

SAN DIEGO STATE BASKETBALL

14 NCAA Tournament Appearances (7 times in last 9 years) • Record 11-Time Mountain West Champion

Contacts: Mike May, Senior Associate AD of Communications and Media Relations (e-mail: mmay@sdsu.edu) ♦ Lauren Weaver, Media Relations Coordinator (e-mail: lweaver@sdsu.edu)

LIVE COVERAGE

TV: CBS Sports Network; Live Stream: none



Carter Blackburn (play-by-play)
Pete Gillen (analyst)
Jason Lewis (producer)

Aztecs Radio Network: 101.5 KGB / XTRA 1360 / Fox Sports Inland Empire (IE) 1350 (pregame starts at 6:30 p.m. PT on XTRA)



Ted Leitner (play-by-play)
Jon Schaeffer (pre, half, post)



Live Stats: GoAztecs.com

SCHEDULE / RESULTS

Record: 8-5 | Home: 6-2, Away: 1-1, Neutral: 1-2

MW Record: 0-0 | Home: 0-0, Away 0-0

Date	SDSU	Opp.	Opponent (TV/Stream)	Time / Result
N.1	rv/--		Chaminade - Exhibition	W, 68-63
N.6	rv/--		Arkansas-Pine Bluff	W, 76-60
N.14			Texas Southern	W, 103-64
N.19	1/1	#vs. Duke (ESPN2)		L, 64-90
N.20		#vs. Xavier (ESPN2)		W, 79-74
N.21	rv/rv	#vs. Iowa State (ESPN2)		L, 57-87
N.27		Jackson State (FOX Sports San Diego)		W, 87-44
D.1		Sat Illinois State (ESPN+)		W, 75-65
D.5		San Diego (STADIUM/Facebook)		L, 61-73
D.8		at California (Pac-12 Network/Pac-12 Bay Area)		L, 83-89
D.12		Cal State Dominguez Hills		W, 99-46
D.22		Brigham Young (CBS Sports Network)		W, 90-81
D.29		Brown (FOX Sports San Diego)		L, 61-82
J.1		CSUN		W, 65-60
J.5		*at Boise State (CBS Sports Network)		8 p.m. MT
J.8		*Wyoming (CBS Sports Network)		7 p.m. PT
J.12		*at Air Force (ESPN3)		2 p.m. MT
J.15		*New Mexico (CBS Sports Network)		8 p.m. PT
J.22		*at Fresno State (ESPNU)		8 p.m. PT
J.26		*UNLV (CBS Sports Network)		5 p.m. PT
J.30		*Air Force (STADIUM/Facebook)		7 p.m. PT
F.2		*at San José State (Mountain West Network)		6 p.m. PT
F.5		*at New Mexico (ESPN2)		9 p.m. MT
F.9		*Utah State (ESPN3)		7 p.m. PT
F.12		*at Colorado State (ESPN2)		9 p.m. MT
F.16		*Boise State (CBS Sports Network)		4 p.m. PT
F.20		*Nevada (CBS Sports Network)		8 p.m. PT
F.23		*at UNLV (ESPNU)		7 p.m. PT
F.26		*at Utah State (CBS Sports Network)		7:30 p.m. MT
M.2		*San José State (FOX Sports San Diego)		7 p.m. PT
M.6		*Fresno State (CBS Sports Network)		7 p.m. PT
M.9		*at Nevada (CBS Sports Network)		7:30 p.m. PT
M.13-16		+at MW Championship (TBD)		TBD

- Maui Jim Maui Invitational (Lahaina Civic Center; Lahaina, Hawaii); * - Mountain West game; + - MW Championship (Thomas & Mack Center; Las Vegas, Nev.)

GAME 14 :: MOUNTAIN WEST CONFERENCE OPENER

SAN DIEGO STATE AZTECS (8-5; 0-0 Mountain West) VS. BOISE STATE BRONCOS (6-8; 1-0 Mountain West)
Sat., Jan. 5, 2019 :: 8 p.m. MT (announced) / 8:05 p.m. MT + 5 min. possible slide (tip) :: Taco Bell Arena (12,644) :: Boise, Idaho



SAN DIEGO STATE

Head Coach: Brian Dutcher
Career Record: 30-16 (2nd Season)
Record at San Diego State: 30-16 (2nd Season)
Record vs. Boise State: 1-1



BOISE STATE

Head Coach: Leon Rice
Career Record: 171-104 (9th Season)
Record at Boise: 171-104 (9th Season)
Record vs. SDSU: 6-10

SCENE SETTER (through the games of Wed., Jan. 2)

- San Diego State, owners of a Mountain West Conference 11 men's basketball championships (six regular season titles, five tournament titles), becomes the final team in the league to open conference play when the Aztecs play at Boise State on Saturday night.
- The Aztecs enter the game having won their last nine games against Mountain West Conference teams (final six regular season games and three Mountain West tournament games en route to the 2018 title). That is the sixth longest active streak in the nation.
- The six-game (regular season) conference win streak is tied for the eighth-longest in school history. A win Saturday would move the streak into a tie for the fifth-longest in school history.
- San Diego State has won its most recent game with all other 10 Mountain West Conference teams.
- Saturday will mark the 18th all-time meeting between the teams, with the Aztecs owning an 11-6 advantage. Boise will travel to San Diego on Feb. 16 for the back end of the home-and-home.
- In the Mountain West era, the total score in the 16 meetings is San Diego State 1,042 (65.1), Boise State 1,029 (64.3).
- Of the seven all-time meetings between the teams in Boise (the Broncos lead 4-3), four have been decided by four points or less.
- On Tuesday San Diego State overcame its second 19-point deficit of the season, this time defeating CSUN, 65-60, at Viejas Arena. In the last five seasons there have been 1,740 teams to play Division I basketball. SDSU is just the sixth to overcome at least two 19-point deficits to win games in a single season.
- The Aztecs are beginning their league schedule on the road for the second straight season. SDSU had won six straight Mountain West openers that have taken place on the road, until dropping an 82-69 decision at Wyoming last season.
- In the previous 19 years of Mountain West action, San Diego State is 13-6 in league openers and 13-3 over the last 16 seasons.
- San Diego State is 3-1 in its last four games, outscoring its opponents by 46 points during that stretch.
- San Diego State ranks 13th nationally in three-point field goal percentage at 39.8 percent. Only once have the Aztecs ended a campaign with a higher percentage from beyond the arc (43.7 percent in 1987-88). In the last 17 seasons, only once has SDSU ended the season ranked above 101st nationally (12th in 2005-06).
- San Diego State is 17-6 in its last 23 games - regardless of location - dating back to last season.
- San Diego State is 15-4 in its last 19 contests against teams that were not ranked in the AP Top 25 at game time.
- On Tuesday, second-year head coach **Brian Dutcher** recorded his 30th victory since taking over prior to the 2017-18 campaign. He is the fastest person to claim 30 wins at SDSU in the Division I era and the fastest to get to the 30-win plateau since C.E. Peterson guided SDSU to a 30-13 record in the first 43 game in program history (1921-22 and 1922-23 seasons). Two-time national coach of the year Steve Fisher began his tenure at SDSU with a 30-43 mark.
- Senior guard **Devin Watson** is one of only six players in the nation to average at least 15 points, 5 assists and 2.5 three-point field goals per game this season. The senior has scored or assisted on 40.1 percent of San Diego State's field goals this season. He

:: SERIES INFORMATION

Overall	SDSU leads, 11-6
Current Streak	SDSU, 1
In San Diego	SDSU leads, 5-2, W1
In Boise	Boise leads, 4-3, L2
Neutral Sites	SDSU leads 3-0, W3
Last Meeting	at SDSU 72-64, F.27.18

BEST COMBINED FB & MBB RECORD

Since the start of the 2010-11 campaign, SDSU has the 5th best combined FB and MBB winning percentage (through 1/1).

Rk.	School	Record	Pct.
1.	Ohio State	322-96	.770
2.	Michigan State	306-115	.727
3.	Oregon	308-117	.725
4.	Wisconsin	306-117	.723
5.	San Diego State	298-115	.722
6.	Duke	301-117	.720
7.	Louisville	300-118	.718
8.	Arizona	299-119	.715
9.	Cincinnati	286-120	.704
10.	Kentucky	299-126	.704

LARGEST 2ND HALF DEFICIT OVERCOME FOR VICTORY

Below is a list of largest second half deficit overcome for an SDSU victory (last 23 seasons).

-	Score	Final	Opp. (Date)
21	16-37	*65-62	at UNLV (M.8.17)
19	27-46	65-60	CSUN (J.1.19)
16	25-41	51-48	UNM (M.8.14)
15	30-45	72-58	vs. Cal (N.26.15)
14			three tied at

* - indicates overtime.

SDSU CAREER SCORING LIST

Below is a list of San Diego State's all-time leaders in scoring. In school history, 33 players have reached the 1,000-point plateau (list current entering today).

Rk.	School	Pct.
11.	Al Skalecky, 66-67-68	1,271
12.	Tony Ross, 87-88-89	1,259
13.	Xavier Thames, 12-13-14	1,232
14.	Kyle Spain, 06-07-08-09	1,230
15.	Chad Nelson, 94-95-96-97	1,225
16.	Jeremy Hemsley, 16-17-18-19	1,218
17.	Marcus Slaughter, 04-05-06	1,211
18.	Lorenzo Wade, 07-08-09	1,200

San Diego State Aztecs

2018-19 Record: 8-5 (H: 6-2; A: 1-1; N: 1-2); 0-0 MW
12 Postseason Berths in Last 13 Years, 11-Time MW Champions

- The Aztecs have won at least 19 games in 13 straight seasons, which is tied for the 7th-longest active streak in the nation.
- San Diego State has advanced to postseason play in 12 of the last 13 seasons (2006 NCAA, 2007-09 NIT, 2010-15 NCAA, 2016 NIT, 2018 NCAA).

Trends:

- San Diego State ranks 13th nationally in three-point field goal percentage at 39.8 percent.
- SDSU opponents are shooting 41.4 pct. from the field, 32.0 pct. from three-point range and 13.6 turnovers (1 of 40).
- SDSU 27-3 last 30x when owning a higher FG pct.

	PPG	RPG	APG	FG	3FG	FT	
0 Devin Watson <i>Guard, 6-1, 183, Sr.-1L</i> <i>Oceanside, Calif. (San Francisco)</i>	'18-19 15.3 Career 13.8	2.8 2.3	5.4 3.9	42.3 40.9	40.2 35.6	73.1 73.7	1 of 6 players in the nation avg. 1.5 pts., 5 asts., 2.5 3FGM per game... Scored or assisted on 40.1 of SDSU FGs... Career numbers: 1,472 points, 248 rebounds, 418 assists... 76 career double-figure scoring games, including 11 of 13 TY... 28 career 20+ pt. games... 34 asts. in last 5 gms. (career best)... 6 gms. this season w/7+ assists... SDSU is 16-2 when he shoots 40 pct or better and has two TO or less.
2 Adam Seiko / SAY-ko / <i>Guard, 6-3, 195, Fr.-RS</i> <i>Boston, Mass. (Sierra Canyon HS (Calif.))</i>	'18-19 3.3 Career same as season	1.1	0.6	47.4	7/14	83.3	Played in 12 of 13 games this season (144 mins.)... Scored in career-best 4 str. gms... Set CH for minutes (23), pts. (13) and rebs. (5) against CSU... Is 7-of-14 from 3-pt. range (.500)... Coming off of a RS season... Three-star signee by Rivals... Sierra Canyon went 27-3, and was ranked No. 5 in California and No. 15 nationally his senior year... Strong guard who can shoot the three-point shot.
3 Aguek Arop / uh-GWUK uh-ROPE / <i>Forward, 6-6, 220, Fr.-HS</i> <i>Omaha, Neb. (Omaha South HS)</i>	'18-19 2.7 Career same as season	2.8	0.6	39.3	1/6	7/8	Played 11+ mins. in 6 of last 8 games... 26 pts. in last 6 gms. (69 mins.)... A 6-6 forward with a near 7-foot wingspan that is expected to see significant time this season... Tremendous defender and a gifted athlete that can play above the rim... Good mid-range game and is deadly from 15-foot and in... Has been hindered a bit during camp due to a hip injury... Very intelligent on the floor who has helped the other freshman adjust.
4 Michael Sohikish / so-HE-kish / <i>Guard, 5-9, 160, Sr.-SQ</i> <i>San Diego, Calif. (University City HS)</i>	'18-19 0.3 Career 0.6	0.2 0.2	0.5 0.3	0/2 3/11	0/1 0/5	2/2 4/6	Walk-on who has seen action in 17 career games, including six games this season... Scored first points of the season on a pair of free throws against CSUDH (12-12-18)... Fifth-year in the program... A civil engineer major who served as a student-manager before earning playing time... Career totals: 10 points, 3 rebounds, 5 assists, 4 steals, 43 minutes and just 3 turnover.
5 Jalen McDaniels <i>Forward, 6-10, 195, So.-1L</i> <i>Federal Way, Wash. (Federal Way HS)</i>	'18-19 14.8 Career 11.7	7.5 7.5	2.7 1.4	46.8 53.7	32.3 28.0	69.1 75.6	10+ pts. in 13 of the last 14 games... Multiple assists in 8 consecutive games for the first time in his career (24)... Career FG pct. 53.7... CH 26 pts., 8 rebs., 3 blocked shots vs. Xavier... Against UABP, became 4th SDSU player in last 23 seasons to post 15+ pts., 9+ rebs., 5+ asts. and 3+ stls in a game... One of 4 Fr. in the country last season to post 10.5 pts., 7.5 rebs. and shoot 58+ pct. from the field last season.
11 Matt Mitchell <i>Forward, 6-6, 240, So.-1L</i> <i>Riverside, Calif. (Roosevelt HS)</i>	'18-19 12.7 Career 11.1	3.7 3.9	1.9 1.8	46.6 45.5	33.3 35.1	72.7 75.0	46 career starts (45 straight)... 28 gms. w/at least 10+ pts... 5 20-point games (3 this season, 2 of last 4 gms.)... 52 3FG in last 37 gms... Avg. 4.2 FTA/game... Made 15 straight FTA at one point this season... Has 65 points in 46 possessions (1.41 ppp) around the basket (includes post-ups)... SDSU is 18-6 when he has multiple assists... Has 511 points in his career.
20 Jordan Schakel / SHACK-ull / <i>Guard, 6-6, 200, So.-1L</i> <i>Torrance, Calif. (Bishop Montgomery HS)</i>	'18-19 8.8 Career 4.8	4.5 2.8	1.4 0.8	46.5 38.6	47.2 39.7	92.0 81.8	1 of 7 players in nation to post following numbers 46 pct. FG, 47 pct. 3FG, 90 pct. FT (minimum 70 FGA)... Has 6 double-digit scoring games in 46-game career (has 5 in last 12 games)... 2nd Aztec in last 22 seasons to produce 3 3FGM, 7 rebs. and 100 pct. FT game (Jamaal Franklin)... T-21st in the nation in FT pct. 92.0 pct. (min. 25 FTA)... Last season: 106 pts., this season: 114 pts.
23 Ed Chang <i>Forward, 6-8, 215, Fr.-HS</i> <i>Papillion, Neb. (Garfield HS (Wash.))</i>	'18-19 1.5 Career same as season	0.8	0.3	3/8	3/7	0/0	Played 28 minutes total in 6 gms... All 3 FGM are from three-point range... Tremendous shooter (once made nine 3FG in one half of a HS game)... Did not play in high school last season... Attended Papillion-La Vista High in Papillion, Neb. for three years as a prep before finishing at Garfield High in Seattle... Was a two-time all-state selection in Nebraska... Tabbed a four-star recruit by ESPN.
24 Nolan Narain <i>Forward, 6-10, 230, Jr.-2L</i> <i>Hamilton, Ontario, Canada (La Lumiere School (Ind.))</i>	'18-19 3.7 Career 3.7	2.8 2.0	0.6 0.3	68.0 62.6	2/3 38.9	50.0 59.0	Leads the MW and ranks T-48th nationally in FG pct. (min. 25 FGA)... Played in 44 career games, including 12 this season... Starting fourth year in the program (redshirt in 2015-16 campaign)... Played the best basketball of his career near the end of last season... Scored a career-high 18 points in 18 minutes of action against UW (2-14-18)... In a five-game stretch late last season, he had 43 pts. and 14 rebs.
31 Nathan Mensah / MEN-sah / <i>Forward, 6-10, 225, Fr.-HS</i> <i>Labadi, Accra, Ghana (Findlay Prep (Nev.))</i>	'18-19 4.9 Career same as season	5.1	0.5	57.9	0/0	64.5	Only 9 players in the country have more rebounds than his 66 in fewer minutes (212)... Avg. 12.1 pts. and 12.5 rebs. per 40 mins... Played 10+ mins. in all 13 gms... Has 46 rebs. in last 8 gms. (139 mins.)... An injury on the middle finger of his left (shooting) hand forced him to miss about four weeks... He was cleared on Oct. 31... He is playing with a hard brace on that finger.
35 Joel Mensah / MEN-sah / <i>Forward, 6-10, 215, Fr.-HS</i> <i>Korle Gonno, Accra, Ghana (JSerra Catholic HS (Calif.))</i>	'18-19 1.4 Career same as season	1.0	0.0	17.6	0/0	4/7	Played 39 minutes, action in 7 of 12 gms... A hard working center expected to see the floor this season... Is a good shooter with range out to 15 feet... Has a very good motor... Attended JSerra Catholic High in Capistrano, Calif... Averaged 15.9 points, 8.8 rebounds, 1.2 steals and 1.4 blocked shots in his senior season... Nathan and Joel Mensah are not related.
42 Jeremy Hemsley <i>Guard, 6-3, 195, Sr.-3L</i> <i>Rancho Cucamonga, Calif. (Damien HS)</i>	'18-19 10.1 Career 10.7	2.9 2.3	2.2 2.0	42.9 42.5	41.7 35.0	68.4 68.1	16th in school history w/ 1,218 career points (10.7 ppg)... 134 career treys (9th in SDSU history)... Last 8 gms. 3FGs: 12-24 (50.0 pct.)... Started 76 of 114 games in his career... SDSU is 19-3 when he has at least four assists and 37-15 when he has one TO or less... Has 9 career 20-pt. games... Double figures in scoring 64x... Career numbers: 1,218 points, 229 assists, 260 rebounds, 83 stls., 134 3FGs.

red indicates probable starter, black indicates reserve, outline indicates player is injured; gold indicates player is not expected to play.

SCHEDULE / RESULTS

Date	Opponent (Television/Stream)	Time/Result	Note
N.1	Chaminade - Exhibition	W, 68-63	► Four Aztec starters score in double figures as SDSU overcomes 11-point deficit; FG pct.: SDSU 51.1 pct., Chaminade 37.7 pct.
N.6	Arkansas-Pine Bluff	W, 76-60	► Watson CH 6 3FGs (20 pts.); McDaniels 4th Aztec in last 23 seasons w/ 15+ pts., 9+ rebs., 5+ asts., 3+ stls.; 4 starters 10+ pts.
N.14	Texas Southern	W, 103-64	► Six Aztecs score 10+ including all five starters; SDSU never trailed; Mitchell: 21 pts., 5 rebs.; Schakel: 16 pts., 3-3 3FGs, 7 rebs
N.19	#vs. No. 1/3 Duke (ESPN2)	L, 64-90	► Duke makes 10-of-25 from three-point range (9 in first half); Watson: 15 pts. (3-6 3FG); 4 SDSU players score 11 or more pts.
N.20	#vs. Xavier (ESPN2)	W, 79-74	► SDSU rallies from a 19-point deficit to win; McDaniels first SDSU player since Jamaal Franklin to record 26 pts., 8 rebs., and 3 blocks
N.21	#vs. rv Iowa State (ESPN2)	L, 57-87	► Iowa State makes 14 treys and has a 41-27 edge on the glass; Mitchell: 14 points, 6 rebounds; McDaniels: 10 pts., 7 rebs.
N.27	Jackson State (FOX Sports San Diego)	W, 87-44	► SDSU scores first 11 points and leads wire-to-wire; FG pct: SDSU 50.9, Jackson State 25.9; Five SDSU players in double figures
D.1	at Illinois State (ESPN+)	W, 75-65	► Aztecs snap Illinois State's 10-game homecourt win streak; McDaniels 10th career double-double, 12 pts., CH 15 rebs.; Watson: 23 pts.
D.5	San Diego (STADIUM/Facebook)	L, 61-73	► SDSU FG pct. by half: 59.1, 22.7; SDSU win streak of 11 straight series victories indoors is snapped; first series loss at home since '00
D.8	at California (Pac-12 Network, Pac-12 Bay Area)	L, 65-75	► SDSU had 8-point lead with under 5 minutes to play; McDaniels: 20 pts., 6 rebs., 5 asts; Hemsley: 19 pts.; 5-6 3FGs
D.12	Cal State Dominguez Hills	W, 99-46	► Aztecs have four players reach double figures, dish out 28 assists and record the fifth-largest margin of victory in school history
D.22	Brigham Young (CBS Sports Network)	W, 90-81	► SDSU ties school-record with third straight win in series; Aztecs led by 8+ pts. final 35:18; SDSU shoots 52.8 pct.; 12 3FGM
D.29	Brown (FOX Sports San Diego)	L, 61-82	► FG pct.: Brown 53.4, SDSU 35.2; 3FGs: Brown 15-28 (53.6 pct.), SDSU 5-17 (29.4 pct); McDaniels: 19 pts., 6 rebs.; Arop 11 pts., 5 rebs.
J.1	CSUN	W, 65-60	► San Diego State overcame its second 19-point deficit of the season to win (Xavier); McDaniels: 20 pts. (9-13 FGs), 13 rebs.
J.5	*at Boise State (CBS Sports Network)	8 p.m. MT	► San Diego State will be in search of its first win at Boise State since 2016; SDSU fell last year at BSU, 83-80
J.8	*Wyoming (CBS Sports Network)	7 p.m. PT	► Only meeting of the season; SDSU has won 10 straight vs. the Cowboys at home and is 26-11 all-time
J.12	*at Air Force (ESPN3)	2 p.m. MT	► SDSU won at Air Force last season, 67-56, to improve to 20-16 all-time at the USAF Academy
J.15	*New Mexico (CBS Sports Network)	8 p.m. PT	► SDSU will face UNM at home for the first time since 2016-17; SDSU is 4-1 in its last five vs. UNM at home
J.22	*at Fresno State (ESPN2)	8 p.m. PT	► The Aztecs are 5-3 in their last eight games at Fresno St.; SDSU will look to avenge last year's 79-61 road loss
J.26	*UNLV (CBS Sports Network)	5 p.m. PT	► SDSU is 12-1 in its last 13 games vs. UNLV and has won five straight at home, including last year's 38-point win
J.30	*Air Force (STADIUM/Facebook)	7 p.m. PT	► San Diego State has won 13 straight home games vs. Air Force, including last season's 81-50 decision
F.2	*at San José State (Mountain West Network)	6 p.m. PT	► The Aztecs are 4-1 vs. the Spartans on the road since SJSU joined the Mountain West in 2013-14
F.5	*at New Mexico (ESPN2)	9 p.m. MT	► SDSU has split the last four meetings at New Mexico, but will be looking to avenge 2017-18's four-point loss
F.9	*Utah State (ESPN3)	7 p.m. PT	► SDSU is 5-0 vs. USU at home since the Aggies joined the league in '13-14; SDSU is 10-0 vs. USU in the MW era
F.12	*at Colorado State (ESPN2)	9 p.m. MT	► The Aztecs defeated the Rams in Moby Arena last season, 77-68; SDSU is 9-4 in its last 13 games at CSU
F.16	*Boise State (CBS Sports Network)	4 p.m. PT	► The Aztecs are 5-2 all-time at home vs. Boise State, including last season's 72-64 decision in February
F.20	*Nevada (CBS Sports Network)	8 p.m. PT	► SDSU is 5-0 vs. Nevada at home in the MW era, including last year's five-point win, and is 7-1 all-time
F.23	*at UNLV (ESPN2)	7 p.m. PT	► San Diego State is 7-1 in its last eight games vs. UNLV inside Thomas & Mack Center
F.26	*at Utah State (CBS Sports Network)	7:30 p.m. MT	► SDSU is making its first trip to Utah State since a 66-62 win in 2016-17; SDSU is 3-0 at USU in the MW era
M.2	*San José State (FOX Sports San Diego)	7 p.m. PT	► The Aztecs are 26-8 all-time vs. SJSU at home and 8-1 in their last nine, including five in a row
M.6	*Fresno State (CBS Sports Network)	7 p.m. PT	► SDSU has lost two straight at home to FS, but is 6-2 in last eight; SDSU has won 13 straight Senior Night games
M.9	*at Nevada (CBS Sports Network)	7:30 p.m. PT	► Second straight season the teams have met in the final game of the regular season; SDSU won last year, 79-74
M.13-16	+at Mountain West Championship (TBD)	TBD	► San Diego State will look to defend their 2018 MW tournament title; SDSU has advanced to the title game in eight of the last 10 seasons

- Maui Jim Maui Invitational (Lahaina Civic Center; Lahaina, Hawaii), * - Mountain West game, + - MW Championship (Thomas & Mack Center; Las Vegas, Nev.)

needs 28 points to reach the 1,500-point plateau. Averages 1.463 points per possession and shoots 48.8 percent (20-of-41 3FGs) from the field on his 41 catch-and-shoot possessions this season.

- Senior guard **Jeremy Hemsley** is in 16th place on the school's career scoring list with 1,211 points. In his last seven games he is 12-of-24 from three-point range (50.0 percent). SDSU career ranks: 8th in three-point field goal attempts (383), 9th in three-point field goals (134), 11th in field goal attempts (987), 15th in field goals (419), 15th in minutes played (3,027), 15th in games played (114), 16th in free-throw attempts (361), 16th in points (1,218), 18th in games started (76), 19th in free throws (246), 21st in assists (229)
- Sophomore guard **Jordan Schakel** has 114 points this season (in 13 games), eight points more than he accumulated during his entire freshman season (33 games). Schakel, who is averaging 8.8 points and 4.5 rebounds has connected on 25-of-53 three-point field goal attempts this season (47.2 percent). He is one of seven players in the nation who is shooting 46 percent from the field (minimum 70 field goal attempts), 47 percent from beyond the arc and 90 percent from the free-throw line.
- Sophomore forward **Jalen McDaniels** has reached double figures in 13 of his last 14 games. He is averaging 14.8 points, 7.5 rebounds and 2.7 assists and has multiple assists in a career-high eight straight games. In 20 post-up possessions this season he is 9-of-15 from the field and with free throws included is averaging 1.20 points per possession.
- Sophomore forward **Matt Mitchell** is third on the team in scoring at 12.7 points and 3.7 rebounds per contest. Excluding post-ups, he is averaging 1.52 points per possession in 33 opportunities around the basket. That includes 24-of-33 from the field (72.7 percent).

SERIES HISTORY VS. BOISE STATE

- This is the 18th all-time meeting between San Diego State and eighth-year Mountain West member Boise State.
- SDSU is 11-6 all-time vs. the Broncos (5-2 in San Diego, 3-4 in Boise, 3-0 at neutral sites).
- The teams have met three times in the Mountain West tourney with the Aztecs winning all three (2012, 2013 and 2017).
- San Diego State and Boise State are two of the top teams nationally in football and men's basketball. Since the start of the 2010-11 season, the Aztecs rank fifth in combined winning percentage at 72.2 percent, while the Broncos are 17th at 67.4 percent (Ohio State leads the nation at 77.0 percent).
- Sixteen of the 17 meetings have been decided by 15 points or less. Ten of the last 16 have been decided by six points or less, including nine of the last 14.
- In the Mountain West era, the total score in the 16 meetings is San Diego State 1,042 (65.1), Boise State 1,029 (64.3).
- The seven MW games in Boise have been decided by a total of 52 points.

MEDIA RELATIONS

MEDIA RELATIONS OFFICE

Fowler Athletics Center
5302 55th Street, Suite 3014
San Diego, CA 92115
■ Office: 619.594.5547
■ Fax: 619.582.6541

MIKE MAY

Senior Associate A.D. of Communications and Media Relations

■ Coaching staff and student-athlete interviews
■ E-Mail: mmay@sdsu.edu
■ Office: (619) 594-5547
■ Cell: (619) 957-8372

LAUREN WEAVER

Media Relations Coordinator

■ Credentials
■ E-Mail: lweaver@sdsu.edu
■ Office: (619) 594-5547

STAY CONNECTED

■ Athletics Website: goaztecs.com
■ Twitter: @GoAztecs / @Aztec_MBB
■ Facebook: facebook.com/goaztecs
■ Instagram: @goaztecs / @aztec_mbb
■ YouTube: youtube.com/goaztecscom

SDSU SERIES HISTORY VS. BOISE STATE

SAN DIEGO STATE LEADS, 11-6

Home: 5-2, Away: 3-4, Neutral: 3-0

Date	Location	Result	Score
D.16.76	San Diego (PG)	W	78-68
F.1.12	*San Diego (VA)	W	58-56
F.29.12	*Boise	W	66-53
M.8.12	^N-Las Vegas (QF) (d)	W	65-62
F.6.13	*San Diego (VA) (:02.8)	W	63-62
M.9.13	*Boise (d)	L	65-69
M.13.13	^N-Las Vegas (QF)	W	73-67
J.8.14	*San Diego (VA)	W	69-66
F.5.14	*Boise (:04.2)	W	67-65
F.8.15	*Boise	L	46-61
F.28.15	*San Diego (VA)	L	46-56
J.16.16	*Boise	W	56-53
F.27.16	*San Diego (VA) (d)	L	63-66
J.7.17	*Boise	L	66-78
M.19.17	^N-Las Vegas (QF)	W	87-68
J.13.18	*Boise	L	80-83
F.27.18	*San Diego (VA)	W	72-64
J.5.19	*Boise		
F.16.19	*San Diego (VA)		

* - conference game, ^ - conference tournament game. AG - Aztec Gym, SA - San Diego Sports Arena, PG - Peterson Gym, CA - Cox Arena, VA - Viejas Arena, d - Day Game, (#/#) - Opponent National Ranking, (:xx.x) - Game-Winning Shot.

- San Diego State has handed Boise State three of its last 15 home losses (dating back to Feb. 29, 2012).
- With Boise State in the Mountain West, the games between the schools inside Viejas Arena have been decided by a combined 27 points.
- Prior to last season, the teams have not met in San Diego since Feb. 27, 2016.
- In the last 15 meetings, the team with a higher field goal percentage is 14-0-1.
- San Diego State has committed exactly eight turnovers in each of the last two meetings. Since the beginning of the 2013-14 campaign, the Aztecs have committed eight or fewer turnovers on 34 occasions (27-7). Four of those times have come against the Broncos but SDSU is only 2-2 in those games.
- In the Mountain West era, SDSU is 5-0 when getting at least 20 points from the free throw line and 5-6 when making 18 free throws or less.
- In the Mountain West era, SDSU is 0-3 when Boise State gets 10 treys or more. The Aztecs are 10-3 when holding the Broncos to nine three-point field goals or fewer.
- Senior Devin Watson is averaging 16.0 points and 6.0 assists while connecting on 5-of-10 three-point field goals (50.0 percent) in two career games against the Broncos.
- Sophomore forward Jalen McDaniels is 12-of-16 from the field (75.0 percent) and is averaging 15.5 points and 7.5 rebounds in his two career games against Boise State.
- Sophomore Matt Mitchell has connected on 10-of-12 field goal attempts inside the arc against Boise State. He is averaging 12.0 points in his two games against the Broncos.
- San Diego State is looking to become just the second school in the last 22 seasons (since 1997-98 season) to claim a victory at Boise State in football and men's basketball in the same academic year (New Mexico, 2015-16).
- All-time series meetings against Boise State can be found in the left column and career stats against the Broncos are located below.

Player	Record	GP	GS	Min.-Avg.	FG-FGA	Pct.	3FG-3FGA	Pct.	FT-FTA	Pct.	OR	DR	TR	RPG	Asst.	TO	Blk.	Stl.	Pts.	PPG
Jeremy Hemsley	3-3	6	3	129-21.5	12-34	.353	4-18	.222	7-17	.412	1	7	8	1.3	6	14	0	4	35	5.8
Devin Watson	1-1	2	2	71-35.5	9-21	.429	5-10	.500	9-11	.818	1	6	7	3.5	12	3	0	1	32	16.0
Jalen McDaniels	1-1	2	2	70-35.0	12-16	.750	0-1	.000	7-10	.700	6	9	15	7.5	1	2	1	2	31	15.5
Matt Mitchell	1-1	2	2	56-28.0	10-20	.500	0-8	.000	4-5	.800	3	4	7	3.5	3	0	0	4	24	12.0
Nolan Narain	1-0	1	0	11-11.0	2-4	.500	0-0	.000	4-4	1.000	0	1	1	1.0	0	0	0	0	8	8.0
Jordan Schakel	1-1	2	0	27-13.5	2-5	.400	2-4	.500	0-0	.000	0	0	0	0.0	0	0	0	0	6	3.0

LAST TIME VS. BOISE STATE

San Diego State 72, Boise State 64

Feb. 27, 2018 ♦ San Diego, Calif. ♦ Viejas Arena ♦ Att.: 11,211

SAN DIEGO - San Diego State held Boise State to its lowest conference point total and field-goal percentage this season, and it resulted in its worst Mountain West defeat of the campaign as the Aztecs emerged with the 72-64 victory at Viejas Arena.

The Broncos were seemingly not poised to set futility records in the first half, shooting 48.0 percent from the floor, including a 6-for-14 effort from three-point distance. SDSU, meanwhile, shot 53.8 percent in the opening 20 minutes, but made just one of its nine attempts from behind the arc, which led the Aztecs to go into halftime only up, 38-37.

In the second half, San Diego State was much better on the defensive end, holding the Broncos to 30.4-percent shooting and 2-of-13 from deep. SDSU's shooting, however, slipped itself, but the Aztecs made 14-of-20 from the free-throw line after making all nine attempts in the first half.

Boise State overcame its one-point halftime deficit on two different occasions in the second half, taking one-point leads before the first media timeout. SDSU responded by scoring seven straight points on its way to a 12-2 run that put it ahead, 54-46.

San Diego State enjoyed a lead no bigger than eight points over the next several minutes and the Broncos cut their deficit to four points with 4:15 to play. The Aztecs scored the next three points, but a Lexus Williams trey put the visitors three behind the hosts with 2:12 remaining.

SDSU scored six of the game's final eight points to avenge an earlier loss to Boise State, one in which Chandler Hutchison scored 44 points. In the rematch, the Aztecs held the senior to 4-of-14 shooting and 18 points. Boise shot 39.6 percent for the game.

Jalen McDaniels led San Diego State with 15 points and 10 rebounds, and Devin Watson added 13 points and four assists with no turnovers in 33 minutes.

SAN DIEGO STATE SNAPSHOT

- In its first 13 games, San Diego State has started two seniors and three sophomores.
- The Aztecs have a wealth of experience in the backcourt with a pair of seniors, **Devin Watson** and **Jeremy Hemsley**.
- **Watson**, who is in his third year with the program after playing two seasons at the Univ. of San Francisco, leads the team this season in scoring (15.3), minutes played (34.2), assists (5.4) and has connected on 35-of-87 attempts from beyond the arc (40.2 percent). He is one of only six players in the nation to average at least 15 points, 5 assists and 2.5 three-point field goals per game this season.

LAST MEETING VS. BOISE

BOISE	FG	3FG	FT	R	F	TP	A	T	B	S	MP
Haney*	3-5	0-2	2-3	11	3	8	1	1	0	1	28
Hutchison*	4-14	0-4	10-15	9	2	18	5	3	0	1	37
Sengfelder*	2-4	0-1	1-2	1	4	5	1	0	0	0	17
Williams*	3-6	3-5	0-0	1	4	9	0	2	0	0	25
Jessup*	4-8	3-7	0-0	3	4	11	1	1	0	0	32
Dickinson	3-7	2-5	1-1	1	3	9	3	4	0	1	23
Jorch	0-0	0-0	0-0	2	2	0	0	1	0	0	12
Jardine	0-1	0-1	2-2	2	2	2	0	0	0	0	9
Hobbs	0-3	0-2	2-2	2	2	2	0	4	0	1	17
Team				2				1			
Totals	25-60	9-21	14-19	37	18	73	8	7	1	8	200

SDSU	FG	3FG	FT	R	F	TP	A	T	B	S	MP
McDaniels*	6-8	0-1	3-5	10	3	15	0	2	0	0	36
Mitchell*	4-9	0-4	3-4	3	2	11	3	0	0	3	28
Pope*	5-13	0-3	2-2	6	3	12	1	2	0	2	29
Watson*	3-8	1-2	6-7	3	2	13	4	0	0	1	33
Kell*	2-4	0-1	4-4	3	4	8	4	2	0	2	29
Montana	0-2	0-2	0-0	1	0	0	1	1	0	0	7
Schakel	0-2	0-2	0-0	0	2	0	0	0	0	0	13
Narain	2-4	0-0	4-4	1	1	8	0	0	0	0	11
Hemsley	2-3	0-1	1-3	1	3	5	1	1	0	2	14
Team				3							
Totals	24-53	1-16	23-29	31	20	72	14	8	0	10	200

Halftime: San Diego State 38, Boise State 37. **FG%:** San Diego State 45.3, Boise State 39.6. **3FG%:** Boise State 29.6, San Diego State 6.3. **FT%:** San Diego State 79.3, Boise State 72.0. **Officials:** David Hall, Randy McCall, Keith Kimble. **Technical:** None.

* - includes Mountain West Conference tournament games.

SDSU VS. MOUNTAIN WEST

VS. CURRENT MEMBERSHIP

School	All-Time	MWC*	Streak
	W-L	W-L	
Air Force	56-23	26-13	Won 3
Boise State	11-6	10-6	Won 1
Colorado State	42-41	30-14	Won 2
Fresno State	62-54	8-6	Won 1
Nevada	15-5	10-2	Won 2
New Mexico	40-46	22-21	Won 1
San Jose State	38-35	8-1	Won 2
UNLV	33-36	29-19	Won 1
Utah State	10-3	10-0	Won 10
Wyoming	41-41	23-17	Won 1
TOTALS	348-290	176-99	Won 9

The senior has scored or assisted on 40.1 percent of San Diego State's field goals this season.

- **Hemsley**, has played extensively for San Diego State the last four seasons logging 114 games and 76 starts. He is averaging 30.6 minutes (second on the team), 10.1 points, and is considered the team's best defender. Over his last seven games he is 11-of-22 from three-point range (50.0 percent).
- The other three starters come from the Aztecs' sensational sophomore class of **Jalen McDaniels**, **Matt Mitchell** and **Jordan Schakel**. The group has been sensational to date and is a major reason why Aztec fans are excited about the future.
- **Mitchell** has five career games with 20 or more points, three of them come in the last 12 games, including two in the last four games. He also has recorded five games with at least three assists this season. For the year, he is averaging 12.7 points, good for third on the team, with 3.7 rebounds and 1.9 assists per contest. He has attempted a team-high 55 free throws and made 15 straight at one point this season.
- **Schakel** has already surpassed his offensive production from his entire freshman season. The sophomore is averaging 8.8 points, 4.5 rebounds and has connected on 25-of-53 three-point field goals this season (47.2 percent). He has 114 points this season after scoring 106 points in 33 games last season. He is one of seven players in the nation who is shooting at least 46 percent from the field, 47 percent from three-point range and 90 percent from the free throw line (min. 70 FGA).
- After spending the summer working out for NBA teams, **McDaniels** has returned to campus with an improved jumper and a more consistent and well-rounded game. The sophomore has scored in double-digits in 13 of his last 14 games. He leads the team in rebounding at 7.5 per contest and is second on the team in scoring (14.8).
- SDSU has five freshmen on the roster, with two contributing significantly. True freshman forward **Nathan Mensah** is averaging 12.1 points and 12.5 rebounds per 40 minutes of action. Only nine players in the nation have more rebounds than he does (66) in fewer minutes (212). He has played at least 10 minutes in all 13 games.
- Redshirt freshman guard Adam Seiko has seen action in 12 games and is averaging 12.0 minutes per appearance. He has just four turnovers in 144 minutes of action this season and has shown the ability to hit the three-pointer, going 7-for-14 from bonus distance (50.0 percent).

SEASON SCENE SETTER

- Dutcher welcomes back three returning starters in redshirt sophomore forward **Jalen McDaniels** (2018 all-MW third team by media, honorable mention by coaches) sophomore forward **Matt Mitchell** and senior guard **Devin Watson**. The trio played in all 33 games a year ago with Watson starting every game, Mitchell receiving the opening nod 32 times (starting the final 31 outings) and McDaniels starting 21 of the final 22 contests (did not start on Senior Night).
- The aforementioned threesome ranked No. 2, 3 and 4 in scoring in 2017-18 with Watson leading the way at 12.2 points and falling seven points shy of tying outgoing senior Malik Pope for the team lead in the category. Mitchell and McDaniels, meanwhile, each finished with 10.5 scoring averages.
- SDSU returns from last year its leader in rebounding average (McDaniels - 7.5), assists (Watson - 124), steals (Mitchell - 36), field-goal percentage (McDaniels - .586), free-throw percentage (McDaniels - .788), three-point field-goal percentage (Watson - .389), three-pointers (Mitchell and Watson - 49) and minutes (Watson - 1,031).
- Senior guard **Jeremy Hemsley** and junior forward **Nolan Narain** are back for their respective seasons after receiving the starting nod at different times throughout the 2017-18 campaign. Hemsley (7.3 ppg, 1.22 a/to) played in 32 of 33 games last year, starting seven times, and enters '18-19 with 63 starting assignments in 101 career games, which is the most on the active roster. Narain, meanwhile, started once in 23 games and averaged career highs in every category (4.7 ppg, 2.0 rpg, .688 FG).
- Sophomore guard **Jordan Schakel** returns as one of the team's top three-point threats. Hailing from Torrance, Schakel ranked fourth on the team last year in three-point makes (27) and percentage (.346; min. 40 3FGA), while playing in all 33 games (13.8 mpg). Schakel averaged 3.2 points and 2.1 rebounds, and took great care of the ball, committing just nine turnovers in 455 minutes. In fact, he only had one multi-turnover game all season and finished the year with 26 straight one-turnover-or-less outings.

THE PROGRAM (through the games of Sun., Dec. 30)

- Head coach **Brian Dutcher** is in his second season at the helm after guiding San Diego State to a 22-11 record in his first season. He was the only first-year coach to lead his team to the NCAA tournament in 2018. In 96 previous seasons of Aztec basketball, no head coach had won more games and/or won a conference title in his first year until Dutcher accomplished the feat.
- San Diego State had advanced to the NCAA tournament seven times in the last nine seasons, making Sweet 16 appearances in both 2011 and 2014. Only 26 schools nationally have played in at least seven of the last nine NCAA tourneys.
- The Aztecs' NCAA appearance in 2018 was their first since 2015, and their 12th postseason berth in the last 13 years (8 NCAA, 4 NIT).
- SDSU claimed its Mountain West-leading 11th conference title last year and broke a tie with New Mexico by claiming its fifth MW tournament crown. The Aztecs, who played in their fourth Mountain West championship game in the last five seasons, won the tourney for the first time since 2011.
- San Diego State has been one of the elite programs in the nation since the start of the 2010-11 season, posting a cumulative record of 218-76. SDSU's .741 winning percentage is the 15th-best nationally over the last nine years.
- SDSU enters the this season having won at least 20 games and advanced to the postseason in 12 of the last 13 years (8 NCAA, 4 NIT). In the last 13 seasons, the Aztecs have averaged 25.2 victories.
- The Aztecs have won the Mountain West regular-season crown (outright or shared) five times in the last eight years.
- San Diego State has won at least 19 games in 13 consecutive seasons.

87 POINTS AND 50 PERCENT FG SHOOTING

Since the start of the 2010-11 season, San Diego State is 19-0 when scoring at least 87 points and shooting 50 percent or better from the field.

The Aztecs have done that three times this season and nine

87+ POINTS & 50 PCT.+ FG SHOOTING

Date	Opponent	FG Pct.	Score
N.10.17	SD Christian	56.1	W, 91-52
N.20.17	Eastern Illinois	52.5	W, 94-63
J.24.18	Colorado State	55.6	W, 97-78
F.14.18	Wyoming	53.2	W, 87-77
F.17.18	UNLV	50.7	W, 94-56
M.9.18	vs. (22) Nevada	51.9	W, 90-73
N.14.18	Texas Southern	52.3	W, 103-64
N.27.18	Jackson State	50.9	W, 87-44
D.22.18	Brigham Young	52.8	W, 90-81

'18-19 MW PRESEASON POLL

Rk.	School (1st-Place Votes)
1.	Nevada - 207 (18)
2.	► San Diego State - 188 (1)
3.	New Mexico - 153
4.	Boise State - 139
5.	Fresno State - 138
6.	UNLV - 122
7.	Wyoming - 88
8.	Colorado State - 80
9.	Utah State - 78
10.	Air Force - 42
11.	San José State - 19

MOUNTAIN WEST STANDINGS

Since start of 2008-09 season, Mountain West games only.

Rk.	School	W	L	Pct.	GB
1.	► San Diego State	121	47	.720	-
2.	New Mexico	112	57	.663	9.5
3.	Boise State	72	49	.595	25.5
4.	Fresno State	60	47	.561	30.5
5.	Nevada	58	49	.542	32.5
6.	UNLV	89	80	.527	32.5
7.	Colorado State	84	85	.497	37.5
8.	Utah State	40	51	.440	42.5
9.	Wyoming	68	101	.402	53.5
10.	Air Force	45	124	.266	76.5
11.	San Jose State	13	78	.143	69.5

MOUNTAIN WEST CHAMPIONSHIPS (11)

Regular Season Championships (6, record)

2006
2011
2012
2014
2015
2016

Tournament Championships (5, record)

2002
2006
2010
2011
2018

MOST MW MBB TITLES

Current members

Rk.	Team	MW Titles
1.	► San Diego State	11
2.	New Mexico	8
3.	Nevada	3
	UNLV	3
	Wyoming	3
6.	Air Force	1
	Boise State	1
	Colorado State	1
	Fresno State	1

MOST MW MBB COACHING TITLES

Rk.	Team	MW Titles
1.	► Steve Fisher, San Diego State	10
2.	Steve Alford, New Mexico	6
3.	Dave Rose, Brigham Young	4
4.	Steve Cleveland, Brigham Young	3
	Eric Musselman, Nevada	3

SDSU CAREER LEADERS

POINTS

Rk.	Player	Years	GP	Points
1.	Brandon Heath	04-05-06-07	125	2,189
2.	Michael Cage	81-82-83-84	112	1,846
3.	Anthony Watson	83-84-85-86	110	1,735
4.	Chase Tapley	10-11-12-13	134	1,526
5.	Tony Pinkins	55-56-57	82	1,475

12.	Tony Ross	87-88-89	85	1,259
13.	Xavier Thames	12-13-14	97	1,232
14.	Kyle Spain	06-07-08-09	115	1,230
15.	Chad Nelson	94-95-96-97	112	1,225
16.	► Jeremy Hemsley	16-17-18-19	114	1,218
17.	Marcus Slaughter	04-05-06	87	1,211
18.	Lorenzo Wade	07-08-09	92	1,200

ASSISTS

Rk.	Player	Years	GP	Assists
1.	Tony Gwynn	78-79-80-81	107	590
2.	Richie Williams	06-07-08-09	127	479
3.	Chad Nelson	94-95-96-97	112	412
4.	Brandon Heath	04-05-06-07	125	394
5.	Mark Delsman	74-75-76-77	109	376

15.	Ray Leary	74-75-76	76	279
16.	Lorenzo Wade	07-08-09	92	275
17.	Mike Dodd	76-77-78-79	91	271
18.	Creon Dorsey	85-86	59	263
19.	Bryan Williams	88-89	48	243
20.	Michael Best	89-90	56	238
21.	► Jeremy Hemsley	16-17-18-19	114	229
22.	Tony Bland	02-03	63	213

THREE-POINT FIELD GOALS

Rk.	Player	Years	GP	3FGM
1.	Brandon Heath	04-05-06-07	125	281
2.	Tony Ross	87-88-89	85	270
3.	Chase Tapley	10-11-12-13	134	223
4.	D.J. Gay	08-09-10-11	140	219
5.	John Sharper	03-04-05-06	119	166
6.	Trey Kell	15-16-17-18	134	150
7.	Matt Shrigley	14-15-16-17	113	138
8.	Jason Richey	97-98	52	136
9.	► Jeremy Hemsley	16-17-18-19	114	134
10.	Kyle Spain	06-07-08-09	115	130
11.	James Rahon	11-12-13	100	129
12.	Chad Nelson	94-95-96-97	112	122

times in the Brian Dutcher era (46 games) after doing so only 10 times in the previous 248 games. San Diego State has done it six times in the last 22 games.

BRIAN DUTCHER TURNS 30

Second-year head coach Brian Dutcher picked up career victory number 30 last Saturday against CSUN and did so in just his 46th game as head coach.

By doing so in just 46 games, he became the fastest Aztec head coach to record 30 wins since the program's first head coach, C. E. Peterson went 30-13 during his first 43 games in the 1921-22 and 1922-23 seasons.

It is worth noting that the strength of schedule has changed from those initial seasons on The Mesa. While Dutcher has already defeated three top 25 teams, Peterson counted among his first 30 victories San Diego Rowing Club, First National Bank (twice) and eight high schools.

Furthermore, Dutcher became the first Aztec head coach with a winning record when recording win number 30 since Tim Vezie was 30-25 (he started coaching the Aztecs in the 1974-75 season).

Two-time national coach of the year Steve Fisher, with Brian Dutcher serving as an assistant on that staff, was 30-43 at SDSU when he claimed his 30th victory with the Aztecs.

The chart at the right shows the fastest Aztec coaches to 30 wins.

SDSU COACHES RECORD AT 30 WINS

Rk.	Head Coach	1st Season	Record
1.	C.E. Peterson	1921-22	30-13
2.	Brian Dutcher ■	2017-18	30-16
3.	Morris Gross	1929-30	30-17-1
4.	Charlie Smith	1945-46	30-19
5.	George Ziegenfuss	1948-49	30-24

■ - indicates coached during the Division I era.

DON'T COUNT US OUT

San Diego State has recorded two of the more dramatic comebacks in all of college basketball this season. The Aztecs rallied from 19 points down to defeat Xavier at the Maui Jim Maui Invitational on Nov. 20 and followed that up by ringing in the New Year with a 19-point second-half comeback against CSUN on Jan. 1.

In the last five seasons there have been 1,740 teams to play Division I basketball (351 in 2018-19, 351 in 2017-18, 347 in 2016-17, 346 in 2015-16 and 345 in 2014-15). The 2018-19 San Diego State team is just the sixth to overcome two deficits of at least 19 points in a single season.

Furthermore, the comebacks rank among the most epic in school history. Only twice in recorded history (since the start of the 1996-97 season) has SDSU rallied from a bigger deficit to win a game and the 19-point second half rally against CSUN ranks as the second largest comeback after intermission in school history.

A look at the largest rallies and largest second half rallies in school history can be found on page 172 of the media guide.

SDSU LARGEST RALLIES TO WIN

Rk.	Opponent (Date)	Deficit	Final Score
1.	vs. Green Bay (N.20.10)	22	W, 79-70
2.	at UNLV (M.8.17)	21	ot-W, 62-52
3.	CSUN (J.1.19)	19	W, 65-60
	vs. Xavier (N.20.18)	19	W, 79-74
5.	Monmouth (N.22.04)	18	W, 69-65

since start of 1996-97 season.

JALEN IS BACK FOR MORE

■ After a phenomenal freshman debut, Jalen McDaniels is back for his sophomore campaign with the Aztecs. McDaniels, who spent the offseason auditioning for NBA teams, withdrew from the draft just prior to the deadline.

■ McDaniels, who focused on being a becoming a better long-range shooter while working with NBA teams this past summer, is looking to better on a remarkable debut campaign.

■ Currently, McDaniels is averaging 14.8 points, 7.5 rebounds and 2.7 assists per game. No SDSU player has averaged 14 points, seven rebounds and 2.5 assists in a single-season since Jamaal Franklin during the 2012-13 campaign (17.0 ppg, 9.5 rpg). Only two Aztec players have produced a season with those averages in the last 23 seasons (Kawhi Leonard in 2010-11 and Jamaal Franklin, 2012-13).

■ Jalen posted a special game in the 2018-19 season-opening victory against Arkansas-Pine Bluff. The sophomore became the first SDSU player in nearly seven years and just the fourth Aztec player, regardless of class, in the last 22 seasons to produce a game with at least 15 points, nine rebounds, five assists and three steals. He joined:

SDSU PLAYERS W/14 PTS., 7.5 REBS., 2.5 ASTS.

Player	Cl.	Season	PPG	RPG	APG
Kawhi Leonard	So.	2010-11	15.5	10.6	2.5
Jamaal Franklin	Jr.	2012-13	17.0	9.5	3.3
Jalen McDaniels	So.	2018-19	14.8	7.5	2.7

since start of 1996-97 season.

Player	Opponent / Date	Pts.	Rebs.	Asst.	Stls.	MP	NBA Perf.
Kawhi Leonard	vs. Wichita State / Dec. 4, 2010	16	12	5	4	34	+27
Chase Tapley	vs. Bryant / Nov. 11, 2011	20	11	6	3	38	+31
Jamaal Franklin	vs. Redlands / Dec. 30, 2011	26	10	5	6	28	+37
Jalen McDaniels	vs. Texas Southern / Nov. 6, 2018	15	9	5	3	27	+23

■ McDaniels has scored in double figures in 12 of 13 games this season and has reached double figures in a career-high 11 consecutive games (broken in the victory over Brigham Young).

■ San Diego State is 6-2 this season and 24-10 in his career when McDaniels connects on at least 40 percent or better from the field.

■ The Aztecs are 14-4 when McDaniels scores at least 14 points and shoots at least 40 percent from the field.

Below is a look at a few of his accomplishments last season:

■ For starters, McDaniels averaged 10.5 points, 7.5 rebounds and shot 58.6 percent from the field and 78.8 percent from the line last season. He led the team in rebounding as a freshman last season.

■ McDaniels was one of just four freshman in the nation to average 10.5 points, 7.5 rebounds and connect on at least 58 percent from the field. Other than McDaniels, Iowa State's Cameron Lard is the only other 2017-18 freshman who returned for his sophomore

campaign.

- He is the only San Diego State player, regardless of class, to post those numbers over an entire season in at least 22 seasons.
- For comparison sake, SDSU great Kawhi Leonard averaged 12.7 points and 9.9 rebounds as a freshman in 2009-10. However, McDaniels had an edge in field-goal percentage as Leonard connected on 45.5 percent from the field and 72.6 percent from the line.

HEMSLEY CLIMBING CHARTS IN 4TH SEASON

- In his senior season, Jeremy Hemsley is in rare company. A native of Rancho Cucamonga, Calif., Hemsley will spend this season climbing the Aztecs career statistical charts in many categories.
- Here are a few of the categories to keep an eye on:
- First off, Hemsley is a member of the 1,000-point, 200 rebound, 200 assist club. In school history, there have been 33 players to score 1,000 points at San Diego State and 24 to record 200 rebounds, but in the Brian Dutcher/Steve Fisher era only nine players have reached the 1,000-200-200 club. The players to accomplish that since 1999-2000 are (listed chronologically): Tony Bland, Brandon Heath, Lorenzo Wade, D.J. Gay, Chase Tapley, Xavier Thames, Winston Shepard, Trey Kell and Hemsley.
- Hemsley has 1,218 points. That ranks 16th on the school's all-time list.
- Hemsley has 229 assists. That ranks 21st on the school's all-time list.
- Hemsley has 134 three-point field goals. That ranks 9th in school history.
- Hemsley has played 3,027 minutes. That ranks 15th on the school's all-time list.
- Hemsley has 246 made free throws. That is tied for 19th on the school's all-time list.

TOUGH AT HOME

- San Diego State has advanced to the NCAA tournament seven of the last nine seasons and has a NIT national semifinalist appearance as well during that span. One reason for the success is that the Aztecs have been a very tough out at Viejas Arena.
- Since the start of the 2009-10 campaign, San Diego State has the 10th-highest winning percentage in the country, amassing a 135-19 home record, winning 87.7 percent of its home games during that span.

Here are a few tidbits on the recent home success.

- In its last 157 home games, San Diego State has compiled a 138-19 mark, including a 69-9 record against non-conference competition at Viejas.
- Since the start of the 2012-13 campaign, the Aztecs are 90-15 at home, including a 44-8 record in non-conference home contests during that stretch (42-6 against non-top 25 non-conference foes).
- The Aztecs are 36-7 in their last 43 non-conference home games.

LAST TIME OUT

San Diego State 65, CSUN 60

Jan. 1, 2019 ♦ San Diego, Calif. ♦ Viejas Arena ♦ Att.: 9,971

SAN DIEGO - San Diego State overcame a 19-point second half deficit to defeat CSUN, 65-60, at Viejas Arena.

The Aztecs overcame their second 19-point deficit to win for the second time this season. Against the Matadors, the Aztecs trailed 46-27 with 15:12 to play but closed the game on a 38-14 run to win their fourth straight game in the series.

Sophomore forward Jalen McDaniels led the way for the Aztecs, recording his second double-double of the season with team-highs 20 points and 13 rebounds. Senior guard Devin Watson added 14 points (12 in the second half) and six assists, while senior guard Jeremy Hemsley tallied 13 points (10 in the second half).

For the second consecutive game, San Diego State struggled to score in the first half. The Aztecs connected on just 9-of-32 shots in the first half (28.1 percent) and 2-of-15 from three-point range (13.3 percent) prior to intermission. That helped enable CSUN to close the half on a 12-4 run in the final 4:29 of the first half and open a 32-21 halftime advantage.

Entering the game, SDSU had overcome a double-digit halftime deficit to win on three occasions in the last 23 seasons.

The deficit grew to 19 points in the opening minutes of the second half and the Aztecs trailed by 15 with 11:17 to play. SDSU got the deficit to eight points with a 7-0 run, on the strength of a bucket by McDaniels and consecutive field goals by Hemsley (5 points).

CSUN pushed the lead to 10 points but SDSU erased that with a 10-0 run. This time Watson (two treys) and Matt Mitchell (4 points) keyed the run.

CSUN led for the final time, 60-58, with 2:12 to play but SDSU took the lead for good by scoring on consecutive possessions, first on a Hemsley three (1:57) than a driving layup by Watson (1:02) put SDSU up for good.

The 19-point second-half deficit marked the second largest ever overcome by San Diego State in recorded history (since 1996-97).

NOTING THE CSUN GAME

- San Diego State rallied from a 19-point deficit to win (46-27 with 15:10 remaining). Since the 1996-97 season, today's game was SDSU's third-largest comeback victory and second-largest comeback win in the second half.
- SDSU became just the sixth team in Division I this season to rally from a 19-point second-half deficit to win.
- Down by 19 points at 46-27 with 15:12 remaining, the Aztecs outscored the Matadors, 38-14, the rest of the way.
- The Aztecs recorded their fifth comeback win when trailing by at least 10 points at halftime since at least 1996-97 (SDSU trailed, 32-21 at the half). The others: March 8, 2017 at UNLV (trailed, 32-14; won, 62-52 in OT), Jan. 16, 2008 vs. Utah (trailed, 30-20; won, 64-56 in OT), March 19, 2003 vs. UC Santa Barbara (trailed, 32-22; won, 67-62 in OT) and Dec. 22, 1999 vs. UC Santa Barbara (trailed, 29-19; won, 60-57).
- Brian Dutcher wins his 30th game in his 46th game as head coach (30-16). That is the quickest any SDSU coach has recorded their 30th win in the Division I era and fastest since C. E. Peterson opened the program 30-13 in the 1921-22 and 1922-23 seasons. Peterson's 30th victory came over Riverside JC and none of his first 30 wins came against a program that currently plays at the Division I level.
- San Diego State is 19-4 at home in the Brian Dutcher era with wins in 12 of its last 14 contests.
- The Aztecs are 17-6 in their last 23 games dating back to last season.
- San Diego State has responded from its last 10 home losses with a victory.

LEADERS OF THE MOUNTAIN WEST

MOST MOUNTAIN WEST CHAMPIONSHIPS (current members only)

Rk.	Team	MW Titles
1.	San Diego State	11
2.	New Mexico	8
3.	Nevada	3
	UNLV	3
	Wyoming	3
6.	Air Force	1
	Boise State	1
	Colorado State	1
	Fresno State	1

MOST MOUNTAIN WEST CHAMPIONSHIPS WON BY A HEAD COACH IN LEAGUE HISTORY

Rk.	Team	MW Titles
1.	Steve Fisher, San Diego State	10
2.	Steve Alford, New Mexico	6
3.	Dave Rose, Brigham Young	4
4.	Steve Cleveland, Brigham Young	3
	Eric Musselman, Nevada	3
6.	four tied with	2

SDSU BROADCAST ROSTER

San Diego State at Boise State | Taco Bell Arena | Boise, Idaho | Jan. 5, 2019



**# 0
DEVIN WATSON**

Guard
6-1, 183, Senior-1L
Oceanside, Calif.
Univ. of San Francisco

PPG: 15.3 RPG: 2.8 APG: 5.4
FG%: 42.3 3FG: 40.2 FT%: 73.1



**# 2
ADAM SEIKO**

Guard
6-3, 195, Freshman-RS
Boston, Mass.
Sierra Canyon High (Calif.)

PPG: 3.3 RPG: 1.1 APG: 0.6
FG%: 47.4 3FG: 50.0 FT%: 83.3



**# 3
AGUEK AROP**

Forward
6-6, 220, Freshman-HS
Omaha, Neb.
Omaha South High

PPG: 2.7 RPG: 2.8 APG: 0.6
FG%: 39.3 3FG: 1/6 FT%: 7/8



**# 4
MICHAEL SOHIKISH**

Guard
5-9, 160, Senior-SQ
San Diego, Calif.
University City High

PPG: 0.3 RPG: 0.2 APG: 0.5
FG%: 0/2 3FG: 0/1 FT%: 2/2



**# 5
JALEN MCDANIELS**

Forward
6-10, 195, Sophomore-1L
Federal Way, Wash.
Federal Way High

PPG: 14.3 RPG: 7.0 APG: 2.8
FG%: 44.7 3FG: 31.0 FT%: 69.8



**# 11
MATT MITCHELL**

Forward
6-6, 230, Sophomore-1L
Riverside, Calif.
Roosevelt High

PPG: 13.3 RPG: 3.6 APG: 1.9
FG%: 47.7 3FG: 34.7 FT%: 71.7



**# 20
JORDAN SCHAKEL**

Guard
6-6, 200, Sophomore-1L
Torrance, Calif.
Bishop Montgomery High

PPG: 9.3 RPG: 4.6 APG: 1.3
FG%: 49.2 3FG: 51.1 FT%: 92.0



**# 23
ED CHANG**

Forward
6-8, 215, Freshman-HS
Papillion, Neb.
Garfield High (Wash.)

PPG: 1.5 RPG: 0.8 APG: 0.3
FG%: 3/8 3FG: 3/7 FT%: 0/0



**# 24
NOLAN NARAIN**

Forward
6-10, 230, Junior-2L
Hamilton, Ontario, Canada
La Lumiere School (Ind.)

PPG: 3.7 RPG: 2.8 APG: 0.6
FG%: 68.0 3FG: 2/3 FT%: 50.0



**# 31
NATHAN MENSAH**

Forward
6-10, 225, Freshman-HS
Labadi, Accra, Ghana
Findlay Prep (Nev.)

PPG: 4.9 RPG: 5.1 APG: 0.5
FG%: 57.9 3FG: 0/0 FT%: 64.5



**# 35
JOEL MENSAH**

Forward
6-10, 215, Freshman-HS
Korle Gonno, Accra, Ghana
JSerra Catholic High (Calif.)


PPG: 1.4 RPG: 1.0 APG: 0.0
FG%: 3/17 3FG: 0/0 FT%: 4/7



**# 42
JEREMY HEMSLEY**

Guard
6-3, 195, Senior-3L
Rancho Cucamonga, Calif.
Damien High

PPG: 10.1 RPG: 2.9 APG: 2.2
FG%: 42.9 3FG: 41.7 FT%: 68.4




**HEAD COACH
BRIAN DUTCHER**

- 2nd season as head coach
- 20th year at SDSU
- 1989 NCAA champion
- 3 NCAA title game appearances
- 17 NCAA tournament appearances
- 11-time Mountain West champion



**ASSISTANT COACH
ROD PALMER**



**ASSISTANT COACH
DAVE VELASQUEZ**



**ASSISTANT COACH
JAY MORRIS**



**ASST. TO HEAD COACH
MARK FISHER**

INSIDE THE SERIES

All-Time Series History	
Overall	SDSU, 11-6
At San Diego, Calif.	SDSU, 5-2
At Viejas Arena	SDSU, 4-2
At Boise, Idaho	Boise, 4-3
At Taco Bell Arena	Boise, 4-3
At Neutral Sites	SDSU, 3-0
Pre-MW	SDSU, 1-0
MW	SDSU, 10-6
MW Tournament	SDSU, 3-0

Streaks

Current	SDSU, 1
Longest SDSU Streak	5
Longest BSU Streak	2
Current Streak At SDSU	SDSU, 1
Current Streak At BSU	Boise, 2
Current MW Tourney	SDSU, 3

Coaching Records

Brian Dutcher vs. Boise State	1-1
Leon Rice vs. SDSU	6-10

San Diego State

Most Points	80 (80-83), Jan. 13, 2018
Most Points At SDSU	78 (78-68), Dec. 16, 1976
Most Points At BSU	80 (80-83), Jan. 13, 2018
Most Points in MW Tourney	87 (87-68), March 9, 2017
Largest Margin of Victory	19 (87-68), March 9, 2017
Largest Margin At SDSU	10 (78-68), Dec. 16, 1976
Largest Margin At BSU	13 (66-53), Feb. 29, 2012
Largest Margin in MW Tourney	19 (87-68), March 9, 2017

Boise State

Most Points	83 (83-80), Jan. 13, 2018
Most Points At SDSU	68 (68-78), Dec. 16, 1976
Most Points At BSU	83 (83-80), Jan. 13, 2018
Most Points in MW Tourney	67 (67-73), March 13, 2013
Largest Margin of Victory	15 (61-46), Feb. 8, 2015
Largest Margin At SDSU	10 (56-46) Feb. 28, 2015
Largest Margin At BSU	15 (61-46), Feb. 8, 2015
Largest Margin in MW Tourney	NA

SDSU vs. BOISE STATE

ALL-TIME SERIES HISTORY AND RESULTS



San Diego State leads, 11-6

Date	Winner	Site	SD	BS
12.16.76	SDSU	PG-H	78	68
2.1.12	SDSU ¹⁷	Viejas-H	58	56
2.29.12	SDSU ²¹	A	66	53
3.8.12	SDSU ¹⁸	MW-N	65	62
2.6.13	SDSU	Viejas-H	63	62
3.9.13	Boise State	A	65	69
3.13.13	SDSU	MW-N	73	67
1.8.14	SDSU ¹³	Viejas-H	69	66
2.5.14	SDSU ⁵	A	67	65
2.8.15	Boise State	A	46	61
2.28.15	Boise State ²⁴	Viejas-H	46	56
1.16.16	SDSU	A	56	53
2.27.16	Boise State	Viejas-H	63	66
1.7.17	Boise State	A	66	78
M.9.17	SDSU	MW-N	87	68
J.13.18	Boise State	A	80	83
F.27.18	SDSU	Viejas-H	72	64

Opponent national ranking to the left of winning team name. SDSU national ranking to the right of winning team name.

SAN DIEGO STATE VS. BOISE STATE CAREER STATISTICS

SDSU	G-GS	FG-A	3FG-A	FT-A	REB	AVG.	A	TO	BS	ST	PTS	AVG	HI
Jeremy Hemsley	6-3	12-34	4-18	7-17	8	1.3	6	14	0	4	35	5.8	11
Devin Watson	2-2	9-21	5-10	9-11	7	3.5	12	3	0	1	32	16.0	19
Jalen McDaniels	2-2	12-16	0-1	7-10	15	7.5	1	2	1	2	31	15.5	16
Matt Mitchell	2-2	10-20	0-8	4-5	7	3.5	3	0	0	4	24	12.0	13
Nolan Narain	1-0	2-4	0-0	4-4	1	1.0	0	0	0	0	8	8.0	8
Jordan Schakel	2-0	2-5	2-4	0-0	0	0.0	0	0	0	0	6	3.0	6

SDSU VS. BOISE STATE: MOUNTAIN WEST ERA

Team	Site/Date	FG-FGA	Pct	3P-3PA	Pct	FT-FTA	Pct	Off-Def	Tot	PF	AT	TO	BS	ST	1st-2nd	Pts
Team at (17/17) SDSU	H	15-48	.313	3-19	.158	25-29	.862	11-23	34	21	6	15	2	5	25-33	58
Boise State	2/1/12	21-51	.412	7-22	.318	7-16	.438	10-23	33	25	9	19	4	7	33-23	56
(21/23) SDSU	A	22-44	.500	4-13	.308	18-23	.783	5-25	30	19	7	12	0	4	38-28	66
at Boise State	2/29/12	20-49	.408	2-16	.125	11-25	.400	9-19	28	19	6	11	2	4	22-31	53
(18/21) SDSU	N	24-47	.511	9-16	.563	8-13	.615	3-19	22	13	11	11	0	7	30-35	65
vs. Boise State	3/8/12	22-51	.431	8-18	.444	10-12	.833	8-23	31	12	11	13	0	5	32-30	62
at (rv/T-25) SDSU	H	24-52	.462	7-17	.412	8-18	.444	11-22	33	13	11	10	7	6	38-25	63
Boise State	2/6/13	24-60	.400	8-17	.471	6-9	.667	15-20	35	17	11	11	1	3	28-34	62
SDSU	A	22-55	.400	3-16	.188	18-22	.818	7-25	32	17	8	10	0	9	19-46	65
at Boise State	3/9/13	22-55	.400	5-19	.263	20-24	.833	8-27	35	17	10	11	2	6	31-38	69
SDSU	N	21-45	.467	6-17	.353	25-31	.806	5-32	37	21	13	19	4	9	33-40	73
vs. Boise State	3/13/13	22-63	.349	6-19	.316	17-24	.708	12-22	34	25	10	12	0	10	26-41	67
at (13/15) SDSU	H	22-50	.440	4-14	.286	21-32	.656	9-23	32	19	9	8	3	6	34-35	69
Boise State	1/8/14	24-56	.429	4-17	.235	14-20	.700	13-24	37	25	6	12	5	3	26-40	66
(5/5) SDSU	A	24-41	.585	5-8	.625	14-20	.700	7-17	24	14	6	15	5	7	33-34	67
at Boise State	2/5/14	26-51	.510	8-18	.444	5-9	.556	8-11	19	15	10	10	1	9	42-23	65
SDSU	A	20-56	.357	2-19	.105	4-8	.500	16-21	37	17	6	13	3	4	18-28	46
at Boise State	2/8/15	18-44	.409	10-24	.417	15-19	.789	6-22	28	14	9	6	1	7	30-31	61
at (24/22) SDSU	H	18-55	.327	3-14	.214	7-11	.636	9-21	30	15	5	7	6	6	24-22	46
Boise State	2/28/15	18-52	.346	4-14	.286	16-20	.800	12-30	42	13	7	10	3	5	21-35	56
SDSU	A	23-57	.404	3-14	.214	7-11	.636	13-29	42	17	7	15	3	3	25-31	56
at (--/rv) Boise State	1/16/16	17-54	.315	1-17	.059	18-19	.947	9-21	30	15	3	10	3	9	26-27	53
at (rv/rv) SDSU	H	20-45	.444	6-19	.316	17-32	.531	7-22	29	19	12	17	3	10	28-35	63
Boise State	2/27/16	25-53	.472	3-13	.231	13-18	.722	6-25	31	22	12	17	3	6	30-36	66
SDSU	A	21-52	.404	6-18	.333	18-25	.720	12-22	34	23	8	15	4	5	35-31	66
at Boise State	1/7/17	26-58	.448	10-28	.357	16-23	.696	15-23	38	19	15	11	3	2	39-39	78
SDSU	N	29-53	.547	9-14	.643	20-33	.606	13-24	37	15	15	10	9	3	42-45	87
vs. Boise State	3/9/17	23-51	.451	9-20	.450	13-16	.813	5-18	23	26	10	12	2	3	37-31	68
SDSU	A	31-65	.477	8-23	.348	10-12	.833	11-17	28	17	15	8	2	5	34-46	80
at Boise State	1/13/18	28-51	.549	14-28	.500	13-16	.813	9-21	30	13	11	15	1	4	40-43	83
at SDSU	H	24-53	.453	1-16	.063	23-29	.793	7-24	31	20	14	8	0	10	38-34	72
(rv/--) Boise State	2/27/18	19-48	.396	8-27	.296	18-25	.720	8-26	34	26	11	17	0	4	37-27	64

2018-19 SAN DIEGO STATE ALPHABETICAL ROSTER

No.	Name	Pos.	Ht.	Wt.	Yr.	Exp.	Most Recent Div. I Season			Hometown (High School/Previous School)
							PPG	RPG	APG	
3	Aguek Arop	F	6-6	220	Fr.	HS	--	--	--	Omaha, Neb. (Omaha South High)
23	Ed Chang	F	6-8	215	Fr.	HS	--	--	--	Papillion, Neb. (Garfield High (Wash.))
13	Caleb Giordano	G	6-3	190	So.	JC	--	--	--	La Mesa, Calif. (Great Oak High/San Diego Miramar College)
42	Jeremy Hemsley	G	6-3	195	Sr.	3L	7.3	1.7	2.1	Rancho Cucamonga, Calif. (Damien High)
5	Jalen McDaniels	F	6-10	195	So.	1L	10.5	7.5	0.9	Federal Way, Wash. (Federal Way High)
35	Joel Mensah	F	6-10	215	Fr.	HS	--	--	--	Accra, Ghana (JSerra Catholic High (Calif.))
31	Nathan Mensah	F	6-10	225	Fr.	HS	--	--	--	Accra, Ghana (Findlay Prep (Nev.))
11	Matt Mitchell	F	6-6	240	So.	1L	10.5	4.0	1.7	Riverside, Calif. (Roosevelt High)
24	Nolan Narain	F	6-10	225	Jr.	2L	4.7	2.0	0.3	Hamilton, Ontario, Canada (La Lumiere School (Ind.))
20	Jordan Schakel	G	6-6	200	So.	1L	3.2	2.1	0.6	Torrance, Calif. (Bishop Montgomery High)
2	Adam Seiko	G	6-3	195	Fr.	RS	--	--	--	Boston, Mass. (Sierra Canyon High (Calif.))
4	Michael Sohikish	G	5-9	160	Sr.	SQ	0.7	0.2	0.2	San Diego, Calif. (University City High)
0	Devin Watson	G	6-1	183	Sr.	1L	12.2	2.6	3.8	Oceanside, Calif. (El Camino High/San Francisco)

2018-19 SAN DIEGO STATE NUMERICAL ROSTER

No.	Name	Pos.	Ht.	Wt.	Yr.	Exp.	Most Recent Div. I Season			Hometown (High School/Previous School)
							PPG	RPG	APG	
0	Devin Watson	G	6-1	183	Sr.	1L	12.2	2.6	3.8	Oceanside, Calif. (El Camino High/San Francisco)
2	Adam Seiko	G	6-3	195	Fr.	RS	--	--	--	Boston, Mass. (Sierra Canyon High (Calif.))
3	Aguek Arop	F	6-6	220	Fr.	HS	--	--	--	Omaha, Neb. (Omaha South High)
4	Michael Sohikish	G	5-9	160	Sr.	SQ	0.7	0.2	0.2	San Diego, Calif. (University City High)
5	Jalen McDaniels	F	6-10	195	So.	1L	10.5	7.5	0.9	Federal Way, Wash. (Federal Way High)
11	Matt Mitchell	F	6-6	240	So.	1L	10.5	4.0	1.7	Riverside, Calif. (Roosevelt High)
13	Caleb Giordano	G	6-3	190	So.	JC	--	--	--	La Mesa, Calif. (Great Oak High/San Diego Miramar College)
20	Jordan Schakel	G	6-6	200	So.	1L	3.2	2.1	0.6	Torrance, Calif. (Bishop Montgomery High)
23	Ed Chang	F	6-8	215	Fr.	HS	--	--	--	Papillion, Neb. (Garfield High (Wash.))
24	Nolan Narain	F	6-10	225	Jr.	2L	4.7	2.0	0.3	Hamilton, Ontario, Canada (La Lumiere School (Ind.))
31	Nathan Mensah	F	6-10	225	Fr.	HS	--	--	--	Accra, Ghana (Findlay Prep (Nev.))
35	Joel Mensah	F	6-10	215	Fr.	HS	--	--	--	Accra, Ghana (JSerra Catholic High (Calif.))
42	Jeremy Hemsley	G	6-3	195	Sr.	3L	7.3	1.7	2.1	Rancho Cucamonga, Calif. (Damien High)

Head Coach:

Brian Dutcher (Minnesota, 1982), Second Season (20th Season Overall at SDSU)

Assistant Coaches:

Rod Palmer (UC Irvine, 1990), First Season

David Velasquez (San Diego State, 2007), Sixth Season (17th Season Overall at SDSU)

Jay Morris (Cal State Dominguez Hills, 2010), First Season

Assistant to the Head Coach:

Mark Fisher (Michigan, 2001), Sixth Season (17th Season Overall at SDSU)

Assistant A.D.-Director of Operations:

Matt Soria (San Diego State, 2002), 12th Season (19th Season Overall at SDSU)

Director of Player Development:

JD Pollock (Kennesaw State, 2009), Second Season

ELIGIBLE IN 2019-20

No.	Name	Pos.	Ht.	Wt.	Yr.	Exp.	Most Recent Div. I Season			Hometown (High School/Previous School)
							PPG	RPG	APG	
22	Malachi Flynn	G	6-2	180	Jr.	TR	15.8	3.4	4.3	Tacoma, Wash. (Bellarmine Prep/Washington State)

PRONUNCIATIONS

Aguek Arop

uh-GWUK uh-rope

Jordan Schakel

Jordan SHACK-kull

Malachi Flynn

MAL-uh-ky Flynn

Adam Seiko

Adam SAY-ko

Michael Sohikish

Michael so-HE-kish



BRIAN DUTCHER

Head Coach • 30-16 record as head coach at San Diego State and overall

2nd Season • 20th Season Overall at SDSU • Minnesota, 1982

Brian Dutcher, a long-time San Diego State men's basketball assistant coach, is entering his second season as head coach after a first year in which he led the Aztecs to their Mountain West-high 11th conference title and back to the NCAA tournament for the first time since 2015. Dutcher, who took over the helm of the program following Steve Fisher's retirement announcement on April 11, 2017, was on The Mesa for all of Fisher's 18 seasons. He held the title of associate head coach/head coach in waiting for six years and is the program's 15th head coach.

Over the course of his time at San Diego State, Dutcher helped the Aztecs reach the postseason 14 times, including nine trips to the NCAA tournament, win a conference-best 11 Mountain West titles and record 13 seasons of at least 20 victories.

Since 2008-09, Dutcher and SDSU twice advanced to the NCAA Sweet 16 (2011, 2014) and NIT semifinal round (2009, 2016), won at least 25 games seven times and captured eight MW championships (five regular season, three tournament).

Dutcher arrived at SDSU shortly after Fisher was hired on March 26, 1999. In his first year in "America's Finest City," the Aztecs won only five games, but improved upon their win total from the season before. After that, San Diego State posted a 14-14 record in 2000-01, before winning the 2002 MW Championship, earning an NCAA tournament bid and finishing with a 21-12 record. The 2002-03 campaign saw SDSU receive an NIT invitation, which culminated in the program's first Division I postseason victory.

After helping attract the first McDonald's All-American to the 2002-03 squad, Dutcher assisted in securing the signatures of future starters and all-league performers Brandon Heath and Marcus Slaughter. The duo started their first two seasons on The Mesa, leading to the 2005-06 season that produced the school's first Mountain West regular-season and tournament title sweep.

The Aztecs advanced to the NCAA tournament and ultimately won a then-school-record 24 games. That appearance led to a string of 10 consecutive postseason berths.

From the 2006-07 campaign through 2008-09, San Diego State registered 20 or more wins and went to three straight NITs. In 2009, the Aztecs advanced to the NIT semifinals and broke the previous school record with 26 victories.

The run to the NIT semifinals was a springboard to the most successful run in SDSU basketball history. Led by future NBA first-round draft pick and NBA champion Kawhi Leonard, the 2009-10 Aztecs won the MW Championship, advanced to the NCAA tournament and fell four points shy of moving on to the second round before finishing with a 25-9 record.

The NCAA experience from the 2009-10 squad proved fruitful in 2010-11 when it returned all five starters, including Leonard, and a freshman named Jamaal Franklin, who would turn out to be a future MW Player of the Year and NBA draft selection. With Dutcher on staff, SDSU won its first 20 games of the year, shared the MW regular-season title and captured the MW tournament crown. The Aztecs moved on to the NCAA tournament as a No. 2 seed and won the program's first Division I NCAA tournament game. San Diego State, which was ranked as high as No. 4 and received first-place votes at one point in the season, advanced to the Sweet 16 and fell to the eventual national champion, finishing with a school-record 34 wins, a mark that still stands today. The Aztecs' also found themselves in the final top-25 polls, ranking sixth in the AP and 11th in the USA Today Coaches Poll.

Five months after SDSU's record-setting 2010-11 campaign, the University elevated Dutcher from associate head coach to associate head coach/head coach in waiting.

In his first season with his new title, Dutcher and the Aztecs advanced to the 2011-12 NCAA tournament as an at-large team and recorded 26 wins. The next season, SDSU was again an at-large selection to the 2013 NCAA tournament, moved on to the round of 32 for the second time in three years and finished with 23 victories.

Another NCAA Sweet 16 run was in the cards in Dutcher's third season as the head coach in waiting. The Aztecs opened the season by winning 21 of their first 22 games, including 20 in a row at one point, and were led by seniors Xavier Thames, who would become an NBA draft pick, and Josh Davis. SDSU won the program's second outright Mountain West regular-season title and later swept through two games in Spokane, Washington, to secure its second Sweet 16 appearance in four seasons. San Diego State compiled 31 wins and finished the season ranked 13th in the AP and 12th in the Coaches after rising to as high as fifth nationally in both polls.

The 2014-15 campaign saw the Aztecs spend their fifth straight season in the top 25. In the process of winning 27 games, San Diego State grabbed its second straight MW regular-season crown and earned an at-large invitation to the NCAA tournament where they defeated St. John's in the round of 64. One season later, the Aztecs found themselves in the NIT after winning the MW by three games with a 16-2 record. Nevertheless, San Diego State won three games and qualified for the NIT national semifinals, eventually logging 28 victories.

Last season, SDSU won six consecutive games to end the regular season and all three in the MW tournament to capture the program's 11th league crown to return to the NCAA tournament. Despite the NCAA first-round exit, SDSU finished the campaign with a 22-11 record, with the 22 wins representing the most by a first-year Aztec men's basketball head coach and the second-most among first-year coaches last season.

Before Dutcher arrived at San Diego State, he served as assistant coach and later associate head coach at Michigan under Fisher. He spent 10 seasons on the Wolverine staff, establishing himself as one of the nation's top assistant coaches. His first year in Ann Arbor was 1989 and resulted in a national title for Michigan as he assisted then-interim head coach Fisher on the bench.

The Bloomington, Minn., native led UM's recruiting efforts in 1990-91 when the Wolverines inked Juwan Howard, Ray Jackson, Jimmy King, Jalen Rose and Chris Webber. The "Fab Five" is considered perhaps the best recruiting class in NCAA history. Dutcher helped lead that group to nearly 100 wins, two berths in the NCAA championship game and a regional final over a four-year period. He was also on the Michigan staff for an NIT championship (1997).

Dutcher's recruiting prowess, however, was demonstrated by more than just the "Fab Five" haul. Michigan had the nation's top-ranked recruiting class in 1993-94 and in 1994-95, with a group that included Maurice Taylor and Jerod Ward. The accomplishment marked the first time that a university had the nation's top class in consecutive years, according to recruiting analyst Bob Gibbons.

Dutcher was born Oct. 30, 1959, in Alpena, Mich. He attended Jefferson High School in Bloomington, Minn., and went on to earn a bachelor's degree in physical education from Minnesota in 1982. While an undergraduate, he worked for his father, then-Gopher head coach Jim Dutcher. He then spent one season in the prep ranks at Apple Valley (Minn.) High School before becoming a graduate assistant at Illinois, where he earned his master's degree in physical education and athletic administration.

While in Champaign, Dutcher helped Lou Henson lead the Illini to a Big Ten championship, two appearances in the Sweet 16 and one regional final.

Dutcher's first full-time coaching job came at South Dakota State, where he spent three seasons helping turn around the Division II program before departing in 1988 for Michigan.

His final season in Ann Arbor ended with the Wolverines claiming the first-ever Big Ten Tournament championship.

Brian Dutcher Year-By-Year (Division I Only)

Year	School (Position)	Overall		Conference		Postseason; Championships
		W-L	Pct.	W-L	Pct.	
1988-89	Michigan (AC)	30-7	.811	12-6	.667	NCAA Champions
1989-90	Michigan (AC)	23-8	.742	12-6	.667	NCAA 2nd Round
1990-91	Michigan (AC)	14-15	.483	7-11	.389	NIT 1st Round
1991-92	Michigan (AC)	25-9	.735	11-7	.611	NCAA Runner-Up
1992-93	Michigan (AC)	31-5	.861	15-3	.833	NCAA Runner-Up
1993-94	Michigan (AC)	24-8	.750	13-5	.722	NCAA Regional Finalist
1994-95	Michigan (AC)	17-14	.548	11-7	.611	NCAA 1st Round
1995-96	Michigan (AC)	20-12	.625	10-8	.556	NCAA 1st Round
1996-97	Michigan (AC)	24-11	.686	9-9	.500	NIT Champions
1997-98	Michigan (AC)	25-9	.735	11-5	.688	NCAA 2nd Round; Big 10 Tournament
10 Seasons at UM		233-98	.704	111-67	.624	8 NCAAAs, 10 Postseason Appearances

Year	School (Position)	Overall		Conference		Postseason; Championships
		W-L	Pct.	W-L	Pct.	
1999-00	SDSU (Asst. HC)	5-23	.179	0-14	.000	
2000-01	SDSU (Asst. HC)	14-14	.500	4-10	.286	
2001-02	SDSU (Asst. HC)	21-12	.636	7-7	.500	NCAA 1st round; MW Tournament
2002-03	SDSU (Asst. HC)	16-14	.533	6-8	.429	NIT second round
2003-04	SDSU (Asst. HC)	14-16	.467	5-9	.357	
2004-05	SDSU (Asst. HC)	11-18	.379	4-10	.286	
2005-06	SDSU (Asst. HC)	24-9	.727	13-3	.813	NCAA 1st Round; MW RS, Tournament
2006-07	SDSU (Asst. HC)	22-11	.667	10-6	.625	NIT 2nd Round
2007-08	SDSU (Asst. HC)	20-13	.606	9-7	.563	NIT 1st Round
2008-09	SDSU (Asst. HC)	26-10	.722	11-5	.688	NIT Semifinals
2009-10	SDSU (Asst. HC)	25-9	.735	11-5	.688	NCAA 1st Round; MW Tournament
2010-11	SDSU (Asst. HC)	34-3	.919	14-2	.875	NCAA Sweet 16; MW RS, Tournament
2011-12	SDSU (HCIW)	26-8	.765	10-4	.714	NCAA 2nd Round; MW RS
2012-13	SDSU (HCIW)	23-11	.676	9-7	.563	NCAA 3rd Round
2013-14	SDSU (HCIW)	31-5	.861	16-2	.889	NCAA Sweet 16; MW RS
2014-15	SDSU (HCIW)	27-9	.750	14-4	.778	NCAA 3rd Round; MW Co-RS
2015-16	SDSU (HCIW)	28-10	.737	16-2	.889	NIT Semifinals; MW RS
2016-17	SDSU (HCIW)	19-14	.576	9-9	.500	
2017-18	SDSU (HC)	22-11	.667	11-7	.611	NCAA; MW Tournament
2018-19	SDSU (HC)	8-5	.615	0-0	.000	
19 Seasons at SDSU		416-225	.649	179-121	.597	9 NCAAAs, 14 Postseason Appearances

29-Season Career Totals	Overall		Conference		Postseason
	W-L	Pct.	W-L	Pct.	
	649-323	.668	290-188	.607	17 NCAAAs, 24 Postseason Appearances

SEASON / CAREER HIGHS

Points

Season 23 vs. Brigham Young (12-22-18)
23 at Illinois State (12-1-18)
Career 33 vs. Pepperdine (3-5-16)
33 vs. Gonzaga (1-2-16)

Rebounds

Season 4 vs. Brigham Young (12-22-18)
4 vs. (1/1) Duke (11-19-18)
4 vs. Arkansas-Pine Bluff (11-6-18)
Career 8 vs. Coppin State (12-18-15)

Assists

Season 8 vs. Brigham Young (12-22-18)
8 vs. CS Dominguez Hills (12-12-18)
8 vs. Texas Southern (11-14-18)
Career 9 at Arizona State (11-14-17)

Field Goals

Season 9 vs. San Diego (12-5-18)
Career 12 vs. Gonzaga (1-2-16)

Field Goals Attempted

Season 15 vs. CSUN (1-1-19)
Career 26 vs. Gonzaga (1-2-16)

Three-Point Field Goals

Season 6 vs. Arkansas-Pine Bluff (11-6-18)
Career 6 vs. Arkansas-Pine Bluff (11-6-18)

Three-Point FG Attempted

Season 11 vs. Xavier (11-20-18)
Career 12 vs. Gonzaga (1-2-16)

Free Throws

Season 12 vs. Brigham Young (12-22-18)
Career 14 vs. UC Riverside (11-21-15)

Free Throws Attempted

Season 16 vs. Brigham Young (12-22-18)
Career 17 at Pacific (2-25-16)

Steals

Season 3 vs. Brigham Young (12-22-18)
Career 6 at Florida Gulf Coast (11-25-14)

Blocked Shots

Season
Career

Minutes Played

Season 40 vs. San Diego (12-5-18)
42 vs. Santa Clara (2-6-16)
42 vs. Gonzaga (1-2-16)



0 • DEVIN WATSON

GUARD • 6-1 • 183 • SENIOR - 1L
OCEANSIDE, CALIF. (SAN FRANCISCO)

Big Notes

- 1 of 6 players in the nation to average at least 15.0 points, 5.0 assists and 2.5 three-point field goals per game (through Jan. 1).
- Has scored or assisted on 40.1 percent over SDSU's field goals this year (63 field goals/70 assists: 133 of 332 field goals).
- Has five 20-point games on the season (SDSU has played 13 games total) and six games with at least seven assists.

NCAA Rankings (through Jan. 1)

- 48th in assists per game (5.4), 50th in assists (70), 92nd in minutes per game (34:14), 94th in three-point field goal percentage (.402)

Mountain West Rankings (through Jan. 1)

- 2nd in assists per game (5.4), 2nd in assists (70), 4th in three-point field goals (35), 4th in three-point field goal attempts (87), 4th in minutes played (445:08), 5th in three-point field goals per game (2.7), 5th in three-point field goal percentage (.402), 5th in assist-to-turnover ratio (2.1), 5th in minutes per game (34:14)

Quick Hits

- In his last 34 games, he has made 73-of-170 three-point attempts (42.9 percent).
- Reached double figures in 28 of the last 36 games (13.0 ppg; 469 points).
- In his last 36 games, he has 156 assists and 73 turnovers (2.1 ast./TO ratio).
- Averaging 4.6 assists in his last 20 games (92 assists, 41 turnovers).
- In 18 away/neutral games last season, he averaged 13.4 points (241 points).
- Has reached double figures in scoring in 26 of his last 32 road/neutral games.
- Has eight games of at least 25 points in his career.
- Has multiple assists in 48 of his last 55 games.

Season Highlights

- Has scored in double figures in 11 of the team's 13 games (SDSU is 8-3 in those games), including five games with at least 20 points (4-1).
- Has three or more assists in 12 of the team's 13 games (8-4).
- Posted a team-high 20 points on 7-of-12 shooting in the opener against Arkansas-Pine Bluff... Made a career-high six three-pointers, going 6-for-10 from three-point range... Scored or assisted on 41.7 percentage of SDSU's field goals (10 of 24).
- Had 14 points and eight assists against Texas Southern.
- Averaged 14.7 points and 3.7 assists at the Maui Jim Maui Invitational... At the Maui led the team in minutes played (104, 34.7), three-pointers (9), assists (11, 3.7) and steals (3, 1.0), while ranking second in points (44, 14.7)... Had a team-high 15 points (5-8 FG, 3-6 3FG) against No. 1/1 Duke in the opener... Recorded 21 points and a game-high seven assists, playing a season-high 39 minutes in the win vs. Xavier. Scored or assisted on 46.2 percent of SDSU's field goals (12 of 26).
- Scored a season and game-high 23 points with seven assists at Illinois State... Scored or assisted on 51.9 percent of SDSU's field goals (14 of 27).
- Had a game-high 22 points vs. San Diego, playing all 40 minutes for his second career time as an Aztec (other time was Nov. 30, 2017 at San Diego)... Scored or assisted on a remarkable 66.7 percent SDSU's field goals (12 of 18).
- Finished with 13 points and seven assists at California... Scored or assisted on 41.4 percent of SDSU's field goals (12 of 29).
- Had 12 points and eight assists in just 25 minutes against Cal State Dominguez Hills.
- Had a big game against Brigham Young with 23 points, eight assists, four rebounds and three steals... Recorded his fifth 20-point game of the season (SDSU is 4-1 in those games)... Was 12-for-16 from the free-throw line, setting season high in both marks.

2018-19 GAME-BY-GAME STATISTICS

Opponent	GS	FG	3FG	FT	O-D-R	PF	TP	A	TO	B	S	MP
Arkansas-Pine Bluff	*	7-12	6-10	0-0	0-4-4	1	20	3	3	0	1	38
Texas Southern	*	5-12	1-4	3-4	0-2-2	1	14	8	3	0	0	32
vs. (1/1) Duke	*	5-8	3-6	202	1-3-4	3	15	3	3	0	2	34
vs. Xavier	*	5-14	4-11	7-8	1-2-3	1	21	7	3	0	1	39
vs. Iowa State	*	3-11	2-6	0-0	1-1-2	0	8	1	2	0	0	31
Jackson State	*	4-11	2-7	0-0	0-3-3	1	10	4	2	0	2	33
at Illinois State	*	7-14	3-7	6-9	0-3-3	1	23	7	4	0	0	38
San Diego	*	9-14	3-6	1-2	0-2-2	2	22	3	4	0	0	40
at California	*	5-11	2-5	1-2	1-1-2	3	13	7	3	0	0	36
Cal State Dominguez Hills	*	4-9	4-6	0-0	1-1-2	0	12	8	1	0	1	25
Brigham Young	*	4-11	3-8	12-16	1-3-4	0	23	8	2	0	3	37
Brown	*	1-7	0-4	2-4	0-2-2	2	4	5	2	0	0	30
CSUN	*	4-15	2-7	4-5	1-2-3	1	14	6	1	0	1	32
at Boise State												
Wyoming												
at Air Force												
New Mexico												
at Fresno State												
UNLV												
Air Force												
at San Jose State												
at New Mexico												
Utah State												
at Colorado State												
Boise State												
Nevada												
at UNLV												
at Utah State												
San Jose State												
Fresno State												
at Nevada												

MISCELLANEOUS STATS / SAN DIEGO STATE RECORD

Category	2018-19 Season		Career	
	Games	SDSU W/L	Games	SDSU W/L
Double-Figure Scoring	11	8-3	76*	24-10
Double-Figure Assists	0	0-0	0	0-0
Double-Doubles	0	0-0	0	0-0
Led SDSU in Scoring	5	3-2	14	9-5
Led SDSU in Rebounding	0	0-0	0	0-0
Led SDSU in Assists	11	7-4	23	13-10
20+ Point Games	5	4-1	28	7-2
15+ Point Games	6	4-2	42	10-5
5+ Assist Games	8	6-2	41	12-6
Consecutive Games	Current	Long		
Double-Figure Scoring	1	19		
With At Least 1 Assist	55	55		
Played 30 or More Minutes	3	19		

* - 42 double-digit scoring games came while at San Francisco.

▶ WATSON CAREER STATISTICS

Year	G-GS	Min.-Avg.	FG-FGA	Pct.	3P-3PA	Pct.	FT-FTA	Pct.	OR	DR	Reb	Avg.	PF-D	AT	TO	BS	ST	Pts	Avg.
14-15*	31-17	732-23.6	82-214	.383	16-64	.250	81-111	.730	13	39	52	1.7	58-2	78	59	0	31	261	8.4
15-16*	30-30	1,041-34.7	192-459	.418	65-186	.349	159-217	.733	9	65	74	2.5	53-2	146	89	0	27	608	20.3
17-18	33-33	1,031-31.2	130-319	.408	49-126	.389	95-126	.754	17	69	86	2.6	47-0	124	60	0	32	404	12.2
18-19	13-13	445-34.2	63-149	.423	35-87	.402	38-52	.731	7	29	36	2.8	16-0	70	33	0	11	199	15.3
Totals	107-93	3,249-30.4	467-1,141	.409	165-463	.356	373-506	.737	46	202	248	2.3	174-4	418	241	0	101	1,472	13.8

* - San Francisco

CAREER HIGHS

Points

Career 13 vs. CS Dominguez Hills (12-12-18)

Rebounds

Career 5 vs. CS Dominguez Hills (12-12-18)

Assists

Career 2 vs. CS Dominguez Hills (12-12-18)
2 vs. Xavier (11-20-18)

Field Goals

Career 3 vs. CS Dominguez Hills (12-12-18)

Field Goals Attempted

Career 4 vs. CS Dominguez Hills (12-12-18)

Three-Point Field Goals

Career 3 vs. CS Dominguez Hills (12-12-18)

Three-Point FG Attempted

Career 4 vs. CS Dominguez Hills (12-12-18)

Free Throws

Career 4 vs. CS Dominguez Hills (12-12-18)

Free Throws Attempted

Career 4 vs. CS Dominguez Hills (12-12-18)
4 vs. Jackson State (11-27-18)
4 vs. (1/1) Duke (11-19-18)

Steals

Career 3 vs. Jackson State (11-27-18)

Blocked Shots

Career

Minutes Played

Career 23 vs. CS Dominguez Hills (12-12-18)



2 • ADAM SEIKO

GUARD • 6-3 • 195 • FRESHMAN - RS
BOSTON, MASS. (SIERRA CANYON HIGH (CALIF.))

Quick Hits

- Pronounced SAY-ko.
- Made his collegiate debut against Arkansas-Pine Bluff in the opener on Nov. 6, scoring two points in 11 minutes.
- Redshirted last season.
- Rated a three-star player by Rivals at the time of his signing.
- Averaged 10.4 points (.430 3FG), 3.2 rebounds, 2.0 assists and 1.6 steals as a senior, according to MaxPreps.
- Helped SCHS to a 27-3 record (7-0 Gold Coast League), a No. 5 state ranking and a No. 15 national ranking in 2016-17, according to MaxPreps.

Season Highlights

- Is 7-for-14 (.500) from three-point range this season and 2-for-5 (.400) on two-point field goals.
- Has played at least 10 minutes in nine of the 12 games he has played this season.
- Scored his first career collegiate bucket - a runner in the lane - in his first career game against Arkansas-Pine Bluff, playing 11 minutes total off the bench.
- Scored 13 points (4.3 avg.) off the bench in the three games (most points off the bench for SDSU) at the Maui Jim Maui Invitational, going 3-for-5 (.600) from three-point range... Posted eight points (2-2 3PFG, 2-4 FT) against No. 1/1 Duke.
- Recorded three steals against Jackson State after not recording one over his first 58 minutes this season across five games, while adding a career-high three rebounds.
- Had career highs of 13 points, five rebounds and 23 minutes against Cal State Dominguez Hills, connecting on 3 of his 4 of his three-point field goal attempts and all four of his free throws.

2018-19 GAME-BY-GAME STATISTICS

Opponent	GS	FG	3FG	FT	O-D-R	PF	TP	A	TO	B	S	MP
Arkansas-Pine Bluff	1-2	0-1	0-0	0-0-0	0	2	0	0	0	0	0	11
Texas Southern	0-2	0-0	0-0	1-0-1	2	0	1	1	0	0	0	10
vs. (1/1) Duke	2-2	2-2	2-4	0-0-0	1	8	0	0	0	0	0	11
vs. Xavier	0-1	0-1	0-0	1-0-1	0	0	2	0	0	0	0	10
vs. Iowa State	1-2	1-2	2-2	0-0-0	1	5	0	1	0	0	0	16
Jackson State	0-0	0-0	3-4	0-3-3	1	3	1	1	0	3	3	15
at Illinois State	0-0	0-0	0-0	0-0-0	2	0	0	0	0	0	0	4
San Diego	0-2	0-1	0-0	0-0-0	1	0	0	0	0	1	1	11
at California	0-0	0-0	2-2	0-1-1	2	2	0	0	0	0	0	7
Cal State Dominguez Hills	3-4	3-4	4-4	0-5-5	1	13	2	1	0	0	0	23
Brigham Young	0-1	0-1	2-2	0-1-1	0	2	0	0	0	0	0	8
Brown	Did Not Play-CD											
CSUN	2-3	1-2	0-0	0-1-1	0	5	1	0	0	1	1	18
at Boise State												
Wyoming												
at Air Force												
New Mexico												
at Fresno State												
UNLV												
Air Force												
at San Jose State												
at New Mexico												
Utah State												
at Colorado State												
Boise State												
Nevada												
at UNLV												
at Utah State												
San Jose State												
Fresno State												
at Nevada												

MISCELLANEOUS STATS / SAN DIEGO STATE RECORD

Category	2018-19 Season	
	Games	SDSU W/L
Double-Figure Scoring	1	1-0
15-Point Games	0	0-0
Led SDSU in Scoring	0	0-0
Led SDSU in Rebounding	0	0-0
Led SDSU in Assists	0	0-0
Multiple Steals	1	1-0
One Turnover or Less	12	8-4
Consecutive Games	Current	Long
Consecutive Games Played	1	11
Scoring A Point	4	4
One Turnover or Less	12	12

► SEIKO CAREER STATISTICS

Year	G-GS	Min.-Avg.	FG-FGA	Pct.	3P-3PA	Pct.	FT-FTA	Pct.	OR	DR	Reb	Avg.	PF-D	AT	TO	BS	ST	Pts	Avg.
18-19	12-0	144-12.0	9-19	.474	7-14	.500	15-18	.833	2	11	13	1.1	11-0	7	4	0	5	40	3.3

CAREER HIGHS

Points

Career 11 vs. Brown (12-29-18)

Rebounds

Career 5 vs. Brown (12-29-18)

Assists

Career 2 vs. CSUN (1-1-19)
2 vs. Jackson State (11-27-18)

Field Goals

Career 4 vs. CS Dominguez Hills (12-12-18)

Field Goals Attempted

Career 8 vs. Brown (12-29-18)

Three-Point Field Goals

Career 1 vs. Brown (12-29-18)

Three-Point FG Attempted

Career 2 vs. CSUN (1-1-19)

Free Throws

Career 4 vs. Brown (12-29-18)

Free Throws Attempted

Career 4 vs. Brown (12-29-18)
4 at Illinois State (12-1-18)

Steals

Career 1 vs. CSUN (1-1-19)
1 vs. Brown (12-29-18)
1 vs. (1/1) Duke (11-19-18)

Blocked Shots

Career 2 vs. CSUN (1-1-19)

Minutes Played

Career 16 vs. San Diego (12-5-18)



3 • AGUEK AROP

FORWARD • 6-6 • 220 • FRESHMAN - HS
OMAHA, NEB. (OMAHA SOUTH PREP)

Quick Hits

- Pronounced uh-GWUK uh-ROPE.
- Made his collegiate debut in the 2018-19 opener against Arkansas Pine-Bluff.
- Named the 2016 Nebraska Gatorade Player of the Year after leading Omaha South Prep to a Class A state title and 28-1 record.
- In 2016-17, led Nebraska's Class A in points (17.1) and rebounds (9.8).
- Spent 2017-18 at The Skill Factory, a prep school outside of Atlanta, Ga., helping this team to a 44-6 record, averaging 21 points, 12 rebounds and four assists.

Season Highlights

- Has 31 rebounds in just 121 minutes this season (10.2 rebounds per 40 minutes).
- Played nine minutes in the opener against Arkansas Pine-Bluff, his first career collegiate game.
- Had four rebounds and his first two points against Texas Southern before fouling out in 14 minutes.
- Grabbed four rebounds with his first career block and steal vs. No. 1/1 Duke at the Maui Jim Maui Invitational in eight minutes.
- Had four rebounds against Jackson State, while adding a career-high two assists.
- Had seven points and four rebounds in 12 minutes at Illinois State (entered the game with four points in 52 minutes of action on the season).
- Posted eight points in just 11 minutes against Cal State Dominguez Hills, making 4 of his 6 field goal attempts.
- Set a career high with 11 points in just 14 minutes against Brown after entering the game with 19 total points this season in 92 minutes... Also set a career high with five rebounds, while notching his second career steal.
- Had a career-high two blocks, to go along with two assists and a steal in 15 minutes vs. CSUN.

2018-19 GAME-BY-GAME STATISTICS

Opponent	GS	FG	3FG	FT	O-D-R	PF	TP	A	TO	B	S	MP
Arkansas-Pine Bluff	0-0	0-0	0-0	1-1-2	1	0	0	0	0	0	0	9
Texas Southern	1-1	0-0	0-0	1-3-4	5	2	0	3	0	0	0	14
vs. Duke	1-3	0-1	0-0	0-4-4	1	2	0	0	1	1	1	8
vs. Xavier	Did Not Play-CD											
vs. Iowa State	0-1	0-0	0-0	0-1-1	1	0	1	0	0	0	0	8
Jackson State	0-1	0-1	0-0	0-4-4	1	0	2	1	1	0	0	13
at Illinois State	2-4	0-0	3-4	4-0-4	1	7	0	1	0	0	0	12
San Diego	0-2	0-1	0-0	1-1-2	1	0	1	1	0	0	0	16
at California	0-0	0-0	0-0	0-0-0	0	0	0	0	0	0	0	1
Cal State Dominguez Hills	4-6	0-0	0-0	1-2-3	2	8	0	2	0	0	0	11
Brigham Young	Did Not Play											
Brown	3-8	1-1	4-4	3-2-5	2	11	0	1	0	1	0	14
CSUN	0-2	0-2	0-0	1-1-2	2	0	2	1	2	1	1	15
at Boise State												
Wyoming												
at Air Force												
New Mexico												
at Fresno State												
UNLV												
Air Force												
at San Jose State												
at New Mexico												
Utah State												
at Colorado State												
Boise State												
Nevada												
at UNLV												
at Utah State												
San Jose State												
Fresno State												
at Nevada												

MISCELLANEOUS STATS / SAN DIEGO STATE RECORD

Category	2018-19 Season	
	Games	SDSU W/L
Double-Figure Scoring	1	0-1
Double-Doubles	0	0-0
10-Rebounding Games	0	0-0
Led SDSU in Scoring	0	0-0
Led SDSU in Rebounding	0	0-0
Led SDSU in Assists	0	0-0
Multiple Steals	0	0-0
One Turnover or Less	8	3-5
Consecutive Games	Current	Long
Consecutive Games Played	2	6
Without Fouling Out	9	9
Scoring A Point	0	2
One Turnover or Less	2	6

▶ AROP CAREER STATISTICS

Year	G-GS	Min.-Avg.	FG-FGA	Pct.	3P-3PA	Pct.	FT-FTA	Pct.	OR	DR	Reb	Avg.	PF-D	AT	TO	BS	ST	Pts	Avg.
18-19	11-0	121-11.0	11-28	.393	1-6	.167	7-8	.875	12	19	31	2.8	17-1	6	10	4	3	30	2.7

SEASON / CAREER HIGHS

Points
 Season 2 vs. CS Dominguez Hills (12-12-18)
 Career 4 vs. SD Christian (11-10-17)

Rebounds
 Season 1 vs. CS Dominguez Hills (12-12-18)
 Career 1 vs. CS Dominguez Hills (12-12-18)
 1 vs. Eastern Illinois (11-20-17)
 1 vs. SD Christian (11-10-17)

Assists
 Season 2 vs. CS Dominguez Hills (12-12-18)
 Career 2 vs. CS Dominguez Hills (12-12-18)

Field Goals
 Season
 Career 1 vs. San José State (1-9-18)
 1 vs. SD Christian (11-10-17)

Field Goals Attempted
 Season 2 vs. Texas Southern (11-14-18)
 Career 2 vs. Texas Southern (11-14-18)
 2 vs. Colorado State (1-24-18)

Three-Point Field Goals
 Season
 Career

Three-Point FG Attempted
 Season 1 vs. Texas Southern (11-14-18)
 Career 2 vs. Colorado State (1-24-18)

Free Throws
 Season 2 vs. CS Dominguez Hills (12-12-18)
 Career 2 vs. CS Dominguez Hills (12-12-18)
 2 vs. SD Christian (11-10-17)

Free Throws Attempted
 Season 2 vs. CS Dominguez Hills (12-12-18)
 Career 2 vs. CS Dominguez Hills (12-12-18)
 2 vs. Bradley (12-3-17)
 2 vs. SD Christian (11-10-17)

Steals
 Season 1 vs. CS Dominguez Hills (12-12-18)
 1 vs. (1/1) Duke (11-19-18)
 Career 1 vs. CS Dominguez Hills (12-12-18)
 1 vs. (1/1) Duke (11-19-18)
 1 vs. San José State (1-9-18)
 1 vs. Sacramento State (11-23-17)

Blocked Shots
 Season
 Career

Minutes Played
 Season 7 vs. CS Dominguez Hills (12-12-18)
 Career 7 vs. CS Dominguez Hills (12-12-18)



4 • MICHAEL SOHIKISH

GUARD • 5-9 • 160 • SENIOR - SQ
 SAN DIEGO, CALIF. (UNIVERSITY CITY HIGH)

Quick Hits

- Pronounced so-HE-kish.
- Former team manager.
- Played in 11 games last season and in 17 for his career (six this season).
- Has just three turnovers in 49 career minutes of action.
- Named team co-captain for the Centurions and was a San Diego Union-Tribune All-Academic Team selection in 2013 and 2014.
- Led University City in scoring his final two seasons.
- During his senior season in 2014, he helped the Centurions to a 15-12 record, which was a seven-win improvement over the year before, while averaging 13.6 points, 5.6 assists and 2.1 steals.

Season Highlights

- Played the final two minutes of the game in the opener against Arkansas Pine-Bluff without recording a stat.
- Missed a pair of field goals in three minutes against Texas Southern.
- Had a steal in one minute of action vs. No. 1/1 Duke at the Maui Jim Maui Invitational.
- Recorded an assist in three minutes vs. Jackson State.
- Had two points and a career-high two assists against Cal State Dominguez.

2018-19 GAME-BY-GAME STATISTICS

Opponent	GS	FG	3FG	FT	O-D-R	PF	TP	A	TO	B	S	MP
Arkansas-Pine Bluff	0-0	0-0	0-0	0-0-0	0	0	0	0	0	0	0	2
Texas Southern	0-2	0-1	0-0	0-0-0	0	0	0	0	0	0	0	3
vs. Duke	0-0	0-0	0-0	0-0-0	0	0	0	0	0	0	1	1
vs. Xavier	Did Not Play-CD											
vs. Iowa State	Did Not Play-CD											
Jackson State	0-0	0-0	0-0	0-0-0	0	0	1	1	0	0	0	3
at Illinois State	Did Not Play-CD											
San Diego	Did Not Play-CD											
at California	Did Not Play-CD											
Cal State Dominguez Hills	0-0	0-0	2-2	0-1-1	4	2	2	0	0	1	1	7
Brigham Young	Did Not Play-CD											
Brown	0-0	0-0	0-0	0-0-0	0	0	0	0	0	0	0	6
CSUN	Did Not Play-CD											
at Boise State												
Wyoming												
at Air Force												
New Mexico												
at Fresno State												
UNLV												
Air Force												
at San Jose State												
at New Mexico												
Utah State												
at Colorado State												
Boise State												
Nevada												
at UNLV												
at Utah State												
San Jose State												
Fresno State												
at Nevada												

MISCELLANEOUS STATS / SAN DIEGO STATE RECORD

Category	2018-19 Season		Career	
	Games	SDSU W/L	Games	SDSU W/L
Double-Figure Scoring	0	0-0	0	0-0
Led SDSU in Scoring	0	0-0	0	0-0
Led SDSU in Rebounding	0	0-0	0	0-0
Led SDSU in Assists	0	0-0	0	0-0
Multiple Steals	0	0-0	0	0-0
One Turnover or Less	6	4-2	17	14-3
Consecutive Games	Current	Long		
Consecutive Games Played	1	5		
Without Fouling Out	17	17		
Scoring A Point	0	1		
One Turnover or Less	17	17		

► SOHIKISH CAREER STATISTICS

Year	G-GS	Min.-Avg.	FG-FGA	Pct.	3P-3PA	Pct.	FT-FTA	Pct.	OR	DR	Reb	Avg.	PF-D	AT	TO	BS	ST	Pts	Avg.
17-18	11-0	27-2.5	3-9	.333	0-4	.000	2-4	.500	0	2	2	0.2	3-0	2	2	0	2	8	0.7
18-19	6-0	22-3.7	0-2	.000	0-1	.000	2-2	1.000	0	1	1	0.2	4-0	3	1	0	2	2	0.3
Totals	17-0	49-2.9	3-11	.273	0-5	.000	4-6	.667	0	3	3	0.2	7-0	5	3	0	4	10	0.6

SEASON / CAREER HIGHS

Points

Season 26 vs. Xavier (11-20-18)
Career 26 vs. Xavier (11-20-18)

Rebounds

Season 15 at Illinois State (12-1-18)
Career 15 at Illinois State (12-1-18)

Assists

Season 5 at California (12-8-18)
5 vs. Arkansas-Pine Bluff (11-6-18)
Career 5 at California (12-8-18)
5 vs. Arkansas-Pine Bluff (11-6-18)

Field Goals

Season 9 vs. CSUN (1-1-19)
9 vs. Xavier (11-20-18)
Career 9 vs. CSUN (1-1-19)
9 vs. Xavier (11-20-18)

Field Goals Attempted

Season 14 vs. Brown (12-29-18)
14 at Illinois State (12-1-18)
14 vs. Iowa State (11-21-18)
14 vs. Xavier (11-21-18)
Career 14 vs. Brown (12-29-18)
14 at Illinois State (12-1-18)
14 vs. Iowa State (11-21-18)
14 vs. Xavier (11-21-18)
14 vs. UNLV (2-17-18)

Three-Point Field Goals

Season 3 vs. Xavier (11-20-18)
Career 3 vs. Xavier (11-20-18)

Three-Point FG Attempted

Season 5 vs. Xavier (11-20-18)
Career 5 vs. Xavier (11-20-18)

Free Throws

Season 6 at California (12-8-18)
6 vs. San Diego (12-5-18)
Career 10 at San José State (2-24-18)

Free Throws Attempted

Season 8 vs. San Diego (12-5-18)
8 vs. Xavier (11-20-18)
Career 12 vs. Houston (3-15-18)

Steals

Season 3 vs. Brown (12-29-18)
3 vs. Texas Southern (11-14-18)
3 vs. Arkansas-Pine Bluff (11-6-18)
Career 4 vs. San José State (1-9-18)

Blocked Shots

Season 3 vs. Xavier (11-20-18)
Career 3 vs. Xavier (11-20-18)
3 at San José State (2-24-18)

Minutes Played

Season 39 at Illinois State (12-1-18)
Career 39 at Illinois State (12-1-18)



5 • JALEN MCDANIELS

FORWARD • 6-10 • 195 • SOPHOMORE - 1L
FEDERAL WAY, WASH. (FEDERAL WAY HIGH)

Mountain West Rankings (through Jan. 1)

- 6th in defensive rebounds per game (5.6), 6th in field goals (72), 6th in field goal attempts (154), 6th in rebounds (97), 7th in field goal percentage (.468), 7th in rebounds per game (7.5), T-7th in double-doubles (2)

Quick Hits

- Tested the NBA waters last year, ultimately pulling his name from the draft on the last day.
- One of only four freshmen in the country last season to average 10.5 points, 7.5 rebounds and shoot 58 percent or better from the field.
- Had a team-high nine double-doubles last season as a redshirt freshman.
- Averaged 10.7 points, 8.0 rebounds and 2.0 assists, and shot 60.0 percent from the floor and 80.0 percent from the free-throw line at the 2018 MW tournament.
- Named MW Player of the Week on Feb. 19, 2018, after averaging 17.0 points, 8.0 rebounds, 2.0 assists and 1.5 steals, while shooting 60.9 percent from the field (14-23) and 75.0 percent from the free-throw line (6-8) in wins over Wyoming and UNLV.
- Posted two double-digit rebounding performances in the first nine games of his career. It was the most by an Aztec freshman since Kawhi Leonard had three in the first nine games of his career back in 2009-10.
- Committed one turnover or less in all but nine games last season.
- In his last 39 games he has connected on 189-of-343 field-goal attempts (55.1 percent), while averaging 13.0 points and 8.0 rebounds (508 points, 311 rebounds).
- Is averaging 15.0 points and 7.6 rebounds over his last 14 games (210 points, 106 rebounds).

Season Highlights

- Over the last two games is averaging 19.5 points, 9.5 rebounds, 2.0 assists and 2.5 steals, while shooting 59.3 percent (16-for-27) from the floor.
- Has led the team in rebounding in nine of the 13 games this season.
- Has scored in double figures in 12 of the 13 games this season.
- Has three 20-point games this season.
- Has three double-doubles this season.
- Has at least 10 points and seven rebounds in seven of the 13 games this season.
- Had a big opening night against Arkansas Pine-Bluff, scoring 15 points to go along with nine rebounds, a career-high five assists and three steals... **Became just the fourth Aztec since the 1996-97 season to finish a game with at least 15 points, 9 rebounds, 5 assists and 3 steals (also Jamaal Franklin vs. Redlands on Dec. 30, 2011, Chase Tapley vs. Bryant on Nov. 11, 2011 and Kawhi Leonard vs. Wichita State on Dec. 4, 2010)...** Ended up leading the team in rebounds (9), assists (5) and steals (3).
- Averaged 15.7 points, 6.7 rebounds and 1.7 blocks at the Maui Jim Maui Invitational, leading the team in each category... Scored a career-high 26 points (9-14 FG, 3-5 3FG, 5-8 FT) with eight rebounds and a career-high-tying three blocked shots in SDSU's 19-point come-from-behind victory vs. Xavier... **Became the third Aztec since the 1996-97 season (fourth time overall) with at least 25 points, eight rebounds and three blocked shots in the same game (also Jamaal Franklin twice, Randy Holcomb once)...** Made a career-high 3 three-pointers in the Xavier game after entering the game with just six for his career.
- Posted his first double-double of the season with 12 points and 15 rebounds at Illinois State.
- Recorded his second career 20-point game at California, going for 20 points, six rebounds and five assists... **Became just the 14th different Aztec since 1996-97 to record at least 20 points, six rebounds and five assists in the same game.**
- Had 19 points, six rebounds, two blocked shots, two assists and three steals against Brown, making 2 of his 3 three-point attempts... **After going 0-for-5 for two points in the first half, was 7-for-9 for 17 points in the second half... Became just the fifth Aztec since 1996-97 (seventh occasion overall) to record at least 19 points, six rebounds, two blocked shots, two assists and three steals in a game.**
- Had 20 points, 13 rebounds, two assists and two steals against CSUN, making 9 of 13 attempts from the field... **Had the team's first seven points of the game and 12 of the 21 points at the half... Became the sixth Aztec since the 1996-97 season (eighth time overall) to post at least 20 points, 13 rebounds, two assists and two steals in the same game.**

2018-19 GAME-BY-GAME STATISTICS

Opponent	GS	FG	3FG	FT	O-D-R	PF	TP	A	TO	B	S	MP
Arkansas-Pine Bluff	*	5-11	1-2	4-6	4-5-9	3	15	5	1	0	3	27
Texas Southern	*	5-12	1-2	3-4	2-7-9	4	14	1	3	0	3	23
vs. Duke	*	3-9	0-0	5-7	1-4-5	3	11	3	3	2	0	30
vs. Xavier	*	9-14	3-5	5-8	2-6-8	2	26	1	3	3	0	36
vs. Iowa State	*	5-14	0-3	0-1	2-5-7	4	10	1	1	0	0	27
Jackson State	*	6-10	0-2	2-2	1-2-3	2	14	4	7	0	1	26
at Illinois State	*	6-14	0-2	0-1	5-10-15	3	12	2	1	0	1	39
San Diego	*	3-9	0-3	6-8	1-7-8	5	12	2	4	0	0	29
at California	*	7-13	0-1	6-6	2-4-6	1	20	5	1	0	1	37
Cal State Dominguez Hills	*	5-13	2-3	1-2	2-4-6	1	13	4	0	0	0	22
Brighton Young	*	2-8	0-3	2-4	0-2-2	4	6	3	1	0	1	22
Brown	*	7-14	2-3	3-4	0-6-6	2	19	2	3	2	3	32
CSUN	*	9-13	1-2	1-2	2-11-13	2	20	2	4	0	2	35
at Boise State												
Wyoming												
at Air Force												
New Mexico												
at Fresno State												
UNLV												
Air Force												
at San Jose State												
at New Mexico												
Utah State												
at Colorado State												
Boise State												
Nevada												
at UNLV												
at Utah State												
San Jose State												
Fresno State												
at Nevada												

MISCELLANEOUS STATS / SAN DIEGO STATE RECORD

Category	2018-19 Season		Career	
	Games	SDSU W/L	Games	SDSU W/L
Double-Figure Scoring	12	7-5	32	22-10
15-Point Games	5	3-2	15	11-4
20-Point Games	3	2-1	3	2-1
Double-Doubles	2	2-0	11	10-1
10-Rebounding Games	2	2-0	13	11-2
15-Rebounding Games	1	1-0	1	1-0
Led SDSU in Scoring	4	2-2	13	9-4
Led SDSU in Rebounding	9	5-4	27	21-6
Led SDSU in Assists	3	2-1	3	2-1
Multiple Steals	4	3-1	12	9-3
One Turnover or Less	6	4-2	29	21-8
Consecutive Games	Current	Long		
Double-Figure Scoring	2	11		
Double-Figure Rebounding	1	2		
Consecutive Games Played	46	46		
Without Fouling Out	5	24		
One Turnover or Less	0	11		
With a Three-Pointer	2	3		

► MCDANIELS CAREER STATISTICS

Year	G-GS	Min.-Avg.	FG-FGA	Pct.	3P-3PA	Pct.	FT-FTA	Pct.	OR	DR	Reb	Avg.	PF-D	AT	TO	BS	ST	Pts	Avg.
17-18	33-21	815-24.7	126-215	.586	4-19	.211	89-113	.788	74	174	248	7.5	77-1	29	36	19	27	345	10.5
18-19	13-13	385-29.6	72-154	.468	10-31	.323	38-55	.691	24	73	97	7.5	36-1	35	32	7	15	192	14.8
Totals	46-34	1,200-26.1	198-369	.537	14-50	.280	127-168	.756	98	247	345	7.5	113-2	64	68	26	42	537	11.7

SEASON / CAREER HIGHS

Points

Season 22 vs. Brigham Young (12-22-18)
 Career 31 vs. Eastern Illinois (11-20-17)

Rebounds

Season 6 vs. Jackson State (11-27-18)
 6 vs. Iowa State (11-21-18)
 Career 9 vs. Washington State (11-26-17)

Assists

Season 4 vs. Arkansas-Pine Bluff (11-6-18)
 Career 6 vs. California (12-9-17)

Field Goals

Season 8 vs. Brigham Young (12-22-18)
 Career 10 vs. Eastern Illinois (11-20-17)

Field Goals Attempted

Season 14 vs. Texas Southern (11-14-18)
 Career 14 vs. Texas Southern (11-14-18)
 14 vs. Eastern Illinois (11-20-17)

Three-Point Field Goals

Season 3 vs. Brigham Young (12-22-18)
 3 vs. CS Dominguez Hills (12-12-18)
 3 vs. Jackson State (11-27-18)
 Career 7 vs. Eastern Illinois (11-20-17)

Three-Point FG Attempted

Season 6 vs. CS Dominguez Hills (12-12-18)
 6 vs. Jackson State (11-27-18)
 Career 11 vs. Eastern Illinois (11-20-17)

Free Throws

Season 8 vs. San Diego (12-5-18)
 Career 8 vs. San Diego (12-5-18)

Free Throws Attempted

Season 10 vs. San Diego (12-5-18)
 Career 10 vs. San Diego (12-5-18)

Steals

Season 2 vs. CSUN (1-1-19)
 Career 3 vs. Nevada (3-9-18)
 3 vs. Boise State (2-27-18)
 3 vs. UNLV (2-17-18)
 3 vs. Eastern Illinois (11-20-17)

Blocked Shots

Season 1 vs. Jackson State (11-27-18)
 1 vs. Xavier (11-20-18)
 Career 3 vs. Air Force (2-3-18)

Minutes Played

Season 36 vs. Brigham Young (12-22-18)
 Career 36 vs. Brigham Young (12-22-18)
 36 vs. Gonzaga (12-21-17)



11 • MATT MITCHELL

FORWARD • 6-6 • 240 • SOPHOMORE - 1L
 RIVERSIDE, CALIF. (ROOSEVELT HIGH)

Quick Hits

- Started 32 games as a true freshman, including 31 straight to end the year.
- Tied Devin Watson for the team lead in three-point field goals (49) last season.
- Last 22 games: 89-183 FG (48.6 percent).
- Has made 125 of his last 257 field-goal attempts (48.6 percent) over his last 29 games and 78-for-132 from two-point range (59.1 percent).
- Made at least one three-point field goal in 33 of his last 43 games.
- Entered the Eastern Illinois game (Nov. 20, 2017) having made just two of his first 18 shots (0-10 3FG) on the season before going for 31 points (10-14 FG, 7-11 3FG) in 29 minutes.

Season Highlights

- Has reached double digits in scoring in eight of the team's 13 games this season and at least nine points in 10 of 13 games.
- Has three 20-point games on the season (SDSU is 3-0) and five for his career (5-0).
- Has at least one three-pointer in nine of 13 games this year and multiple three-pointers in five games.
- Had 10 points, five rebounds and four assists in the opener against Arkansas Pine-Bluff, knocking down a pair of three-pointers.
- Led the team in scoring with 21 points, five rebounds and three assists vs. Texas Southern in just 22 minutes.
- Averaged 11.3 points per game while making 13 of 14 free-throws (.929) at the Maui Jim Maui Invitational... Led the team with 14 points, while adding six rebounds, against Iowa State in the fifth-place game.
- Had a game-high-tying 15 points with six rebounds and three assists vs. Jackson State, making 3 of 6 three-pointers.
- Scored 13 points against San Diego, buoyed by an 8-for-10 outing from the free-throw line... Both the eight made free-throws and 10 attempts were career highs.
- Had a game-high 20 points vs. Cal State Dominguez Hills, going 8-for-13 from the field (3-for-6 from three-point range), in just 23 minutes of action.
- Followed with 22 points against Brigham Young, making 9 of 12 shots from the floor, including 3 of 4 three-point attempts... Recorded his second straight 20-point game for the first time of his career.

2018-19 GAME-BY-GAME STATISTICS

Opponent	GS	FG	3FG	FT	O-D-R	PF	TP	A	TO	B	S	MP
Arkansas-Pine Bluff	*	3-9	2-5	2-2	1-4-5	1	10	4	4	0	1	29
Texas Southern	*	7-14	1-5	6-9	0-5-5	1	21	3	1	0	1	22
vs. Duke	*	3-9	0-4	5-6	1-2-3	4	11	0	2	0	1	27
vs. Xavier	*	3-5	1-3	2-2	0-1-1	3	9	1	1	1	0	15
vs. Iowa State	*	3-7	2-4	6-6	1-5-6	2	14	0	1	0	1	28
Jackson State	*	5-10	3-6	2-2	2-4-6	0	15	3	1	1	1	25
at Illinois State	*	3-9	0-4	3-7	1-1-2	4	9	1	2	0	1	20
San Diego	*	2-4	1-1	8-10	1-3-4	5	13	3	1	0	0	35
at California	*	3-9	1-4	0-0	1-3-4	4	7	3	3	0	0	23
Cal State Dominguez Hills	*	8-13	3-6	1-2	1-3-4	2	20	2	0	0	0	23
Brigham Young	*	9-12	3-4	1-3	0-2-2	2	22	2	0	0	0	36
Brown	*	3-8	0-3	2-4	0-1-1	2	8	1	3	0	0	27
CSUN	*	2-7	0-2	2-2	1-4-5	4	6	2	2	0	2	17
at Boise State												
Wyoming												
at Air Force												
New Mexico												
at Fresno State												
UNLV												
Air Force												
at San Jose State												
at New Mexico												
Utah State												
at Colorado State												
Boise State												
Nevada												
at UNLV												
at Utah State												
San Jose State												
Fresno State												
at Nevada												

MISCELLANEOUS STATS / SAN DIEGO STATE RECORD

Category	2018-19 Season		Career	
	Games	SDSU W/L	Games	SDSU W/L
Double-Figure Scoring	8	5-3	28	17-11
15-Point Games	4	4-0	10	9-1
20-Point Games	3	3-0	5	5-0
Led SDSU in Scoring	4	3-1	10	7-3
Led SDSU in Rebounding	0	0-0	3	1-2
Led SDSU in Assists	1	0-1	4	1-3
Multiple Steals	1	1-0	11	10-1
One Turnover or Less	5	4-1	15	10-5
Consecutive Games	Current	Long		
Double-Figure Scoring	0	5		
Consecutive Games Played	46	46		
Without Fouling Out	4	14		
With A Steal	1	9		
One Turnover or Less	0	3		

► MITCHELL CAREER STATISTICS

Year	G-GS	Min.-Avg.	FG-FGA	Pct.	3P-3PA	Pct.	FT-FTA	Pct.	OR	DR	Reb	Avg.	PF-D	AT	TO	BS	ST	Pts	Avg.
17-18	33-32	874-26.5	116-258	.450	49-137	.358	65-85	.765	24	107	131	4.0	82-3	57	66	8	36	346	10.5
18-19	13-13	327-25.2	54-116	.466	17-51	.333	40-55	.727	10	38	48	3.7	34-1	25	21	2	8	165	12.7
Totals	46-45	1,201-26.1	170-374	.455	66-188	.351	105-140	.750	34	145	179	3.9	116-4	82	87	10	44	511	11.1

SEASON / CAREER HIGHS

Points

Season 16 vs. Texas Southern (11-14-18)
 Career 16 vs. Texas Southern (11-14-18)

Rebounds

Season 8 vs. Brigham Young (12-22-18)
 Career 8 vs. Brigham Young (12-22-18)

Assists

Season 3 vs. CSUN (1-1-19)
 Career 3 vs. CSUN (1-1-19)

Field Goals

Season 5 vs. Jackson State (11-27-18)
 5 vs. Xavier (11-20-18)
 Career 5 vs. Jackson State (11-27-18)
 5 vs. Xavier (11-20-18)
 5 vs. Wyoming (2-14-18)

Field Goals Attempted

Season 7 vs. Brigham Young (12-22-18)
 7 vs. CS Dominguez Hills (12-12-18)
 7 vs. Xavier (11-20-18)
 Career 7 vs. CS Dominguez Hills (12-12-18)
 7 vs. Xavier (11-20-18)
 7 vs. San José State (1-9-18)
 7 vs. Sacramento State (11-23-17)

Three-Point Field Goals

Season 4 vs. Brigham Young (12-22-18)
 4 at California (12-8-18)
 Career 4 vs. Brigham Young (12-22-18)
 4 at California (12-8-18)
 4 vs. Wyoming (2-14-18)

Three-Point FG Attempted

Season 6 vs. Brigham Young (12-22-18)
 Career 6 vs. Brigham Young (12-22-18)

Free Throws

Season 7 vs. Texas Southern (11-14-18)
 Career 7 vs. Texas Southern (11-14-18)

Free Throws Attempted

Season 7 vs. Texas Southern (11-14-18)
 Career 7 vs. Texas Southern (11-14-18)

Steals

Season 4 vs. Jackson State (11-27-18)
 Career 4 vs. Jackson State (11-27-18)

Blocked Shots

Season 1 vs. Brown (12-29-18)
 1 vs. Texas Southern (11-14-18)
 Career 1 vs. Brown (12-29-18)
 1 vs. Texas Southern (11-14-18)
 1 at New Mexico (1-20-18)
 1 at Wyoming (12-27-17)
 1 vs. McNeese (11-17-17)

Minutes Played

Season 37 at California (12-8-18)
 Career 37 at California (12-8-18)



20 • JORDAN SCHAKEL

GUARD • 6-6 • 200 • SOPHOMORE - 11
 TORRANCE, CALIF. (BISHOP MONTGOMERY HIGH)

Big Notes

- Is 1 of 7 players in the country who is shooting at least 46 percent from the floor, 47 percent from three-point range and 90 percent from the free-throw line (min. 70 field goal attempts).
- Is tied for 21st in the country in free-throw percentage (.920, min. 25 free-throw attempts), having made his first 16 on the season and going 23-for-25 overall.
- Among active DI players, ranks 13th in fewest turnovers per 40 minutes (0.95, min. 798 minutes).

Quick Hits

- One of four players to see action in all 33 games last season.
- Made 27 three-pointers in 33 games last season.
- Has just 19 turnovers in 798 minutes for his career (0.95 turnovers per 40 minutes).
- Had one turnover or less in 36 straight games (584 minutes), before committing two vs. Brigham Young on Dec. 22, 2018.
- Out of 46 career games, he has committed more than one turnover just twice (both were two turnovers apiece).

Season Highlights

- Has five double-figure scoring games in 13 SDSU games this year after recording just one last season in 33 games.
- Earned his first career start in the opener against Arkansas-Pine Bluff, recording seven points, five rebounds, two assists and a steal in a then career-high 28 minutes, going 4-for-4 from the free-throw line.
- Followed with a career-high 16 points and seven rebounds in 25 minutes against Texas Southern... Became just the second Aztec to record at least 3 three-pointers, 7 rebounds and a perfect outing from the free-throw line (7-for-7) since the 1996-97 season (also Jamaal Franklin on March 16, 2012 vs. North Carolina State in the NCAA Tournament).
- Averaged 8.7 points and 3.3 rebounds per game at the Maui Jim Maui Invitational, making 6-of-14 three-pointers (.429)... His best game was against Xavier, when he scored 13 points to go along with five rebounds, going 5-for-7 from the field and 3-for-5 from three-point range.
- Came up with 15 points (5-for-6 FG, 2-for-3 3FG, 3-for-4 FT) and a career-high four steals against Jackson State (had two steals entering the game in his first 132 minutes of the season)... Missed his final free-throw attempt after making his first three, snapping his streak of 16 straight makes to start the season.
- Pumped in 14 points at California, going 4-for-5 from three-point range.
- Has 12 points and a career-high eight rebounds against Brigham Young, making 4 of 6 three-point attempts ... Led the team in rebounding for the second time of his career (out of 44 career games)... Committed a season-high two turnovers, snapping his streak of games with one turnover or less at 37 games.

2018-19 GAME-BY-GAME STATISTICS

Opponent	GS	FG	3FG	FT	O-D-R	PF	TP	A	TO	B	S	MP
Arkansas-Pine Bluff	*	1-6	1-4	4-4	1-4-5	1	7	2	1	0	1	28
Texas Southern	*	3-4	3-3	7-7	2-5-7	3	16	0	0	1	1	25
vs. Duke	*	1-5	1-4	2-2	2-2-4	4	5	1	1	0	0	26
vs. Xavier	*	5-7	3-5	0-0	0-5-5	5	13	1	1	0	0	31
vs. Iowa State	*	3-6	2-5	0-0	0-1-1	4	8	2	1	0	0	22
Jackson State	*	5-6	2-3	3-4	1-1-2	3	15	1	1	0	4	26
at Illinois State	*	1-3	1-2	0-0	0-7-7	5	3	0	0	0	0	25
San Diego	*	0-3	0-2	2-2	1-3-4	5	2	1	0	0	0	14
at California	*	4-6	4-5	2-2	0-2-2	4	14	1	1	0	0	37
Cal State Dominguez Hills	*	3-7	1-4	0-0	1-6-7	4	7	2	1	0	0	21
Brigham Young	*	4-7	4-6	0-0	3-5-8	2	12	2	2	0	1	35
Brown	*	2-5	2-4	3-4	0-3-3	1	9	2	1	1	2	28
CSUN	*	1-6	1-6	0-0	2-2-4	2	3	3	0	0	1	25
at Boise State												
Wyoming												
at Air Force												
New Mexico												
at Fresno State												
UNLV												
Air Force												
at San Jose State												
at New Mexico												
Utah State												
at Colorado State												
Boise State												
Nevada												
at UNLV												
at Utah State												
San Jose State												
Fresno State												
at Nevada												

MISCELLANEOUS STATS / SAN DIEGO STATE RECORD

Category	2018-19 Season Games	SDSU W/L	Career Games	SDSU W/L
Double-Figure Scoring	5	4-1	6	5-1
15-Point Games	2	2-0	2	2-0
Led SDSU in Scoring	1	1-0	1	1-0
Led SDSU in Rebounding	2	2-0	2	2-0
Led SDSU in Assists	1	0-1	1	0-1
Multiple Three-Pointers	7	4-3	15	9-6
One Turnover or Less	11	6-5	43	28-15
Consecutive Games Played	46	46		
Without Fouling Out	5	18		
Scoring A Point	16	16		
At Least One Three-Pointer	5	7		
One Turnover or Less	2	36		

► SCHAKEL CAREER STATISTICS

Year	G-GS	Min.-Avg.	FG-FGA	Pct.	3P-3PA	Pct.	FT-FTA	Pct.	OR	DR	Reb	Avg.	PF-D	AT	TO	BS	ST	Pts	Avg.
17-18	33-0	455-13.8	33-100	.330	27-78	.346	13-19	.684	18	50	68	2.1	66-1	19	9	3	12	106	3.2
18-19	13-13	343-26.4	33-71	.465	25-53	.472	23-25	.920	13	46	59	4.5	43-3	18	10	2	10	114	8.8
Totals	46-13	798-17.3	66-171	.386	52-131	.397	36-44	.818	31	96	127	2.8	109-4	37	19	5	22	220	4.8

CAREER HIGHS

Points

Season
Career 30 vs. Colorado (2-15-18)

Rebounds

Season
Career 9 vs. Montana State (11-11-16)

Assists

Season
Career 11 vs. Arizona (1-31-18)

Field Goals

Season
Career 11 vs. Colorado (2-15-18)
11 vs. Utah Valley (11-30-16)

Field Goals Attempted

Season
Career 21 vs. Stanford (1-11-18)
21 vs. Texas Southern (11-12-17)

Three-Point Field Goals

Season
Career 7 vs. Stanford (1-11-18)

Three-Point FG Attempted

Season
Career 15 vs. Stanford (1-11-18)

Free Throws

Season
Career 7 vs. Oregon (3-1-18)
7 vs. Texas Southern (11-12-17)

Free Throws Attempted

Season
Career 10 vs. Texas Southern (11-12-17)

Steals


Season
Career 4 vs. Oregon (3-1-18)

Blocked Shots

Season
Career 1 vs. IUPUI (12-16-17)
1 at Idaho (12-6-17)
1 vs. San José State (11-27-16)

Minutes Played

Season
Career 42 vs. Oregon (3-7-18)



22 • MALACHI FLYNN

GUARD • 6-2 • 180 • JUNIOR - TR
TACOMA, WASH. (BELLARMINO PREP/WASHINGTON STATE)

Quick Hits

- Pronounced MAL-uh-ky.
- Will sit out the 2018-19 campaign after transferring from Washington State.
- Is coming off his best season in Pullman, averaging career highs in scoring (15.8), rebounding (2.3), assists (4.3) and steals (1.6).
- An all-Pac-12 Freshman Team honorable mention selection in 2016-17.
- Named to the Pac-12 All-Academic Second Team in 2017-18.
- Made a team-leading 77 three-pointers (seventh in WSU single-season history) last year, the most by a Cougar since Klay Thompson set the school record with 98 in 2011.
- Posted the 11th-best free throw percentage in WSU single-season history (.846) in 2017-18.
- Named Most Valuable Player of the Wooden Legacy, averaging 18.6 points and shooting 12-of-24 from 3-point range in three games, including 24 in the championship win over San Diego State.
- Ended the season scoring in double figures in nine of the final 11 games.
- Had a career-high 30 points in a win over Colorado (2-15-18).
- Compiled 1,625 career points at Bellarmine Prep in Tacoma, Wash., ranking second in school history.
- His 743 points in his final year set a Bellarmine Prep single-season scoring record, breaking the mark set by current NBA player, Avery Bradley, in 2008.
- As a senior, was named the Washington state player of the year for all classifications by the Associated Press, as well as the AP's State 4A Player of the Year and to the AP's first team all-State.

MISCELLANEOUS STATS / SAN DIEGO STATE RECORD

Category	2018-19 Season Games	SDSU W/L	Career Games	Career SDSU W/L
Double-Figure Scoring	0	0-0	38	
Double-Doubles	0	0-0	1	
Led SDSU in Scoring	0	0-0	0	
Led SDSU in Rebounding	0	0-0	0	
Led SDSU in Assists	0	0-0	0	
15+ Point Games	0	0-0	22	
20+ Point Games	0	0-0	12	
2+ Assist Games	0	0-0	51	
Consecutive Games	Current	Long		
Double-Figure Scoring	1	6		
With At Least 1 Assist	6	26		
Played 30 or More Minutes	1	6		

* - 38 double-digit scoring games came while at Washington State.

► FLYNN CAREER STATISTICS

* - Washington State

Year	G-GS	Min.-Avg.	FG-FGA	Pct.	3P-3PA	Pct.	FT-FTA	Pct.	OR	DR	Reb	Avg.	PF-D	AT	TO	BS	ST	Pts	Avg.
16-17*	31-31	1,027-33.1	104-263	.395	58-150	.387	36-49	.735	8	83	91	2.9	59-0	91	65	1	21	302	9.7
17-18*	31-30	1,035-33.4	162-392	.413	77-228	.338	88-104	.846	22	84	106	3.4	56-0	132	66	2	49	489	15.8
Totals	62-61	2,062-33.3	266-655	.406	135-378	.357	124-153	.810	30	167	197	3.2	115-0	223	131	3	70	791	12.8

CAREER HIGHS

Points

Career 3 vs. CS Dominguez Hills (12-12-18)
3 vs. Jackson State (11-27-18)
3 vs. Texas Southern (11-14-18)

Rebounds

Career 3 vs. CS Dominguez Hills (12-12-18)

Assists

Career 1 vs. CS Dominguez Hills (12-12-18)
1 vs. Jackson State (11-27-18)

Field Goals

Career 1 vs. CS Dominguez Hills (12-12-18)
1 vs. Jackson State (11-27-18)
1 vs. Texas Southern (11-14-18)

Field Goals Attempted

Career 4 vs. CS Dominguez Hills (12-12-18)

Three-Point Field Goals

Career 1 vs. CS Dominguez Hills (12-12-18)
1 vs. Jackson State (11-27-18)
1 vs. Texas Southern (11-14-18)

Three-Point FG Attempted

Career 3 vs. CS Dominguez Hills (12-12-18)

Free Throws

Career

Free Throws Attempted

Career

Steals


Career

Blocked Shots

Career 2 vs. Jackson State (11-27-18)

Minutes Played

Career 7 vs. CS Dominguez Hills (12-12-18)



23 • ED CHANG

FORWARD • 6-8 • 215 • FRESHMAN - HS
PAPILLION, NEB. (GARFIELD HIGH (WASH.))

Quick Hits

- Was a two-time all-state selection in Nebraska who averaged 18.1 points, 7.7 rebounds, 4.0 blocked shots and 1.2 steals as junior for Papillion La Vista.
- During his junior campaign, he reached the 1,000-point mark for his career and led the Monarchs to a 2016-17 Class A runner-up finish.
- Averaged 15.9 points and 9.5 rebounds as a sophomore.
- Did not play his senior year after moving to Washington, but was the No. 1 player in the state of Nebraska at the time of his relocation.

Season Highlights

- Has played in six games for a total of 28 minutes, making 3 three-pointers and adding two blocks.
- After not playing against Arkansas-Pine Bluff, made his collegiate debut late vs. Texas Southern, making a three-pointer on his only shot attempt and adding a defensive rebound in three minutes of action.
- Had a three-pointer and his first two career blocks in five minutes vs. Jackson State.
- Recorded three points and three boards in seven minutes vs. Cal State Dominguez Hills.

2018-19 GAME-BY-GAME STATISTICS

Opponent	GS	FG	3FG	FT	O-D-R	PF	TP	A	TO	B	S	MP
Arkansas-Pine Bluff												
Texas Southern	1-1	1-1	0-0	0-0	0-1-1	0	3	0	0	0	0	3
vs. Duke	0-0	0-0	0-0	0-0-0	0-0-0	0	0	0	0	0	0	4
vs. Xavier												
vs. Iowa State	0-1	0-1	0-0	0-0-0	0	0	0	0	0	0	0	3
Jackson State	1-2	1-2	0-0	0-0-0	0	3	1	1	2	0	0	5
Brigham Young												
at Illinois State												
San Diego												
at California												
Cal State Dominguez Hills	1-4	1-3	0-0	0-3-3	0	3	1	0	0	0	0	7
Brigham Young												
Brown	0-0	0-0	0-0	0-1-1	0	0	0	2	0	0	0	0
CSUN												
at Boise State												
Wyoming												
at Air Force												
New Mexico												
at Fresno State												
UNLV												
Air Force												
at San Jose State												
at New Mexico												
Utah State												
at Colorado State												
Boise State												
Nevada												
at UNLV												
at Utah State												
San Jose State												
Fresno State												
at Nevada												

MISCELLANEOUS STATS / SAN DIEGO STATE RECORD

Category	2018-19 Season	
	Games	SDSU W/L
Double-Figure Scoring	0	0-0
Led SDSU in Scoring	0	0-0
Led SDSU in Rebounding	0	0-0
Led SDSU in Assists	0	0-0
Multiple Three-Pointers	0	0-0
One Turnover or Less	5	3-2
Consecutive Games	Current	Long
Consecutive Games Played	1	2
Scoring A Point	0	2
One Turnover or Less	0	5

▶ CHANG CAREER STATISTICS

Year	G-GS	Min.-Avg.	FG-FGA	Pct.	3P-3PA	Pct.	FT-FTA	Pct.	OR	DR	Reb	Avg.	PF-D	AT	TO	BS	ST	Pts	Avg.
18-19	6-0	28-4.7	3-8	.375	3-7	.429	0-0	.000	0	5	5	0.8	0-0	2	3	2	0	9	1.5

SEASON / CAREER HIGHS

Points

Season 11 vs. Jackson State (11-27-18)
Career 18 vs. Wyoming (2-14-18)

Rebounds

Season 7 vs. CS Dominguez Hills (12-12-18)
Career 7 vs. CS Dominguez Hills (12-12-18)
7 vs. Washington State (11-26-17)
7 vs. SD Christian (11-10-17)

Assists

Season 2 vs. CS Dominguez Hills (12-12-18)
Career 2 vs. CS Dominguez Hills (12-12-18)
2 vs. UNLV (2-17-18)
2 vs. Bradley (12-3-17)

Field Goals

Season 4 vs. CS Dominguez Hills (12-12-18)
Career 8 vs. Wyoming (2-14-18)

Field Goals Attempted

Season 5 vs. CS Dominguez Hills (12-12-18)
Career 10 vs. Wyoming (2-14-18)

Three-Point Field Goals

Season 1 vs. Brigham Young (12-22-18)
1 vs. Jackson State (11-27-18)
Career 1 vs. Brigham Young (12-22-18)
1 at San José State (2-24-18)
1 vs. UNLV (2-17-18)
1 vs. Wyoming (2-14-18)
1 vs. McNeese (11-17-17)
1 at Utah State (2-15-17)

Three-Point FG Attempted

Season 1 vs. Brigham Young (12-22-18)
1 vs. Jackson State (11-27-18)
1 vs. Xavier (11-20-18)
Career 2 vs. UNLV (2-17-18)

Free Throws

Season 4 vs. Jackson State (11-27-18)
Career 4 vs. Jackson State (11-27-18)
4 vs. Boise State (2-27-18)

Free Throws Attempted

Season 4 vs. Jackson State (11-27-18)
4 vs. Texas Southern (11-14-18)
Career 4 vs. Jackson State (11-27-18)
4 vs. Texas Southern (11-14-18)
4 vs. Boise State (2-27-18)
4 vs. Sacramento State (11-23-17)

Steals

Season 1 vs. Jackson State (11-27-18)
1 vs. Xavier (11-20-18)
1 vs. (1/1) Duke (11-19-18)
Career 2 vs. Bradley (12-3-17)

Blocked Shots

Season 1 vs. Brown (12-29-18)
1 vs. CS Dominguez Hills (12-12-18)
1 vs. Iowa State (11-21-18)
1 vs. Xavier (11-20-18)
1 vs. Texas Southern (11-14-18)
Career 1 vs. Brown (12-29-18)
1 vs. CS Dominguez Hills (12-12-18)
1 vs. Iowa State (11-21-18)
1 vs. Xavier (11-20-18)
1 vs. Texas Southern (11-14-18)
1 at San José State (2-24-18)
1 vs. Fresno State (1-17-18)
1 vs. Washington State (11-26-17)

Minutes Played

Season 19 vs. Xavier (11-20-18)
Career 24 vs. Sacramento State (11-23-17)



24 • NOLAN NARAIN

FORWARD • 6-10 • 230 • JUNIOR - 2L
HAMILTON, ONTARIO, CANADA (LA LUMIERE SCHOOL (IND.))

Big Notes

- Leads the Mountain West in field goal percentage (.680, min. 25 FGA) and ranks in a tie for 48th in the nation.
- Has San Diego State's top-2 single-season field goal percentages since 1996 (min. 25 att.), including 68.8 percent last season and 68.0 this season.

Quick Hits

- Last 20 games played: 4.6 points (91 points), 2.4 rebounds (48 rebounds), 65.4 percent from field (34-52), 11.2 minutes (223).
- More than 40 percent of his career rebounds have come on the offensive side (38 of 88; 43.2 percent).
- Set career highs in every statistical category in 2017-18.
- Played in nine of the final 12 games of the 2017-18 season (5.0 points, 10.2 minutes).
- Scored 18 points vs. Wyoming (2-14-18) after only scoring 12 points in seven Mountain West games entering the contest vs. the Cowboys.
- Scored in 17 of his last 24 games played.
- Grabbed at least one rebound in 33 of his last 41 outings.
- Only missed 20 shots last season.

Season Highlights

- Has made a remarkable 17 of 25 shot attempts this season (68.0 percent).
- Has made 10 of his last 14 field goal attempts (.714).
- In 11 minutes off the bench in the opener against Arkansas-Pine Bluff, recorded four points (2 of 3 FG) and three rebounds.
- Had eight points (3-for-3 FG) and five rebounds in 13 minutes vs. Texas Southern.
- Had four points, five rebounds, one blocked shot, one assist and one steal in SDSU's 19-point come-from-behind win over Xavier... Was the team's only player to record at least one point, rebound, blocked shot, assist and steal in the game.
- Had a season-high 11 points in 12 minutes off the bench against Jackson State, which was his first double-digit scoring game of the season and third of his career.
- Did not travel to the Illinois State game (flu) and only played four minutes the next game against San Diego because of the illness.
- Had a big game vs. Cal State Dominguez Hills, recording nine points and seven rebounds in just 13 minutes, making 4 of 5 shots.
- Had a productive game against Brigham Young in just eight minutes with five points (2-for-2 FG, 1-for-1 3PPG) and two rebounds.

2018-19 GAME-BY-GAME STATISTICS

Opponent	GS	FG	3FG	FT	O-D-R	PF	TP	A	TO	B	S	MP
Arkansas-Pine Bluff	2-3	0-0	0-0	1-2-3	4	4	1	2	0	0	0	11
Texas Southern	3-3	0-0	2-4	3-2-5	1	8	1	0	1	0	1	13
vs. Duke	0-1	0-0	0-2	0-2-2	3	0	0	1	0	1	0	18
vs. Xavier	2-3	0-1	0-0	2-3-5	3	4	1	1	1	1	1	19
vs. Iowa State	0-1	0-0	0-0	0-3-3	2	0	1	3	1	0	0	16
Jackson State	3-4	1-1	4-4	3-1-4	2	11	0	1	0	1	0	12
at Illinois State	Did Not Travel-Flu											
San Diego	0-0	0-0	0-0	0-0-0	1	0	0	0	0	0	0	4
at California	1-1	0-0	0-1	1-1-2	1	2	0	1	0	0	0	11
Cal State Dominguez Hills	4-5	0-0	1-2	3-4-7	1	9	2	2	1	0	0	13
Brigham Young	2-2	1-1	0-1	2-0-2	1	5	1	1	0	0	0	8
Brown	0-0	0-0	1-2	0-0-0	1	1	0	0	1	0	0	7
CSUN	0-2	0-0	0-0	0-0-0	1	0	0	0	0	0	0	5
at Boise State												
Wyoming												
at Air Force												
New Mexico												
Fresno State												
UNLV												
Air Force												
at San Jose State												
at New Mexico												
Utah State												
at Colorado State												
Boise State												
Nevada												
at UNLV												
at Utah State												
San Jose State												
Fresno State												
at Nevada												

MISCELLANEOUS STATS / SAN DIEGO STATE RECORD

Category	2018-19 Season		Career Games	Career SDSU W/L
	Games	SDSU W/L		
Double-Figure Scoring	1	1-0	3	2-1
15-Point Games	0	0-0	1	1-0
Led SDSU in Scoring	0	0-0	1	1-0
Led SDSU in Rebounding	1	1-0	1	1-0
Led SDSU in Assists	0	0-0	0	0-0
Multiple Steals	0	0-0	1	1-0
One Turnover or Less	9	5-4	37	25-12
Consecutive Games	Current	Long		
Consecutive Games Played	6	10		
Without Fouling Out	44	44		
Scoring A Point	0	5		
One Turnover or Less	3	13		

► NARAIN CAREER STATISTICS

Year	G-GS	Min.-Avg.	FG-FGA	Pct.	3P-3PA	Pct.	FT-FTA	Pct.	OR	DR	Reb	Avg.	PF-D	AT	TO	BS	ST	Pts	Avg.
16-17	9-0	55-6.1	6-18	.333	1-4	.250	0-0	.000	2	7	9	1.0	9-0	0	3	0	1	13	1.4
17-18	23-1	248-10.8	44-64	.688	4-11	.364	15-23	.652	21	25	46	2.0	37-0	7	18	3	5	107	4.7
18-19	12-0	137-11.4	17-25	.680	2-3	.667	8-16	.500	15	18	33	2.8	21-0	7	12	5	3	44	3.7
Totals	44-1	440-10.0	67-107	.626	7-18	.389	23-39	.590	38	50	88	2.0	67-0	14	33	8	9	164	3.7

CAREER HIGHS

Points

Career 11 vs. Texas Southern (11-14-18)

Rebounds

Career 11 vs. Jackson State (11-27-18)

Assists

Career 2 vs. Texas Southern (11-14-18)

Field Goals

Career 3 vs. Brown (12-29-18)
3 vs. Brigham Young (12-22-18)
3 vs. CS Dominguez Hills (12-12-18)
3 vs. Texas Southern (11-14-18)

Field Goals Attempted

Career 5 vs. CS Dominguez Hills (12-12-18)
5 vs. Jackson State (11-27-18)

Three-Point Field Goals

Career

Three-Point FG Attempted

Career

Free Throws

Career 5 vs. Texas Southern (11-14-18)

Free Throws Attempted

Career 6 vs. Texas Southern (11-14-18)

Steals

Career 1 vs. CS Dominguez Hills (12-12-18)
1 at Illinois State (12-1-18)
1 vs. Texas Southern (11-14-18)

Blocked Shots

Career 2 vs. CSUN (1-1-19)
2 vs. Brown (12-29-18)
2 vs. San Diego (12-5-18)
2 vs. Texas Southern (11-14-18)

Minutes Played

Career 24 vs. CSUN (1-1-19)



31 • NATHAN MENSAH

FORWARD • 6-10 • 225 • FRESHMAN - HS
ACCRA, GHANA (FINDLAY PREP (NEV.))

Big Notes

- Has 66 rebounds this year in just 212 minutes (12.5 rebounds per 40 minutes).
- Only nine players in the country have more rebounds than his 66 in fewer minutes (212).

Quick Hits

- Pronounced men-ZAH.
- No relation to fellow freshman Joel Mensah.
- Prepped at powerhouse Findlay Prep in Nevada.
- Considered the 14th-best center nationally and a four-star signee by ESPN.
- Averaged 8.3 points, 7.0 rebounds and 1.5 blocked shots in 2017-18 at for a 32-5 Findlay Prep team.
- Prior to his time at Findlay, played at Prolific Prep in Napa, Calif., where he led the 2016-17 squad to a 29-2 record, a No. 13 national ranking and a No. 4 rating in the state.

Season Highlights

- Leads San Diego State with 15 blocked shots, eight more than No. 2, despite playing the sixth-most minutes on the team.
- Has multiple rebounds in 12 of the 13 games this season, including five-plus in eight games.
- Had back-to-back games with double digits in rebounds (21 total) against Jackson State (11) and at Illinois State (10).
- Has at least one blocked shot in 11 of the 13 games.
- Made his collegiate debut in the opener against Arkansas-Pine Bluff, making two free-throws with three rebounds and a blocked shot in 13 turnover-free minutes.
- Had a breakout game in 20 minutes against Texas Southern, scoring 11 points with five rebounds, two blocked shots and two assists, going 3-for-4 from the field and 5-for-6 from the charity stripe.
- Grabbed 12 rebounds in 39 minutes off the bench at the Maui Jim Maui Invitational (12.3 rebounds per 40 minutes), including five apiece against Xavier and in the fifth-place game vs. Iowa State.
- Had a career-high 11 rebounds in just 14 minutes of action vs. Jackson State... Became SDSU's first player this season to reach double figures in rebounds, leading the team for the first time of his career... The 11 rebounds are tied for the fifth most in a game this season for a player that logged 14 or less minutes.
- Grabbed 10 rebounds and scored four points at Illinois State, recording this second straight double-digit rebounding game.
- Had eight points and six rebounds in 18 minutes against Cal State Dominguez Hills.
- Recorded nine points, a game-high seven rebounds and two blocked shots in 15 minutes vs. Brown.
- Had four points, six rebounds and two blocks in a season-high 24 minutes vs. CSUN... Posted a plus-minus of +20 (next highest in the game for either team was +6).

2018-19 GAME-BY-GAME STATISTICS

Opponent	GS	FG	3FG	FT	O-D-R	PF	TP	A	TO	B	S	MP
Arkansas-Pine Bluff	0-2	0-0	2-4	1-2-3	1	2	0	0	1	0	13	
Texas Southern	3-4	0-0	5-6	2-3-5	2	11	2	1	2	1	20	
vs. Duke	0-3	0-0	0-0	1-1-2	2	0	1	0	0	0	10	
vs. Xavier	1-2	0-0	0-0	3-2-5	3	2	0	1	1	0	15	
vs. Iowa State	0-0	0-0	1-2	3-2-5	1	1	1	1	1	0	14	
Jackson State	2-5	0-0	1-3	1-10-11	2	5	0	1	1	0	14	
at Illinois State	1-3	0-0	2-2	4-6-10	4	4	0	1	1	1	23	
San Diego	2-2	0-0	2-5	2-1-3	3	6	0	0	2	0	16	
at California	2-2	0-0	2-2	0-1-1	0	6	1	0	0	0	12	
Cal State Dominguez Hills	3-5	0-0	2-3	2-4-6	1	8	0	2	1	1	18	
Brigham Young	3-3	0-0	0-0	0-2-2	3	6	0	1	1	0	18	
Brown	3-4	0-0	3-4	4-3-7	3	9	1	1	2	0	15	
CSUN	2-3	0-0	0-0	2-4-6	1	4	0	0	2	0	24	
at Boise State												
Wyoming												
at Air Force												
New Mexico												
at Fresno State												
UNLV												
Air Force												
at San Jose State												
at New Mexico												
Utah State												
at Colorado State												
Boise State												
Nevada												
at UNLV												
at Utah State												
San Jose State												
Fresno State												
at Nevada												

MISCELLANEOUS STATS / SAN DIEGO STATE RECORD

Category	2018-19 Season	
	Games	SDSU W/L
Double-Figure Scoring	1	1-0
15-Point Games	0	0-0
Double-Doubles	0	0-0
10-Rebounding Games	2	2-0
Led SDSU in Scoring	0	0-0
Led SDSU in Rebounding	2	1-1
Led SDSU in Assists	0	0-0
One Turnover or Less	10	6-4
Consecutive Games	Current	Long
Double-Figure Scoring	0	1
Double-Figure Rebounding	0	2
Consecutive Games Played	13	13
Without Fouling Out	13	13
Scoring A Point	10	10
One Turnover or Less	3	9

► N. MENSAH CAREER STATISTICS

Year	G-GS	Min.-Avg.	FG-FGA	Pct.	3P-3PA	Pct.	FT-FTA	Pct.	OR	DR	Reb	Avg.	PF-D	AT	TO	BS	ST	Pts	Avg.
18-19	13-0	212-16.3	22-38	.579	0-0	.000	20-31	.645	25	41	66	5.1	26-0	6	9	15	3	64	4.9

CAREER HIGHS

Points

Career 4 vs. Texas Southern (11-14-18)

Rebounds

Career 3 vs. Jackson State (11-28-18)

Assists

Career

Field Goals

Career 2 vs. Texas Southern (11-14-18)

Field Goals Attempted

Career 4 vs. Brown (12-29-18)

Three-Point Field Goals

Career

Three-Point FG Attempted

Career

Free Throws

Career 2 vs. Arkansas-Pine Bluff (11-6-18)

Free Throws Attempted

Career 3 vs. CS Dominguez Hills (12-12-18)

Steals

Career

Blocked Shots

Career

Minutes Played

Career 10 vs. CS Dominguez Hills (12-12-18)



35 • JOEL MENSAH

FORWARD • 6-10 • 215 • FRESHMAN - HS
ACCRA, GHANA (JSERRA CATHOLIC HIGH (CALIF.))

Big Notes

- Has played the 24th most minutes (39) in the country this season without a turnover.

Quick Hits

- Pronounced men-ZAH.
- No relation to fellow freshman Nathan Mensah.
- Averaged 15.9 points, 8.8 rebounds, 1.2 steals and 1.4 blocked shots in his final season at JSerra High.
- Was a four-star player, ranking No. 29 among all centers nationally, according to ESPN.

Season Highlights

- Has yet to commit a turnover in 39 minutes this season.
- Has played in seven of the team's 13 games.
- Played his first career game in the opener vs. Arkansas-Pine Bluff, scoring two points on a pair of free-throws in four minutes.
- Registered four points and two rebounds vs. Texas Southern.
- Had two points and a career-high three rebounds in six minutes vs. Jackson State.

2018-19 GAME-BY-GAME STATISTICS

Opponent	GS	FG	3FG	FT	O-D-R	PF	TP	A	TO	B	S	MP
Arkansas-Pine Bluff	0-2	0-0	2-2	0-0-0	1	2	0	0	0	0	0	4
Texas Southern	2-3	0-0	0-0	1-1-2	0	4	0	0	0	0	0	6
vs. Duke	0-2	0-0	0-0	0-0-0	0	0	0	0	0	0	0	4
vs. Xavier	Did Not Play-CD											
vs. Iowa State	0-1	0-0	1-2	0-0-0	0	1	0	0	0	0	0	3
Jackson State	1-2	0-0	0-0	0-3-3	0	2	0	0	0	0	0	6
at Illinois State	Did Not Play-CD											
San Diego	Did Not Play-CD											
at California	Did Not Play-CD											
Cal State Dominguez Hills	0-3	0-0	1-3	2-0-2	0	1	0	0	0	0	0	10
Brigham Young	Did Not Play-CD											
Brown	0-4	0-0	0-0	0-0-0	1	0	0	0	0	0	0	6
CSUN	Did Not Play-CD											
at Boise State												
Wyoming												
at Air Force												
New Mexico												
at Fresno State												
UNLV												
Air Force												
at San Jose State												
at New Mexico												
Utah State												
at Colorado State												
Boise State												
Nevada												
at UNLV												
at Utah State												
San Jose State												
Fresno State												
at Nevada												

MISCELLANEOUS STATS / SAN DIEGO STATE RECORD

Category	2018-19 Season	
	Games	SDSU W/L
Double-Figure Scoring	0	0-0
Led SDSU in Scoring	0	0-0
Led SDSU in Rebounding	0	0-0
Led SDSU in Assists	0	0-0
One Turnover or Less	7	4-3
Consecutive Games	Current	Long
Consecutive Games Played	0	3
Scoring A Point	0	3
One Turnover or Less	7	7

► J. MENSAH CAREER STATISTICS

Year	G-GS	Min.-Avg.	FG-FGA	Pct.	3P-3PA	Pct.	FT-FTA	Pct.	OR	DR	Reb	Avg.	PF-D	AT	TO	BS	ST	Pts	Avg.
18-19	7-0	39-5.6	3-17	.176	0-0	.000	4-7	.571	3	4	7	1.0	2-0	0	0	0	0	10	1.4

SEASON / CAREER HIGHS

Points

Season 19 at California (12-8-18)
Career 30 at Nevada (1-4-17)

Rebounds

Season 6 at California (12-8-18)
Career 7 vs. San José State (1-10-17)

Assists

Season 5 vs. CS Dominguez Hills (12-12-18)
Career 9 vs. Savannah State (11-28-16)

Field Goals

Season 7 at California (12-8-18)
7 at Illinois State (12-1-18)
Career 12 at Nevada (1-4-17)

Field Goals Attempted

Season 13 at Illinois State (12-1-18)
Career 25 at Nevada (1-4-17)

Three-Point Field Goals

Season 5 at California (12-8-18)
Career 7 at Grand Canyon (12-7-16)

Three-Point FG Attempted

Season 6 at California (12-8-18)
Career 12 at Nevada (1-4-17)

Free Throws

Season 5 vs. Brigham Young (12-22-18)
Career 10 vs. New Mexico (2-6-16)

Free Throws Attempted

Season 6 vs. Brigham Young (12-22-18)
6 vs. Jackson State (11-27-18)
Career 10 vs. New Mexico (2-6-16)

Steals

Season 3 vs. Brigham Young (12-22-18)
3 at Illinois State (12-1-18)
3 vs. Arkansas-Pine Bluff (11-6-18)
Career 4 at Wyoming (2-24-16)

Blocked Shots

Season 1 vs. Brown (12-29-18)
1 vs. Brigham Young (12-22-18)
1 at Illinois State (12-1-18)
1 vs. Arkansas-Pine Bluff (11-6-18)
Career 2 vs. Fresno State (3-8-18)
2 vs. San José State (1-10-17)
2 vs. California (11-21-16)
2 vs. Wyoming (12-30-15)
2 at Utah (11-16-15)

Minutes Played

Season 39 at Illinois State (12-1-18)
Career 39 at Illinois State (12-1-18)



42 • JEREMY HEMSLEY

GUARD • 6-3 • 195 • SENIOR - 3L
RANCHO CUCAMONGA, CALIF. (DAMIEN HIGH)

San Diego State Career Rankings

- 8th in three-point field goal attempts (383), 9th in three-point field goals (134), 11th in field goal attempts (987), 15th in field goals (419), 15th in minutes played (3,027), 15th in games played (114), 16th in free-throw attempts (361), 16th in points (13th in DI history) (1,218), 18th in games started (76), 19th in free throws (246), 21st in assists (229)

Quick Hits

- Became the 32nd member of the school's 1,000-point club at UNLV (1-27-18).
- Is 81 for his last 183 from the field (44.3 percent) over his last 28 games.
- SDSU is 19-3 when he has at least four assists, 16-7 when he scores at least 15 points and 37-15 when he commits one turnover or less.
- Was 3-for-3 from three-point range at Colorado State (1-2-18), it was just the 19th time in the last 20 seasons that an Aztec player was perfect from beyond the arc (min: 3FGA) and the first time since Matt Shrigley on March 21, 2016.

Season Highlights

- Has reached double figures in scoring in eight of the team's 13 games.
- Has multiple assists in eight of the 13 games this season.
- Made 11 straight free-throw attempts over a period of four games from Nov. 14 (Texas Southern) to Nov. 21 (Iowa State).
- Had 14 points, three assists and three steals in a start in the opener against Arkansas-Pine Bluff, making 5 of 9 field goals.
- Was 10-for-10 from the free-throw line at the Maui Jim Maui Invitational, averaging 8.7 points per game... Had 12 points and a season-high four rebounds vs. No. 1/1 Duke.
- Recorded 17 points to go along with five rebounds, three assists and three steals at Illinois State, making 7 of 13 field goal attempts.
- Had a season-high 19 points with six rebounds at California, going 5-for-6 from three-point range and 7-for-11 from the floor ... The 5 three-point field goals were a season high.
- Had 12 of his 14 points in the first half against Brigham Young, while adding five rebounds and four assists.
- Recorded 13 points against CSUN, thanks to a 3-for-4 outing from three-point range.

2018-19 GAME-BY-GAME STATISTICS

Opponent	GS	FG	3FG	FT	O-D-R	PF	TP	A	TO	B	S	MP
Arkansas-Pine Bluff	*	5-9	2-5	2-4	0-1-1	1	14	3	1	1	3	28
Texas Southern	*	4-7	1-2	1-2	0-2-2	1	10	2	1	0	1	29
vs. Duke	*	4-11	0-4	4-4	0-4-4	2	12	0	3	0	1	28
vs. Xavier	*	1-5	0-1	2-2	0-1-1	1	4	4	2	0	0	35
vs. Iowa State	*	3-7	0-0	4-4	0-1-1	2	10	2	1	0	1	31
Jackson State	*	2-6	1-2	4-6	1-2-3	3	9	3	2	0	1	22
at Illinois State	*	7-13	2-5	1-3	2-3-5	4	17	3	5	1	3	39
San Diego	*	2-8	0-1	2-3	0-3-3	2	6	0	2	0	1	35
at California	*	7-11	5-6	0-0	3-3-6	2	19	1	2	0	1	37
Cal State Dominguez Hills	*	1-4	0-1	1-4	1-2-3	1	3	5	1	0	0	20
Brigham Young	*	4-9	1-3	5-6	1-4-5	2	14	4	4	1	3	36
Brown	*	0-4	0-2	0-0	0-2-2	2	0	1	1	1	0	29
CSUN	*	5-11	3-4	0-0	1-1-2	1	13	0	3	0	0	29
at Boise State												
Wyoming												
at Air Force												
New Mexico												
at Fresno State												
UNLV												
Air Force												
at San Jose State												
at New Mexico												
Utah State												
at Colorado State												
Boise State												
Nevada												
at UNLV												
at Utah State												
San Jose State												
Fresno State												
at Nevada												

MISCELLANEOUS STATS / SAN DIEGO STATE RECORD

Category	2018-19 Season		Career Games	Career SDSU W/L
	Games	SDSU W/L		
Double-Figure Scoring	7	4-3	64	43-21
Double-Figure Assists	0	0-0	0	0-0
Double-Doubles	0	0-0	0	0-0
Led SDSU in Scoring	0	0-0	27	16-11
Led SDSU in Rebounding	1	0-1	1	0-1
Led SDSU in Assists	1	0-1	32	21-11
15+ Point Games	2	1-1	23	16-7
5+ Assist Games	1	1-0	13	12-1
One Turnover or Less	4	2-2	51	36-15
Consecutive Games	Current	Long		
Double-Figure Scoring	1	8		
With At Least 1 Assist	0	11		
Played 30 or More Minutes	0	4		

► HEMSLEY CAREER STATISTICS

Year	G-GS	Min.-Avg.	FG-FGA	Pct.	3P-3PA	Pct.	FT-FTA	Pct.	OR	DR	Reb	Avg.	PF-D	AT	TO	BS	ST	Pts	Avg.
15-16	37-25	1,014-27.4	147-342	.430	42-118	.356	107-141	.759	19	70	89	2.4	82-3	68	71	12	27	443	12.0
16-17	32-31	917-28.7	146-352	.415	56-150	.373	64-102	.627	16	62	78	2.4	67-1	66	64	9	20	412	12.9
17-18	32-7	698-21.8	81-188	.431	21-79	.266	49-80	.613	6	49	55	1.7	58-0	67	55	5	21	232	7.3
18-19	13-13	398-30.6	45-105	.429	15-36	.417	26-38	.684	9	29	38	2.9	24-0	28	28	4	15	131	10.1
Totals	114-76	3,027-26.6	419-987	.425	134-383	.350	246-361	.681	50	210	260	2.3	231-4	229	218	30	83	1,218	10.7



Game 1

San Diego State 76
Arkansas-Pine Bluff 60

Nov. 6, 2018 ♦ San Diego, Calif.
Viejas Arena ♦ Att.: 11,077

SAN DIEGO - Senior guard Devin Watson connected on a career-high six three-point field goals and had a team-high 20 points as San Diego State opened its 2018-19 campaign with a 76-60 victory over Arkansas-Pine Bluff at Viejas Arena.

It was the sixth straight season-opening win for SDSU and the Aztecs have now won 14 consecutive home openers (regardless of the game being a season opener).

San Diego State led 39-36 with 17:38 to play when the Aztecs went on a 15-2 run to open up a comfortable 16-point lead. Senior guard Jeremy Hemsley had seven points during the spurt and was one of three Aztecs (Jordan Schakel and Watson) to connect on a trey during the decisive run.

The lead grew to 23 points (following a 30-10 run) before the Aztecs settled for the 16-point final margin.

San Diego State's trademark stellar defense on full display, limited Arkansas-Pine Bluff to 35.7 percent field goal shooting and forced the Golden Lions into 18 turnovers.

Watson recorded his fifth game with the Aztecs with at least 20 points, a figure he has reached 24 times in his career. His six treys are the fourth most by an Aztec player in Viejas Arena history.

Hemsley added 14 points, three assists and three steals. Sophomore forward Jalen McDaniels narrowly missed a double-double with 15 points and team highs with nine rebounds and five assists. Sophomore forward Matt Mitchell rounded out four Aztec players in double figures with 10 points and five rebounds.

McDaniels became just the fourth Aztec player in the last 22 seasons to record at least 15 points, nine rebounds, five assists and three steals in a game, joining Jamaal Franklin, Kawhi Leonard and Chase Tapley.

Ark.-Pine Bluff	FG	3FG	FT	R	F	TP	A	TO	B	S	MP
Banyard	* 3-4	2-3	3-4	5	4	11	0	1	1	3	23
Banks	* 0-1	0-0	0-0	3	2	0	0	1	0	0	13
Robertson	* 0-1	0-0	0-0	1	0	0	1	1	0	0	11
Jackson	* 1-8	0-6	5-5	0	4	7	3	2	1	1	28
McKnight	* 12-26	5-10	0-0	8	1	29	1	6	0	2	39
Whitfield	0-1	0-0	0-0	0	0	0	0	0	0	0	3
Hardy	0-0	0-0	0-0	0	0	0	1	0	0	0	6
Wallace	0-2	0-1	0-0	1	0	0	0	0	0	0	7
Doss	3-11	1-7	4-5	5	3	11	2	0	0	1	29
Posey	0-1	0-1	0-0	1	1	0	1	0	0	1	9
Basse	1-1	0-0	0-0	4	2	0	6	0	0	0	15
Smith	0-0	0-0	0-0	4	3	0	0	1	0	1	17
Team				5							
Totals	20-56	8-28	12-14	37	22	60	9	18	2	9	200

SDSU	FG	3FG	FT	R	F	TP	A	TO	B	S	MP
McDaniels	* 5-11	1-2	4-6	9	3	15	5	1	0	3	27
Mitchell	* 3-9	2-5	2-2	5	1	10	4	4	0	1	29
Watson	* 7-12	6-10	0-0	4	1	20	3	3	0	1	38
Schakel	* 1-6	1-4	4-4	5	1	7	2	1	0	1	28
Hemsley	* 5-9	2-5	2-4	1	1	14	3	1	1	3	28
Seiko	1-2	0-1	0-0	0	0	2	0	0	0	0	11
Arop	0-0	0-0	0-0	2	1	0	0	0	0	0	9
Sohikish	0-0	0-0	0-0	0	0	0	0	0	0	0	2
Narain	2-3	0-0	0-0	3	4	4	1	2	0	0	11
Mensah, N.	0-2	0-0	204	3	1	2	0	0	1	0	13
Mensah, J.	0-2	0-0	2-2	0	1	2	0	0	0	0	4
Team				3							
Totals	24-56	12-27	16-22	35	14	76	18	12	2	9	200

Halftime: San Diego State 36, Arkansas-Pine Bluff 29. **FG%:** San Diego State 42.9, Arkansas-Pine Bluff 35.7. **3FG%:** San Diego State 44.4, Arkansas-Pine Bluff 28.6. **FT%:** San Diego State 72.7, Arkansas-Pine Bluff 85.7. **Officials:** Michael Irving, Bill Vinovich, Steve Olson. **Technical:** Jalen McDaniels (San Diego State).



Game 2

San Diego State 103
Texas Southern 64

Nov. 14, 2018 ♦ San Diego, Calif.
Viejas Arena ♦ Att.: 10,507

SAN DIEGO - Six San Diego State players scored in double figures, including all five starters, as the Aztecs never trailed and cruised to a 103-64 victory over Texas Southern.

San Diego State, which improved to 2-0 for the first time in four seasons, received a game-high 21 points from Matt Mitchell. The sophomore also added five rebounds and three assists.

Classmate Jordan Schakel had a career-high 16 points on 3-of-3 three-point field goal shooting and 7-of-7 from the charity stripe, and had seven rebounds.

Sophomore Jalen McDaniels added 14 points and a game-high nine rebounds, while Devin Watson poured in 14 points and had eight assists for SDSU. Senior Jeremy Hemsley scored 10 points and freshman Nathan Mensah came off the bench to score 11 points and pull down five rebounds.

San Diego State scored the first eight points of the game and led by as many as 41 points in claiming the team's eighth straight home win.

The Aztecs produced its highest point total in nearly five years (118 vs. Saint Katherine College, Dec. 27, 2013) connected on 52.3 percent from the field and was 27-of-36 from the free throw line.

Meanwhile, SDSU limited the Tigers to 33.3 percent field goal shooting and forced 14 turnovers on the evening.

San Diego State won for the 68th straight time when shooting at least 50 percent from the field and has won 71 consecutive contests when shooting 50 percent and committing 13 or fewer turnovers.

Texas Southern	FG	3FG	FT	R	F	TP	A	TO	B	S	MP
Butler	* 1-5	0-2	0-1	1	1	2	2	3	0	0	22
Combs	* 7-12	0-1	1-2	9	3	15	0	2	0	0	32
Reed	* 3-11	1-3	0-0	6	5	7	0	3	0	0	14
Patterson	* 2-8	1-4	0-0	4	2	5	4	2	0	0	17
McClelland	* 1-5	0-2	1-2	2	2	3	2	0	0	1	27
Bruce	4-13	2-7	5-6	1	4	15	2	0	0	3	29
Jones	2-6	0-3	2-2	2	2	6	0	0	0	0	11
Hopkins	1-5	0-0	1-3	4	4	3	0	3	0	1	25
Armstrong	3-6	1-4	0-0	0	2	7	3	0	0	2	11
Lumpkin	0-0	0-0	0-0	1	0	0	1	0	0	0	3
Dobbins	0-1	0-0	1-2	2	2	1	0	1	0	0	9
Team				4							
Totals	24-72	5-26	11-18	36	27	64	14	14	0	7	200

SDSU	FG	3FG	FT	R	F	TP	A	TO	B	S	MP
McDaniels	* 5-12	1-2	3-4	9	4	14	1	3	0	3	23
Mitchell	* 7-14	1-5	6-9	5	1	21	3	1	0	1	32
Watson	* 5-12	1-4	3-4	2	1	14	8	3	0	0	22
Schakel	* 3-4	3-3	7-7	7	3	16	0	0	1	1	25
Hemsley	* 4-7	1-2	1-2	2	1	10	2	1	0	1	29
Seiko	0-2	0-0	0-0	1	2	0	1	1	0	0	10
Arop	1-1	0-0	0-0	4	5	2	0	3	0	0	14
Sohikish	0-2	0-1	0-0	0	0	0	0	0	0	0	3
Chang	1-1	1-1	0-0	1	0	3	0	0	0	0	3
Narain	3-3	0-0	2-4	5	1	8	1	0	1	0	13
Mensah, N.	3-4	0-0	5-6	5	2	11	2	1	2	1	20
Mensah, J.	2-3	0-0	0-0	2	0	4	0	0	0	0	6
Team				5							
Totals	34-65	8-18	27-36	48	20	103	18	13	4	7	200

Halftime: San Diego State 49, Texas Southern 28. **FG%:** San Diego State 52.3, Texas Southern 33.3. **3FG%:** San Diego State 44.4, Texas Southern 19.2. **FT%:** San Diego State 75.0, Texas Southern 61.1. **Officials:** Rick Batsell, Shawn Lehigh, Jimmy Casas. **Technical:** Trayvon Reed (Texas Southern).



Game 3

No. 1/1 Duke 90
San Diego State 64

Nov. 19, 2018 ♦ Lahaina, Hawaii
Lahaina Civic Center ♦ Att.: 2,400

LAHAINA, Hawaii - Duke made five of its first seven attempts from beyond the arc to build a 13-point advantage in the opening 10 minutes of the game and the top-ranked Blue Devils defeated San Diego State, 90-64, in the opening day of the Maui Jim Maui Invitational.

San Diego State held Duke without an opening possession and quickly got a transition follow basket from sophomore Matt Mitchell to put the Aztecs on top, 2-0. It was the only lead of the day for SDSU.

The Blue Devils feature one of the nation's most dangerous lineups and on this day that fearsome unit made nine first-half three-point field goals to build a 49-32 halftime advantage.

Senior Jeremy Hemsley and sophomore Jalen McDaniels made consecutive lay ups early in the second half to cut the deficit to 13, but the Aztecs were not able to draw any closer.

Despite the loss, there were plenty of positive takeaways for SDSU. The Aztecs made 27 trips to the line and drew 25 fouls on the Blue Devils. McDaniels and Mitchell tied for team-high honors by drawing five fouls apiece.

San Diego State was led by senior guard Devin Watson's 15 points. Hemsley added 12 points and McDaniels and Mitchell each chipped in with 11 points apiece.

Duke was led R.J. Barrett who had 20 points and five assists. The Aztecs held Zion Williams, a projected NBA lottery pick, to 13 points on 5-of-11 attempts from the line.

The game marked just the fourth all-time matchup for the Aztecs against the nation's top ranked team. On two occasions, the opponent has been the Blue Devils.

Duke	FG	3FG	FT	R	F	TP	A	TO	B	S	MP
Williamson	* 5-11	1-3	2-3	6	2	13	1	2	1	5	18
Reddish	* 6-10	2-5	2-3	2	3	16	2	2	0	1	21
Barrett	* 5-14	3-6	7-9	4	4	20	5	1	0	0	25
Bolden	* 1-1	0-0	2-4	4	3	4	0	0	1	0	16
Jones	* 6-7	2-2	0-3	1	1	14	2	2	0	1	23
Goldwire	0-3	0-2	1-2	0	1	1	0	1	0	0	16
O'Connell	2-3	0-1	0-0	4	0	4	0	3	0	0	17
Vrankovic	0-0	0-0	2-4	4	3	2	1	1	0	0	2
Robinson	1-2	0-1	0-0	2	1	2	0	1	1	0	8
DeLaurier	0-1	0-1	2-2	6	5	2	0	0	0	0	11
White	3-5	2-4	4-4	8	1	12	1	2	1	0	29
Buckmire	0-0	0-0	0-0	0	0	0	0	0	0	0	3
Besser	0-0	0-0	0-0	0	1	0	0	0	0	0	2
Team				2							
Totals	29-57	10-25	22-34	43	25	90	12	15	4	7	200

SDSU	FG	3FG	FT	R	F	TP	A	TO	B	S	MP
McDaniels	* 3-9	0-0	5-7	5	3	11	3	3	2	0	31
Mitchell	* 3-9	0-4	5-6	3	4	11	0	2	0	1	27
Watson	* 5-8	3-6	2-2	4	3	15	3	3	0	2	34
Schakel	* 1-5	1-4	2-2	4	4	5	1	1	0	0	26
Hemsley	* 4-11	0-4	4-4	4	2	12	0	3	0	1	28
Mensah, N.	0-3	0-0	0-2	2	2	0	1	0	0	0	10
Narain	0-1	0-0	2-2	3	0	0	1	0	1	0	18
Seiko	2-2	2-2	2-4	0	1	8	0	0	0	0	11
Arop	1-3	0-1	0-0	4	1	2	0	0	1	1	8
Chang	0-0	0-0	0-0	0	0	0	0	0	0	0	4
Mensah, J.	0-2	0-0	0-0	0	0	0	0	0	0	0	3
Sohikish	0-0	0-0	0-0	0	0	0	0	0	0	0	1
Team				2							
Totals	19-53	6-21	20-27	30	23	64	8	13	3	7	200

Halftime: Duke



Game 4

San Diego State 79
Xavier 74

Nov. 20, 2018 ♦ Lahaina, Hawaii
Lahaina Civic Center ♦ Att.: 2,400

LAHAINA, Hawaii - San Diego State made one of the most dramatic comebacks in school history, overcoming a 19-point deficit, to defeat Xavier, 79-74, on the second day of the Maui Jim Maui Invitational.

The Aztecs trailed 32-13 with 9:21 to play in the first half against a Musketeers' program that is the defending Big East Conference champions, was a No. 1-seed in the NCAA tournament and finished the campaign 29-6.

SDSU scored the next seven points as part of a 27-5 run to cut the deficit to three points at half.

After allowing the opening basket of the second half, the Aztecs went on a 17-2 run to open up a nine-point advantage. In all, SDSU outscored Xavier, 45-17, over approximately a 20-minute period in the middle of the game.

San Diego State was led by sophomore sensation Jalen McDaniels. McDaniels scored a career-high 26 points on the strength of 9-of-14 shooting, including a career-high three three-point field goals. He added eight rebounds and three blocked shots.

Senior guard Devin Watson tallied 21 points, including four three-point field goals, and added a game-high seven assists. Sophomore guard Jordan Schakel made three three's en route to a 13-point, five-rebound performance.

San Diego State shot 53.8 percent from the field and ran its winning streak to 68 games when shooting at least 50 percent from the floor. Equally impressive was the fact the Aztecs outbounded their bigger Big East opponent, 33-29.

The comeback was the third largest in SDSU recorded history and the largest in Brian Dutcher's tenure as SDSU's head coach.

Xavier raced out to the big lead by making eight of its first 10 and 13 of its first 19 field goal attempts. As if that was not bad enough, the Musketeers converted on five of its first seven attempts from beyond the arc.

Xavier	FG	3FG	FT	R	F	TP	A	TO	B	S	MP
Jones	* 4-6	0-0	0-2	5	4	8	0	1	1	1	15
Marshall	* 2-9	1-5	3-4	6	4	8	5	0	0	1	34
Scruggs	* 5-15	0-5	1-1	6	5	11	2	1	0	3	33
Castlin	* 1-3	1-3	0-0	2	3	2	2	0	1	1	11
Goodin	* 7-11	3-5	3-4	1	2	20	3	1	0	1	37
James	0-0	0-0	0-0	0	0	0	0	0	0	0	3
Weluge	0-2	0-2	0-0	1	0	0	0	2	0	0	14
Hankins	6-8	0-0	3-4	4	1	15	0	1	0	0	25
Harden	3-6	3-5	0-0	0	1	9	0	0	0	0	11
Kennedy	0-0	0-0	0-0	0	1	0	0	0	0	0	16
Team				6				3			
Totals	28-60	8-25	10-15	29	20	74	12	11	1	7	74

SDSU	FG	3FG	FT	R	F	TP	A	TO	B	S	MP
McDaniels	* 9-14	3-5	5-8	8	2	26	1	3	3	0	26
Mitchell	* 3-5	1-3	2-2	1	3	9	1	1	1	0	15
Watson	* 5-14	4-11	7-8	3	1	21	7	3	1	0	39
Schakel	* 5-7	3-5	0-0	5	5	13	1	1	0	0	31
Hemsley	* 1-5	0-1	2-2	1	1	4	4	2	0	0	35
Seiko	0-1	0-1	0-0	1	0	2	0	0	0	0	10
Mensah, N.	1-2	0-0	0-0	3	2	0	1	1	0	1	15
Narain	2-3	0-1	0-0	5	3	4	1	0	1	1	19
Team				4				2			
Totals	26-51	11-27	16-20	33	18	79	17	13	6	2	200

Halftime: Xavier 40, San Diego State 37. **FG%:** San Diego State 51.0, Xavier 46.7. **3FG%:** San Diego State 40.7, Xavier 32.0. **FT%:** San Diego State 80.0, Xavier 66.7. **Officials:** Pat Driscoll, Don Daily, Bernard Clinton. **Technical:** none.



Game 5

Iowa State 87
San Diego State 57

Nov. 21, 2018 ♦ Lahaina, Hawaii
Lahaina Civic Center ♦ Att.: 2,400

LAHAINA, Hawaii - For the third straight day San Diego State ran into a team that opened the game on fire and on this day the Aztecs did not have an answer.

Iowa State made three of its first four three-point field goal attempts of the game, had nine treys at intermission and 14 for the contest in an 87-57 victory over San Diego State in the fifth-place game on the Maui Jim Maui Invitational.

Unlike the previous two games, when San Diego State overcame hot shooting starts to compete for 40 minutes against top-ranked Duke or produce a historic comeback against Xavier the day before, SDSU did not have the legs to mount a comeback on this day.

Iowa State raced out to an 18-6 lead by the first media timeout and the Aztecs clawed back to a 20-16 deficit with 12:45 to play in the first half. The Cyclones then used a 12-2 run to open the lead up and SDSU got no closer than nine points the rest of the way.

Sophomore forward Matt Mitchell scored a team-high 14 points and added six rebounds. Sophomore forward Jalen McDaniels, who was limited to 27 minutes due to foul trouble, had 10 points and seven boards. Senior guard Jeremy Hemsley added 10 points on the day.

Iowa State was paced by Marial Shayok, who tallied 21 points on 8-of-12 shooting. Michael Jacobson added 19 points and eight rebounds, while Terrence Lewis came off the bench to score 16 points in 21 minutes of action.

SDSU	FG	3FG	FT	R	F	TP	A	TO	B	S	MP
McDaniels	* 5-14	0-3	0-1	7	4	10	1	1	0	0	27
Mitchell	* 3-7	2-4	6-6	6	2	14	0	1	0	1	28
Watson	* 3-11	2-6	0-0	2	0	8	1	2	0	0	31
Schakel	* 3-6	2-5	0-0	1	4	8	2	1	0	0	22
Hemsley	* 3-7	0-0	4-4	1	2	10	2	1	0	1	31
Narain	0-1	0-0	0-0	3	2	0	1	3	1	0	16
Mensah, N.	0-0	0-0	1-2	5	1	1	1	1	0	1	14
Arop	0-1	0-0	0-0	1	1	0	1	0	0	0	8
Chang	0-1	0-1	0-0	0	0	0	0	0	0	0	3
Seiko	1-2	1-2	2-2	0	1	5	0	1	0	0	16
Mensah, J.	0-1	0-0	1-2	0	0	1	0	0	0	0	3
Team				1							
Totals	18-51	7-21	14-17	27	17	57	9	11	2	2	200

Iowa State	FG	3FG	FT	R	F	TP	A	TO	B	S	MP
Jacobson	* 5-9	0-1	9-9	8	2	19	2	1	0	0	30
Weiler-Babb	* 3-9	3-7	0-0	7	1	9	6	0	0	1	34
Shayok	* 8-12	4-6	1-1	3	2	21	0	1	0	1	28
Horton-Tucker	* 1-11	0-4	2-3	7	1	4	5	0	0	2	30
Haliburton	* 3-7	3-7	0-0	8	3	9	1	1	2	2	38
Lewis	5-7	2-4	4-4	1	0	16	1	0	0	0	11
Griffin	1-2	1-2	1-3	1	1	4	0	0	0	1	6
Condit	1-1	0-0	0-0	2	4	2	0	1	0	0	11
Steyer	1-1	1-1	0-0	2	1	3	2	0	0	0	2
Team				2				2			
Totals	28-59	14-32	17-20	41	15	87	17	6	2	7	200

Halftime: Iowa State 46, San Diego State 32. **FG%:** Iowa State 47.5, San Diego State 35.3. **3FG%:** Iowa State 43.8, San Diego State 33.3. **FT%:** Iowa State 85.0, San Diego State 82.4. **Officials:** Eric Curry, Tom Kelly, Brian Dorsey. **Technical:** none.



Game 6

San Diego State 87
Jackson State 44

Nov. 27, 2018 ♦ San Diego, Calif.
Viejas Arena ♦ Att.: 10,453

SAN DIEGO - San Diego State dominated both ends of the court from the opening tip and recorded its widest margin of victory against a Division I opponent in 32 years as the Aztecs defeated Jackson State, 87-44.

The Aztecs, coming off a 30-point loss six days earlier, scored the first 11 points of the game, raced to a 24-5 advantage and built a 49-21 halftime lead.

Five San Diego State players scored in double figures, led by sophomores Matt Mitchell and Jordan Schakel. Mitchell had 15 points to go along with six rebounds and three assists and Schakel had 15 points and four steals.

Classmate Jalen McDaniels had 14 points and junior forward Nolan Narain came off the bench to add 11 points and four rebounds.

Offensively, San Diego State was efficient, connecting on 50.9 percent of its field goal attempts, including 57.6 percent of its two-point field goal attempts. The Aztecs had 20 assists on 29 field goal attempts.

San Diego State has now won 70 consecutive games when shooting 50 percent or better from the floor.

Defensively, the Aztecs limited Jackson State to 25.9 percent from the field, the lowest mark for an SDSU opponent in the Brian Dutcher era. This was just the 33rd time this season that a Division I opponent was held to less than 30 percent field goal shooting and was forced into more than 20 turnovers (23).

With the victory, San Diego State has followed each of its last four defeats with a victory in the next game.

Jackson State	FG	3FG	FT	R	F	TP	A	TO	B	S	MP
Johnson	* 0-5	0-0	0-0	2	4	0	1	1	1	0	17
McKinnis	* 0-2	0-0	0-0	1	1	0	0	1	2	0	17
Walls	* 2-9	0-3	2-4	3	2	6	0	5	0	4	28
Howell	* 3-10	0-2	3-4	5	2	9	3	3	1	2	27
Bozeman	* 2-6	2-4	3-4	4	2	9	0	3	0	1	24
Berry	0-1	0-1	0-0	0	0	0	0	0	0	0	5
Shelton	0-3	0-3	0-0	1	0	0	0	0	0	0	6
Walker	0-1	0-0	2-2	0	0	2	1	4	0	0	5
Howard	3-8	1-4	0-0	6	3	7	1	1	0	0	25
Brown	2-6	0-2	0-0	0	4	4	3	3	0	1	18
Love	1-2	1-1	0-0	1	2	3	0	1	1	0	8
Spencer	2-4	0-0	0-0	5	3	4	0	0	0	1	19
Clopton	0-1	0-0	0-0	0	0	0	1	0	0	0	1
Team				1							
Totals	15-58	4-20	10-14	29	23	44	9	23	5	9	200

SDSU	FG	3FG	FT	R	F	TP	A	TO	B	S	MP
McDaniels	* 6-10	0-2	2-2	3	2	14	4	7	0	1	26
Mitchell	* 5-10	3-6	2-2	6	0	15	3	1	1	1	25
Watson	* 4-11	2-7	0-0	3	1	10	4	2	0	2	33
Schakel	* 5-6	2-3	3-4	2	3	15	1	1	0	4	26
Hemsley	* 2-6	1-2	4-6	3	3	9	3	2	0	1	22
Seiko	0-0	0-0	3-4	3	1	3	1	1	0	3	15
Arop	0-1	0-1	0-0	4	1	0	2	1	1	0	13
Sahikish	0-0	0-0	0-0	0	0	0	1	1	0	0	3
Chang	1-2	1-2	0-0	0	0	0	3	1	1	2	0
Narain	3-4	1-1	4-4	4	2	11	0	1	0	1	15
Mensah, N.	2-5	0-0	1-3	11	2	5	0	1	1	0	14
Mensah, J.	1-2	0-0	0-0	3	0	2	0	0	0	0	6
Team				2				2			
Totals	29-57	10-24	19-25	44	16	87	20	21	5	13	200

Halftime: San Diego State 49, Jackson State 21. **FG%:** San Diego State 50.9, Jackson State 25.9. **3FG%:** San Diego State 41.7, Jackson State 20.0. **FT%:** San Diego State 76.0, Jackson State 71.4. **Officials:** Kipp Kissinger, Brad Ferrie, Marques Pettigrew. **Technical:** San Diego State Bench.



Game 7

San Diego State 75
Illinois State 65

Dec. 1, 2018 ♦ Normal, Ill.
Redbird Arena ♦ Att.: 6,245

NORMAL, Ill. - San Diego State received strong play from its starting senior backcourt and used a relentless team effort on the glass and on the defensive end to pick up a road win at Illinois State, 75-65.

The game was part of the eighth annual Mountain West - Missouri Valley Challenge and the SDSU victory helped the Mountain West salvage a tie in the 10-games played between the teams this season.

The Aztecs snapped the Redbirds 10-game homecourt winning streak thanks in part to Devin Watson's season-high 23 points and game-high seven assists and classmate Jeremy Hemsley timely shooting en route to 17 points and five rebounds.

Possibly overlooked was another outstanding performance by sophomore Jalen McDaniels who reached double figures for a personal-best eighth straight game. McDaniels recorded his 10th career double-double with 12 points and a personal-high 15 rebounds.

The Aztecs had their best rebounding game of the season, with a 47-36 rebound advantage in the contest. It marked the second straight game in which the Aztecs enjoyed a double-digit advantage on the glass after being outrebounded in three of the first five contests of the season. The -11 rebound margin marked the worst of the season for the Redbirds.

SDSU limited Illinois State to 31.0 percent field goal shooting, its lowest percentage in nearly 21 months, since No. 21 Wichita State limited the Redbirds to 29.3 percent on March 5, 2017.

San Diego State led for 37:20 of the contest, including the entire second half. The Aztecs were never really in danger in the second half, but when Illinois State cut the deficit to 55-49 with 11:37 to play, the Aztecs responding with an 8-0 run. Hemsley converted on a basket and followed it with a try on the next possession and Watson made a three-pointer of his own to push the lead back to 14 points.

SDSU	FG	3FG	FT	R	F	TP	A	TO	B	S	MP
Watson	* 7-14	3-7	6-9	3	1	23	7	4	0	0	38
McDaniels	* 6-14	0-2	0-1	15	3	12	2	1	0	1	39
Mitchell	* 3-9	0-4	3-7	2	4	9	1	2	0	1	20
Schakel	* 1-3	1-2	0-0	7	5	3	0	0	0	0	25
Hemsley	* 7-13	2-5	1-3	5	4	17	3	5	1	3	39
Seiko	0-0	0-0	0-0	0	2	0	0	0	0	0	4
Arop	2-4	0-0	3-4	4	1	7	0	1	0	0	12
Mensah, N.	1-3	0-0	2-2	10	4	4	0	1	1	1	23
Team				1							
Totals	27-60	6-20	15-26	47	24	75	13	14	2	6	200

Illinois State	FG	3FG	FT	R	F	TP	A	TO	B	S	MP
Copeland	* 4-13	1-6	0-0	3	2	9	2	0	0	0	25
Evans	* 1-8	0-3	0-0	3	4	2	1	2	0	0	29
Fayne	* 2-8	0-0	12-15	3	5	16	1	0	0	1	31
Tinsley	* 2-7	0-5	2-2	6	2	6	1	0	1	3	27
Yarbrough	* 4-12	0-2	8-12	13	3	16	2	6	0	0	33
Gossman	0-1	0-1	0-0	0	1	0	0	1	0	1	9
Jefferson	4-7	4-7	2-2	1	3	14	1	2	0	0	32
Idowu	1-2	0-0	0-0	3	2	2	0	0	0	0	14
Team				4							
Totals	18-58	5-24	24-31	36	22	65	8	11	1	5	200

Halftime: San Diego State 37, Illinois State 32. **FG%:** San Diego State 45.0, Illinois State 31.0. **3FG%:** San Diego State 30.0, Illinois State 20.8. **FT%:** Illinois State 77.4, San Diego State 57.7. **Officials:** Eric Curry, Randy Heimerman, Tom O'Neil. **Technical:** Jeremy Hemsley (San Diego State).



Game 8

San Diego 73
San Diego State 61

Dec. 5, 2018 ♦ San Diego, Calif.
Viejas Arena ♦ Att.: 11,082

SAN DIEGO - San Diego connected on seven three-point field goals after intermission and shot 56.0 percent after the break to overcome a halftime deficit and defeat San Diego State, 73-61.

The Toreros snapped the Aztecs 11-game win streak in the series in games played indoors and won enemy ground for the first time since 2000.

The Aztecs played stellar defense in the first half, limiting USD to 35.7 percent field goal shooting and 0-for-11 from beyond the arc. Despite the strong performance on that side of the floor, the Aztecs, which led by as many as nine points, only entered halftime with a seven-point lead.

San Diego used a 16-5 run to open the second half to build a four-point advantage. The Aztecs took their final lead of the evening on a pair of free throws by sophomore Jordan Schakel with 10:57 to play.

USD responded with a 10-0 run to take an eight-point advantage with 7:23 to play.

The Aztecs made a final push, cutting the deficit to four points on a Devin Watson basket with 3:04 to play, but USD drew a foul late in the shot clock, converted two free throws and SDSU could draw no closer.

San Diego State was led by Watson, who tallied a game-high 22 points and added three assists. Sophomore Matt Mitchell added 13 points, four rebounds and three assists for SDSU. McDaniels reached double-figures for a career-high ninth straight game with 12 points.

USD, who had six different players make a three-point basket in the game, was led by Isaiah Pineiro with 21 points and five rebounds.

San Diego	FG	3FG	FT	R	F	TP	A	TO	B	S	MP
Pineiro	* 7-14	1-3	6-9	5	5	21	2	5	0	0	32
Floresca	* 2-6	1-3	2-2	4	5	7	4	0	0	0	19
Williams	* 3-8	1-6	0-0	3	3	7	4	1	0	0	38
Carter III	* 4-10	2-6	0-1	2	4	10	2	1	1	1	32
Wright	* 5-9	1-3	7-9	4	2	18	2	2	0	3	40
Calcaterra	0-0	0-0	1-2	0	0	1	0	0	0	0	0+
Hylton	0-0	0-0	0-0	1	0	0	0	0	1	0	3
Jonah	0-1	0-0	0-3	4	1	0	0	0	1	0	8
Martinez	0-0	0-0	0-0	0	0	0	0	0	0	0	1
Ferguson	0-0	0-0	0-0	0	0	0	0	0	0	0	2
Sullivan	3-5	1-3	2-4	7	3	9	0	0	2	0	25
Team				2							
Totals	24-53	7-24	18-30	32	23	73	14	9	5	4	200

San Diego State	FG	3FG	FT	R	F	TP	A	TO	B	S	MP
McDaniels	* 3-9	0-3	6-8	8	5	12	2	4	0	0	29
Mitchell	* 2-4	1-1	8-10	4	5	13	3	1	0	0	35
Watson	* 9-14	3-6	1-2	2	2	22	3	4	0	0	40
Schakel	* 0-3	0-2	2-2	4	5	2	1	0	0	0	14
Hemsley	* 2-8	0-1	2-3	3	2	6	0	2	0	1	35
Seiko	0-2	0-1	0-0	0	1	0	0	0	0	1	11
Arop	0-2	0-1	0-0	2	1	0	1	1	0	0	16
Narain	0-0	0-0	0-0	0	1	0	0	0	0	0	4
Mensah, N.	2-2	0-0	2-5	3	3	6	0	0	2	0	16
Team				4							
Totals	18-44	4-15	21-30	30	25	61	10	12	2	2	200

Halftime: San Diego State 33, San Diego 26. **FG%:** San Diego 45.3, San Diego State 40.9. **3FG%:** San Diego 29.2, San Diego State 26.7. **FT%:** San Diego State 70.0, San Diego 60.0. **Officials:** Gregory Nixon, Mike Scyphers, Doran Gotschall. **Technical:** Jalen McDaniels (San Diego State).



Game 9

California 89
San Diego State 83

Dec. 8, 2018 ♦ Berkeley, Calif.
Viejas Arena ♦ Att.: 5,268

BERKELEY, Calif. - California converted four of its final five three-point field goal attempts over the final 4:21 of the contest to overcome a late eight-point deficit and defeat San Diego State, 89-83.

The Aztecs led 78-71 with 3:53 to play in the contest, but the Bears outscored the SDSU 18-5 over the final stretch to hand SDSU just its second loss to California in the last six meetings.

The loss was the second in a row for San Diego State, which had responded from its previous four losses with a victory in the following game.

San Diego State produced a tremendous offensive game. The Aztecs posted 83 points, connected on 54.7 percent of its field goals and a remarkable 57.1 percent of its three-point field goals (12-of-21).

This marked just the second time since Dec. 27, 2013 that San Diego State scored at least 83 points, made at least 12 three-point field goals, and shot at least 55.6 percent from the field (other was vs. Colorado State, 1-24-18).

Unfortunately, California enjoyed a big offensive night as well, connecting on 52.7 percent from the floor and making 13 three-point field goals.

The Aztecs were led by sophomore Jalen McDaniels, who had a team-high 20 points and added six rebounds and five assists. Senior guard Jeremy Hemsley was sensational, connecting on 5-of-6 three-point field goals en route to 19 points and six rebounds.

Sophomore Jordan Schakel (14 points) and senior guard Devin Watson (13 points) rounded out the double-figure scoring Aztecs.

SDSU	FG	3FG	FT	R	F	TP	A	TO	B	S	MP
McDaniels	* 7-13	0-1	6-6	6	1	20	5	1	0	1	37
Mitchell	* 3-9	1-4	0-0	4	4	7	3	3	0	0	23
Watson	* 5-11	2-5	1-2	2	3	13	7	3	0	0	36
Schakel	* 4-6	4-5	2-2	2	4	14	1	1	0	0	37
Hemsley	* 7-11	5-6	0-0	6	2	19	1	2	0	1	37
Seiko	0-0	0-0	2-2	1	2	2	0	0	0	0	7
Arop	0-0	0-0	0-0	0	0	0	0	0	0	0	0
Narain	1-1	0-0	0-1	2	1	2	0	1	0	0	11
Mensah, N.	2-2	0-0	2-2	1	0	6	1	0	0	0	12
Team				2							
Totals	29-53	12-21	13-15	26	17	83	18	11	0	2	200

California	FG	3FG	FT	R	F	TP	A	TO	B	S	MP
Sueing	* 6-11	4-6	7-7	4	2	23	1	3	0	0	37
Kelly	* 1-1	0-0	0-0	3	4	2	0	2	0	0	12
Vanover	* 1-4	1-3	0-0	1	0	3	0	0	0	0	12
McNeill	* 4-9	3-7	2-2	1	4	13	3	0	0	0	25
Austin	* 5-9	2-4	3-4	1	1	15	9	0	0	0	37
Harris-Dyson	1-2	0-0	0-0	3	1	2	1	1	0	0	13
Bradley	3-5	1-2	4-4	4	1	11	3	1	0	1	29
Gordon	2-4	1-2	2-3	2	0	7	0	1	0	0	9
Anticevich	6-10	1-4	0-0	6	3	13	1	0	1	0	26
Team				2							
Totals	29-55	13-28	18-20	27	16	89	18	8	1	1	200

Halftime: San Diego State 42, California 41. **FG%:** San Diego State 54.7, California 52.7. **3FG%:** San Diego State 57.1, California 46.4. **FT%:** California 90.0, San Diego State 86.7. **Officials:** Michael Irving, Chris Rastatter, Verne Harris. **Technical:** none.



Game 10

San Diego State 99
CSU Dominguez Hills 46

Dec. 12, 2018 ♦ San Diego, Calif.
Viejas Arena ♦ Att.: 10,283

SAN DIEGO - San Diego State used a 23-0 run in the first half to cruise to a 99-46 victory at Viejas Arena over Division II member Cal State Dominguez Hills.

The 53-point victory was the fifth largest margin of victory in school history and the largest since an 83-point win over St. Katherine College on Dec. 27, 2013.

Four Aztecs scored in double figures led by sophomore forward Matt Mitchell's 20 points. Mitchell connected on 3-of-6 from beyond the arc en route to his fourth career 20-point scoring effort and second of the 2018-19 campaign.

Sophomore forward Jalen McDaniels added 13 points, six rebounds and four assists for San Diego State.

The Aztecs, who were meeting Dominguez Hills for the first time, broke a two-game losing streak.

The game was tied at nine with 13:40 to play in the first half when the Aztecs went on their monster spurt. SDSU got points from eight different players during the 23-0 run - Jordan Schakel 5, Nolan Narain 4, Nathan Mensah 3, Adam Seiko 3, Devin Watson 3, Jeremy Hemsley 2, Matt Mitchell 2 and Jalen McDaniels. Dominguez Hills was held without a point for 7:45 during the SDSU run.

San Diego State dominated every statistical category, including rebounding (53-27), field goal percentage (49.3-30.9), three-point field goal percentage (51.9-12.5), assists (28-10) and turnovers forced (18-10).

CSUDH	FG	3FG	FT	R	F	TP	A	TO	B	S	MP
Chavers	* 4-5	0-0	0-0	1	4	8	0	1	0	0	14
Hatfield	* 0-5	0-5	0-0	4	1	0	2	1	1	0	23
Whitsett	* 2-4	0-0	0-0	3	4	4	0	1	2	0	15
Brown	* 2-10	0-2	1-2	2	1	5	1	1	0	1	23
Morris	* 0-5	0-4	0-0	3	2	0	5	3	0	0	29
Kresl	2-9	1-5	3-4	1	2	8	0	2	0	1	14
Hicks	1-3	0-1	0-0	5	1	2	0	2	0	0	18
Howard	3-5	1-1	4-4	2	2	11	0	4	1	2	24
Garcia	3-8	1-6	0-0	2	1	7	2	0	0	1	21
Cascio	0-1	0-0	0-0	0	0	0	0	0	0	0	3
Obeni	0-0	0-0	1-4	3	4	1	0	0	1	1	16
Team				1					3		
Totals	17-55	3-24	9-14	27	22	46	10	18	5	6	200

SDSU	FG	3FG	FT	R	F	TP	A	TO	B	S	MP
McDaniels	* 5-13	2-3	1-2	6	1	13	4	0	0	0	22
Mitchell	* 8-13	3-6	1-2	4	2	20	2	0	0	0	23
Watson	* 4-9	4-6	0-0	2	0	12	8	1	0	1	25
Schakel	* 3-7	1-4	0-0	7	4	7	2	1	0	0	21
Arop	* 1-4	0-1	1-4	3	1	3	5	1	0	0	20
Seiko	3-4	3-4	4-4	5	1	13	2	1	0	0	23
Arop	4-6	0-0	0-0	3	2	8	0	2	0	0	11
Sohikish	0-0	0-0	2-2	1	4	2	2	0	0	1	7
Chang	1-4	1-3	0-0	3	0	3	1	0	0	0	7
Narain	4-5	0-0	1-2	7	1	9	2	2	1	0	13
Mensah, N.	3-5	0-0	2-3	6	1	8	0	2	1	1	18
Mensah, J.	0-3	0-0	1-3	2	0	1	0	0	0	0	10
Team				4							
Totals	36-73	14-27	13-22	53	17	99	28	10	2	3	200

Halftime: San Diego State 48, CSU Dominguez Hills 16. **FG%:** San Diego State 49.3, CSU Dominguez Hills 30.9. **3FG%:** San Diego State 51.9, CSU Dominguez Hills 12.5. **FT%:** CSU Dominguez Hills 64.3, San Diego State 59.1. **Officials:** Steve Olson, Jim Schipper, Lewis Garrison. **Technicals:** none.



Game 11

San Diego State 90
Brigham Young 81

Dec. 22, 2018 ♦ San Diego, Calif.
Viejas Arena ♦ Att.: 11,321

SAN DIEGO - San Diego State used an 18-3 run early in the first half, built a 20-point first half lead and were never threatened in a 90-81 victory over Brigham Young.

The Aztecs tied a school record by claiming its third consecutive victory in the series and defeated the Cougars in San Diego for the first time since Feb. 23, 2008.

San Diego State posted 90 points on the strength of 52.8 percent shooting from the field, 12 three-point field goals and 22 free throws. The Aztecs had 20 assists on their 28 made field goals.

It marked the second straight game SDSU has scored at least 90 points for the first time since Nov. 30 and Dec. 2, 2000.

Four San Diego State players reached double figures, led by senior guard Devin Watson.

Watson scored 23 points and added eight assists, four rebounds and three steals. The senior got to the free throw line 16 times (making 12) and recorded his fifth 20-point game of the season.

Sophomore Matt Mitchell scored 22 points, on the strength of 9-of-12 shooting from the field. Mitchell was instrumental in getting the Aztecs off to a good start, scoring six of SDSU's first seven points. It marked the 10th time in his career he has scored at least 15 points, with San Diego State posting a 9-1 record in those games.

Senior guard Jeremy Hemsley had 14 points, five rebounds, four assists and three steals, while sophomore Jordan Schakel had 12 points, career-high eight rebounds and two assists.

San Diego State led 10-9 with 16:56 left in the first half before going on an 18-3 run to open up a 16-point advantage. After that, the Aztecs led by at least eight points the final 35:18 of the contest.

Brigham Young	FG	3FG	FT	R	F	TP	A	TO	B	S	MP
Childs	* 3-7	0-2	5-7	6	4	11	2	6	1	0	28
Hardnett	* 5-12	2-6	0-0	1	2	12	0	3	0	0	20
Seljaas	* 0-1	0-1	0-0	1	3	0	1	1	0	0	8
Haws	* 7-13	0-2	4-4	2	2	18	5	1	0	0	32
Harding	* 3-3	2-2	0-0	4	3	8	2	2	0	0	26
Bergersen	2-3	1-1	1-1	2	0	6	2	0	0	0	17
Emery	3-8	1-5	0-0	2	2	7	2	2	0	2	24
Maughan	0-0	0-0	0-0	0	0	0	1	0	0	0	1
Cannon	1-2	1-1	0-0	1	2	3	1	0	0	0	8
Baxter	0-0	0-0	0-0	1	0	0	0	0	0	0	3
Nixon	0-0	0-0	0-0	0	2	0	0	1	0	0	7
Lee	2-2	1-1	0-0	2	2	5	0	0	0	0	5
Worthington	5-7	0-0	1-1	5	2	11	0	1	0	1	21
Team				2					1		
Totals	31-58	8-21	11-13	29	24	81	16	18	1	3	200

SDSU	FG	3FG	FT	R	F	TP	A	TO	B	S	MP
McDaniels	* 2-8	0-3	2-4	2	4	6	3	1	0	1	22
Mitchell	* 9-12	3-4	1-3	2	2	22	2	0	0	0	36
Watson	* 4-11	3-8	12-16	4	0	23	8	2	0	3	37
Schakel	* 4-7	4-6	0-0	8	2	12	2	2	0	1	35
Hemsley	* 4-9	1-3	5-6	5	2	14	4	4	1	3	36
Seiko	0-1	0-1	2-2	1	0	2	0	0	0	0	8
Narain	2-2	1-1	0-1	2	1	5	1	1	0	0	8
Mensah, N.	3-3	0-0	0-0	2	3	6	0	1	1	0	18
Team				2							
Totals	28-53	12-26	22-32	28	14	90	20	11	2	8	200

Halftime: San Diego State 52, Brigham Young 38. **FG%:** Brigham Young 53.4, San Diego State 52.8. **3FG%:** San Diego State 46.2, Brigham Young 38.1. **FT%:** Brigham Young 84.6, San Diego State 68.8. **Officials:** David Hall, Deldra Carr, Steve Olson. **Technicals:** none.



Game 12

Brown 82
San Diego State 61

Dec. 29, 2018 ♦ San Diego, Calif.
Viejas Arena ♦ Att.: 10,821

Desmond Cambridge scored 25 points, including making four 3-point shots in a dizzying first-half barrage that helped carry Brown to an 82-61 victory against San Diego State on Saturday night.

The Bears (9-4) made six 3-pointers overall in a 26-0 run that gave them a 50-22 lead just before halftime.

As the Bears were draining 3s, San Diego State (7-5) went more than eight minutes without scoring. After Aguek Arop made a 3-pointer to pull the Aztecs to 24-20 with 8:32 left before half-time, they didn't score again until Arop had a slam dunk with 29 seconds left to make it 50-22.

SDSU simply had no answer for Brown during the decisive run. After Tamenang Choh made a layup for a 26-20 Brown lead, the Aztecs missed three jumpers on their next possession. Brown's Travis Fuller, who played at La Costa Canyon High in northern San Diego County, rebounded to set up a 3-pointer by Cambridge.

Brown made 3s on its next four possessions, with Cambridge and Okolie alternating shots from behind the arc. Okolie's second 3 made it 41-20. The run continued with nine more points by Brown, with Cambridge hitting another 3 and Okolie making a turn-around jumper and a layup.

Cambridge went down hard after committing his third foul with 14 minutes left and got up favoring his right knee. He came out of the game but later returned.

Jalen McDaniels scored 19 and Arop 11 for SDSU, which was coming off a 90-81 win against Brigham Young.

Brown	FG	3FG	FT	R	F	TP	A	TO	B	S	MP
Howard	* 4-6	2-3	1-2	5	4	11	0	1	0	0	23
Choh	* 7-9	0-0	2-2	6	3	16	6	3	1	0	28
Okolie	* 5-10	3-4	0-1	4	1	13	5	1	0	1	28
Hunsaker	* 1-5	1-4	0-0	4	2	3	2	0	1	2	29
Cambridge	* 9-15	7-11	0-0	4	4	25	2	0	1	2	28
Mitchell	1-1	0-0	0-0	2	2	2	1	0	0	0	12
Fuller	1-1	0-0	0-0	3	2	2	1	2	0	0	11
Anderson	3-8	2-5	1-2	0	2	9	2	3	0	0	21
Mawanda-Kalema	0-2	0-0	0-0	0	0	0	0	0	0	0	2
Franks	0-0	0-0	0-0	1	1	0	0	0	0	0	2
Sullivan	0-0	0-0	0-0	2	3	0	1	1	0	0	6
Shaughnessy	0-0	0-0	0-0	1	0	0	0	1	0	0	3
Shaper	0-1	0-1	1-2	2	0	1	0	0	0	0	2
Gainey	0-0	0-0	0-0	0	0	0	0	0	0	0	2
DeWolf	0-0	0-0	0-0	0	0	0	0	0	0	0	3
Team				2					1		
Totals	31-58	15-28	5-9	36	24	82	21	13	2	5	200

SDSU	FG	3FG	FT	R	F	TP	A	TO	B	S	MP
McDaniels	* 7-14	2-3	3-4	6	2	19	2	3	2	3	32
Mitchell	* 3-8	0-3	2-4	1	2	8	1	3	0	0	27
Watson	* 1-7	0-4	2-4	2	2	4	5	2	0	0	30
Schakel	* 2-5	2-4	3-4	3	1	9	2	1	1	2	28
Hemsley	* 0-4	0-2	0-0	2	2	0	1	1	1	0	29
Arop	3-8	1-1	4-4	5	2	11	0	1	0	1	14
Sohikish	0-0	0-0	0-0	0	0	0	0	0	0	0	6
Chang	0-0	0-0	0-0	1	0	0	0	2	0	0	6
Narain	0-0	0-0	1-2	0	1	1	0	0	1	0	7
Mensah, N.	3-4	0-0	3-4	7	3	9	1	1	2	0	15
Mensah, J.	0-4	0-0	0-0	0	1	0	0	0	0	0	6
Team				5							
Totals	19-54	5-17	18-26	32	16	61	12	14	7	6	200

Halftime: Brown 50, San Diego State 22. **FG%:** Brown 53.4, San Diego State 35.2. **3FG%:** Brown 53.6, San Diego State 29.4. **FT%:** San Diego State 69.2, Brown 55.6. **Officials:** Michael Irving, Nate Harris, John Paul Guerrero. **Technicals:** none.



Game 13

San Diego State 65
CSUN 60

Jan. 1, 2019 ♦ San Diego, Calif.
Viejas Arena ♦ Att.: 9,971

SAN DIEGO - San Diego State overcame a 19-point second half deficit to defeat CSUN, 65-60, at Viejas Arena.

The Aztecs overcame their second 19-point deficit to win for the second time this season. Against the Matadors, the Aztecs trailed 46-27 with 15:12 to play but closed the game on a 38-14 run to win their fourth straight game in the series.

Sophomore forward Jalen McDaniels led the way for the Aztecs, recording his second double-double of the season with team-highs 20 points and 13 rebounds. Senior guard Devin Watson added 14 points (12 in the second half) and six assists, while senior guard Jeremy Hemsley tallied 13 points (10 in the second half).

For the second consecutive game, San Diego State struggled to score in the first half. The Aztecs connected on just 9-of-32 shots in the first half (28.1 percent) and 2-of-15 from three-point range (13.3 percent) prior to intermission. That helped enable CSUN to close the half on a 12-4 run in the final 4:29 of the first half and open a 32-21 halftime advantage.

Entering the game, SDSU had overcome a double-digit half-time deficit to win on three occasions in the last 23 seasons.

The deficit grew to 19 points in the opening minutes of the second half and the Aztecs trailed by 15 with 11:17 to play. SDSU got the deficit to eight points with a 7-0 run, on the strength of a bucket by McDaniels and consecutive field goals by Hemsley (5 points).

CSUN pushed the lead to 10 points but SDSU erased that with a 10-0 run. This time Watson (two treys) and Matt Mitchell (4 points) keyed the run.

CSUN led for the final time, 60-58, with 2:12 to play but SDSU took the lead for good by scoring on consecutive possessions, first on a Hemsley three (1:57) than a driving layup by Watson (1:02) put SDSU up for good.

The 19-point second-half deficit marked the second largest ever overcome by San Diego State in recorded history (since 1996-97).

CSUN	FG	3FG	FT	R	F	TP	A	TO	B	S	MP
Diane	* 9-23	0-1	5-5	14	4	23	0	4	2	3	35
Ou	* 2-4	0-0	4-6	5	2	8	0	0	0	1	35
Gamez	* 4-10	2-7	0-0	2	2	10	2	4	0	0	38
Brown II	* 2-9	1-4	2-3	5	5	7	8	2	0	0	33
Gottfried	* 1-3	0-1	0-0	3	1	2	2	1	0	2	29
Henderson Jr.	3-12	1-7	3-3	6	1	10	1	1	1	1	27
Pearre	0-0	0-0	0-0	1	0	0	0	1	0	0	3
Team				3							
Totals	21-61	4-20	14-17	39	15	60	13	13	3	7	200

SDSU	FG	3FG	FT	R	F	TP	A	TO	B	S	MP
McDaniels	* 9-13	1-2	1-2	13	2	20	2	4	0	2	35
Mitchell	* 2-7	0-2	2-2	5	4	6	2	2	0	2	17
Watson	* 4-15	2-7	4-5	3	1	14	6	1	0	1	32
Schakel	* 1-6	1-6	0-0	4	2	3	3	0	0	1	25
Hemsley	* 5-11	3-4	0-0	2	1	13	0	3	0	0	29
Seiko	2-3	1-2	0-0	1	0	5	1	0	0	1	18
Arop	0-2	0-2	0-0	2	2	0	2	1	2	1	15
Narain	0-2	0-0	0-0	0	1	0	0	0	0	0	5
Mensah, N.	2-3	0-0	0-0	6	1	4	0	0	2	0	24
Team				1							
Totals	25-62	8-25	7-9	37	14	65	16	11	4	8	200

Halftime: CSUN 32, San Diego State 21. **FG%:** San Diego State 40.3, CSUN 34.4. **3FG%:** San Diego State 32.0, CSUN 20.0. **FT%:** CSUN 82.4, San Diego State 77.8. **Officials:** Kipp Kissinger, Deron White, Bill Vinovich. **Technical:** none.

SAN DIEGO STATE SCHEDULE/RESULTS

Record: 8-5 (Home: 6-2, Away: 1-1, Neutral: 1-2)
 Mountain West: 0-0 (Home: 0-0, Away: 0-0)

Date	SDSU NR	Opponent	SDSU Result	W-L	Record	MW	Scorer	San Diego State High		
								Rebounder	Assists	Attendance
Nov. 6	rv/--	ARKANSAS-PINE BLUFF	W 76-60	W1	1-0		Watson - 20	McDaniels - 9	McDaniels - 5	11,077
Nov. 14		TEXAS SOUTHERN	W 103-64	W2	2-0		Mitchell - 21	McDaniels - 9	Watson - 8	10,507
Nov. 19		vs. (1/1) Duke # (QF)	L 90-64	L1	2-1		Watson - 15	McDaniels - 5	McDaniels/Watson - 3	2,400 (c)
Nov. 20		vs. Xavier # (C-SF)	W 79-74	W1	3-1		McDaniels - 26	McDaniels - 8	Watson - 7	2,400 (c)
Nov. 21		vs. (rv/rv) Iowa State # (5P)	L 87-57	L1	3-2		Mitchell - 14	McDaniels - 7	Schakel/Hemsley - 2	2,400 (c)
Nov. 27		JACKSON STATE	W 87-44	W1	4-2		Mitchell/Schakel - 15	N. Mensah - 11	McDaniels/Watson - 4	10,453
Dec. 1		at Illinois State S	W 75-65	W2	5-2		Watson - 23	McDaniels - 15	Watson - 7	6,245
Dec. 5		SAN DIEGO	L 73-61	L1	5-3		Watson - 22	McDaniels - 8	Mitchell/Watson - 3	11,082
Dec. 8		at California	L 89-83	L2	5-4		McDaniels - 20	McDaniels/Hemsley - 6	Watson - 7	5,268
Dec. 12		CAL STATE DOMINGUEZ HILLS	W 99-46	W1	6-4		Mitchell - 20	Schakel/Narain - 7	Watson - 8	10,283
Dec. 22		BRIGHAM YOUNG	W 90-81	W2	7-4		Watson - 23	Schakel - 8	Watson - 8	11,321
Dec. 29		BROWN	L 82-61	L1	7-5		McDaniels - 19	N. Mensah - 7	Watson - 5	10,821
Jan. 1		CSUN	W 65-60	W1	8-5		McDaniels - 20	McDaniels - 13	Watson - 6	9,971
Jan. 5		at Boise State*								
Jan. 8		WYOMING*								
Jan. 12		at Air Force*								
Jan. 15		NEW MEXICO*								
Jan. 22		at Fresno State*								
Jan. 26		UNLV*								
Jan. 30		AIR FORCE*								
Feb. 2		at San José State*								
Feb. 5		at New Mexico*								
Feb. 9		UTAH STATE*								
Feb. 12		at Colorado State*								
Feb. 16		BOISE STATE*								
Feb. 20		NEVADA*								
Feb. 23		at UNLV*								
Feb. 26		at Utah State*								
March 2		SAN JOSÉ STATE*								
March 6		FRESNO STATE*								
March 9		at Nevada*								

Caps denotes home game. # - Maui Jim Maui Invitational (Lahaina Civic Center; Lahaina, Hawaii). S - Mountain West-Missouri Valley Challenge. * - Mountain West Game. ` - Mountain West Men's Basketball Championship (Thomas & Mack Center; Las Vegas, Nevada). c - Capacity crowd. SDSU NR - San Diego State national ranking (*Associated Press* and *USA Today* coaches polls at game time). Time to the right of opponent name indicates time remaining on a game-winning shot.

Record/Attendance Summary

	G	W-L	Total	Average	High
Home	8	6-2	85,515	10,689	11,321
Mountain West					
Away	2	1-1	11,513	5,757	6,245
Mountain West					
Neutral	3	1-2	7,200	2,400	2,400
Total	13	8-5	104,228	8,018	11,321
Mountain West					

Win/Loss Margin

	1	2	3	4	5	6	9	10	11	12	13	14	15	16	18	20	21	26	28	30	39	43	53	=<3	=<5	=<10
Win					2		1	1						1							1	1	1			3
Loss						1				1							1	1		1						1

SEASON STATS

Record: 8-5 (Home: 6-2, Away: 1-1, Neutral: 1-2)

No.	Player	GP	GS	Min	Avg	TOTAL			3-PTS			FT	FTA	Pct	REBOUNDS				PF	FO	A	TO	Blk	Stl	Pts	Avg
						FG	FGA	Pct	3FG	FGA	Pct				Off	Def	Tot	Avg								
00	WATSON, Devin	13	13	445	34.2	63	149	.423	35	87	.402	38	52	.731	7	29	36	2.8	16	0	70	33	0	11	199	15.3
05	MCDANIELS, Jalen	13	13	385	29.6	72	154	.468	10	31	.323	38	55	.691	24	73	97	7.5	36	1	35	32	7	15	192	14.8
11	MITCHELL, Matt	13	13	327	25.2	54	116	.466	17	51	.333	40	55	.727	10	38	48	3.7	34	1	25	21	2	8	165	12.7
42	HEMSLEY, Jeremy	13	13	398	30.6	45	105	.429	15	36	.417	26	38	.684	9	29	38	2.9	24	0	28	28	4	15	131	10.1
20	SCHAKEL, Jordan	13	13	343	26.4	33	71	.465	25	53	.472	23	25	.920	13	46	59	4.5	43	3	18	10	2	10	114	8.8
31	MENSAH, Nathan	13	0	212	16.3	22	38	.579	0	0	.000	20	31	.645	25	41	66	5.1	26	0	6	9	15	3	64	4.9
24	NARAIN, Nolan	12	0	137	11.4	17	25	.680	2	3	.667	8	16	.500	15	18	33	2.8	21	0	7	12	5	3	44	3.7
02	SEIKO, Adam	12	0	144	12.0	9	19	.474	7	14	.500	15	18	.833	2	11	13	1.1	11	0	7	4	0	5	40	3.3
03	AROP, Aquek	11	0	121	11.0	11	28	.393	1	6	.167	7	8	.875	12	19	31	2.8	17	1	6	10	4	3	30	2.7
35	MENSAH, Joel	7	0	39	5.6	3	17	.176	0	0	.000	4	7	.571	3	4	7	1.0	2	0	0	0	0	0	10	1.4
23	CHANG, Ed	6	0	28	4.7	3	8	.375	3	7	.429	0	0	.000	0	5	5	0.8	0	0	2	3	2	0	9	1.5
04	SOHIKISH, Michael	6	0	22	3.7	0	2	.000	0	1	.000	2	2	1.000	0	1	1	0.2	4	0	3	1	0	2	2	0.3
TEAM														19	17	36	2.8	1				3				0
SAN DIEGO STATE		13				332	732	.454	115	289	.398	221	307	.720	139	331	470	36.2	235	6	207	166	41	75	1000	76.9
OPPONENTS		13				315	760	.414	104	325	.320	181	249	.727	140	301	441	33.9	278	-	173	177	32	77	915	70.4

SCORE BY PERIODS:	1st	2nd	OT	2OT	Total
SAN DIEGO STATE	490	510			1000
OPPONENTS	448	467			915

Mountain West: 0-0 (Home: 0-0, Away: 0-0)

HOME/AWAY STATS

Home: 6-2

No.	Player	GP	GS	Min	Avg	TOTAL			3-PTS			FT			REBOUNDS				PF	FO	A	TO	Blk	Stl	Pts	Avg		
						FG	FGA	Pct	3FG	FGA	Pct	FT	FTA	Pct	Off	Def	Tot	Avg										
00	WATSON, Devin	8	8	267	33.4	38	91	.418	21	52	.404	22	31	.710	3	19	22	2.8	8	0	45	18	0	8	119	14.9		
11	MITCHELL, Matt	8	8	214	26.8	39	77	.506	13	32	.406	24	34	.706	6	26	32	4.0	17	1	20	12	1	5	115	14.4		
05	MCDANIELS, Jalen	8	8	216	27.0	42	90	.467	7	20	.350	22	32	.688	12	44	56	7.0	23	1	23	23	2	13	113	14.1		
20	SCHAKEL, Jordan	8	8	202	25.3	19	44	.432	14	32	.438	19	21	.905	11	29	40	5.0	21	1	13	6	2	10	71	8.9		
42	HEMSLEY, Jeremy	8	8	228	28.5	23	58	.397	8	20	.400	15	25	.600	4	17	21	2.6	13	0	18	15	3	9	69	8.6		
31	MENSAH, Nathan	8	0	138	17.3	18	28	.643	0	0	.000	15	25	.600	14	29	43	5.4	16	0	3	6	12	2	51	6.4		
24	NARAIN, Nolan	8	0	73	9.1	14	19	.737	2	2	1.000	8	13	.615	12	9	21	2.6	12	0	5	6	3	1	38	4.8		
02	SEIKO, Adam	7	0	96	13.7	6	14	.429	4	9	.444	9	10	.900	1	10	11	1.6	5	0	5	3	0	5	25	3.6		
03	AROP, Aquek	7	0	92	13.1	8	20	.400	1	5	.200	4	4	1.000	8	14	22	3.1	14	1	5	9	3	2	21	3.0		
35	MENSAH, Joel	5	0	32	6.4	3	14	.214	0	0	.000	3	5	.600	3	4	7	1.4	2	0	0	0	0	0	9	1.8		
23	CHANG, Ed	4	0	21	5.3	3	7	.429	3	6	.500	0	0	.000	0	5	5	1.3	0	0	2	3	2	0	9	2.3		
04	SOHIKISH, Michael	5	0	21	4.2	0	2	.000	0	1	.000	2	2	1.000	0	1	1	0.2	4	0	3	1	0	1	2	0.4		
TEAM														12	14	26	3.3	1					2					0
SAN DIEGO STATE		8				213	464	.459	73	179	.408	143	202	.708	86	221	307	38.4	136	4	142	104	28	56	642	80.2		
OPPONENTS		8				183	471	.389	54	191	.283	90	129	.698	76	189	265	33.1	180	-	106	126	23	50	510	63.8		

SCORE BY PERIODS:	1st	2nd	OT	2OT	Total
SAN DIEGO STATE	310	332			642
OPPONENTS	240	270			510

Road/Neutral: 2-3 (Away: 1-1, Neutral: 1-2)

No.	Player	GP	GS	Min	Avg	TOTAL			3-PTS			FT			REBOUNDS				PF	FO	A	TO	Blk	Stl	Pts	Avg		
						FG	FGA	Pct	3FG	FGA	Pct	FT	FTA	Pct	Off	Def	Tot	Avg										
00	WATSON, Devin	5	5	178	35.6	25	58	.431	14	35	.400	16	21	.762	4	10	14	2.8	8	0	25	15	0	3	80	16.0		
05	MCDANIELS, Jalen	5	5	169	33.8	30	64	.469	3	11	.273	16	23	.696	12	29	41	8.2	13	0	12	9	5	2	79	15.8		
42	HEMSLEY, Jeremy	5	5	170	34.0	22	47	.468	7	16	.438	11	13	.846	5	12	17	3.4	11	0	10	13	1	6	62	12.4		
11	MITCHELL, Matt	5	5	113	22.6	15	39	.385	4	19	.211	16	21	.762	4	12	16	3.2	17	0	5	9	1	3	50	10.0		
20	SCHAKEL, Jordan	5	5	141	28.2	14	27	.519	11	21	.524	4	4	1.000	2	17	19	3.8	22	2	5	4	0	0	43	8.6		
02	SEIKO, Adam	5	0	48	9.6	3	5	.600	3	5	.600	6	8	.750	1	1	2	0.4	6	0	2	1	0	0	15	3.0		
31	MENSAH, Nathan	5	0	74	14.8	4	10	.400	0	0	.000	5	6	.833	11	12	23	4.6	10	0	3	3	3	1	13	2.6		
03	AROP, Aquek	4	0	29	7.3	3	8	.375	0	1	.000	3	4	.750	4	5	9	2.3	3	0	1	1	1	1	9	2.3		
24	NARAIN, Nolan	4	0	64	16.0	3	6	.500	0	1	.000	0	3	.000	3	9	12	3.0	9	0	2	6	2	2	6	1.5		
35	MENSAH, Joel	2	0	7	3.5	0	3	.000	0	0	.000	1	2	.500	0	0	0	0.0	0	0	0	0	0	0	1	0.5		
23	CHANG, Ed	2	0	7	3.5	0	1	.000	0	1	.000	0	0	.000	0	0	0	0.0	0	0	0	0	0	0	0	0.0		
04	SOHIKISH, Michael	1	0	1	1.0	0	0	.000	0	0	.000	0	0	.000	0	0	0	0.0	0	0	0	0	0	1	0	0.0		
TEAM														7	3	10	2.0	0					1					0
SAN DIEGO STATE		5				119	268	.444	42	110	.382	78	105	.743	53	110	163	32.6	99	2	65	62	13	19	358	71.6		
OPPONENTS		5				132	289	.457	50	134	.373	91	120	.758	64	112	176	35.2	98	-	67	51	9	27	405	81.0		

SCORE BY PERIODS:	1st	2nd	OT	2OT	Total
SAN DIEGO STATE	180	178			358
OPPONENTS	208	197			405

WIN/LOSS STATS

Wins: 8

No.	Player	GP	GS	Min	Avg	TOTAL			3-PTS			REBOUNDS														
						FG	FGA	Pct	3FG	FGA	Pct	FT	FTA	Pct	Off	Def	Tot	Avg	PF	FO	A	TO	Blk	Stl	Pts	Avg
00	WATSON, Devin	8	8	274	34.2	40	98	.408	25	60	.417	32	42	.762	4	20	24	3.0	6	0	51	19	0	9	137	17.1
05	MCDANIELS, Jalen	8	8	230	28.8	47	95	.495	8	21	.381	18	29	.621	18	47	65	8.1	21	0	22	20	3	11	120	15.0
11	MITCHELL, Matt	8	8	187	23.4	40	79	.506	13	35	.371	19	29	.655	6	24	30	3.8	17	0	18	11	2	6	112	14.0
42	HEMSLEY, Jeremy	8	8	238	29.8	29	64	.453	10	23	.435	16	27	.593	6	16	22	2.8	14	0	24	19	3	11	84	10.5
20	SCHAKEL, Jordan	8	8	216	27.0	23	46	.500	16	33	.485	14	15	.933	10	35	45	5.6	25	2	11	6	1	8	76	9.5
31	MENSAH, Nathan	8	0	145	18.1	15	27	.556	0	0	.000	12	18	.667	15	33	48	6.0	17	0	2	7	10	3	42	5.3
24	NARAIN, Nolan	7	0	81	11.6	16	22	.727	2	3	.667	7	11	.636	14	12	26	3.7	13	0	6	7	3	2	41	5.9
02	SEIKO, Adam	8	0	99	12.4	6	13	.462	4	9	.444	9	10	.900	2	10	12	1.5	6	0	7	3	0	4	25	3.1
03	AROP, Aguek	6	0	74	12.3	7	14	.500	0	3	.000	3	4	.750	8	11	19	3.2	12	1	4	8	3	1	17	2.8
35	MENSAH, Joel	4	0	26	6.5	3	10	.300	0	0	.000	3	5	.600	3	4	7	1.8	1	0	0	0	0	0	9	2.3
23	CHANG, Ed	3	0	15	5.0	3	7	.429	3	6	.500	0	0	.000	0	4	4	1.3	0	0	2	1	2	0	9	3.0
04	SOHIKISH, Michael	4	0	15	3.8	0	2	.000	0	1	.000	2	2	1.000	0	1	1	0.3	4	0	3	1	0	1	2	0.5
TEAM																										
SAN DIEGO STATE		8				229	477	.480	81	194	.418	135	192	.703	99	226	325	40.6	137	3	150	105	27	56	674	84.2
OPPONENTS		8				174	478	.364	45	188	.239	101	136	.743	87	175	262	32.8	175	-	91	126	18	53	494	61.8

SCORE BY PERIODS:	1st	2nd	OT	2OT	Total
SAN DIEGO STATE	329	345			674
OPPONENTS	236	258			494

Losses: 5

No.	Player	GP	GS	Min	Avg	TOTAL			3-PTS			REBOUNDS														
						FG	FGA	Pct	3FG	FGA	Pct	FT	FTA	Pct	Off	Def	Tot	Avg	PF	FO	A	TO	Blk	Stl	Pts	Avg
05	MCDANIELS, Jalen	5	5	155	31.0	25	59	.424	2	10	.200	20	26	.769	6	26	32	6.4	15	1	13	12	4	4	72	14.4
00	WATSON, Devin	5	5	171	34.2	23	51	.451	10	27	.370	6	10	.600	3	9	12	2.4	10	0	19	14	0	2	62	12.4
11	MITCHELL, Matt	5	5	140	28.0	14	37	.378	4	16	.250	21	26	.808	4	14	18	3.6	17	1	7	10	0	2	53	10.6
42	HEMSLEY, Jeremy	5	5	160	32.0	16	41	.390	5	13	.385	10	11	.909	3	13	16	3.2	10	0	4	9	1	4	47	9.4
20	SCHAKEL, Jordan	5	5	127	25.4	10	25	.400	9	20	.450	9	10	.900	3	11	14	2.8	18	1	7	4	1	2	38	7.6
31	MENSAH, Nathan	5	0	67	13.4	7	11	.636	0	0	.000	8	13	.615	10	8	18	3.6	9	0	4	2	5	0	22	4.4
02	SEIKO, Adam	4	0	45	11.3	3	6	.500	3	5	.600	6	8	.750	0	1	1	0.3	5	0	0	1	0	1	15	3.8
03	AROP, Aguek	5	0	47	9.4	4	14	.286	1	3	.333	4	4	1.000	4	8	12	2.4	5	0	2	2	1	2	13	2.6
24	NARAIN, Nolan	5	0	56	11.2	1	3	.333	0	0	.000	1	5	.200	1	6	7	1.4	8	0	1	5	2	1	3	0.6
35	MENSAH, Joel	3	0	13	4.3	0	7	.000	0	0	.000	1	2	.500	0	0	0	0.0	1	0	0	0	0	0	1	0.3
23	CHANG, Ed	3	0	13	4.3	0	1	.000	0	1	.000	0	0	.000	0	1	1	0.3	0	0	0	2	0	0	0	0.0
04	SOHIKISH, Michael	2	0	7	3.5	0	0	.000	0	0	.000	0	0	.000	0	0	0	0.0	0	0	0	0	0	1	0	0.0
TEAM																										
SAN DIEGO STATE		5				103	255	.404	34	95	.358	86	115	.748	40	105	145	29.0	98	3	57	61	14	19	326	65.2
OPPONENTS		5				141	282	.500	59	137	.431	80	113	.708	53	126	179	35.8	103	-	82	51	14	24	421	84.2

SCORE BY PERIODS:	1st	2nd	OT	2OT	Total
SAN DIEGO STATE	161	165			326
OPPONENTS	212	209			421

VS. NATIONALLY RANKED OPPONENTS

Record: 0-1 (Home: 0-0, Away: 0-0, Neutral: 0-1)

No.	Player	GP	GS	Min	Avg	TOTAL			3-PTS			FT			REBOUNDS				PF	FO	A	TO	Blk	Stl	Pts	Avg													
						FG	FGA	Pct	3FG	FGA	Pct	FT	FTA	Pct	Off	Def	Tot	Avg																					
00	WATSON, Devin	1	1	34	34.0	5	8	.625	3	6	.500	2	2	1.000	1	3	4	4.0	3	0	3	3	0	2	15	15.0													
42	HEMSLEY, Jeremy	1	1	28	28.0	4	11	.364	0	4	.000	4	4	1.000	0	4	4	4.0	2	0	0	3	0	1	12	12.0													
05	MCDANIELS, Jalen	1	1	30	30.0	3	9	.333	0	0	.000	5	7	.714	1	4	5	5.0	3	0	3	3	2	0	11	11.0													
11	MITCHELL, Matt	1	1	27	27.0	3	9	.333	0	4	.000	5	6	.833	1	2	3	3.0	4	0	0	2	0	1	11	11.0													
02	SEIKO, Adam	1	0	11	11.0	2	2	1.000	2	2	1.000	2	4	.500	0	0	0	0.0	1	0	0	0	0	0	8	8.0													
20	SCHAKEL, Jordan	1	1	26	26.0	1	5	.200	1	4	.250	2	2	1.000	2	2	4	4.0	4	0	1	1	0	0	5	5.0													
03	AROP, Aguek	1	0	8	8.0	1	3	.333	0	1	.000	0	0	.000	0	4	4	4.0	1	0	0	0	1	1	2	2.0													
24	NARAIN, Nolan	1	0	18	18.0	0	1	.000	0	0	.000	0	2	.000	0	2	2	2.0	3	0	0	1	0	1	0	0.0													
31	MENSAH, Nathan	1	0	10	10.0	0	3	.000	0	0	.000	0	0	.000	1	1	2	2.0	2	0	1	0	0	0	0	0.0													
23	CHANG, Ed	1	0	4	4.0	0	0	.000	0	0	.000	0	0	.000	0	0	0	0.0	0	0	0	0	0	0	0	0.0													
35	MENSAH, Joel	1	0	4	4.0	0	2	.000	0	0	.000	0	0	.000	0	0	0	0.0	0	0	0	0	0	0	0	0.0													
04	SOHIKISH, Michael	1	0	1	1.0	0	0	.000	0	0	.000	0	0	.000	0	0	0	0.0	0	0	0	0	0	1	0	0.0													
TEAM															2	0	2	2.0	0			0																	
SAN DIEGO STATE		1				19	53	.358	6	21	.286	20	27	.741	8	22	30	30.0	23	0	8	13	3	7	64	64.0													
OPPONENTS		1				29	57	.509	10	25	.400	22	34	.647	14	29	43	43.0	25	-	12	15	4	7	90	90.0													

SCORE BY PERIODS:	1st	2nd	OT	2OT	Total
SAN DIEGO STATE	32	32			64
OPPONENTS	49	41			90

INDIVIDUAL GAME-BY-GAME (POINTS/REBS./ASTS.)

	0	2	3	4	5	11	13	20	23	24	31	35	42
	Devin	Adam	Aguek	Michael	Jalen	Matt	Caleb	Jordan	Ed	Nolan	Nathan	Joel	Jeremy
Opponent	Watson	Seiko	Arop	Sohikish	McDaniels	Mitchell	Giordano	Schakel	Chang	Narain	Mensah	Mensah	Hemsley
ARKANSAS-PINE BLUFF	20/4/3	2/0/0	0/2/0	0/0/0	15/9/5	10/5/4	DND	7/5/2	CD	4/3/1	2/3/0	2/0/0	14/1/3
TEXAS SOUTHERN	14/2/8	0/1/1	2/4/0	0/0/0	14/9/1	21/5/3	DND	16/7/0	3/1/0	8/5/1	11/5/2	4/2/0	10/2/2
vs. (1/1) Duke # (QF)	15/4/3	8/0/0	2/4/0	0/0/0	11/5/3	11/3/0	DNT	5/4/1	0/0/0	0/2/0	0/2/1	0/0/0	12/4/0
vs. Xavier # (C-SF)	21/3/7	0/1/2	CD	CD	26/8/1	9/1/1	DNT	13/5/1	CD	4/5/1	2/5/0	CD	4/1/4
vs. (rv/rv) Iowa State # (5P)	8/2/1	5/0/0	0/1/1	CD	10/7/1	14/6/0	DNT	8/1/2	0/0/0	0/3/1	1/5/1	1/0/0	10/1/2
JACKSON STATE	10/3/4	3/3/1	0/4/2	0/0/1	14/3/4	15/6/3	DND	15/2/1	3/0/1	11/4/0	5/11/0	2/3/0	9/3/3
at Illinois State S	23/3/7	0/0/0	7/4/0	CD	12/15/2	9/2/1	DNT	3/7/0	CD	DNT-Flu	4/10/0	CD	17/5/3
SAN DIEGO	22/2/3	0/0/0	0/2/1	CD	12/8/2	13/4/3	DND	2/4/1	CD	0/0/0	6/3/0	CD	6/3/0
at California	13/2/7	2/1/0	0/0/0	CD	20/6/5	7/4/3	DNT	14/2/1	CD	2/2/0	6/1/1	CD	19/6/1
CAL STATE DOMINGUEZ HILLS	12/2/8	13/5/2	8/3/0	2/1/2	13/6/4	20/4/2	DND	7/7/2	3/3/1	9/7/2	8/6/0	1/2/0	3/3/5
BRIGHAM YOUNG	23/4/8	2/1/0	DND	CD	6/2/3	22/2/2	DND	12/8/2	CD	5/2/1	6/2/0	CD	14/5/4
BROWN	4/2/5	CD	11/5/0	0/0/0	19/6/2	8/1/1	DND	9/3/2	0/1/0	1/0/0	9/7/1	0/0/0	0/2/1
CSUN	14/3/6	5/1/1	0/2/2	CD	20/13/2	6/5/2	DND	3/4/3	CD	0/0/0	4/6/0	CD	13/2/0
at Boise State*													
WYOMING*													
at Air Force*													
NEW MEXICO*													
at Fresno State*													
UNLV*													
AIR FORCE*													
at San José State*													
at New Mexico*													
UTAH STATE*													
at Colorado State*													
BOISE STATE*													
NEVADA*													
at UNLV*													
at Utah State*													
SAN JOSÉ STATE*													
FRESNO STATE*													
at Nevada*													

Red indicates players started. CD – Did Not Play-Coach's Decision. DND - Did Not Dress. DNT - Did Not Travel. INJ – Did Not Play-Injured. SUSP - Suspension. Caps denotes home game. # - Maui Jim Maui Invitational (Lahaina Convention Center; Lahaina, Hawaii). S - Mountain West-Missouri Valley Challenge. * - Mountain West Game. ` - Mountain West Men's Basketball Championship (Thomas & Mack Center; Las Vegas, Nevada).

STARTING LINEUPS

F	F	G	G	G	W-L	Record As SDSU Starter	Season	Career*
McDaniels	Mitchell	Hemsley	Schakel	Watson	8-5	Jeremy Hemsley	8-5	47-29
						Jalen McDaniels	8-5	21-13
						Matt Mitchell	8-5	30-15
						Nolan Narain		1-0
						Jordan Schakel	8-5	8-5
						Devin Watson	8-5	30-16
						* Aztec career		

INDIVIDUAL SUPERLATIVES

Category	San Diego State	Opponent
Points Scored	26 - Jalen McDaniels vs. Xavier (11-20-18)	29 - Martaveous McKnight, Arkansas-Pine Bluff (11-6-18)
Field Goals	9 - McDaniels, two times; Watson, one time; Mitchell, one time	12 - Martaveous McKnight, Arkansas-Pine Bluff (11-6-18)
Field Goals Attempted	15 - Devin Watson vs. CSUN (1-1-19)	26 - Martaveous McKnight, Arkansas-Pine Bluff (11-6-18)
Highest FG Percentage (min. 5 made)	.833 (5-6) - Jordan Schakel vs. Jackson State (11-27-18)	.857 (6-7) - Tre Jones, (1/1) Duke (11-19-20)
Highest FG Percentage (min. 10 made)	N/A	.462 (12-26) - Martaveous McKnight, Arkansas-Pine Bluff (11-6-18)
3-Point Field Goals Made	6 - Devin Watson vs. Arkansas-Pine Bluff (11-6-18)	7 - Desmond Cambridge, Brown (12-29-18)
3-Point Field Goals Attempted	11 - Jeremy Hemsley vs. (1/1) Duke (11-19-18); Devin Watson vs. Xavier (11-20-18)	11 - Desmond Cambridge, Brown (12-29-18)
3-Point Field Goal Percentage (min. 4 made)	.833 (5-6) - Jeremy Hemsley at California (12-8-18)	.667 (4-6) - Marial Shayok, Iowa State (11-21-18); Justice Sueing, California (12-8-18)
3-Point Field Goal Percentage (min. 5 made)	.833 (5-6) - Jeremy Hemsley at California (12-8-18)	.636 (7-11) - Desmond Cambridge, Brown (12-29-18)
Free Throws	12 - Devin Watson vs. Brigham Young (12-22-18)	12 - Phil Fayne, Illinois State (12-1-18)
Free Throws Attempted	16 - Devin Watson vs. Brigham Young (12-22-18)	15 - Phil Fayne, Illinois State (12-1-18)
Free Throw Percentage (min. 7 made)	1.000 (7-7) - Matt Mitchell vs. Texas Southern (11-14-18)	1.000 (9-9) - Michael Jacobson, Iowa State (11-21-18)
Free Throw Percentage (min. 10 made)	.750 (12-16) - Devin Watson vs. Brigham Young (12-22-18)	.800 (12-15) - Phil Fayne, Illinois State (12-1-18)
Offensive Rebounds	5 - Jalen McDaniels at Illinois State (12-1-18)	5 - Michael Jacobson, Iowa State (11-21-18); Grant Anticevich, California (12-8-18)
Defensive Rebounds	11 - Jalen McDaniels vs. CSUN (1-1-19)	10 - Milik Yarbrough, Illinois State (12-1-18); Lamine Diane, CSUN (1-1-19)
Total Rebounds	15 - Jalen McDaniels at Illinois State (12-1-18)	14 - Lamine Diane, CSUN (1-1-19)
Assists	8 - Devin Watson, three times	9 - Paris Austin, California (12-8-18)
Blocked Shots	3 - Jalen McDaniels vs. Xavier (11-20-18)	2 - T. Halliburton, Iowa State (11-21-18); F. Sullivan, San Diego (12-5-18); L. Diane, CSUN (1-1-19)
Steals	4 - Jordan Schakel vs. Jackson State (11-27-18)	5 - Zion Williamson, (1/1) Duke (11-19-18)
Minutes Played	40 - Devin Watson vs. San Diego (12-5-18)	40 - Isaiah Wright, San Diego (12-5-18)

TEAM SUPERLATIVES

SDSU High	SDSU Low	Category	Opponent High	Opponent Low
103 vs. Texas Southern (11-14-18)	57 vs. Iowa State (11-21-18)	Points Scored	90, (1/1) Duke (11-19-18)	44, Jackson State (11-27-18)
36 vs. Cal State Dominguez Hills (12-12-18)	18 vs. Iowa State (11-21-18); vs. San Diego (12-5-18)	Field Goals	31, Brigham Young (12-22-18); Brown (12-29-18)	15, Jackson State (11-27-18)
73 vs. Cal State Dominguez Hills (12-12-18)	44 vs. San Diego (12-5-18)	Field Goals Attempted	72, Texas Southern (11-14-18)	53, San Diego (12-5-18)
.547 at California (12-8-18)	.352 vs. Brown (12-29-18)	FG Percentage	.534, Brigham Young (12-22-18); Brown (12-29-18)	.259, Jackson State (11-27-18)
14 vs. Cal State Dominguez Hills (12-12-18)	4 vs. San Diego (12-5-18)	3-Point Field Goals Made	15, Brown (12-29-18)	3, Cal State Dominguez Hills (12-12-18)
27, three times	15 vs. San Diego (12-5-18)	3-Point Field Goals Attempted	32, Iowa State (11-21-18)	20, Jackson State (11-27-18); CSUN (1-1-19)
.571 at California (12-8-18)	.267 vs. San Diego (12-5-18)	3-Point Field Goal Percentage	.536, Brown (12-29-18)	.125, Cal State Dominguez Hills (12-12-18)
27 vs. Texas Southern (11-14-18)	7 vs. CSUN (1-1-19)	Free Throws Made	24, Illinois State (12-1-18)	5, Brown (12-29-18)
36 vs. Texas Southern (11-14-18)	9 vs. CSUN (1-1-19)	Free Throws Attempted	34, (1/1) Duke (11-19-18)	9, Brown (12-29-18)
.867 at California (12-8-18)	.577 at Illinois State (12-1-18)	Free Throw Percentage	.900, California (12-8-18)	.600, San Diego (12-5-18)
18 vs. Cal State Dominguez Hills (12-12-18)	6 vs. San Diego (12-5-18)	Offensive Rebounds	16, Texas Southern (11-14-18)	4, Cal State Dominguez Hills (12-12-18)
35 vs. Cal State Dominguez Hills (12-12-18)	17 at California (12-8-18)	Defensive Rebounds	30, Brown (12-29-18)	16, Xavier (11-20-18)
53 vs. Cal State Dominguez Hills (12-12-18)	26 at California (12-8-18)	Total Rebounds	43, (1/1) Duke (11-19-18)	27, California (12-8-18); CSDH (12-12-18)
25 vs. San Diego (12-5-18)	14 vs. UAPB (11-6-18); vs. BYU (12-22-18); vs. CSUN (1-1-19)	Fouls	27, Texas Southern (11-14-18)	15, Iowa State (11-21-18); CSUN (1-1-19)
3 vs. San Diego (12-5-18)	0, eight times	Fouled Out	2, San Diego (12-5-18)	0, five times
28 vs. Cal State Dominguez Hills (12-12-18)	8 vs. (1/1) Duke (11-19-18)	Assists	23, Jackson State (11-27-18)	8, Illinois State (12-1-18)
21 vs. Jackson State (11-27-18)	10 vs. Cal State Dominguez Hills (12-12-18)	Turnovers	23, Jackson State (11-27-18)	6, Iowa State (11-21-18)
7 vs. Brown (12-29-18)	0 at California (12-8-18)	Blocked Shots	5, three times	0, Texas Southern (11-14-18)
13 vs. Jackson State (11-27-18)	2, four times	Steals	9, UAPB (11-6-18); Jackson State (11-27-18)	1, California (12-8-18)
54 (2nd) vs. Texas Southern (11-14-18)	21 (1st) vs. CSUN (1-1-19)	Points/Half	50 (1st), Brown (12-29-18)	16 (1st), Cal State Dominguez Hills (12-12-18)
.567 (1st) vs. Texas Southern (11-14-18)	.227 (2nd) vs. San Diego (12-5-18)	FG Percentage/Half	.714 (1st), Brown (12-29-18)	.194 (2nd), Jackson State (11-27-18)
6 vs. Texas Southern (11-14-18)	2 vs. Brown (12-29-18)	Double-Figure Scorers	5, (1/1) Duke (11-19-18); California (12-8-18)	0, Jackson State (11-27-18)
+26 vs. Cal State Dominguez Hills (12-12-18)	-24 vs. Iowa State (11-21-18)	Rebound Margin	+24, Iowa State (11-21-18)	-26, Cal State Dominguez Hills (12-12-18)
+32 vs. Cal State Dominguez Hills (12-12-18)	-28 vs. Brown (12-29-18)	Halftime Scoring Margin	+28, Brown (12-29-18)	-32, Cal State Dominguez Hills (12-12-18)

BIGGEST LEADS/TIME IN LEAD/SPECIALTY STATS

Date	Opponent	SDSU Result	SDSU Big		Opp Big		Ties	LC	SDSU in		Opp in	Tied	Paint		Off TOs		2nd Ch.		Bench	
			Lead	Lead	Lead	Lead			Lead	Lead			SD	Opp	SD	Opp	SD	Opp	SD	Opp
Nov. 6	ARKANSAS-PINE BLUFF	W 76-60	23	3	4	2	34:26	1:34	4:00	22	16	26	17	17	5	10	13			
Nov. 14	TEXAS SOUTHERN	W 103-64	41	0	0	0	39:34	0:00	0:25	44	34	23	13	22	6	28	32			
Nov. 19	vs. (1/1) Duke # (QF)	L 90-64	2	35	0	1	0:05	39:00	0:39	18	32	8	20	9	14	10	23			
Nov. 20	vs. Xavier # (C-SF)	W 79-74	9	19	1	1	13:08	25:07	1:45	20	36	13	17	12	8	6	24			
Nov. 21	vs. (rv/rv) Iowa State # (5P)	L 87-57	0	33	0	0	0:00	39:48	0:12	10	22	3	17	7	16	7	25			
Nov. 27	JACKSON STATE	W 87-44	43	0	0	0	39:10	0:00	0:23	22	8	24	18	10	2	24	20			
Dec. 1	at Illinois State S	W 75-65	14	3	0	1	37:20	2:00	0:40	32	18	17	13	17	16	11	16			
Dec. 5	SAN DIEGO	L 73-61	9	12	5	3	23:34	12:52	3:34	18	28	7	14	11	5	6	10			
Dec. 8	at California	L 89-83	8	6	15	20	23:06	9:24	7:30	28	22	14	12	11	13	10	33			
Dec. 12	CAL STATE DOMINGUEZ HILLS	W 99-46	56	2	2	7	35:26	2:38	1:56	40	16	25	8	22	6	44	29			
Dec. 22	BRIGHAM YOUNG	W 90-81	20	2	2	2	38:24	0:21	1:15	28	36	27	18	8	11	13	32			
Dec. 29	BROWN	L 82-61	2	34	1	3	0:23	38:36	1:01	24	24	11	17	10	5	21	14			
Jan. 1	CSUN	W 65-60	5	19	3	12	8:52	29:51	1:17	30	22	4	13	10	14	9	10			
Jan. 5	at Boise State*																			
Jan. 8	WYOMING*																			
Jan. 12	at Air Force*																			
Jan. 15	NEW MEXICO*																			
Jan. 22	at Fresno State*																			
Jan. 26	UNLV*																			
Jan. 30	AIR FORCE*																			
Feb. 2	at San José State*																			
Feb. 5	at New Mexico*																			
Feb. 9	UTAH STATE*																			
Feb. 12	at Colorado State*																			
Feb. 16	BOISE STATE*																			
Feb. 20	NEVADA*																			
Feb. 23	at UNLV*																			
Feb. 26	at Utah State*																			
March 2	SAN JOSÉ STATE*																			
March 6	FRESNO STATE*																			
March 9	at Nevada*																			

Caps denotes home game. # - Maui Jim Maui Invitational (Lahaina Civic Center; Lahaina, Hawaii). S - Mountain West-Missouri Valley Challenge. * - Mountain West Game. ` - Mountain West Men's Basketball Championship (Thomas & Mack Center; Las Vegas, Nevada).

LEADS AND DEFICITS	SEASON	MOUNTAIN WEST GAME
SDSU Biggest Halftime Lead	32 vs. Cal State Dominguez Hills (12-12-18)	
SDSU Biggest Halftime Lead Lost	7 vs. San Diego (12-5-18)	
SDSU Biggest Halftime Lead Lost in a Loss	7 vs. San Diego (12-5-18)	
SDSU Biggest Halftime Deficit	28 vs. Brown (12-29-18)	
SDSU Biggest Halftime Deficit Overcome	11 vs. CSUN (1-1-19)	
SDSU Biggest Halftime Deficit Overcome for Victory	11 vs. CSUN (1-1-19)	
SDSU Biggest Lead	56 vs. Cal State Dominguez Hills (12-12-18)	
SDSU Biggest Lead Lost	9 vs. San Diego (12-5-18)	
SDSU Biggest Lead Lost in a Loss	9 vs. San Diego (12-5-18)	
SDSU Biggest Deficit	35 vs. (1/1) Duke (11-19-18)	
SDSU Biggest Deficit Overcome	19 vs. Xavier (11-20-18); vs. CSUN (1-1-19)	
SDSU Biggest Deficit Overcome in a Victory	19 vs. Xavier (11-20-18); vs. CSUN (1-1-19)	

MISCELLANEOUS STATISTICS

SEASON	Team Leader -----			Games With -----					Double-Doubles	
	Points	Rebounds	Assists	10+ Pts	20+Pts	30+Pts	10+Rebs	10+Ast	Point/Reb.	Point/Ast.
Aguek Arop				1						
Jeremy Hemsley		1	1	8						
Jalen McDaniels	4	9	3	12	3		2		2	
Joel Mensah										
Nathan Mensah		2		1			2			
Matt Mitchell	4		2	8	3					
Nolan Narain		1		1						
Jordan Schakel	1	2	1	5						
Adam Seiko				1						
Michael Sohikish										
Devin Watson	5		11	11	5					

CAREER	Team Leader -----			Games With -----					Double-Doubles	
	Points	Rebounds	Assists	10+ Pts	20+Pts	30+Pts	10+Rebs	10+Ast	Point/Reb.	Point/Ast.
Aguek Arop				1						
Jeremy Hemsley	27	1	32	65	9	1				
Jalen McDaniels	12	27	3	30	3		13		11	
Joel Mensah										
Nathan Mensah		2		1			2			
Matt Mitchell	10	3	4	28	5	1				
Nolan Narain	1	1		3						
Jordan Schakel	1	2	1	6						
Adam Seiko				1						
Michael Sohikish										
Devin Watson	14		23	76	28	3				

DUNKS	SEASON	GM. HIGH
Aguek Arop	1	1
Jeremy Hemsley	3	1
Joel Mensah	1	1
Nathan Mensah	6	2
Jalen McDaniels	12	3
Matt Mitchell	1	1
Nolan Narain	3	1
TOTAL	27	4

TOP SCORING PERFORMANCES
26, Jalen McDaniels vs. Xavier (11-20-18)
23, Devin Watson at Illinois State (12-1-18)
23, Devin Watson vs. Brigham Young (12-22-18)
22, Devin Watson vs. San Diego (12-5-18)
22, Matt Mitchell vs. Brigham Young (12-22-18)
21, Devin Watson vs. Xavier (11-20-18)
21, Matt Mitchell vs. Texas Southern (11-14-18)
20, Devin Watson vs. Arkansas-Pine Bluff (11-6-18)
20, Jalen McDaniels at California (12-8-18)
20, Matt Mitchell vs. Cal State Dominguez Hills (12-12-18)
20, Jalen McDaniels vs. CSUN (1-1-19)
19, Jalen McDaniels vs. Brown (12-29-18)
17, Jeremy Hemsley at Illinois State (12-1-18)
16, Jordan Schakel vs. Texas Southern (11-14-18)
15, Jalen McDaniels vs. Arkansas-Pine Bluff (11-6-18)
15, Devin Watson vs. (1/1) Duke (11-19-18)
15, Matt Mitchell vs. Jackson State (11-27-18)
15, Jordan Schakel vs. Jackson State (11-27-18)

TOP REBOUNDING PERFORMANCES
15, Jalen McDaniels at Illinois State (12-1-18)
13, Jalen McDaniels vs. CSUN (1-1-19)
11, Nathan Mensah vs. Jackson State (11-27-18)
10, Nathan Mensah at Illinois State (12-1-18)
9, Jalen McDaniels vs. Arkansas-Pine Bluff (11-6-18)
9, Jalen McDaniels vs. Texas Southern (11-14-18)
8, Jalen McDaniels vs. Xavier (11-20-18)
8, Jalen McDaniels vs. San Diego (12-5-18)
8, Jordan Schakel vs. Brigham Young (12-22-18)

TOP ASSIST PERFORMANCES
8, Devin Watson vs. Texas Southern (11-14-18)
8, Devin Watson vs. Cal State Dominguez Hills (12-12-18)
8, Devin Watson vs. Brigham Young (12-22-18)
7, Devin Watson vs. Xavier (11-20-18)
7, Devin Watson at Illinois State (12-1-18)
7, Devin Watson at California (12-8-18)
6, Devin Watson vs. CSUN (1-1-19)
5, Jalen McDaniels vs. Arkansas-Pine Bluff (11-6-18)
5, Jalen McDaniels at California (12-8-18)
5, Jeremy Hemsley vs. Cal State Dominguez Hills (12-12-18)
5, Devin Watson vs. Brown (12-29-18)

TOP 3-POINT FG PERFORMANCES
6, Devin Watson vs. Arkansas-Pine Bluff (11-6-18)
5, Jeremy Hemsley at California (12-8-18)

TOP STEALS
4, Jordan Schakel vs. Jackson State (11-27-18)
3, Jeremy Hemsley vs. Arkansas-Pine Bluff (11-6-18)
3, Jalen McDaniels vs. Arkansas-Pine Bluff (11-6-18)
3, Jalen McDaniels vs. Texas Southern (11-14-18)
3, Adam Seiko vs. Jackson State (11-27-18)
3, Jeremy Hemsley at Illinois State (12-1-18)
3, Jalen McDaniels vs. Brown (12-29-18)

GAMES MISSED	
Nolan Narain	1
TOTAL	N/A

* - conference game. ` - conference tournament game.

SEASON/CAREER HIGHS

#0 • DEVIN WATSON

	Season	Career
Points	23 - two times	33 - two times
Rebounds	4 - three times	8 vs. Coppin State, 12-18-15
Assists	8 - three times	9 at Arizona State, 11-14-17
Steals	3 vs. Brigham Young, 12-22-18	6 at Florida Gulf Coast, 11-25-14
Blocked Shots		
Minutes	40 vs. San Diego, 12-5-18	42 - two times
10+ Scoring Games	11 times (8-3)	76 times
20+ Scoring Games	5 times (4-1)	28 times
30+ Scoring Games		3 times

#2 • ADAM SEIKO

	Season/Career
Points	13 vs. Cal State Dominguez Hills, 12-12-18
Rebounds	5 vs. Cal State Dominguez Hills, 12-12-18
Assists	2 - two times
Steals	3 vs. Jackson State, 11-27-18
Blocked Shots	
Minutes	23 vs. Cal State Dominguez Hills, 12-12-18

#3 • AGUEK AROP

	Season/Career
Points	11 vs. Brown, 12-29-18
Rebounds	5 vs. Brown, 12-29-18
Assists	2 vs. Jackson State, 11-27-18; vs. CSUN, 1-1-19
Steals	1 vs. (1/1) Duke, 11-19-18; vs. Brown, 12-29-18; vs. CSUN, 1-1-19
Blocked Shots	2 vs. CSUN, 1-1-19
Minutes	16 vs. San Diego, 12-5-18

#4 • MICHAEL SOHIKISH

	Season	Career
Points	2 vs. Cal State Dominguez Hills, 12-12-18	4 vs. San Diego Christian, 11-10-17
Rebounds	1 vs. Cal State Dominguez Hills, 12-12-18	1 - three times
Assists	2 vs. Cal State Dominguez Hills, 12-12-18	2 vs. Cal State Dominguez Hills, 12-12-18
Steals	1 - two times	1 - four times
Blocked Shots		
Minutes	7 vs. Cal State Dominguez Hills, 12-12-18	7 vs. Cal State Dominguez Hills, 12-12-18

#5 • JALEN MCDANIELS

	Season	Career
Points	26 vs. Xavier, 11-20-18	26 vs. Xavier, 11-20-18
Rebounds	15 at Illinois State, 12-1-18	15 at Illinois State, 12-1-18
Assists	5 vs. Arkansas-Pine Bluff, 11-6-18	5 vs. Arkansas-Pine Bluff, 11-6-18
Steals	3 - three times	4 vs. San José State, 1-9-18
Blocked Shots	3 vs. Xavier, 11-20-18	3 - two times
Minutes	39 at Illinois State, 12-1-18	39 at Illinois State, 12-1-18
10+ Scoring Games	12 times (7-5)	30 times
20+ Scoring Games	3 times (2-1)	3 times
10+ Rebounding Games	2 times (2-0)	13 times
Double-Doubles	2 times (2-0)	11 times

#11 • MATT MITCHELL

	Season	Career
Points	22 vs. Brigham Young, 12-22-18	31 vs. Eastern Illinois, 11-20-17
Rebounds	6 - two times	9 vs. Washington State, 11-26-17
Assists	4 vs. Arkansas-Pine Bluff, 11-16-18	6 vs. California, 12-9-17
Steals	2 vs. CSUN, 1-1-19	3 - four times
Blocked Shots	1 - two times	3 vs. Air Force, 2-3-18
Minutes	36 vs. Brigham Young	36 vs. Gonzaga, 12-21-17
10+ Scoring Games	8 times (5-3)	28 times
20+ Scoring Games	3 times (3-0)	5 times
30+ Scoring Games		1 time

#13 • CALEB GIORDANO

	Season/Career
Points	
Rebounds	
Assists	
Steals	
Blocked Shots	
Minutes	

#20 • JORDAN SCHAKEL

	Season	Career
Points	16 vs. Texas Southern, 11-14-18	16 vs. Texas Southern, 11-14-18
Rebounds	8 vs. Brigham Young, 12-22-18	8 vs. Brigham Young, 12-22-18
Assists	3 vs. CSUN, 1-1-19	3 vs. CSUN, 1-1-19
Steals	4 vs. Jackson State, 11-27-18	4 vs. Jackson State, 11-27-18
Blocked Shots	1 - two times	1 - five times
Minutes	37 at California, 12-8-18	37 at California, 12-8-18
10+ Scoring Games	5 times (4-1)	6 times

#22 • MALACHI FLYNN

	Season	Career
Points		30 vs. Colorado, 2-15-18
Rebounds		9 vs. Montana State, 11-11-16
Assists		11 vs. Arizona, 1-31-18
Steals		4 vs. Oregon, 3-1-18
Blocked Shots		1 - three times
Minutes		42 vs. Oregon, 3-7-18
10+ Scoring Games		38 times
20+ Scoring Games		12 times
30+ Scoring Games		1 time

#23 • ED CHANG

	Season/Career
Points	3 - three times
Rebounds	3 vs. Cal State Dominguez Hills, 12-12-18
Assists	1 - two times
Steals	
Blocked Shots	2 vs. Jackson State, 11-27-18
Minutes	7 vs. Cal State Dominguez Hills, 12-12-18

#24 • NOLAN NARAIN

	Season	Career
Points	11 vs. Jackson State, 11-27-18	18 vs. Wyoming, 2-14-18
Rebounds	7 vs. Cal State Dominguez Hills, 12-12-18	7 - three times
Assists	2 vs. Cal State Dominguez Hills, 12-12-18	2 - three times
Steals	1 - three times	1 - two times
Blocked Shots	1 - three times	1 - three times
Minutes	19 vs. Xavier, 11-20-18	24 vs. Sacramento State, 11-23-17
10+ Scoring Games	1 time (1-0)	2 times

#31 • NATHAN MENSAH

	Season/Career
Points	11 vs. Texas Southern, 11-14-18
Rebounds	11 vs. Jackson State, 11-27-18
Assists	2 vs. Texas Southern, 11-14-18
Steals	1 - three times
Blocked Shots	2 - four times
Minutes	24 vs. CSUN, 1-1-19
10+ Scoring Games	1 time (1-0)
10+ Rebounding Games	2 times (2-0)

#35 • JOEL MENSAH

	Season/Career
Points	4 vs. Texas Southern, 11-14-18
Rebounds	3 vs. Jackson State, 11-27-18
Assists	
Steals	
Blocked Shots	
Minutes	10 vs. Cal State Dominguez Hills, 12-12-18

#42 • JEREMY HEMSLEY

	Season	Career
Points	19 at California, 12-8-18	30 at Nevada, 1-4-17
Rebounds	6 at California, 12-8-18	7 vs. San José State, 1-10-17
Assists	5 vs. Cal State Dominguez Hills, 12-12-18	9 vs. Savannah State, 11-28-16
Steals	3 - three times	4 at Wyoming, 2-24-16
Blocked Shots	1 - four times	2 - five times
Minutes	39 at Illinois State, 12-1-18	39 at Illinois State, 12-1-18
10+ Scoring Games	8 times (5-3)	65 times
20+ Scoring Games		9 times
30+ Scoring Games		1 time

MISCELLANEOUS STATISTICS

San Diego State's Record When...

Category	2018-19 Season	Dutcher Era	SDSU Streak	Note
Home	6-2	19-4	Won 1	SDSU is 75-13 in its last 88 home games and 45-6 in its last 51 MW home games (since Jan. 26, 2013). Last loss: vs. Brown (12-29-18)
Away	1-1	5-8	Lost 1	SDSU is 60-37 in its last 97 road games; Aztecs are 59-29 in last 88 road games vs. non-AP top 25 teams
Neutral	1-2	6-4	Lost 1	Aztecs have won 39 of the last 60 games at neutral sites (39-21); Won two of last four meetings with AP Top 25 teams
Scoring First	5-3	23-9	Won 1	SDSU is 140-43 in its last 183 games in which it has scored first. Last loss: vs. Brown (12-29-18)
Opponent Scores First	3-2	7-7	Won 1	SDSU is 78-33 in its last 111 games in which the opponent has scored first
Leading at Half	6-2	27-6	Won 2	SDSU is 89-14 in its last 103 games when ahead at half; 92-6 in last 98 at home when leading at half. Last loss: at California (12-8-18)
Trailing at Half	2-3	3-8	Won 1	SDSU is 8-19 the last 27 times trailing at the half and 34-48 since the start of '10-11
Tied at Half		0-2	Lost 2	SDSU is 7-5 in last 12 games that have been tied at half
Leading with 5:00 Left	7-1	28-5	Won 2	Won 281 of last 291; 164-game winning streak snapped vs. Boise State (2-27-16); Last loss before 164-game winning streak: at Wyoming (1-9-10)
Trailing with 5:00 Left	0-4	0-11	Lost 22	SDSU is 7-54 in its last 61; Last win: vs. Utah State (3-10-16)
Tied with 5:00 Left	1-0	2-0	Won 2	SDSU is 5-3 in last eight outings
In Overtime			Won 3	SDSU is 21-2 in its last 23 in OT; Last loss: at Cincinnati (12-17-14); Won last seven OT home games
SDSU Outrebounds Opp.	5-0	22-6	Won 5	SDSU is 53-13 in its last 66 and 163-32 in its last 195 games. Last loss: vs. Houston (3-15-18)
SDSU is Outrebounded	3-5	7-9	Won 1	SDSU is 47-39 in its last 86 games when outrebounded; Last win: vs. CSUN (1-1-19)
SDSU Commits Fewer TOs	6-1	21-3	Won 4	SDSU is 66-10 in its last 76 when committing fewer turnovers. Last loss: vs. (1/1) Duke (11-19-18)
Opp. Commits Fewer TOs	2-4	7-12	Lost 3	SDSU is 70-46 in its last 116 games when committing more turnovers; Last win: at Illinois State (12-1-18)
SDSU More FT Attempts	6-1	24-3	Lost 1	SDSU is 162-28 in its last 190 games in the category. Last loss: vs. Brown (12-29-18)
Opp. More FT Attempts	2-3	4-11	Won 1	SDSU is 47-42 in its last 89 games in this category. Last win: vs. CSUN (1-1-19)
SDSU Shoots Better than Opp.	7-1	26-3	Won 2	SDSU is 28-3 in last 31; 189-13 in last 202 with higher FG pct. Last loss: at California (12-8-18)
Opp. Shoots Better than SDSU	1-4	3-13	Lost 1	SDSU is 37-61 since the start of '10-11 when the opponent has a higher FG pct.; Last win: vs. Brigham Young (12-22-18)
SDSU Shoots 50% or Better	4-1	13-1	Won 1	70-game win streak snapped at California (12-8-18). Won 75 straight at home when FG pct. >= 50.0 pct. (last loss: UNLV, 1-26-02)
SDSU Shoots 40-50%	4-1	14-9	Won 2	Since March 3, 2010, SDSU is 109-27 overall and 58-8 at home
SDSU Shoots 40% or Less	0-3	3-6	Lost 4	SDSU is 75-16 when shooting 38.9 pct. or better (since Jan. 31, 2015); SDSU is 74-5 since Feb. 22, 2012, at home when shooting at least 38.9 pct.
Opp. Shoots 50% or Better	1-3	1-8	Lost 1	Duke snapped streak of 41 straight SDSU foes to shoot less than 50 pct. in the '15 NCAA tourney
Opp. Shoots 40-50%	1-2	8-8	Lost 2	Suffered seven losses last season. Last loss: vs. San Diego (12-5-18)
Opp. Shoots 40% or Less	6-0	21-1	Won 6	SDSU is 230-31 in last 261 games. Last loss: vs. Houston (3-15-18)
SDSU Bench Outscores Opp.	2-0	17-5	Won 2	SDSU is 144-29 in this category since the beginning of the 2010-11 season; Aztecs are 112-25 in last 137 games
Opp. Bench Outscores SDSU	6-4	12-10	Won 2	SDSU is 68-44 in this category since the beginning of the 2010-11 season
SDSU Scores Less Than 60	0-1	0-2	Lost 3	SDSU is 23-30 in its last 53 games when scoring less than 60 points; Last win: vs. Air Force (3-1-17)
SDSU Scores At Least 60 & Less Than 70	1-3	4-8	Won 1	SDSU is 60-31 in its last 91 games. Last loss: vs. Brown (12-29-18)
SDSU Scores Between 70-79	3-0	11-3	Won 6	SDSU is 13-3 in last 16, 100-11 in its last 111 when scoring 70-79. Last loss: at New Mexico (1-20-18); 32-2 at home in last 34
SDSU Scores Between 80-89	1-1	7-3	Lost 1	SDSU is 28-5 in its last 33 games when scoring between 80-89 points
SDSU Scores Between 90-99	2-0	7-0	Won 22	The Aztecs have won 22 straight games and are 27-2 since 1999-2000 in this category
SDSU Scores 100+	1-0	1-0	Won 27	The Aztecs have won 27 straight games when reaching triple digits. SDSU is 4-0 in games where it has scored 100+ points since the 1999-2000 season.
Opp. Scores Less Than 60	2-0	14-0	Won 16	SDSU is 138-12 in the category in last 150 games; Last loss: at Colorado State (2-25-17)
Opp. Scores Less Than 50	2-0	3-0	Won 7	SDSU is 116-4 the last 120 home games when holding the opponent to 60 points or less
Opp. Scores Between 50-59		10-0	Won 11	SDSU is 56-3 in last 59 in this category (at UW, 12-7-14; vs. Wyo., 3-14-15; Little Rock, 11-21-15)
Opp. Scores Between 60-69	4-0	8-2	Won 4	SDSU is 52-7 in last 59 games in this category; 56-2 in last 58 home games
Opp. Scores Between 70-79	1-1	7-4	Lost 1	SDSU is 63-24 in the category since the start of 2010-11.
Opp. Scores Between 80-89	1-3	1-7	Lost 1	SDSU is 23-25 in its last 48 games when allowing between 70-79 points
Opp. Scores Between 90-99	1-3	1-7	Lost 1	SDSU is 3-12 since the beginning of the 2010-11 season in this category.
Opp. Scores 100+	0-1	0-3	Lost 3	SDSU snapped a 24-game losing streak in the category by winning at TCU (3-3-12)
Wearing Black	1-2	9-10	Lost 1	The Aztecs are 0-3 in this category since the 1999-2000 season.
Wearing Red			Won 1	SDSU is 25-23 in last 48 and 53-41 in its last 94 in the black uniforms; Last worn at California (12-8-18)
Wearing White	6-3	19-6	Won 1	Aztecs are 15-5 in their last 20 when wearing red since the start of 2010-11; Last worn: at San José State (2-21-15)
Wearing Retro White		3-1	Won 2	Last wore on the road at Maui Jim Maui Invitational (vs. (1/1) Duke, 11-19-18, and vs. Xavier, 11-20-18)
Wearing Camouflage			Lost 1	Wore vs. USD and vs. No. 2/3 Kansas in 2015-16; vs. Alabama State, Wyoming, Air Force in 2016-17; vs. Georgia and California, USU, CSU in 2017-18
Wearing Pewter Gray			Won 2	SDSU lost to No. 9/9 Syracuse (11-11-12)
Wearing Turquoise	1-0	2-0	Won 5	Uniforms made its debut vs. USD (12-15-12); Also worn against UNLV (1-16-13), FS (2-9-13), BSU (3-13-13)
On Monday	0-1	1-1	Lost 1	Made its debut vs. Bakersfield (11-20-14); Also vs. SD Christian (11-18-15), vs. Savannah St. (11-28-16), vs. McNeese (11-17-17), Jackson St. (11-27-18)
On Tuesday	4-0	7-2	Won 5	Aztecs are 13-3 on Monday since the beginning of 2010-11. Last loss: vs. (1/1) Duke (11-19-18)
On Wednesday	2-2	5-4	Won 1	SDSU is 39-9 in its last 48 games played on Tuesday. Last loss: at Fresno State (2-6-18)
On Thursday		4-1	Lost 1	SDSU is 20-8 in last 28 and 50-16 in its last 66 games played on Wednesday
On Friday		4-0	Won 4	Aztecs played just 27 Thursday games since the start of the 2010-11 season
On Saturday	2-2	8-7	Lost 1	SDSU is 27-5 in its last 32 games played on the day
On Sunday		1-1	Won 1	SDSU is 63-31 in its last 94 games played on Saturday
In November	4-2	10-4	Won 1	The Aztecs have played only 22 Sunday games since the beginning of the 2010-11 campaign (14-8)
In December	3-3	6-5	Lost 1	SDSU is 44-13 in November since the beginning of the 2010-11 campaign
In January	1-0	4-4	Won 1	The Aztecs are 50-14 in their last 64 games played in December. Last loss: vs. Brown (12-29-18)
In February		6-2	Won 5	SDSU is 32-11 in last 43 and 48-15 in last 63 January games
In March		4-1	Lost 1	SDSU is 33-15 in its last 48 games played during the month