

SAN DIEGO STATE BASKETBALL

14 NCAA Tournament Appearances (7 times in last 9 years) • Record 11-Time Mountain West Champion

Contacts: Mike May, Senior Associate AD of Communications and Media Relations (e-mail: mmay@sdsu.edu) ♦ Lauren Weaver, Media Relations Coordinator (e-mail: lweaver@sdsu.edu)

LIVE COVERAGE

TV: STADIUM; Live Stream: Facebook



Ari Wolfe (play-by-play)
Doug Gottlieb (analyst)
Jeff Goodman (analyst)
Kristen Balboni (sidelines)
Marty Tarr (producer)

Aztecs Radio Network: 101.5 KGB / XTRA 1360 / Fox Sports Inland Empire (IE) 1350 (pregame starts at 7 p.m. PT on XTRA)

Ted Leitner (play-by-play)
Jon Schaeffer (pre, half, post)



Live Stats: GoAztecs.com

SCHEDULE / RESULTS

Record: 5-2 | Home: 3-0, Away: 1-0, Neutral: 1-2

MW Record: 0-0 | Home: 0-0, Away 0-0

Date	SDSU	Opp.	Opponent (TV/Stream)	Time / Result
N.1	rv/--		Chaminade - Exhibition	W, 68-63
N.6	rv/--		Arkansas-Pine Bluff	W, 76-60
N.14			Texas Southern	W, 103-64
N.19	1/1	#vs. Duke (ESPN2)		L, 64-90
N.20		#vs. Xavier (ESPN2)		W, 79-74
N.21	rv/rv	#vs. Iowa State (ESPN2)		L, 57-87
N.27		Jackson State (FOX Sports San Diego)		W, 87-44
D.1		at Illinois State (ESPN+)		W, 75-65
D.5		San Diego (STADIUM/Facebook)		7 p.m. PT
D.8		at California (Pac-12 Network/Pac-12 Bay Area)		7:30 p.m. PT
D.12		Cal State Dominguez Hills		7 p.m. PT
D.22		Brigham Young (CBS Sports Network)		4 p.m. PT
D.29		Brown (FOX Sports San Diego)		5 p.m. PT
J.1		CSUN		Noon PT
J.5		*at Boise State (CBS Sports Network)		8 p.m. MT
J.8		*Wyoming (CBS Sports Network)		7 p.m. PT
J.12		*at Air Force (ESPN3)		2 p.m. MT
J.15		*New Mexico (CBS Sports Network)		8 p.m. PT
J.22		*at Fresno State (ESPNU)		8 p.m. PT
J.26		*UNLV (CBS Sports Network)		5 p.m. PT
J.30		*Air Force (STADIUM/Facebook)		7 p.m. PT
F.2		*at San José State (Mountain West Network)		6 p.m. PT
F.5		*at New Mexico (ESPN2)		9 p.m. MT
F.9		*Utah State (ESPN3)		7 p.m. PT
F.12		*at Colorado State (ESPN2)		9 p.m. MT
F.16		*Boise State (CBS Sports Network)		4 p.m. PT
F.20		*Nevada (CBS Sports Network)		8 p.m. PT
F.23		*at UNLV (ESPNU)		7 p.m. PT
F.26		*at Utah State (CBS Sports Network)		7:30 p.m. MT
M.2		*San José State (FOX Sports San Diego)		7 p.m. PT
M.6		*Fresno State (CBS Sports Network)		7 p.m. PT
M.9		*at Nevada (CBS Sports Network)		7:30 p.m. PT
M.13-16		+at MW Championship (TBD)		TBD

- Maui Jim Maui Invitational (Lahaina Civic Center; Lahaina, Hawaii); * - Mountain West game; + - MW Championship (Thomas & Mack Center; Las Vegas, Nev.)

GAME 8

SAN DIEGO STATE AZTECS (5-2; 0-0 MW) vs. SAN DIEGO TOREROS (6-2; 0-0 WCC)

Wed., Dec. 5 :: 7 p.m. PT :: Steve Fisher Court at Viejas Arena (12,414) :: San Diego, Calif.



SAN DIEGO STATE

Head Coach: Brian Dutcher
Career Record: 27-13 (2nd Season)
Record at San Diego State: 27-13 (2nd Season)
Record vs. San Diego: 1-0



SAN DIEGO

Head Coach: Sam Scholl
Career Record: 6-2 (1st Season)
Record at USD: 6-2 (1st Season)
vs. SDSU: 0-0

SCENE SETTER (through the games of Sun., Dec. 2)

- San Diego State continues a challenging stretch to the non-conference portion of its schedule when the Aztecs play host to San Diego on Wednesday night at Steve Fisher Court at Viejas Arena.
- The Aztecs and Toreros are meeting for the 50th time, with San Diego State owning a 31-18 lead in the series. The Aztecs have won the last two encounters and are 11-1 in the last 12 contests played between the teams.
- San Diego State has won the last 11 games in the series played indoors (the lone exception was the Dec. 6, 2015 game played at Petco Park).
- The Aztecs have won the last eight games in the series played at Viejas Arena. USD's last victory at SDSU came on Dec. 9, 2000 (Steve Fisher's second season as head coach). During the eight-game win streak at home, the Aztecs have outscored the Toreros by 103 points (572-469). In that stretch three games have been decided by single digits (6 in 2003, 3 in 2006 and 9 in 2014).
- This marks just the third time in the last 22 seasons that both teams have entered the game with at least five victories and the teams are collectively at least seven games above .500. In 2012, SDSU (7-1, entering the game) defeated USD (6-5), 72-56 and last season SDSU (5-2) defeated USD (5-0), 66-57.
- SDSU head coach Brian Dutcher is 1-0 as a head coach and 14-5 while on the bench (counts time as the associate head coach/head coach in waiting, etc.) against USD. As a head coach, Dutcher is 2-0 against members of the WCC, with victories last season at San Diego (66-57) and over 12th-ranked Gonzaga (72-70).
- The Aztecs have won 16 of their last 18 games vs. teams that called the West Coast Conference home at the time of the game.
- San Diego State is 14-3 in its last 17 games - regardless of location - dating back to last season.
- The Aztecs have won nine consecutive home games (T-20th longest active streak nationally), outscoring the opposition 776-567 (86.2-63.0) during that span.
- Last Saturday, San Diego State snapped Illinois State's 10-game homecourt win streak with a 75-65 victory. In addition to facing a 6-2 USD team on Wednesday, SDSU travels to California for a Saturday contest. Since SDSU won at California on Dec. 8, 2010, the Bears are 56-13 at home against non-conference opposition.

Series Information

Overall	San Diego State, 31-18
Current Streak	SDSU, 2 (11-1 last 12)
SDSU home	San Diego State, 21-8
USD home	San Diego State, 10-8
Neutral Sites	USD, 2-0
Last Meeting	SDSU 66, @USD 57, N.30.17

LAST TIME OUT (through the games of Sun., Dec. 2)

- Jalen McDaniels has scored in double figures in a career-high eight straight games, had a career-best 15 rebounds and posted his 10th career double-double (SDSU is 9-1 in those games).
- Devin Watson scored a season-high 23 points and added seven rebounds and three assists. He has made multiple threes in five straight games.
- San Diego State snap's Illinois State's 10-game homecourt losing streak and hand the Redbird their widest-margin of defeat in a home game since Nov. 15, 2016 (Evansville, 55-66).
- San Diego State improves to 19-1 under Brian Dutcher when holding the opposition to 40 percent or less from the field (18-58).

TOUGH AT HOME

Since the start of the 2009-10 campaign, SDSU has the ninth best home record in the country (through Dec. 2, 2018).

Rk.	School	Record	Pct.
1.	Kentucky	157-8	.952
2.	Kansas	149-9	.943
3.	Duke	142-9	.941
4.	Stephen F. Austin	129-12	.915
5.	Gonzaga	134-13	.912
6.	Belmont	113-11	.911
7.	Arizona	142-14	.910
8.	Wichita State	138-14	.908
9.	San Diego State	132-17	.886
10.	South Dakota St.	112-15	.882

IMPROVED OFFENSE

It is early but KenPom efficiency ratings show how SDSU's offense is trending in the correct direction.

Season	Rating	Rk.
2018-19	108.9	65
2017-18	110.5	77
2016-17	104.0	183
2015-16	104.8	171
2014-15	104.9	162
2013-14	110.4	86
2012-13	107.7	78
2011-12	107.0	95
2010-11	114.1	28

SDSU CAREER SCORING LIST

Below is a list of San Diego State's all-time leaders in scoring. In school history, 33 players have reached the 1,000-point plateau (list current entering today).

Rk.	School	Pct.
16.	Marcus Slaughter, 04-05-06	1,211
17.	Lorenzo Wade, 07-08-09	1,200
18.	Will Connelly, 75-76-77	1,188
	Von Jacobsen, 69-70-71	1,188
20.	Jamaal Franklin, 11-12-13	1,181
21.	D.J. Gay, 08-09-10-11	1,178
22.	Jeremy Hemsley, 16-17-18-19	1,163
23.	Malik Pope, 15-16-17-18	1,111

San Diego State Aztecs

2018-19 Record: 5-2 (H: 3-0; A: 1-0; N: 1-2); 0-0 MW
12 Postseason Berths in Last 13 Years, 11-Time MW Champions

- The Aztecs have won at least 19 games in 13 straight seasons, which is tied for the 7th-longest active streak in the nation.
- San Diego State has advanced to postseason play in 12 of the last 13 seasons (2006 NCAA, 2007-09 NIT, 2010-15 NCAA, 2016 NIT, 2018 NCAA).

- Trends:**
- SDSU is 13th nationally in winning percentage since the beginning of 2010-11.
 - San Diego State has won 70 straight games when shooting 50 percent or better from the field.
 - The Aztecs have won 15 straight when having a higher FG pct.

	PPG	RPG	APG	FG	3FG	FT	
0 Devin Watson <i>Guard, 6-1, 183, Sr.-1L</i> <i>Oceanside, Calif. (San Francisco)</i>	'18-19 15.9 Career 13.7	3.0 2.3	4.7 3.8	43.9 41.0	41.2 35.4	78.3 74.0	1 of 8 players in the nation avg. 4+ asts. & 3 3FGM... Career numbers: 1,384 points, 233 rebounds, 381 assists... 71 career double-figure scoring games, including 23 of last 29... Last 23 gms: 47-107 3FG (.439)... 26 career 20+pt. games... 3FGM in 10 str. gms... SDSU is 19-5 when he shoots 40 percent or better from the field and 15-2 when he shoots 40 percent or better and has two TO or less.
2 Adam Seiko / SAY-ko / <i>Guard, 6-3, 195, Fr.-RS</i> <i>Boston, Mass. (Sierra Canyon HS (Calif.))</i>	'18-19 2.6 Career same as season	0.7	0.6	4/9	3/6	70.0	One of seven players to see action in every game (77 mins.)... Career-high eight points (2-for-3FGs) vs. Duke... Coming off of a redshirt season... Three-star signee by Rivals... Sierra Canyon went 27-3, and was ranked No. 5 in California and No. 15 nationally his senior year... Known for defending opposing team's best perimeter player in high school... Strong guard who can shoot the three-point shot.
3 Aguek Arop / uh-GWUK uh-ROPE / <i>Forward, 6-6, 220, Fr.-HS</i> <i>Omaha, Neb. (Omaha South HS)</i>	'18-19 1.8 Career same as season	3.2	0.6	4/10	0/2	3/4	CH 7 pts., Sat. at ISU... Played 12+ mins. each of the last two games... A 6-6 forward with a near 7-foot wingspan that is expected to see significant time this season... Tremendous defender and a gifted athlete that can play above the rim... Good mid-range game and is deadly from 15-feet and in... Has been hindered a bit during camp due to a hip injury... Very intelligent on the floor who has helped the other freshman adjust.
4 Michael Sohikish / so-HE-kish / <i>Guard, 5-9, 160, Sr.-SQ</i> <i>San Diego, Calif. (University City HS)</i>	'18-19 0.0 Career 0.5	0.0 0.1	0.3 0.2	0/2 3/11	0/1 0/5	0/0 2/4	Walk-on who has seen action in 15 career games, including four games this season... Fifth-year in the program... A civil engineer major who served as a student-manager before earning playing time... Career totals: 8 points, 2 rebounds, 3 assist, 36 minutes and just 3 turnover... Saw action in his first Mountain West game vs. Utah State (12-30-17).
5 Jalen McDaniels <i>Forward, 6-10, 195, So.-1L</i> <i>Federal Way, Wash. (Federal Way HS)</i>	'18-19 14.6 Career 11.2	8.0 7.6	2.4 1.2	46.4 55.2	31.3 25.7	65.5 76.1	CH 8 str. gms with 10+ pts. (15.0)... Multiple assists in consecutive games for the first time in his career (6)... Career FG pct. 55.2... CH 26 pts., 8 rebs., 3 blocked shots vs. Xavier... Against UAPB, became 4th SDSU player in last 23 seasons to post 15+ pts., 9+ asts. and 3+ stls in a game (Franklin, Leonard, Tapley)... One of 4 Fr. in the country last season to post 10.5 pts., 7.5 rebs. and shoot 58+ pct. from the field last season.
11 Matt Mitchell <i>Forward, 6-6, 240, So.-1L</i> <i>Riverside, Calif. (Roosevelt HS)</i>	'18-19 12.7 Career 10.9	4.0 4.0	1.7 1.7	42.9 44.5	29.0 34.5	76.5 76.5	40 career starts (39 straight)... 25 gms. w/at least 10+ pts... 44 3FG in last 31 gms... 17 of last 20 gms. w/a 3FG when attempting 3FG... Made 15 straight FTA at one point this season... SDSU is 15-4 when he has multiple assists... Averaged the third most minutes on the team as a freshman last season... Will likely see more time on the low post this season.
20 Jordan Schakel / SHACK-ull / <i>Guard, 6-6, 200, So.-1L</i> <i>Torrance, Calif. (Bishop Montgomery HS)</i>	'18-19 9.6 Career 4.3	4.4 2.5	1.0 0.7	51.4 38.0	50.0 38.5	94.1 80.6	Has 4 double-digit scoring games in 40-game career (has 4 in last 6 games... 2nd Aztec in last 22 seasons to produce 3 3FGM, 7 rebs. and 100 pct. FT game (Jamaal Franklin)... 1 TO or less in 33 straight games (9 TO, 512 mins.)... His effort in workouts has reached legendary status... Great rebounder for his size... Averaged 13.8 mins. and played in all 33 games as a Fr... 9 TOs last season (455 mins.).
23 Ed Chang <i>Forward, 6-8, 215, Fr.-HS</i> <i>Papillion, Neb. (Garfield HS (Wash.))</i>	'18-19 1.5 Career same as season	0.3	0.3	2/4	2/4	0/0	Played 15 minutes total in 4 gms... Tremendous shooter (once made nine 3FG in one half of a HS game)... Did not play in high school last season... Attended Papillion-La Vista High in Papillion, Neb. For three years as a prep before finishing at Garfield High in Seattle... Was a two-time all-state selection in Nebraska... Tabbed a four-star recruit by ESPN.
24 Nolan Narain <i>Forward, 6-10, 230, Jr.-2L</i> <i>Hamilton, Ontario, Canada (La Lumiere School (Ind.))</i>	'18-19 4.5 Career 3.9	3.7 2.0	0.7 0.3	66.7 61.9	50.0 35.3	60.0 63.6	Played in 38 career games, including six this season... Starting fourth year in the program (redshirt in 2015-16 campaign)... Played the best basketball of his career near the end of last season... Scored a career-high 18 points in 18 minutes of action against Wyoming (2-14-18)... In a five-game stretch late last season, he had 43 points and 14 rebounds... An ankle injury has limited his practice time in the lead up to the season.
31 Nathan Mensah / MEN-sah / <i>Forward, 6-10, 225, Fr.-HS</i> <i>Labadi, Accra, Ghana (Findlay Prep (Nev.))</i>	'18-19 3.6 Career same as season	5.9	0.6	36.8	0/0	64.7	Played CH 23 mins. at Illinois St. (4 pts., 10 rebs.)... Has 21 rebs. in last 2 gms. (37 mins.)... 11 pts. & 5 rebs in 20 mins. vs. TSU... An injury on the middle finger of his left (shooting) hand forced him to miss about four weeks... He was cleared on Oct. 31 and is now practicing with the team again... He is playing with a hard brace on that finger... Nathan and Joel Mensah are not related.
35 Joel Mensah / MEN-sah / <i>Forward, 6-10, 215, Fr.-HS</i> <i>Korle Gonno, Accra, Ghana (JSerra Catholic HS (Calif.))</i>	'18-19 1.8 Career same as season	1.0	0.0	30.0	0/0	3/4	Played 23 minutes, action in 5 of 7 gms... A hard working center expected to see the floor this season... Is a good shooter with range out to 15 feet... Has a very good motor... Attended JSerra Catholic High in Capistrano, Calif... Averaged 15.9 points, 8.8 rebounds, 1.2 steals and 1.4 blocked shots in his senior season... Nathan and Joel Mensah are not related.
42 Jeremy Hemsley <i>Guard, 6-3, 195, Sr.-3L</i> <i>Rancho Cucamonga, Calif. (Damien HS)</i>	'18-19 10.9 Career 10.8	2.4 2.2	2.4 2.0	44.8 42.6	31.6 34.2	72.0 68.4	22nd in school history w/ 1,163 career points (10.8 ppg)... 125 career treys (7-11th in SDSU history)... Started 70 of 108 games in his career... Led team in scoring 27x and in assists 33x... SDSU is 17-3 when he has at least four assists and 26-14 when he has one TO or less... Has 9 career 20-pt. games... Double figures in scoring 62x... Career numbers: 1,163 points, 218 assists, 239 rebounds, 78 stls., 125 3FGs.

red indicates probable starter, black indicates reserve, outline indicates player is injured; gold indicates player is not expected to play.

SCHEDULE / RESULTS

Date	Opponent (Television/Stream)	Time/Result	Note
N.1	Chaminade - Exhibition	W, 68-63	► Four Aztec starters score in double figures as SDSU overcomes 11-point deficit; FG pct.: SDSU 51.1 pct., Chaminade 37.7 pct.
N.6	Arkansas-Pine Bluff	W, 76-60	► Watson CH 6 3FGs (20 pts.); McDaniels 4th Aztec in last 23 seasons w/ 15+ pts., 9+ rebs., 5+ asts., 3+ stls.; 4 starters 10+ pts.
N.14	Texas Southern	W, 103-64	► Six Aztecs score 10+ including all five starters; SDSU never trailed; Mitchell: 21 pts., 5 rebs.; Schakel: 16 pts., 3-3 3FGs, 7 rebs
N.19	#vs. No. 1/3 Duke (ESPN2)	L, 64-90	► Duke makes 10-of-25 from three-point range (9 in first half); Watson: 15 pts. (3-6 3FG); 4 SDSU players score 11 or more pts.
N.20	#vs. Xavier (ESPN2)	W, 79-74	► SDSU rallies from a 19-point deficit to win; McDaniels first SDSU player since Jamaal Franklin to record 26 pts., 8 rebs., and 3 blocks
N.21	#vs. rv Iowa State (ESPN2)	L, 57-87	► Iowa State makes 14 treys and has a 41-27 edge on the glass; Mitchell: 14 points, 6 rebounds; McDaniels: 10 pts., 7 rebs.
N.27	Jackson State (FOX Sports San Diego)	W, 87-44	► SDSU scores first 11 points and leads wire-to-wire; FG pct: SDSU 50.9, Jackson State 25.9; Five SDSU players in double figures
D.1	at Illinois State (ESPN+)	W, 75-65	► Aztecs snap Illinois State's 10-game homecourt win streak; McDaniels 10th career double-double, 12 pts., CH 15 rebs.; Watson: 23 pts.
D.5	San Diego (STADIUM/Facebook)	7 p.m. PT	► SDSU has won eight straight in the series at Viejas; SDSU leads the all-time series, 31-18; Won at USD in '17-18
D.8	at California (Pac-12 Network, Pac-12 Bay Area)	7:30 p.m. PT	► Aztecs fell last year, 63-62, at home; SDSU leads series, 7-5 (4-1 in last five); First Berkeley trip since 2010
D.12	Cal State Dominguez Hills	7 p.m. PT	► San Diego State has never faced Cal State Dominguez Hills in 97 seasons of basketball
D.22	Brigham Young (CBS Sports Network)	4 p.m. PT	► First meeting since 2014; SDSU has won last two games in series; First meeting in Viejas since Feb. 26, 2011
D.29	Brown (FOX Sports San Diego)	5 p.m. PT	► Second series meeting and first since Dec. 28, 1979, which was won by the Bears in San Diego, 71-64
J.1	CSUN	Noon PT	► First meeting since 2014; SDSU has won four straight in the series, all of which have been in San Diego
J.5	*at Boise State (CBS Sports Network)	8 p.m. MT	► San Diego State will be in search of its first win at Boise State since 2016; SDSU fell last year at BSU, 83-80
J.8	*Wyoming (CBS Sports Network)	7 p.m. PT	► Only meeting of the season; SDSU has won 10 straight vs. the Cowboys at home and is 26-11 all-time
J.12	*at Air Force (ESPN3)	2 p.m. MT	► SDSU won at Air Force last season, 67-56, to improve to 20-16 all-time at the USAF Academy
J.15	*New Mexico (CBS Sports Network)	8 p.m. PT	► SDSU will face UNM at home for the first time since 2016-17; SDSU is 4-1 in its last five vs. UNM at home
J.22	*at Fresno State (ESPNU)	8 p.m. PT	► The Aztecs are 5-3 in their last eight games at Fresno St.; SDSU will look to avenge last year's 79-61 road loss
J.26	*UNLV (CBS Sports Network)	5 p.m. PT	► SDSU is 12-1 in its last 13 games vs. UNLV and has won five straight at home, including last year's 38-point win
J.30	*Air Force (STADIUM/Facebook)	7 p.m. PT	► San Diego State has won 13 straight home games vs. Air Force, including last season's 81-50 decision
F.2	*at San José State (Mountain West Network)	6 p.m. PT	► The Aztecs are 4-1 vs. the Spartans on the road since SJSU joined the Mountain West in 2013-14
F.5	*at New Mexico (ESPN2)	9 p.m. MT	► SDSU has split the last four meetings at New Mexico, but will be looking to avenge 2017-18's four-point loss
F.9	*Utah State (ESPN3)	7 p.m. PT	► SDSU is 5-0 vs. USU at home since the Aggies joined the league in '13-14; SDSU is 10-0 vs. USU in the MW era
F.12	*at Colorado State (ESPN2)	9 p.m. MT	► The Aztecs defeated the Rams in Moby Arena last season, 77-68; SDSU is 9-4 in its last 13 games at CSU
F.16	*Boise State (CBS Sports Network)	4 p.m. PT	► The Aztecs are 5-2 all-time at home vs. Boise State, including last season's 72-64 decision in February
F.20	*Nevada (CBS Sports Network)	8 p.m. PT	► SDSU is 5-0 vs. Nevada at home in the MW era, including last year's five-point win, and is 7-1 all-time
F.23	*at UNLV (ESPNU)	7 p.m. PT	► San Diego State is 7-1 in its last eight games vs. UNLV inside Thomas & Mack Center
F.26	*at Utah State (CBS Sports Network)	7:30 p.m. MT	► SDSU is making its first trip to Utah State since a 66-62 win in 2016-17; SDSU is 3-0 at USU in the MW era
M.2	*San José State (FOX Sports San Diego)	7 p.m. PT	► The Aztecs are 26-8 all-time vs. SJSU at home and 8-1 in their last nine, including five in a row
M.6	*Fresno State (CBS Sports Network)	7 p.m. PT	► SDSU has lost two straight at home to FS, but is 6-2 in last eight; SDSU has won 13 straight Senior Night games
M.9	*at Nevada (CBS Sports Network)	7:30 p.m. PT	► Second straight season the teams have met in the final game of the regular season; SDSU won last year, 79-74
M.13-16	+at Mountain West Championship (TBD)	TBD	► San Diego State will look to defend their 2018 MW tournament title; SDSU has advanced to the title game in eight of the last 10 seasons

- Maui Jim Maui Invitational (Lahaina Civic Center; Lahaina, Hawaii), * - Mountain West game, + - MW Championship (Thomas & Mack Center; Las Vegas, Nev.)

31.0 percent).

- The Aztecs hand Illinois State its first home loss of the season and snap the Redbirds 10-game homecourt win streak.
- Prior to the game, Illinois State's last home loss came on Jan. 10, 2018, when the Redbirds loss a 68-61 decision to a Loyola team that would later advance to the Final Four and finished the season 32-6.
- The Aztecs hand ISU just its fifth loss in its last 42 home games.
- San Diego State wins its third consecutive road game (dating back to last season). It marks the longest road winning streak for the Aztecs since SDSU won three straight road games from Feb. 21-Mar. 1, 2016.
- San Diego State improves to 6-2 record in the Missouri Valley Challenge and has won four of its last five games in the event.
- San Diego State is 14-3 in its last 17 games dating back to last season.
- The Aztecs are 12-1 in their last 13 games against teams that were not nationally-ranked at game time.
- San Diego State now owns a 3-2 series lead against the Redbirds, having won the last three encounters against Illinois State.
- San Diego State is 48-11 in its 59 games played during the month of December.
- This is the first time San Diego State has played on a Saturday this season but the Aztecs have won their last five games played on this day of the week.
- SDSU snapped a modest two-game losing streak when wearing the black uniforms.
- San Diego State has won 15 straight games when leading at the half.
- **Jalen McDaniels – 12 points, career-high 15 rebounds, 2 assists**
Pulled down a career-high 15 rebounds (previous best was 13, twice)... Scored in double figures for a career-best eighth straight game... Posted his 27th career double-figure scoring game (20-7)... It was his first double-double of the season and the 10th of his career (9-1)... Led the Aztecs in rebounding for the 24th time in his career (20-4)... Now has 304 career rebounds.
- **Devin Watson – 23 points, game-high 7 assists, 7-14 FGs, 3-7 3FGs**
Scored in double figures for the sixth time this season (in seven games), the 71st time in his career and the 29th time at SDSU (21-8)... Led the team in assists for the fifth time this season (4-1) and the 17th time at SDSU... Has made multiple three-point field goal sin five consecutive games (14 during that span)... Has seven or more assists three time this season.
- **Jeremy Hemsley – 17 points, 5 rebounds, 3 assists, 3 steals**
Scored a season-high 17 points and now has 37 career points in two games against the Redbirds... He added a season-high five rebounds as well... Connected on two three-point field goals in the contest, matching his season-best performance from the opening game of the campaign against Arkansas-Pine Bluff (11-6-18).

MEDIA RELATIONS

MEDIA RELATIONS OFFICE

Fowler Athletics Center
5302 55th Street, Suite 3014
San Diego, CA 92182
■ Office: 619.594.5547
■ Fax: 619.582.6541

MIKE MAY

Senior Associate A.D. of Communications and Media Relations

■ Coaching staff and student-athlete interviews
■ E-Mail: mmay@sdsu.edu
■ Office: (619) 594-5547
■ Cell: (619) 957-8372

LAUREN WEAVER

Media Relations Coordinator

■ Credentials
■ E-Mail: lweaver@sdsu.edu
■ Office: (619) 594-5547

STAY CONNECTED

■ Athletics Website: goaztecs.com
■ Twitter: @GoAztecs / @Aztec_MBB
■ Facebook: facebook.com/goaztecs
■ Instagram: @goaztecs / @aztec_mbb
■ YouTube: youtube.com/goaztecscom

AMONG THE BEST

BEST FOOTBALL AND MEN'S BASKETBALL WINNING PERCENTAGE SINCE THE BEGINNING OF THE 2010-11 ACADEMIC YEAR (through Dec. 1)

Rk.	Team	W	L	Pct.
1.	Ohio State	315	96	76.6
2.	► San Diego State	295	111	72.7
3.	Michigan State	301	114	72.5
4.	Wisconsin	302	115	72.4
5.	Oregon	302	116	72.2
6.	Louisville	296	116	71.8
7.	Duke	296	117	71.7
8.	Arizona	295	117	71.6
9.	Cincinnati	281	119	70.3
10.	Kentucky	295	125	70.2

BEST MEN'S BASKETBALL WINNING PERCENTAGE SINCE THE BEGINNING OF THE 2010-11 SEASON (through Dec. 2)

Rk.	Team	W	L	Pct.
1.	Gonzaga	252	45	84.8
2.	Kansas	251	53	82.6
3.	Wichita State	237	54	81.4
4.	Kentucky	247	62	79.9
5.	Duke	239	60	79.9
6.	Arizona	237	61	79.5
7.	Saint Mary's	216	65	76.9
8.	Villanova	225	68	76.8
9.	North Carolina	234	74	76.0
10.	Stephen F. Austin	205	66	75.6
11.	Louisville	223	73	75.3
12.	Virginia	211	70	75.1
13.	► San Diego State	215	73	74.7
14.	Cincinnati	214	73	74.6
15.	Belmont	204	70	74.5

SERIES VS. SAN DIEGO

SAN DIEGO STATE LEADS, 31-18

Complete series can be found on page 130 of the media guide and later in this notes package.

SERIES HISTORY VS. WCC

VS. CURRENT MEMBERSHIP

School	W-L	Most Recent
Brigham Young	24-48	N.24.14
Gonzaga	2-2	D.21.17
Loyola Marymount	33-26	N.28.07
Pacific	13-12	N.25.09
Pepperdine	17-35	D.22.94
Portland	3-5	N.10.07
Saint Mary's	5-6	D.1.10
► San Diego	31-18	N.30.17
San Francisco	4-2	D.25.16
Santa Clara	1-0	N.19.09
TOTALS	133-154	

SERIES HISTORY VS. SAN DIEGO

- The Aztecs are 31-18 all-time vs. the Toreros and have won 11 of the last 12 meetings.
- San Diego State is 21-8 vs. USD at home and has won eight in a row at Viejas Arena in the series.
- The Aztecs have won 11 straight games vs. San Diego in games played indoors.
- SDSU is 10-8 all-time in games played at USD and has won five straight road games vs. the Toreros.
- The series has produced some entertaining games as 30 of the 49 all-time meetings have been decided by 10 points or less. Four meetings have also needed overtime, most recently the 2009 get-together at Jenny Craig Pavilion.
- Below is a look at current San Diego State player stats against USD. Watson played USD four times while attending San Francisco and those stats are included in the totals below.

Player	Record	GP	GS	Min.-Avg.	FG-FGA	Pct.	3FG-3FGA	Pct.	FT-FTA	Pct.	OR	DR	Reb.	RPG	Asst.	TO	Blk.	Stl.	Pts.	PPG
Devin Watson	3-2	5	5	160-32.0	19-48	.396	6-18	.333	18-23	.783	0	8	8	1.6	12	14	7	0	62	12.4
Jeremy Hemsley	2-1	3	3	87-29.0	14-29	.483	4-8	.500	10-14	.714	0	8	8	2.7	3	4	0	3	42	14.0
Matt Mitchell	1-0	1	1	32-32.0	4-4	1.000	1-1	1.000	4-5	.800	0	4	4	4.0	0	5	0	0	13	13.0
Jalen McDaniels	1-0	1	1	8-8.0	1-1	1.000	0-0	.000	0-0	.000	0	2	2	2.0	0	1	0	0	2	2.0
Jordan Schakel	1-0	1	0	12-12.0	0-0	.000	0-0	.000	0-0	.000	0	1	1	1.0	1	0	0	1	0	0.0

SDSU VS. THE WEST COAST CONFERENCE

- The Aztecs have won 16 of their last 18 games vs. the West Coast Conference. This streak only includes games against teams that were in the WCC at game time. That streak dates back to Nov. 19, 2009 and includes a pair of victories over top-12 ranked Gonzaga programs.
- SDSU has won 11 of its last 13 games vs. current members of the West Coast Conference.
- On Dec. 22, the Aztecs will play another WCC school, Brigham Young, at home.
- All-time, the Aztecs are 133-154 against the current membership of the West Coast Conference.

SAN DIEGO STATE SNAPSHOT

- In its first six games, San Diego State has started two seniors and three sophomores.
- The Aztecs have a wealth of experience in the backcourt with a pair of seniors. **Devin Watson**, who is in his third year with the program after playing two seasons at the Univ. of San Francisco, leads the team this season in scoring (15.9), minutes played (35.0), assists (4.7) and has connected on 21-of-51 attempts from beyond the arc (41.2 percent). **Jeremy Hemsley**, has played extensively for San Diego State the last four seasons logging 108 games and 70 starts. He is averaging 30.3 minutes (second on the team), 10.9 points, and is considered the team's best defender.
- The other three starters come from the Aztecs' sensational sophomore class of **Jalen McDaniels**, **Matt Mitchell** and **Jordan Schakel**. Through seven games the group has averaged 36.9 points and 79.5 minutes. The three players also have chipped in 115 rebounds, 36 assists and 24 steals to date.
- San Diego State currently has four players in double figures - all of whom start. In addition to Watson and Hemsley, sophomore forward **McDaniels** is second on the team (14.6) and sophomore forward **Mitchell** (12.7) also average in double figures.
- To date, the Aztecs defense has been very impressive. SDSU's seven opponents shot a combined 38.6 percent from the field, 30.0 percent from three-point distance and are averaging 14.0 turnovers and 69.1 points.

SEASON SCENE SETTER

- Dutcher welcomes back three returning starters in redshirt sophomore forward **Jalen McDaniels** (2018 all-MW third team by media, honorable mention by coaches) sophomore forward **Matt Mitchell** and senior guard **Devin Watson**. The trio played in all 33 games a year ago with Watson starting every game, Mitchell receiving the opening nod 32 times (starting the final 31 outings) and McDaniels starting 21 of the final 22 contests (did not start on Senior Night).
- The aforementioned threesome ranked No. 2, 3 and 4 in scoring in 2017-18 with Watson leading the way at 12.2 points and falling seven points shy of tying outgoing senior Malik Pope for the team lead in the category. Mitchell and McDaniels, meanwhile, each finished with 10.5 scoring averages.
- SDSU returns from last year its leader in rebounding average (McDaniels - 7.5), assists (Watson - 12.4), steals (Mitchell - 3.6), field-goal percentage (McDaniels - .586), free-throw percentage (McDaniels - .788), three-point field-goal percentage (Watson - .389), three-pointers (Mitchell and Watson - 49) and minutes (Watson - 1,031).
- Senior guard **Jeremy Hemsley** and junior forward **Nolan Narain** are back for their respective seasons after receiving the starting nod at different times throughout the 2017-18 campaign. Hemsley (7.3 ppg, 1.22 a/to) played in 32 of 33 games last year, starting seven times, and enters '18-19 with 63 starting assignments in 101 career games, which is the most on the active roster. Narain, meanwhile, started once in 23 games and averaged career highs in every category (4.7 ppg, 2.0 rpg, .688 FG).
- Sophomore guard **Jordan Schakel** returns as one of the team's top three-point threats. Hailing from Torrance, Schakel ranked fourth on the team last year in three-point makes (27) and percentage (.346; min. 40 3FGA), while playing in all 33 games (13.8 mpg). Schakel averaged 3.2 points and 2.1 rebounds, and took great care of the ball, committing just nine turnovers in 455 minutes. In fact, he only had one multi-turnover game all season and finished the year with 26 straight one-turnover-or-less outings.

THE PROGRAM (through the games of Wed., Nov. 28)

- Head coach **Brian Dutcher** is in his second season at the helm after guiding San Diego State to a 22-11 record in his first season. He was the only first-year coach to lead his team to the NCAA tournament in 2018. In 96 previous seasons of Aztec basketball, no head coach had won more games and/or won a conference title in his first year until Dutcher accomplished the feat.
- San Diego State had advanced to the NCAA tournament seven times in the last nine seasons, making Sweet 16 appearances in both 2011 and 2014. Only 26 schools nationally have played in at least seven of the last nine NCAA tourneys.
- The Aztecs' NCAA appearance in 2018 was their first since 2015, and their 12th postseason berth in the last 13 years (8 NCAA, 4 NIT).
- SDSU claimed its Mountain West-leading 11th conference title last year and broke a tie with New Mexico by claiming its fifth MW tournament crown. The Aztecs, who played in their fourth Mountain West championship game in the last five seasons, won the tourney for the first time since 2011.

- San Diego State has been one of the elite programs in the nation since the start of the 2010-11 season, posting a cumulative record of 214-73. SDSU's .746 winning percentage is the 12th-best nationally over the last eight years. *See left column on the previous page for complete list*
- SDSU enters the new year having won at least 20 games and advanced to the postseason in 12 of the last 13 years (8 NCAA, 4 NIT). In the last 13 seasons, the Aztecs have averaged 25.2 victories.
- The Aztecs have won the Mountain West regular-season crown (outright or shared) five times in the last eight years.
- San Diego State has won at least 19 games in 13 consecutive seasons.

JALEN IS BACK FOR MORE

- After a phenomenal freshman debut, Jalen McDaniels is back for his sophomore campaign with the Aztecs. McDaniels, who spent the offseason auditioning for NBA teams, withdrew from the draft just prior to the deadline.
- McDaniels, who focused on being a better long-range shooter while working with NBA teams this past summer, is looking to better on a remarkable debut campaign.
- Currently, McDaniels is averaging 14.6 points and 8.0 rebounds per game. No SDSU player has averaged 14 points and eight rebounds since Jamaal Franklin during the 2012-13 campaign (17.0 ppg, 9.5 rpg). Only five Aztec players have done it in the last 22 seasons (Jamaal Franklin, Randy Holcomb, Kawhi Leonard, Aerick Sanders, Marcus Slaughter (twice)).
- Jalen posted a special game in the 2018-19 season-opening victory against Arkansas-Pine Bluff. The sophomore became the first SDSU player in nearly seven years and just the fourth Aztec player, regardless of class, in the last 22 seasons to produce a game with at least 15 points, nine rebounds, five assists and three steals. He joined:

Player	Opponent / Date	Pts.	Rebs.	Asst.	Stls.	MP	NBA Perf.
Kawhi Leonard	vs. Wichita State / Dec. 4, 2010	16	12	5	4	34	+27
Chase Tapley	vs. Bryant / Nov. 11, 2011	20	11	6	3	38	+31
Jamaal Franklin	vs. Redlands / Dec. 30, 2011	26	10	5	6	28	+37
Jalen McDaniels	vs. Texas Southern / Nov. 6, 2018	15	9	5	3	27	+23

- McDaniels has scored in double figures in all seven games this season and has reached double figures in a career-high eight consecutive games dating back to last season.
- San Diego State is 5-0 this season and 23-8 in his career when McDaniels connects on at least 40 percent or better from the field.
- The Aztecs are 13-2 when McDaniels scores at least 14 points and shoots at least 40 percent from the field.

Below is a look at a few of his accomplishments last season:

- For starters, McDaniels averaged 10.5 points, 7.5 rebounds and shot 58.6 percent from the field and 78.8 percent from the line last season. He led the team in rebounding as a freshman last season.
- McDaniels was one of just four freshman in the nation to average 10.5 points, 7.5 rebounds and connect on at least 58 percent from the field. Other than McDaniels, Iowa State's Cameron Lard is the only other 2017-18 freshman who returned for his sophomore campaign.
- He is the only San Diego State player, regardless of class, to post those numbers over an entire season in at least 22 seasons.
- For comparison sake, SDSU great Kawhi Leonard averaged 12.7 points and 9.9 rebounds as a freshman in 2009-10. However, McDaniels had an edge in field-goal percentage as Leonard connected on 45.5 percent from the field and 72.6 percent from the line.

HEMSLEY CLIMBING CHARTS IN 4TH SEASON

- In his senior season, Jeremy Hemsley is in rare company. A native of Rancho Cucamonga, Calif., Hemsley will spend this season climbing the Aztecs career statistical charts in many categories.
- Here are a few of the categories to keep an eye on:
- First off, Hemsley is a member of the 1,000-point, 200 rebound, 200 assist club. In school history, there have been 33 players to score 1,000 points at San Diego State and 24 to record 200 rebounds, but in the Brian Dutcher/Steve Fisher era only nine players have reached the 1,000-200-200 club. The players to accomplish that since 1999-2000 are (listed chronologically): Tony Bland, Brandon Heath, Lorenzo Wade, D.J. Gay, Chase Tapley, Xavier Thames, Winston Shepard, Trey Kell and Hemsley.
- Hemsley has 1,163 points. That ranks 22nd on the school's all-time list (15 points shy of D.J. Gay in 21st place).
- Hemsley has 218 assists. That ranks 21st on the school's all-time list.
- Hemsley has 125 three-point field goals. That ranks 11th in school history (four shy of James Rahon in 10th place).
- Hemsley has played 2,841 minutes. That ranks 18th on the school's all-time list.
- Hemsley has 238 made free throws. That is good for 16th in school's Division I era.

TOUGH AT HOME

- San Diego State has advanced to the NCAA tournament seven of the last nine seasons and has a NIT national semifinalist appearance as well during that span. One reason for the success is that the Aztecs have been a very tough out at Viejas Arena.
- Since the start of the 2009-10 campaign, San Diego State has the ninth-highest winning percentage in the country, amassing a 132-17 home record, winning 88.6 percent of its home games during that span.

Here are a few tidbits on the recent home success.

- In its last 152 home games, San Diego State has compiled a 135-17 mark, including a 66-7 record against non-conference competition at Viejas.
- Since the start of the 2012-13 campaign, the Aztecs are 87-13 at home, including a 41-6 record in non-conference home contests during that stretch (39-4 against non-top 25 non-conference foes).
- The Aztecs are 33-5 in their last 38 non-conference home games.
- Currently, San Diego State has a modest nine-game win streak at Viejas.

PRESEASON MOUNTAIN WEST CONFERENCE POLL

- San Diego State has been picked second in the annual Mountain West preseason media poll.

'18-19 MW PRESEASON POLL

Rk.	School (1st-Place Votes)
1.	Nevada – 207 (18)
2.	► San Diego State – 188 (1)
3.	New Mexico – 153
4.	Boise State – 139
5.	Fresno State – 138
6.	UNLV – 122
7.	Wyoming – 88
8.	Colorado State – 80
9.	Utah State – 78
10.	Air Force – 42
11.	San José State – 19

MOUNTAIN WEST STANDINGS

Since start of 2008-09 season, Mountain West games only.

Rk.	School	W	L	Pct.	GB
1.	► San Diego State	121	47	.720	-
2.	New Mexico	111	57	.661	10
3.	Boise State	71	49	.592	26
4.	Fresno State	59	47	.557	31
5.	Nevada	57	49	.538	33
6.	UNLV	88	80	.524	33
7.	Colorado State	84	84	.500	37
8.	Utah State	40	50	.444	42
9.	Wyoming	68	100	.405	53
10.	Air Force	45	123	.268	76
11.	San Jose State	13	77	.144	69

MOUNTAIN WEST CHAMPIONSHIPS (11)

Regular Season Championships (6, record)

2006
2011
2012
2014
2015
2016

Tournament Championships (5, record)

2002
2006
2010
2011
2018

MOST MW MBB TITLES

Current members

Rk.	Team	MW Titles
1.	► San Diego State	11
2.	New Mexico	8
3.	Nevada	3
	UNLV	3
	Wyoming	3
6.	Air Force	1
	Boise State	1
	Colorado State	1
	Fresno State	1

MOST MW MBB COACHING TITLES

Rk.	Team	MW Titles
1.	► Steve Fisher, San Diego State	10
2.	Steve Alford, New Mexico	6
3.	Dave Rose, Brigham Young	4
4.	Steve Cleveland, Brigham Young	3
	Eric Musselman, Nevada	3

SDSU CAREER LEADERS

POINTS

Rk.	Player	Years	GP	Points
1.	Brandon Heath	04-05-06-07	125	2,189
2.	Michael Cage	81-82-83-84	112	1,846
3.	Anthony Watson	83-84-85-86	110	1,735
4.	Chase Tapley	10-11-12-13	134	1,526
5.	Tony Pinkins	55-56-57	82	1,475

17.	Lorenzo Wade	07-08-09	92	1,200
18.	Will Connelly	75-76-77	82	1,188
	Von Jacobsen	69-70-71	78	1,188
20.	Jamaal Franklin	11-12-13	87	1,181
21.	D.J. Gay	08-09-10-11	140	1,178
22.	► Jeremy Hemsley	16-17-18-19	108	1,163
23.	Malik Pope	15-16-17-18	125	1,111

ASSISTS

Rk.	Player	Years	GP	Assists
1.	Tony Gwynn	78-79-80-81	107	590
2.	Richie Williams	06-07-08-09	127	479
3.	Chad Nelson	94-95-96-97	112	412
4.	Brandon Heath	04-05-06-07	125	394
5.	Mark Delsman	74-75-76-77	109	376

15.	Ray Leary	74-75-76	76	279
16.	Lorenzo Wade	07-08-09	92	275
17.	Mike Dodd	76-77-78-79	91	271
18.	Creon Dorsey	85-86	59	263
19.	Bryan Williams	88-89	48	243
20.	Michael Best	89-90	56	238
21.	► Jeremy Hemsley	16-17-18-19	108	218
22.	Tony Bland	02-03	63	213

THREE-POINT FIELD GOALS

Rk.	Player	Years	GP	3FGM
1.	Brandon Heath	04-05-06-07	125	281
2.	Tony Ross	87-88-89	85	270
3.	Chase Tapley	10-11-12-13	134	223
4.	D.J. Gay	08-09-10-11	140	219
5.	John Sharper	03-04-05-06	119	166
6.	Trey Kell	15-16-17-18	134	150
7.	Matt Shrigley	14-15-16-17	113	138
8.	Jason Richey	97-98	52	136
9.	Kyle Spain	06-07-08-09	115	130
10.	James Rahon	11-12-13	100	129
11.	► Jeremy Hemsley	16-17-18-19	108	125
12.	Chad Nelson	94-95-96-97	112	122

- The preseason favorite, according to the media that regularly cover the conference, is Nevada, which won the 2017-18 regular-season title. The Wolf Pack earned 207 points and 18 first-place votes to finish in front of SDSU, the reigning Mountain West tournament champions who garnered 188 points and one first-place tally.
- The Aztecs won the MW tournament crown a season ago when they beat New Mexico in the final. The Lobos' run to the championship game set them up for a third-place finish in this year's preseason poll. UNM picked up 153 points to finish ahead of fourth-place Boise State (139 points) and fifth-place Fresno State (138).
- UNLV (6th; 122 points), Wyoming (7th; 88) and Colorado State (8th; 80) were the next three teams to fall in line behind the Bulldogs with Utah State (9th; 78), Air Force (10th; 42) and San José State (11th; 19) rounding out the poll.
- SDSU has finished either first or second in the Mountain West preseason poll and received at least one first-place vote in each of the last five years. It is also the 10th time in 20 seasons the Aztecs have been picked first or second in the poll. All 10 times, additionally, have occurred in the last 14 years.
- Despite being considered the second-best team in the league, San Diego State did not have a player voted to the preseason all-conference team or as one of the of-the-year award winners (player, freshman, newcomer).
- The Aztecs are set to return three of their top four scorers from last season (Devin Watson, Matt Mitchell, Jalen McDaniels) and four of their top six (Watson, Mitchell, McDaniels, Jeremy Hemsley) off a 2017-18 team that went 22-11, won their Mountain West-high 11th conference title and advanced to the NCAA tournament for the seventh time in the last nine years.

LAST TIME OUT

SAN DIEGO STATE 75, ILLINOIS STATE (game 7)

Dec. 1, 2018 | Redbird Arena

- San Diego State received strong play from its starting senior backcourt and used a relentless team effort on the glass and on the defensive end to pick up a road win at Illinois State, 75-65.
- The game was part of the eighth annual Mountain West - Missouri Valley Challenge and the SDSU victory helped the Mountain West salvage a tie in the 10-games played between the teams this season.
- The Aztecs snapped the Redbirds' 10-game homecourt winning streak thanks in part to Devin Watson's season-high 23 points and game-high seven assists and classmate Jeremy Hemsley timely shooting en route to 17 points and five rebounds.
- Possibly overlooked was another outstanding performance by sophomore Jalen McDaniels who reached double figures for a personal-best eighth straight game. McDaniels recorded his 10th career double-double with 12 points and a personal-high 15 rebounds.
- The Aztecs had their best rebounding game of the season, with a 47-36 rebound advantage in the contest. It marked the second straight game in which the Aztecs enjoyed a double-digit advantage on the glass after being outrebounded in three of the first five contests of the season. The -11 rebound margin marked the worst of the season for the Redbirds.
- SDSU limited Illinois State to 31.0 percent field goal shooting, its lowest percentage in nearly 21 months, since No. 21 Wichita State limited the Redbirds to 29.3 percent on March 5, 2017.
- San Diego State led for 37:20 of the contest, including the entire second half. The Aztecs were never really in danger in the second half, but when Illinois State cut the deficit to 55-49 with 11:37 to play, the Aztecs responding with an 8-0 run. Hemsley converted on a basket and followed it with a try on the next possession and Watson made a three-pointer of his own to push the lead back to 14 points.

SDSU BROADCAST ROSTER

San Diego State at Illinois State | Doug Collins Court at Redbird Arena | Normal, Ill. | Dec. 1, 2018



0
DEVIN WATSON

Guard
6-1, 183, Senior-1L
Oceanside, Calif.
Univ. of San Francisco

PPG: 14.7 RPG: 3.0 APG: 4.3
FG%: 42.6 3FG: 40.9 FT%: 85.7



2
ADAM SEIKO

Guard
6-3, 195, Freshman-RS
Boston, Mass.
Sierra Canyon High (Calif.)

PPG: 3.0 RPG: 0.8 APG: 0.7
FG%: 4/9 3FG: 3/6 FT%: 70.0



3
AGUEK AROP

Forward
6-6, 220, Freshman-HS
Omaha, Neb.
Omaha South High

PPG: 0.8 RPG: 3.0 APG: 0.6
FG%: 2/6 3FG: 0/2 FT%: 0/0



4
MICHAEL SOHIKISH

Guard
5-9, 160, Senior-SQ
San Diego, Calif.
University City High

PPG: 0.0 RPG: 0.0 APG: 0.3
FG%: 0/2 3FG: 0/1 FT%: 0/0



5
JALEN MCDANIELS

Forward
6-10, 195, Sophomore-1L
Federal Way, Wash.
Federal Way High

PPG: 15.0 RPG: 6.8 APG: 2.5
FG%: 47.1 3FG: 35.7 FT%: 67.9



11
MATT MITCHELL

Forward
6-6, 230, Sophomore-1L
Riverside, Calif.
Roosevelt High

PPG: 13.3 RPG: 4.3 APG: 1.8
FG%: 44.4 3FG: 33.3 FT%: 85.2



20
JORDAN SCHAKEL

Guard
6-6, 200, Sophomore-1L
Torrance, Calif.
Bishop Montgomery High

PPG: 10.7 RPG: 4.0 APG: 1.2
FG%: 52.9 3FG: 50.0 FT%: 94.1



23
ED CHANG

Forward
6-8, 215, Freshman-HS
Papillion, Neb.
Garfield High (Wash.)

PPG: 1.5 RPG: 0.3 APG: 0.3
FG%: 2/4 3FG: 2/4 FT%: 0/0



24
NOLAN NARAIN

Forward
6-10, 230, Junior-2L
Hamilton, Ontario, Canada
La Lumiere School (Ind.)

PPG: 4.5 RPG: 3.7 APG: 0.7
FG%: 66.7 3FG: 1/2 FT%: 60.0



31
NATHAN MENSAH

Forward
6-10, 225, Freshman-HS
Labadi, Accra, Ghana
Findlay Prep (Nev.)

PPG: 3.5 RPG: 5.2 APG: 0.7
FG%: 37.5 3FG: 0/0 FT%: 9/15



35
JOEL MENSAH

Forward
6-10, 215, Freshman-HS
Korle Gonno, Accra, Ghana
JSerra Catholic High (Calif.)


PPG: 1.8 RPG: 1.0 APG: 0.0
FG%: 3/10 3FG: 0/0 FT%: 3/4



42
JEREMY HEMSLEY

Guard
6-3, 195, Senior-3L
Rancho Cucamonga, Calif.
Damien High

PPG: 9.8 RPG: 2.0 APG: 2.3
FG%: 42.2 3FG: 28.6 FT%: 77.3




HEAD COACH
BRIAN DUTCHER

- 2nd season as head coach
- 20th year at SDSU
- 1989 NCAA champion
- 3 NCAA title game appearances
- 17 NCAA tournament appearances
- 11-time Mountain West champion



ASSISTANT COACH
ROD PALMER



ASSISTANT COACH
DAVE VELASQUEZ



ASSISTANT COACH
JAY MORRIS



ASST. TO HEAD COACH
MARK FISHER



SAN DIEGO STATE BASKETBALL

VS. SAN DIEGO SERIES HISTORY

Mike May, SDSU Senior Associate Athletics Director/Media Relations ♦ E-Mail: mmay@sdsu.edu ♦ Office: 619.594.5547 ♦ Cell: 619.957.8372
 Lauren Weaver, SDSU Media Relations Coordinator ♦ E-Mail: lweaver@sdsu.edu ♦ Office: 619.594.5547

SERIES - SAN DIEGO STATE LEADS, 31-18 (HOME: 21-8; AWAY: 10-8; NEUTRAL: 0-2)

Date	SDSU Rank	USD Rank	Location (Venue)	Result	Score	OT	Attendance	Tip Time	TV	SDSU High Scorer	SDSU High Rebounder
D.5.18			H - San Diego (Viejas Arena at Aztec Bowl)								
N.30.17	-/-	-/-	A - San Diego (Jenny Craig Pavilion)	' W	66-57		4,536	8:07 p.m. PT	FS West	Watson - 26	Pope - 9
N.11.16 ^	-/-	-/-	H - San Diego (Viejas Arena at Aztec Bowl)	W	69-59		12,414	so 8:05 p.m. PT	ESPNU	Hemsley - 25	Williams - 5
D.6.15	-/-	-/-	N - San Diego (PETCO Park)	L	48-53		10,086	2:08 p.m. PT	FS San Diego	Kell - 14	Chol - 7
D.4.14	13/14	-/-	H - San Diego (Viejas Arena at Aztec Bowl)	" W	57-48		12,414	so 8:10 p.m. PT	ESPNU	Polee II - 14	Chol - 7
D.5.13	24/--	-/-	A - San Diego (Jenny Craig Pavilion)	W	65-64		5,100	so 8:05 p.m. PT	FS San Diego	Thames - 17	Davis - 15
D.15.12	18/15	-/-	H - San Diego (Viejas Arena at Aztec Bowl)	' W	72-56		12,414	so 7:05 p.m. PT	4SD	Tapley - 15	Franklin - 8
D.7.11	-/-	-/-	A - San Diego (Jenny Craig Pavilion)	W	74-62		4,708	7:05 p.m. PT	4SD	Tapley - 23	Stephens - 9
D.11.10	14/15	-/-	H - San Diego (Viejas Arena at Aztec Bowl)	' W	77-49		12,414	so 7:05 p.m. PT	4SD	Thomas - 20	Leonard - 13
D.2.09	-/-	-/-	A - San Diego (Jenny Craig Pavilion)	W	69-62	*	4,662	7:05 p.m. PT	4SD	Gay - 22	Thomas - 10
D.6.08	-/-	-/-	H - San Diego (Cox Arena at Aztec Bowl)	' W	57-46		9,923	7:05 p.m. PT	The Mtn./4SD	Spain - 16	Shelton - 7
N.19.07	-/-	-/-	A - San Diego (Jenny Craig Pavilion)	W	69-64		5,100	so 7:05 p.m. PT	4SD	Wade - 14	Williams - 5
N.29.06	-/-	-/-	H - San Diego (Cox Arena at Aztec Bowl)	W	79-76		9,075	7:05 p.m. PT	4SD	Abukar - 22	Abukar - 7
N.30.05	-/-	-/-	A - San Diego (Jenny Craig Pavilion)	L	80-90		5,012	7:05 p.m. PT	4SD	Heath - 24	Camara - 10
D.1.04	-/-	-/-	H - San Diego (Cox Arena at Aztec Bowl)	' W	83-63		6,132	7:05 p.m. PT	4SD	Heath - 26	Slaughter - 12
D.3.03	-/-	-/-	A - San Diego (Jenny Craig Pavilion)	W	66-63		5,100	so 7:05 p.m. PT	4SD	Heath - 27	Sanders - 9
J.8.03	-/-	-/-	H - San Diego (Cox Arena at Aztec Bowl)	' W	78-72		8,078	7:05 p.m. PT	4SD	Bland - 17	Burns - 7
D.5.01	-/-	-/-	A - San Diego (Jenny Craig Pavilion)	L	67-72		5,100	so 7:35 p.m. PT	4SD	Faux - 25	Holcomb - 10
D.9.00	-/-	-/-	H - San Diego (Cox Arena at Aztec Bowl)	L	52-55		8,186	7:05 p.m. PT	-	Faux/Holcomb - 13	Correa - 9
D.4.99	-/-	-/-	A - San Diego (USD Sports Center)	L	45-73		2,500	so 7:00 p.m. PT	4SD	Abramowitz - 11	Marion - 6
D.19.98	-/-	-/-	H - San Diego (Cox Arena at Aztec Bowl)	L	51-52		3,106	7:00 p.m. PT	4SD	Watts - 18	Correa - 5
D.8.96	-/-	-/-	H - San Diego (Sports Arena)	W	87-70		2,484	7:00 p.m. PT	-	Richey - 27	Kruiswyk - 7
D.2.95	-/-	-/-	A - San Diego (USD Sports Center)	L	65-69		2,500	so 5:00 p.m. PT	Prime Sports	Nelson - 14	Carter - 9
D.1.92 ^	-/-	-/-	N - San Diego (Sports Arena)	L	60-85		2,909	7:30 p.m. PT	-	Clark - 10	McNaull - 9
N.22.91 ^	-/-	-/-	A - San Diego (Sports Arena)	L	57-60		5,468	8:00 p.m. PT	-	Smith - 16	McNaull - 8
N.27.90	-/-	-/-	H - San Diego (Sports Arena)	L	74-75		4,007	7:30 p.m. PT	-	Massey - 23	Dow - 7
D.6.89	-/-	-/-	H - San Diego (Sports Arena)	W	85-75		3,535	7:30 p.m. PT	-	Jamison, Dow - 19	Jamison - 6
D.19.87	-/-	-/-	H - San Diego (Sports Arena)	L	53-76		2,725	7:30 p.m. PT	-	Williams - 13	Rogers - 5
D.11.86	-/-	-/-	H - San Diego (Sports Arena)	L	67-83		3,325	7:30 p.m. PT	-	Dildy - 17	Hawkins - 12
D.14.85	-/-	-/-	H - San Diego (Sports Arena)	L	64-81		2,941	7:30 p.m. PT	-	Martens - 13	Brown - 12
D.6.84	-/-	-/-	H - San Diego (Sports Arena)	W	57-53		5,020	7:30 p.m. PT	-	Cage - 26	Kennedy - 8
J.5.84	-/-	-/-	H - San Diego (Sports Arena)	W	61-47		3,866	7:35 p.m. PT	-	Smith - 12	Cage - 18
D.9.82	-/-	-/-	H - San Diego (Sports Arena)	W	47-45		4,058	7:35 p.m. PT	-	Allen - 13	Cage - 11
D.10.81	-/-	-/-	H - San Diego (Sports Arena)	W	41-36		3,612	7:35 p.m. PT	-	Gordon - 15	Allen - 6
D.2.80	-/-	-/-	H - San Diego (Sports Arena)	W	60-52		3,092	7:30 p.m. PT	-	Mendoza - 13	Cage - 12
D.4.79	-/-	-/-	H - San Diego (Sports Arena)	W	67-58	*			-		
D.8.76	-/-	-/-	A - San Diego (USD Sports Center)	L	63-67				-		
D.19.75	-/-	-/-	H - San Diego (Peterson Gym)	W	78-62				-		
F.25.75	-/-	-/-	A - San Diego (USD Sports Center)	W	84-61				-		
F.27.73	-/-	-/-	A - San Diego (USD Sports Center)	L	67-78				-		
J.25.72	-/-	-/-	H - San Diego (Sports Arena)	W	87-69				-		
J.26.71	-/-	-/-	H - San Diego (Peterson Gym)	W	97-82				-		
F.3.70	-/-	-/-	A - San Diego (USD Sports Center)	W	70-67				-		
F.20.69	-/-	-/-	H - San Diego (Peterson Gym)	L	65-72				-		
D.9.67	-/-	-/-	A - San Diego (USD Sports Center)	W	69-59				-		
D.15.66	-/-	-/-	H - San Diego (Peterson Gym)	W	55-50	*			-		
D.16.65	-/-	-/-	A - San Diego (USD Sports Center)	L	47-54				-		
J.22.65	-/-	-/-	H - San Diego (Peterson Gym)	L	85-89	**			-		
D.6.63	-/-	-/-	A - San Diego (USD Sports Center)	W	70-69				-		
D.8.62	-/-	-/-	H - San Diego (Peterson Gym)	W	68-49				-		

^ - indicates season-opening game. * - indicates overtime period. " - San Diego State never trailed in game. ' - San Diego State never trailed in the second half. so - indicates sell out.

SERIES HISTORY

Meetings	49
First Meeting	Dec. 8, 1962
Most Recent Meeting	Nov. 30, 2017
Overall Record	31-18
Home Record	21-8
Away Record	10-8
Neutral Record	0-2
Dutcher Record	1-0

COACHES RECORDS

SAN DIEGO STATE	Home	Away	Neutral	Total
Brian Dutcher		1-0		1-0
Steve Fisher	8-1	5-3	0-1	13-5
Fred Trenkle	1-1	0-1		1-2
Tony Fuller			0-1	0-1
Jim Brandenburg	1-2	0-1		1-3
Smokey Gaines	6-2			6-2
Tim Vezie	1-0	1-1		2-1
Dick Davis	2-0	1-1		3-1
George Ziegenfuss	2-2	2-1		4-3
TOTALS	21-8	10-8	0-2	31-18

SAN DIEGO	@USD	@SDSU	Neutral	Total
Sam Scholl				
Lamont Smith	0-1	0-1	1-0	1-2
Bill Grier	0-4	0-4		0-8
Brad Holland	4-1	2-4		6-5
Hank Egan	1-0	4-2	1-0	6-2
Jim Brovelli	1-1	0-6		1-7
Bernie Bickerstaff	1-1	0-2		1-3
Phil Woolpert	1-2	2-2		3-4
TOTALS	8-10	8-21	2-0	18-31

WIDEST MARGIN OF VICTORY

Rk.	Date	Score	Venue	Margin
1.	D.11.10	SDSU 77, USD 49	H - Viejas Arena	28
2.	F.25.75	SDSU 84, USD 61	A - SDSU Sports Center	23
3.	D.1.04	SDSU 83, USD 63	H - Cox Arena	20
4.	D.8.62	SDSU 68, USD 49	H - Peerson Gym	19
5.	J.25.72	SDSU 87, USD 69	H - Sports Arena	18
6.	D.8.96	SDSU 87, USD 70	H - Sports Arena	17
7.	D.15.12	SDSU 72, USD 56	H - Viejas Arena	16
	D.19.75	SDSU 78, USD 62	H - Peterson Gym	16
9.	J.26.71	SDSU 97, USD 82	H - Peterson Gym	15
10.	J.5.84	SDSU 61, USD 47	H - Sports Arena	14
11.	D.7.11	SDSU 74, USD 62	A - Jenny Craig	12
12.	D.6.08	SDSU 57, USD 46	H - Cox Arena	11

Rk.	Date	Score	Venue (SDSU)	Margin
1.	D.4.99	USD 73, SDSU 45	A - USD Sports Center	28
2.	D.1.92	USD 85, SDSU 60	N - Sports Arena	25
3.	D.19.87	USD 76, SDSU 53	H - Sports Arena	23
4.	D.14.85	USD 81, SDSU 64	H - Sports Arena	17
5.	D.11.86	USD 83, SDSU 67	H - Sports Arena	16

VENUE HISTORY

HOME	Record	Strk/Last
Viejas/Cox Arena at Aztec Bowl	21-8	Won 8
Sports Arena	8-2	Won 8
Peterson Gym	9-4	D.8.96
	4-2	D.19.75
AWAY	Record	Strk/Last
Jenny Craig Pavilion	10-8	Won 5
Sports Arena	6-2	Won 5
USD Sports Center	0-1	N.22.91
	4-5	D.4.99
NEUTRAL	Record	Strk/Last
PETCO Park	0-2	Last 2
Sports Arena	0-1	D.6.15
	0-1	D.1.92

MOST POINTS SCORED (SINCE '98)

Rk.	Player	Date	Venue	Pts.
1.	Brandon Heath	Dec. 3, 2003	A - Jenny Craig	27
	Jason Richey	Dec. 8, 1996	H - Sports Arena	27
3.	Devin Watson	Nov. 30, 2017	A - Jenny Craig	26
	Brandon Heath	Dec. 1, 2004	H - Cox Arena	26
5.	Jeremy Hemsley	Nov. 11, 2016	H - Viejas Arena	25
	Al Faux	Dec. 5, 2001	A - Jenny Craig	25
7.	Brandon Heath	Nov. 30, 2005	A - Jenny Craig	24
8.	Trey Kell	Nov. 11, 2016	H - Viejas Arena	23
	Chase Tapley	Dec. 7, 2011	A - Jenny Craig	23
	Marcus Slaughter	Nov. 30, 2005	A - Jenny Craig	23

MOST REBOUNDS SCORED (SINCE '98)

Rk.	Player	Date	Venue	Reb.
1.	Josh Davis	Dec. 5, 2013	A - Jenny Craig	15
2.	Kawhi Leonard	Dec. 11, 2010	H - Viejas Arena	13
3.	Marcus Slaughter	Dec. 1, 2004	H - Cox Arena	12
4.	Malcolm Thomas	Dec. 2, 2009	A - Jenny Craig	10
	Mohamed Camara	Nov. 30, 2005	A - Jenny Craig	10
	Randy Holcomb	Dec. 5, 2001	A - Jenny Craig	10

MOST ASSISTS SCORED (SINCE '98)

Rk.	Player	Date	Venue	Ast.
1.	Xavier Thames	Dec. 7, 2011	A - Jenny Craig	11
2.	Richie Williams	Nov. 19, 2007	A - Jenny Craig	8
	Tony Bland	Jan. 8, 2003	A - Jenny Craig	8
4.	Lorenzo Wade	Nov. 19, 2007	A - Jenny Craig	6
	Richie Williams	Nov. 30, 2005	A - Jenny Craig	6

DOUBLE-DOUBLES (SINCE '98)

Player	Date	Venue	Pts.	Reb.
Josh Davis	Dec. 5, 2013	A - Jenny Craig	10	15
Xavier Thames	Dec. 7, 2011	A - Jenny Craig	11	*11
Kawhi Leonard	Dec. 11, 2010	H - Viejas Arena	13	13
Mohamed Camara	Nov. 30, 2005	A - Jenny Craig	10	10
Marcus Slaughter	Dec. 1, 2004	H - Cox Arena	12	12
Randy Holcomb	Dec. 5, 2001	A - Jenny Craig	14	10

* - indicates number is assists.

BIGGEST SDSU COMEBACKS (SINCE '98)

BIGGEST COMEBACK*	Trailed	Final
Dec. 7, 2011 at USD	2-14 (-12)	W, 74-62
Nov. 11, 2016 at SDSU	14-23 (-9)	W, 69-59
Dec. 11, 2010 at SDSU	18-25 (-7)	W, 77-49
Nov. 29, 2006 at SDSU	17-24 (-7)	W, 79-76
Dec. 2, 2009 at USD	22-28 (-6)	at-W, 69-62
Dec. 1, 2004 at SDSU	8-14 (-6)	W, 83-63
Jan. 8, 2003 at SDSU	2-8 (-6)	W, 78-72

BIGGEST SECOND-HALF COMEBACK*	Trailed	Final
Nov. 19, 2007 at USD	40-44 (-4)	W, 69-64
Nov. 11, 2016 at SDSU	35-37 (-2)	W, 69-59
Nov. 29, 2006 at SDSU	46-48 (-2)	W, 79-76
Dec. 3, 2003 at USD	61-63 (-2)	W, 66-63
Dec. 5, 2013 at USD	34-35 (-1)	W, 65-64
Dec. 7, 2011 at USD	53-54 (-1)	W, 74-62

* - comebacks counted in SDSU wins only.

Last Meeting: San Diego State 66, San Diego 57 Nov. 30, 2017 ♦ Jenny Craig Pavilion ♦ Att.: 4,536

SAN DIEGO - Despite playing without two of its top six players, San Diego State defeated San Diego, 66-57, at Jenny Craig Pavilion to notch its 11th win in its last 12 series meetings.

The Aztecs, who were without Max Montana and Trey Kell due to injuries, rode the back of Devin Watson. The junior guard knocked down all six of his shot attempts in the first half to lead SDSU offensively, while the defense collectively shut down the Toreros attack.

USD took a 7-6 lead with 16:11 left in the first half after Isaiah Pineiro connected on a jumper. After that, the Aztec defense forced the Toreros into missing eight straight shots before a Juwan Gray snapped San Diego's scoring drought. By then, the Aztecs were ahead, 13-8, and then responded by making USD miss an additional six shots in a row.

The Aztecs only led, 30-22, at halftime as a result of seven first-half turnovers, but it was their defense that stole the headlines. SDSU limited USD to just 27.3-percent shooting in the first half, including a 2 for 15 effort from behind the three-point line.

Despite its shooting woes, San Diego flashed its resiliency, cutting the deficit to four points on two different occasions, the last coming with 15:23 left in regulation. The Aztecs, however, answered with seven consecutive points to keep the Toreros at bay.

With Montana out with a knee injury and Kell unable to go due to an ankle injury despite giving it a go during warm-ups, Watson scored a season-high 26 points to go with five steals.

SDSU	FG	3FG	FT	R	F	TP	A	TO	B	S	MP
Mitchell*	4-4	1-1	4-5	4	2	13	0	5	0	0	32
Pope*	3-9	0-0	0-1	9	1	6	2	6	4	2	32
Rooks*	2-5	0-0	2-3	7	1	6	2	2	2	0	17
Watson*	7-11	2-5	10-11	3	1	26	1	1	0	5	40
Hemsley*	4-7	0-2	3-6	3	3	11	0	1	0	0	32
McDaniels	1-1	0-0	0-0	2	2	2	0	1	0	0	8
Schakel	0-0	0-0	0-0	1	1	0	1	0	0	1	12
Narain	0-3	0-1	0-0	4	2	0	0	1	0	1	16
Gill-Caesar	0-5	0-2	2-2	2	0	2	0	0	1	0	11
Team						2					
Totals	21-45	3-11	21-28	37	13	66	6	17	7	9	200

USD	FG	3FG	FT	R	F	TP	A	TO	B	S	MP
Pineiro*	8-18	2-6	1-1	5	5	19	1	2	3	3	30
Floresca*	1-1	1-1	0-0	3	0	3	1	1	0	1	14
Neubauer*	1-4	0-2	0-0	3	2	2	2	1	0	4	27
Carter III*	4-11	2-8	2-2	1	3	12	2	2	0	1	32
Wright*	4-15	2-9	0-0	6	4	10	6	3	0	2	37
Williams	1-5	0-3	0-0	0	3	2	2	1	0	0	21
Gray	2-4	0-1	1-2	3	2	5	0	0	0	0	16
Martinez	0-0	0-0	0-0	0	1	0	0	0	0	0	1
Massalski	2-3	0-0	0-2	6	0	4	1	1	1	0	22
Team						4					
Totals	23-61	7-30	4-7	31	20	57	15	11	4	11	200

Halftime: San Diego State 30, San Diego 22. FG%: San Diego State 46.7, San Diego 37.7. 3FG%: San Diego State 27.3, San Diego 23.3. FT%: SDSU 75.0, San Diego 57.1. Officials: Randy McCall, David Hall, Tony Padilla. Technicals: None.

2018-19 SAN DIEGO STATE ALPHABETICAL ROSTER

No.	Name	Pos.	Ht.	Wt.	Yr.	Exp.	Most Recent Div. I Season			Hometown (High School/Previous School)
							PPG	RPG	APG	
3	Aguek Arop	F	6-6	220	Fr.	HS	--	--	--	Omaha, Neb. (Omaha South High)
23	Ed Chang	F	6-8	215	Fr.	HS	--	--	--	Papillion, Neb. (Garfield High (Wash.))
13	Caleb Giordano	G	6-3	190	So.	JC	--	--	--	La Mesa, Calif. (Great Oak High/San Diego Miramar College)
42	Jeremy Hemsley	G	6-3	195	Sr.	3L	7.3	1.7	2.1	Rancho Cucamonga, Calif. (Damien High)
5	Jalen McDaniels	F	6-10	195	So.	1L	10.5	7.5	0.9	Federal Way, Wash. (Federal Way High)
35	Joel Mensah	F	6-10	215	Fr.	HS	--	--	--	Accra, Ghana (JSerra Catholic High (Calif.))
31	Nathan Mensah	F	6-10	225	Fr.	HS	--	--	--	Accra, Ghana (Findlay Prep (Nev.))
11	Matt Mitchell	F	6-6	240	So.	1L	10.5	4.0	1.7	Riverside, Calif. (Roosevelt High)
24	Nolan Narain	F	6-10	225	Jr.	2L	4.7	2.0	0.3	Hamilton, Ontario, Canada (La Lumiere School (Ind.))
20	Jordan Schakel	G	6-6	200	So.	1L	3.2	2.1	0.6	Torrance, Calif. (Bishop Montgomery High)
2	Adam Seiko	G	6-3	195	Fr.	RS	--	--	--	Boston, Mass. (Sierra Canyon High (Calif.))
4	Michael Sohikish	G	5-9	160	Sr.	SQ	0.7	0.2	0.2	San Diego, Calif. (University City High)
0	Devin Watson	G	6-1	183	Sr.	1L	12.2	2.6	3.8	Oceanside, Calif. (El Camino High/San Francisco)

2018-19 SAN DIEGO STATE NUMERICAL ROSTER

No.	Name	Pos.	Ht.	Wt.	Yr.	Exp.	Most Recent Div. I Season			Hometown (High School/Previous School)
							PPG	RPG	APG	
0	Devin Watson	G	6-1	183	Sr.	1L	12.2	2.6	3.8	Oceanside, Calif. (El Camino High/San Francisco)
2	Adam Seiko	G	6-3	195	Fr.	RS	--	--	--	Boston, Mass. (Sierra Canyon High (Calif.))
3	Aguek Arop	F	6-6	220	Fr.	HS	--	--	--	Omaha, Neb. (Omaha South High)
4	Michael Sohikish	G	5-9	160	Sr.	SQ	0.7	0.2	0.2	San Diego, Calif. (University City High)
5	Jalen McDaniels	F	6-10	195	So.	1L	10.5	7.5	0.9	Federal Way, Wash. (Federal Way High)
11	Matt Mitchell	F	6-6	240	So.	1L	10.5	4.0	1.7	Riverside, Calif. (Roosevelt High)
13	Caleb Giordano	G	6-3	190	So.	JC	--	--	--	La Mesa, Calif. (Great Oak High/San Diego Miramar College)
20	Jordan Schakel	G	6-6	200	So.	1L	3.2	2.1	0.6	Torrance, Calif. (Bishop Montgomery High)
23	Ed Chang	F	6-8	215	Fr.	HS	--	--	--	Papillion, Neb. (Garfield High (Wash.))
24	Nolan Narain	F	6-10	225	Jr.	2L	4.7	2.0	0.3	Hamilton, Ontario, Canada (La Lumiere School (Ind.))
31	Nathan Mensah	F	6-10	225	Fr.	HS	--	--	--	Accra, Ghana (Findlay Prep (Nev.))
35	Joel Mensah	F	6-10	215	Fr.	HS	--	--	--	Accra, Ghana (JSerra Catholic High (Calif.))
42	Jeremy Hemsley	G	6-3	195	Sr.	3L	7.3	1.7	2.1	Rancho Cucamonga, Calif. (Damien High)

Head Coach:

Brian Dutcher (Minnesota, 1982), Second Season (20th Season Overall at SDSU)

Assistant Coaches:

Rod Palmer (UC Irvine, 1990), First Season

David Velasquez (San Diego State, 2007), Sixth Season (17th Season Overall at SDSU)

Jay Morris (Cal State Dominguez Hills, 2010), First Season

Assistant to the Head Coach:

Mark Fisher (Michigan, 2001), Sixth Season (17th Season Overall at SDSU)

Assistant A.D.-Director of Operations:

Matt Soria (San Diego State, 2002), 12th Season (19th Season Overall at SDSU)

Director of Player Development:

JD Pollock (Kennesaw State, 2009), Second Season

ELIGIBLE IN 2019-20

No.	Name	Pos.	Ht.	Wt.	Yr.	Exp.	Most Recent Div. I Season			Hometown (High School/Previous School)
							PPG	RPG	APG	
22	Malachi Flynn	G	6-2	180	Jr.	TR	15.8	3.4	4.3	Tacoma, Wash. (Bellarmine Prep/Washington State)

PRONUNCIATIONS

Aguek Arop

uh-GWUK uh-rope

Jordan Schakel

Jordan SHACK-kull

Malachi Flynn

MAL-uh-ky Flynn

Adam Seiko

Adam SAY-ko

Michael Sohikish

Michael so-HE-kish



BRIAN DUTCHER

Head Coach • 27-12 record as head coach at San Diego State and overall

2nd Season • 20th Season Overall at SDSU • Minnesota, 1982

Brian Dutcher, a long-time San Diego State men's basketball assistant coach, is entering his second season as head coach after a first year in which he led the Aztecs to their Mountain West-high 11th conference title and back to the NCAA tournament for the first time since 2015. Dutcher, who took over the helm of the program following Steve Fisher's retirement announcement on April 11, 2017, was on The Mesa for all of Fisher's 18 seasons. He held the title of associate head coach/head coach in waiting for six years and is the program's 15th head coach.

Over the course of his time at San Diego State, Dutcher helped the Aztecs reach the postseason 14 times, including nine trips to the NCAA tournament, win a conference-best 11 Mountain West titles and record 13 seasons of at least 20 victories.

Since 2008-09, Dutcher and SDSU twice advanced to the NCAA Sweet 16 (2011, 2014) and NIT semifinal round (2009, 2016), won at least 25 games seven times and captured eight MW championships (five regular season, three tournament).

Dutcher arrived at SDSU shortly after Fisher was hired on March 26, 1999. In his first year in "America's Finest City," the Aztecs won only five games, but improved upon their win total from the season before. After that, San Diego State posted a 14-14 record in 2000-01, before winning the 2002 MW Championship, earning an NCAA tournament bid and finishing with a 21-12 record. The 2002-03 campaign saw SDSU receive an NIT invitation, which culminated in the program's first Division I postseason victory.

After helping attract the first McDonald's All-American to the 2002-03 squad, Dutcher assisted in securing the signatures of future starters and all-league performers Brandon Heath and Marcus Slaughter. The duo started their first two seasons on The Mesa, leading to the 2005-06 season that produced the school's first Mountain West regular-season and tournament title sweep.

The Aztecs advanced to the NCAA tournament and ultimately won a then-school-record 24 games. That appearance led to a string of 10 consecutive postseason berths.

From the 2006-07 campaign through 2008-09, San Diego State registered 20 or more wins and went to three straight NITs. In 2009, the Aztecs advanced to the NIT semifinals and broke the previous school record with 26 victories.

The run to the NIT semifinals was a springboard to the most successful run in SDSU basketball history. Led by future NBA first-round draft pick and NBA champion Kawhi Leonard, the 2009-10 Aztecs won the MW Championship, advanced to the NCAA tournament and fell four points shy of moving on to the second round before finishing with a 25-9 record.

The NCAA experience from the 2009-10 squad proved fruitful in 2010-11 when it returned all five starters, including Leonard, and a freshman named Jamaal Franklin, who would turn out to be a future MW Player of the Year and NBA draft selection. With Dutcher on staff, SDSU won its first 20 games of the year, shared the MW regular-season title and captured the MW tournament crown. The Aztecs moved on to the NCAA tournament as a No. 2 seed and won the program's first Division I NCAA tournament game. San Diego State, which was ranked as high as No. 4 and received first-place votes at one point in the season, advanced to the Sweet 16 and fell to the eventual national champion, finishing with a school-record 34 wins, a mark that still stands today. The Aztecs' also found themselves in the final top-25 polls, ranking sixth in the AP and 11th in the USA Today Coaches Poll.

Five months after SDSU's record-setting 2010-11 campaign, the University elevated Dutcher from associate head coach to associate head coach/head coach in waiting.

In his first season with his new title, Dutcher and the Aztecs advanced to the 2011-12 NCAA tournament as an at-large team and recorded 26 wins. The next season, SDSU was again an at-large selection to the 2013 NCAA tournament, moved on to the round of 32 for the second time in three years and finished with 23 victories.

Another NCAA Sweet 16 run was in the cards in Dutcher's third season as the head coach in waiting. The Aztecs opened the season by winning 21 of their first 22 games, including 20 in a row at one point, and were led by seniors Xavier Thames, who would become an NBA draft pick, and Josh Davis. SDSU won the program's second outright Mountain West regular-season title and later swept through two games in Spokane, Washington, to secure its second Sweet 16 appearance in four seasons. San Diego State compiled 31 wins and finished the season ranked 13th in the AP and 12th in the Coaches after rising to as high as fifth nationally in both polls.

The 2014-15 campaign saw the Aztecs spend their fifth straight season in the top 25. In the process of winning 27 games, San Diego State grabbed its second straight MW regular-season crown and earned an at-large invitation to the NCAA tournament where they defeated St. John's in the round of 64. One season later, the Aztecs found themselves in the NIT after winning the MW by three games with a 16-2 record. Nevertheless, San Diego State won three games and qualified for the NIT national semifinals, eventually logging 28 victories.

Last season, SDSU won six consecutive games to end the regular season and all three in the MW tournament to capture the program's 11th league crown to return to the NCAA tournament. Despite the NCAA first-round exit, SDSU finished the campaign with a 22-11 record, with the 22 wins representing the most by a first-year Aztec men's basketball head coach and the second-most among first-year coaches last season.

Before Dutcher arrived at San Diego State, he served as assistant coach and later associate head coach at Michigan under Fisher. He spent 10 seasons on the Wolverine staff, establishing himself as one of the nation's top assistant coaches. His first year in Ann Arbor was 1989 and resulted in a national title for Michigan as he assisted then-interim head coach Fisher on the bench.

The Bloomington, Minn., native led UM's recruiting efforts in 1990-91 when the Wolverines inked Juwan Howard, Ray Jackson, Jimmy King, Jalen Rose and Chris Webber. The "Fab Five" is considered perhaps the best recruiting class in NCAA history. Dutcher helped lead that group to nearly 100 wins, two berths in the NCAA championship game and a regional final over a four-year period. He was also on the Michigan staff for an NIT championship (1997).

Dutcher's recruiting prowess, however, was demonstrated by more than just the "Fab Five" haul. Michigan had the nation's top-ranked recruiting class in 1993-94 and in 1994-95, with a group that included Maurice Taylor and Jerod Ward. The accomplishment marked the first time that a university had the nation's top class in consecutive years, according to recruiting analyst Bob Gibbons.

Dutcher was born Oct. 30, 1959, in Alpena, Mich. He attended Jefferson High School in Bloomington, Minn., and went on to earn a bachelor's degree in physical education from Minnesota in 1982. While an undergraduate, he worked for his father, then-Gopher head coach Jim Dutcher. He then spent one season in the prep ranks at Apple Valley (Minn.) High School before becoming a graduate assistant at Illinois, where he earned his master's degree in physical education and athletic administration.

While in Champaign, Dutcher helped Lou Henson lead the Illini to a Big Ten championship, two appearances in the Sweet 16 and one regional final.

Dutcher's first full-time coaching job came at South Dakota State, where he spent three seasons helping turn around the Division II program before departing in 1988 for Michigan.

His final season in Ann Arbor ended with the Wolverines claiming the first-ever Big Ten Tournament championship.

Brian Dutcher Year-By-Year (Division I Only)

Year	School (Position)	Overall		Conference		Postseason; Championships
		W-L	Pct.	W-L	Pct.	
1988-89	Michigan (AC)	30-7	.811	12-6	.667	NCAA Champions
1989-90	Michigan (AC)	23-8	.742	12-6	.667	NCAA 2nd Round
1990-91	Michigan (AC)	14-15	.483	7-11	.389	NIT 1st Round
1991-92	Michigan (AC)	25-9	.735	11-7	.611	NCAA Runner-Up
1992-93	Michigan (AC)	31-5	.861	15-3	.833	NCAA Runner-Up
1993-94	Michigan (AC)	24-8	.750	13-5	.722	NCAA Regional Finalist
1994-95	Michigan (AC)	17-14	.548	11-7	.611	NCAA 1st Round
1995-96	Michigan (AC)	20-12	.625	10-8	.556	NCAA 1st Round
1996-97	Michigan (AC)	24-11	.686	9-9	.500	NIT Champions
1997-98	Michigan (AC)	25-9	.735	11-5	.688	NCAA 2nd Round; Big 10 Tournament
10 Seasons at UM		233-98	.704	111-67	.624	8 NCAAAs, 10 Postseason Appearances

Year	School (Position)	Overall		Conference		Postseason; Championships
		W-L	Pct.	W-L	Pct.	
1999-00	SDSU (Asst. HC)	5-23	.179	0-14	.000	
2000-01	SDSU (Asst. HC)	14-14	.500	4-10	.286	
2001-02	SDSU (Asst. HC)	21-12	.636	7-7	.500	NCAA 1st round; MW Tournament
2002-03	SDSU (Asst. HC)	16-14	.533	6-8	.429	NIT second round
2003-04	SDSU (Asst. HC)	14-16	.467	5-9	.357	
2004-05	SDSU (Asst. HC)	11-18	.379	4-10	.286	
2005-06	SDSU (Asst. HC)	24-9	.727	13-3	.813	NCAA 1st Round; MW RS, Tournament
2006-07	SDSU (Asst. HC)	22-11	.667	10-6	.625	NIT 2nd Round
2007-08	SDSU (Asst. HC)	20-13	.606	9-7	.563	NIT 1st Round
2008-09	SDSU (Asst. HC)	26-10	.722	11-5	.688	NIT Semifinals
2009-10	SDSU (Asst. HC)	25-9	.735	11-5	.688	NCAA 1st Round; MW Tournament
2010-11	SDSU (Asst. HC)	34-3	.919	14-2	.875	NCAA Sweet 16; MW RS, Tournament
2011-12	SDSU (HCIW)	26-8	.765	10-4	.714	NCAA 2nd Round; MW RS
2012-13	SDSU (HCIW)	23-11	.676	9-7	.563	NCAA 3rd Round
2013-14	SDSU (HCIW)	31-5	.861	16-2	.889	NCAA Sweet 16; MW RS
2014-15	SDSU (HCIW)	27-9	.750	14-4	.778	NCAA 3rd Round; MW Co-RS
2015-16	SDSU (HCIW)	28-10	.737	16-2	.889	NIT Semifinals; MW RS
2016-17	SDSU (HCIW)	19-14	.576	9-9	.500	
2017-18	SDSU (HC)	22-10	.686	11-7	.611	NCAA; MW Tournament
2018-19	SDSU (HC)	5-2	.714	0-0	.000	
19 Seasons at SDSU		413-221	.651	179-121	.597	9 NCAAAs, 14 Postseason Appearances

29-Season Career Totals	Overall		Conference		Postseason
	W-L	Pct.	W-L	Pct.	
	646-319	.669	290-188	.607	17 NCAAAs, 24 Postseason Appearances

SEASON / CAREER HIGHS

Points	
Season	23 at Illinois State (12-1-18)
Career	33 vs. Pepperdine (3-5-16) 33 vs. Gonzaga (1-2-16)

Rebounds	
Season	4 vs. (1/1) Duke (11-19-18) 4 vs. Arkansas-Pine Bluff (11-6-18)
Career	8 vs. Coppin State (12-18-15)

Assists	
Season	8 vs. Texas Southern (11-14-18)
Career	9 at Arizona State (11-14-17)

Field Goals	
Season	7 vs. Arkansas-Pine Bluff (11-6-18)
Career	12 vs. Gonzaga (1-2-16)

Field Goals Attempted	
Season	14 at Illinois State (12-1-18) 14 vs. Xavier (11-20-18)
Career	26 vs. Gonzaga (1-2-16)

Three-Point Field Goals	
Season	6 vs. Arkansas-Pine Bluff (11-6-18)
Career	6 vs. Arkansas-Pine Bluff (11-6-18)

Three-Point FG Attempted	
Season	11 vs. Xavier (11-20-18)
Career	12 vs. Gonzaga (1-2-16)

Free Throws	
Season	7 vs. Xavier (11-20-18)
Career	14 vs. UC Riverside (11-21-15)

Free Throws Attempted	
Season	9 at Illinois State (12-1-18)
Career	17 at Pacific (2-25-16)

Steals	
Season	2 vs. Jackson State (11-27-18) 2 vs. (1/1) Duke (11-19-18)
Career	6 at Florida Gulf Coast (11-25-14)

Blocked Shots	
Season	
Career	

Minutes Played	
Season	39 vs. Xavier (11-20-18)
Career	42 vs. Santa Clara (2-6-16) 42 vs. Gonzaga (1-2-16)



0 • DEVIN WATSON

GUARD • 6-1 • 183 • SENIOR - 1L
OCEANSIDE, CALIF. (SAN FRANCISCO)

- 1 of 8 players in the nation to average at least four assists and 3 three-point field goals a game.

NCAA Rankings (through Dec. 2)

- 64th in three-point field goals per game (3.00), 72nd in minutes per game (34:58), 89th in assists per game (4.7), 91st in three-point field goal percentage (.412)

Mountain West Rankings (through Dec. 2)

- 3rd in minutes per game (34:58), 4th in assists per game (4.7), 4th in three-point field goals per game (3.00), 4th in three-point field goal attempts (51), T-4th in three-point field goals (21), T-5th in assists (33), 6th in three-point field goal percentage (.412), 9th in points per game (15.9), 9th in assist-to-turnover ratio (1.65)

Quick Hits

- In his last 28 games, he has made 59-of-132 three-point attempts (44.7 percent).
- Reached double figures in 23 of the last 30 games (12.7 ppg; 381 points).
- In his last 30 games, he has 119 assists and 60 turnovers (1.98 ast./TO ratio).
- Averaging 3.9 assists in his last 14 games (55 assists, 28 turnovers).
- In 18 away/neutral games last season, he averaged 13.4 points (241 points).
- Has reached double figures in scoring in 25 of his last 31 road/neutral games.
- Has eight games of at least 25 points in his career.
- Has multiple assists in 42 of his last 49 games.

Season Highlights

- Leads SDSU in minutes (245 (No. 2 is 212)), minutes per game (35.0), three-point field goals (21), three-point field goal attempts (51), assists (33) and assists per game (4.7).
- Has scored in double figures six of the team's seven games (SDSU is 5-1 in those games).
- Has three or more assists in six of the team's seven games (SDSU is 5-1 in those games).
- Posted a team-high 20 points on 7-of-12 shooting in the opener against Arkansas-Pine Bluff... Made a career-high six three-pointers, going 6-for-10 from three-point range... Scored or assisted on 10 (41.7 pct.) of SDSU's 24 field goals.
- Had 14 points and eight assists against Texas Southern... The eight assists were just one off a career high.
- Averaged 14.7 points and 3.7 assists at the Maui Jim Maui Invitational... At the Maui led the team in minutes played (104, 34.7), three-pointers (9), assists (11, 3.7) and steals (3, 1.0), while ranking second in points (44, 14.7)... Had a team-high 15 points (5-8 FG, 3-6 3FG) against No. 1/1 Duke in the opener... Recorded 21 points and a game-high seven assists, playing a season-high 39 minutes in the win vs. Xavier. Scored or assisted on 12 (46.2 pct.) of SDSU's 26 field goals.
- Scored a season and game-high 23 points with seven assists at Illinois State... It was his third 20-point game of the season, seventh as an Aztec and 26th of his career... Scored or assisted on 14 (51.9 pct.) of SDSU's 27 field goals.

2018-19 GAME-BY-GAME STATISTICS

Opponent	GS	FG	3FG	FT	O-D-R	PF	TP	A	TO	B	S	MP
Arkansas-Pine Bluff	*	7-12	6-10	0-0	0-4-4	1	20	3	3	0	1	38
Texas Southern	*	5-12	1-4	3-4	0-2-2	1	14	8	3	0	0	32
vs. (1/1) Duke	*	5-8	3-6	2-2	1-3-4	3	15	3	3	0	2	34
vs. Xavier	*	5-14	4-11	7-8	1-2-3	1	21	7	3	0	1	39
vs. Iowa State	*	3-11	2-6	0-0	1-1-2	0	8	1	2	0	0	31
Jackson State	*	4-11	2-7	0-0	0-3-3	1	10	4	2	0	2	33
at Illinois State	*	7-14	3-7	6-9	0-3-3	1	23	7	4	0	0	38
San Diego												
at California												
Cal State Dominguez Hills												
Brigham Young												
Brown												
CSUN												
at Boise State												
Wyoming												
at Air Force												
New Mexico												
at Fresno State												
UNLV												
Air Force												
at San Jose State												
at New Mexico												
Utah State												
at Colorado State												
Boise State												
Nevada												
at UNLV												
at Utah State												
San Jose State												
Fresno State												
at Nevada												

MISCELLANEOUS STATS / SAN DIEGO STATE RECORD

Category	2018-19 Season		Career	
	Games	SDSU W/L	Games	SDSU W/L
Double-Figure Scoring	6	5-1	71*	21-8
Double-Figure Assists	0	0-0	0	0-0
Double-Doubles	0	0-0	0	0-0
Led SDSU in Scoring	3	2-1	12	8-4
Led SDSU in Rebounding	0	0-0	0	0-0
Led SDSU in Assists	5	4-1	17	10-7
20+ Point Games	3	3-0	26	6-1
15+ Point Games	4	3-1	40	9-4
5+ Assist Games	3	3-0	36	9-4
Consecutive Games	Current	Long		
Double-Figure Scoring	2	19		
With At Least 1 Assist	49	49		
Played 30 or More Minutes	10	19		

* - 42 double-digit scoring games came while at San Francisco.

► WATSON CAREER STATISTICS

Year	G-GS	Min.-Avg.	FG-FGA	Pct.	3P-3PA	Pct.	FT-FTA	Pct.	OR	DR	Reb	Avg.	PF-D	AT	TO	BS	ST	Pts	Avg.
14-15*	31-17	732-23.6	82-214	.383	16-64	.250	81-111	.730	13	39	52	1.7	58-2	78	59	0	31	261	8.4
15-16*	30-30	1,041-34.7	192-459	.418	65-186	.349	159-217	.733	9	65	74	2.5	53-2	146	89	0	27	608	20.3
17-18	33-33	1,031-31.2	130-319	.408	49-126	.389	95-126	.754	17	69	86	2.6	47-0	124	60	0	32	404	12.2
18-19	7-7	245-35.0	36-82	.439	21-51	.412	18-23	.783	3	18	21	3.0	8-0	33	20	0	6	111	15.9
Totals	101-87	3,049-30.2	440-1,074	.410	151-427	.354	353-477	.740	42	191	233	2.3	166-4	381	228	0	96	1,384	13.7

* - San Francisco

CAREER HIGHS

Points

Career 8 vs. (1/1) Duke (11-19-18)

Rebounds

Career 3 vs. Jackson State (11-27-18)

Assists

Career 2 vs. Xavier (11-20-18)

Field Goals

Career 2 vs. (1/1) Duke (11-19-18)

Field Goals Attempted

Career 2 vs. Iowa State (11-21-18)
2 vs. (1/1) Duke (11-19-18)
2 vs. Texas Southern (11-14-18)
2 vs. Arkansas-Pine Bluff (11-6-18)

Three-Point Field Goals

Career 2 vs. (1/1) Duke (11-19-18)

Three-Point FG Attempted

Career 2 vs. Iowa State (11-21-18)
2 vs. (1/1) Duke (11-19-18)

Free Throws

Career 3 vs. Jackson State (11-27-18)

Free Throws Attempted

Career 4 vs. Jackson State (11-27-18)
4 vs. (1/1) Duke (11-19-18)

Steals

Career 3 vs. Jackson State (11-27-18)

Blocked Shots

Career

Minutes Played

Career 16 vs. Iowa State (11-21-18)



2 • ADAM SEIKO

GUARD • 6-3 • 195 • FRESHMAN - RS
BOSTON, MASS. (SIERRA CANYON HIGH (CALIF.))

Quick Hits

- Pronounced SAY-ko.
- Made his collegiate debut against Arkansas-Pine Bluff in the opener on Nov. 6, scoring two points in 11 minutes.
- Redshirted last season.
- Rated a three-star player by Rivals at the time of his signing.
- Averaged 10.4 points (.430 3FG), 3.2 rebounds, 2.0 assists and 1.6 steals as a senior, according to MaxPreps.
- Helped SCHS to a 27-3 record (7-0 Gold Coast League), a No. 5 state ranking and a No. 15 national ranking in 2016-17, according to MaxPreps.

Season Highlights

- Is 3-for-6 (.500) from three-point range this season and 1-for-3 (.333) on two-point field goals.
- Has played at least 10 minutes in six of the seven games this season.
- Scored his first career collegiate bucket - a runner in the lane - in his first career game against Arkansas-Pine Bluff, playing 11 minutes total off the bench.
- Scored 13 points (4.3 avg.) off the bench in the three games (most points off the bench for SDSU) at the Maui Jim Maui Invitational, going 3-for-5 (.600) from three-point range... Posted a career-high eight points (2-2 3PG, 2-4 FT) against No. 1/1 Duke.
- Recorded three steals against Jackson State after not recording one over his first 58 minutes this season across five games, while adding a career-high three rebounds.

2018-19 GAME-BY-GAME STATISTICS

Opponent	GS	FG	3FG	FT	O-D-R	PF	TP	A	TO	B	S	MP
Arkansas-Pine Bluff	1-2	0-1	0-0	0-0-0	0	2	0	0	0	0	0	11
Texas Southern	0-2	0-0	0-0	1-0-1	2	0	1	1	0	0	0	10
vs. (1/1) Duke	2-2	2-2	2-4	0-0-0	1	8	0	0	0	0	0	11
vs. Xavier	0-1	0-1	0-0	1-0-1	0	0	2	0	0	0	0	10
vs. Iowa State	1-2	1-2	2-2	0-0-0	1	5	0	1	0	0	0	16
Jackson State	0-0	0-0	3-4	0-3-3	1	3	1	1	0	3	3	15
at Illinois State	0-0	0-0	0-0	0-0-0	2	0	0	0	0	0	0	4
San Diego												
at California												
Cal State Dominguez Hills												
Brigham Young												
Brown												
CSUN												
at Boise State												
Wyoming												
at Air Force												
New Mexico												
at Fresno State												
UNLV												
Air Force												
at San Jose State												
at New Mexico												
Utah State												
at Colorado State												
Boise State												
Nevada												
at UNLV												
at Utah State												
San Jose State												
Fresno State												
at Nevada												

MISCELLANEOUS STATS / SAN DIEGO STATE RECORD

Category	2018-19 Season	
	Games	SDSU W/L
Double-Figure Scoring	0	0-0
15-Point Games	0	0-0
Led SDSU in Scoring	0	0-0
Led SDSU in Rebounding	0	0-0
Led SDSU in Assists	0	0-0
Multiple Steals	1	1-0
One Turnover or Less	7	5-2
Consecutive Games	Current	Long
Consecutive Games Played	7	7
Scoring A Point	0	2
One Turnover or Less	7	7

► SEIKO CAREER STATISTICS

Year	G-GS	Min.-Avg.	FG-FGA	Pct.	3P-3PA	Pct.	FT-FTA	Pct.	OR	DR	Reb	Avg.	PF-D	AT	TO	BS	ST	Pts	Avg.
18-19	7-0	77-11.0	4-9	.444	3-6	.500	7-10	.700	2	3	5	0.7	7-0	4	3	0	3	18	2.6

CAREER HIGHS

Points

Career 7 at Illinois State (12-1-18)

Rebounds

Career 4 at Illinois State (12-1-18)
4 vs. Jackson State (11-27-18)
4 vs. (1/1) Duke (11-19-18)
4 vs. Texas Southern (11-14-18)

Assists

Career 2 vs. Jackson State (11-27-18)

Field Goals

Career 2 at Illinois State (12-1-18)

Field Goals Attempted

Career 4 at Illinois State (12-1-18)

Three-Point Field Goals

Career

Three-Point FG Attempted

Career 1 vs. Jackson State (11-27-18)
1 vs. (1/1) Duke (11-19-18)

Free Throws

Career 3 at Illinois State (12-1-18)

Free Throws Attempted

Career 4 at Illinois State (12-1-18)

Steals

Career 1 vs. (1/1) Duke (11-19-18)

Blocked Shots

Career 1 vs. Jackson State (11-27-18)
1 vs. (1/1) Duke (11-19-18)

Minutes Played

Career 14 vs. Texas Southern (11-14-18)



3 • AGUEK AROP

FORWARD • 6-6 • 220 • FRESHMAN - HS
OMAHA, NEB. (OMAHA SOUTH PREP)

Quick Hits

- Pronounced uh-GWUK uh-ROPE.
- Made his collegiate debut in the 2018-19 opener against Arkansas Pine-Bluff.
- Named the 2016 Nebraska Gatorade Player of the Year after leading Omaha South Prep to a Class A state title and 28-1 record.
- In 2016-17, led Nebraska's Class A in points (17.1) and rebounds (9.8).
- Spent 2017-18 at The Skill Factory, a prep school outside of Atlanta, Ga., helping this team to a 44-6 record, averaging 21 points, 12 rebounds and four assists.

Season Highlights

- Has 19 rebounds on the season in just 64 minutes this season (11.9 rebounds per 40 minutes).
- Played nine minutes in the opener against Arkansas Pine-Bluff, his first career collegiate game.
- Had four rebounds and his first two points against Texas Southern before fouling out in 14 minutes.
- Grabbed four rebounds with his first career block and steal vs. No. 1/1 Duke at the Maui Jim Maui Invitational in eight minutes.
- Had four rebounds against Jackson State, while adding a career-high two assists.
- Had a career-high seven points and four rebounds in 12 minutes at Illinois State (entered the game with four points in 52 minutes of action on the season).

2018-19 GAME-BY-GAME STATISTICS

Opponent	GS	FG	3FG	FT	O-D-R	PF	TP	A	TO	B	S	MP
Arkansas-Pine Bluff	0-0	0-0	0-0	1-1-2	1	0	0	0	0	0	0	9
Texas Southern	1-1	0-0	0-0	1-3-4	5	2	0	3	0	0	0	14
vs. Duke	1-3	0-1	0-0	0-4-4	1	2	0	0	1	1	1	8
vs. Xavier	Did Not Play-CD											
vs. Iowa State	0-1	0-0	0-0	0-1-1	1	0	1	0	0	0	0	8
Jackson State	0-1	0-1	0-0	0-4-4	1	0	2	1	1	0	0	13
at Illinois State	2-4	0-0	3-4	4-0-4	1	7	0	1	0	0	0	12
San Diego												
at California												
Cal State Dominguez Hills												
Brigham Young												
Brown												
CSUN												
at Boise State												
Wyoming												
at Air Force												
New Mexico												
at Fresno State												
UNLV												
Air Force												
at San Jose State												
at New Mexico												
Utah State												
at Colorado State												
Boise State												
Nevada												
at UNLV												
at Utah State												
San Jose State												
Fresno State												
at Nevada												

MISCELLANEOUS STATS / SAN DIEGO STATE RECORD

Category	2018-19 Season Games	SDSU W/L
Double-Figure Scoring	0	0-0
Double-Doubles	0	0-0
10-Rebounding Games	0	0-0
Led SDSU in Scoring	0	0-0
Led SDSU in Rebounding	0	0-0
Led SDSU in Assists	0	0-0
Multiple Steals	0	0-0
One Turnover or Less	4	2-2
Consecutive Games	Current	Long
Consecutive Games Played	3	3
Without Fouling Out	4	4
Scoring A Point	1	2
One Turnover or Less	4	4

► AROP CAREER STATISTICS

Year	G-GS	Min.-Avg.	FG-FGA	Pct.	3P-3PA	Pct.	FT-FTA	Pct.	OR	DR	Reb	Avg.	PF-D	AT	TO	BS	ST	Pts	Avg.
18-19	6-0	64-10.7	4-10	.400	0-2	.000	3-4	.750	6	13	19	3.2	10-1	3	5	2	1	11	1.8

SEASON / CAREER HIGHS

Points

Season
Career 4 vs. SD Christian (11-10-17)

Rebounds

Season
Career 1 vs. Eastern Illinois (11-20-17)
1 vs. SD Christian (11-10-17)

Assists

Season 1 vs. Jackson State (11-27-18)
Career 1 vs. Jackson State (11-27-18)
1 vs. Colorado State (1-24-18)
1 vs. Sacramento State (11-23-17)

Field Goals

Season
Career 1 vs. San José State (1-9-18)
1 vs. SD Christian (11-10-17)

Field Goals Attempted

Season 2 vs. Texas Southern (11-14-18)
Career 2 vs. Texas Southern (11-14-18)
2 vs. Colorado State (1-24-18)

Three-Point Field Goals

Season
Career

Three-Point FG Attempted

Season 1 vs. Texas Southern (11-14-18)
Career 2 vs. Colorado State (1-24-18)

Free Throws

Season
Career 2 vs. SD Christian (11-10-17)

Free Throws Attempted

Season
Career 2 vs. Bradley (12-3-17)
2 vs. SD Christian (11-10-17)

Steals

Season 1 vs. (1/1) Duke (11-19-18)
Career 1 vs. (1/1) Duke (11-19-18)
1 vs. San José State (1-9-18)
1 vs. Sacramento State (11-23-17)

Blocked Shots

Season
Career

Minutes Played

Season 3 vs. Jackson State (11-27-18)
3 vs. Texas Southern (11-14-18)
Career 6 vs. Sacramento State (11-23-17)



4 • MICHAEL SOHIKISH

GUARD • 5-9 • 160 • SENIOR - SQ
SAN DIEGO, CALIF. (UNIVERSITY CITY HIGH)

Quick Hits

- Pronounced so-HE-kish.
- Former team manager.
- Played in 11 games last season and in 15 for his career.
- Has just three turnovers in 36 career minutes of action.
- Named team co-captain for the Centurions and was a San Diego Union-Tribune All-Academic Team selection in 2013 and 2014.
- Led University City in scoring his final two seasons.
- During his senior season in 2014, he helped the Centurions to a 15-12 record, which was a seven-win improvement over the year before, while averaging 13.6 points, 5.6 assists and 2.1 steals.

Season Highlights

- Played the final two minutes of the game in the opener against Arkansas Pine-Bluff without recording a stat.
- Missed a pair of field goals in three minutes against Texas Southern.
- Had a steal in one minute of action vs. No. 1/1 Duke at the Maui Jim Maui Invitational.
- Recorded an assist in three minutes vs. Jackson State.

2018-19 GAME-BY-GAME STATISTICS

Opponent	GS	FG	3FG	FT	O-D-R	PF	TP	A	TO	B	S	MP
Arkansas-Pine Bluff	0-0	0-0	0-0	0-0-0	0	0	0	0	0	0	0	2
Texas Southern	0-2	0-1	0-0	0-0-0	0	0	0	0	0	0	0	3
vs. Duke	0-0	0-0	0-0	0-0-0	0	0	0	0	0	0	1	1
vs. Xavier	Did Not Play-CD											
vs. Iowa State	Did Not Play-CD											
Jackson State	0-0	0-0	0-0	0-0-0	0	0	1	1	0	0	0	3
at Illinois State	Did Not Play-CD											
San Diego												
at California												
Cal State Dominguez Hills												
Brigham Young												
Brown												
CSUN												
at Boise State												
Wyoming												
at Air Force												
New Mexico												
at Fresno State												
UNLV												
Air Force												
at San Jose State												
at New Mexico												
Utah State												
at Colorado State												
Boise State												
Nevada												
at UNLV												
at Utah State												
San Jose State												
Fresno State												
at Nevada												

MISCELLANEOUS STATS / SAN DIEGO STATE RECORD

Category	2018-19 Season		Career	
	Games	SDSU W/L	Games	SDSU W/L
Double-Figure Scoring	0	0-0	0	0-0
Led SDSU in Scoring	0	0-0	0	0-0
Led SDSU in Rebounding	0	0-0	0	0-0
Led SDSU in Assists	0	0-0	0	0-0
Multiple Steals	0	0-0	0	0-0
One Turnover or Less	4	3-1	15	13-2
Consecutive Games	Current	Long		
Consecutive Games Played	0	5		
Without Fouling Out	15	15		
Scoring A Point	0	1		
One Turnover or Less	15	15		

► SOHIKISH CAREER STATISTICS

Year	G-GS	Min.-Avg.	FG-FGA	Pct.	3P-3PA	Pct.	FT-FTA	Pct.	OR	DR	Reb	Avg.	PF-D	AT	TO	BS	ST	Pts	Avg.
17-18	11-0	27-2.5	3-9	.333	0-4	.000	2-4	.500	0	2	2	0.2	3-0	2	2	0	2	8	0.7
18-19	4-0	9-2.3	0-2	.000	0-1	.000	0-0	.000	0	0	0	0.0	0-0	1	1	0	1	0	0.0
Totals	15-0	36-2.4	3-11	.273	0-5	.000	2-4	.500	0	2	2	0.1	3-0	3	3	0	3	8	0.5

SEASON / CAREER HIGHS

Points	
Season	26 vs. Xavier (11-20-18)
Career	26 vs. Xavier (11-20-18)

Rebounds	
Season	15 at Illinois State (12-1-18)
Career	15 at Illinois State (12-1-18)

Assists	
Season	5 vs. Arkansas-Pine Bluff (11-6-18)
Career	5 vs. Arkansas-Pine Bluff (11-6-18)

Field Goals	
Season	9 vs. Xavier (11-20-18)
Career	9 vs. Xavier (11-20-18)

Field Goals Attempted	
Season	14 at Illinois State (12-1-18)
	14 vs. Iowa State (11-21-18)
	14 vs. Xavier (11-21-18)
Career	14 at Illinois State (12-1-18)
	14 vs. Iowa State (11-21-18)
	14 vs. Xavier (11-21-18)
	14 vs. UNLV (2-17-18)

Three-Point Field Goals	
Season	3 vs. Xavier (11-20-18)
Career	3 vs. Xavier (11-20-18)

Three-Point FG Attempted	
Season	5 vs. Xavier (11-20-18)
Career	5 vs. Xavier (11-20-18)

Free Throws	
Season	5 vs. Xavier (11-20-18)
	5 vs. (1/1 Duke) (11-19-18)
Career	10 at San José State (2-24-18)

Free Throws Attempted	
Season	8 vs. Xavier (11-20-18)
Career	12 vs. Houston (3-15-18)

Steals	
Season	3 vs. Texas Southern (11-14-18)
	3 vs. Arkansas-Pine Bluff (11-6-18)
Career	4 vs. San José State (1-9-18)

Blocked Shots	
Season	3 vs. Xavier (11-20-18)
Career	3 vs. Xavier (11-20-18)
	3 at San José State (2-24-18)

Minutes Played	
Season	39 at Illinois State (12-1-18)
Career	39 at Illinois State (12-1-18)



5 • JALEN MCDANIELS

FORWARD • 6-10 • 195 • SOPHOMORE - 1L
FEDERAL WAY, WASH. (FEDERAL WAY HIGH)

Mountain West Rankings (through Dec. 2)

- 4th in offensive rebounds per game (2.4), 7th in rebounds per game (8.0), 7th in total rebounds (56), 1-8th in double-doubles (1), 10th in defensive rebounds per game (5.6)

Quick Hits

- Tested the NBA waters last year, ultimately pulling his name from the draft on the last day.
- One of only four freshmen in the country last season to average 10.5 points, 7.5 rebounds and shoot 58 percent or better from the field.
- Led the team last season in points, rebounding, field-goal percentage and free throw percentage in conference games only.
- Had a team-high nine double-doubles last season as a redshirt freshman.
- Averaged 10.7 points, 8.0 rebounds and 2.0 assists, and shot 60.0 percent from the floor and 80.0 percent from the free-throw line at the 2018 MW tournament.
- Named MW Player of the Week on Feb. 19, 2018, after averaging 17.0 points, 8.0 rebounds, 2.0 assists and 1.5 steals, while shooting 60.9 percent from the field (14-23) and 75.0 percent from the free-throw line (6-8) in wins over Wyoming and UNLV.
- Posted two double-digit rebounding performances in the first nine games of his career. It was the most by an Aztec freshman since Kawhi Leonard had three in the first nine games of his career back in 2009-10.
- Committed one turnover or less in all but nine games last season.
- In his last 33 games he has connected on 156-of-273 field-goal attempts (57.1 percent), while averaging 12.7 points and 8.2 rebounds (418 points, 270 rebounds).
- Is averaging 15.0 points and 8.1 rebounds over his last eight games (120 points, 65 rebounds).
- Has made 108 of his last 138 free throws (78.3 percent) after starting his career 0-for-4, covering four games.

Season Highlights

- Currently, McDaniels is averaging 14.6 points and 8.0 rebounds per game. No SDSU player has averaged 14 points and eight rebounds since Jamaal Franklin during the 2012-13 campaign (17.0 ppg, 9.5 rpg). Only five Aztec players have done it in the last 22 seasons (Jamaal Franklin, Randy Holcomb, Kawhi Leonard, Aerick Sanders, Marcus Slaughter (twice)).
- Leads the team in field goals (39), field goal attempts (84), offensive rebounds (17), defensive rebounds (39), total rebounds (56) and rebounds per game (8.0).
- Has led the team in rebounding in six of the seven games this season.
- Has scored in double figures in all seven games this season and eight straight dating back to last season.
- Has at least 10 points and seven rebounds in five of the seven games this season.
- Had a big opening night against Arkansas Pine-Bluff, scoring 15 points to go along with nine rebounds, a career-high five assists and three steals... Became just the fourth Aztec since the 1996-97 season to finish a game with at least 15 points, 9 rebounds, 5 assists and 3 steals (also Jamaal Franklin vs. Redlands on Dec. 30, 2011, Chase Tapley vs. Bryant on Nov. 11, 2011 and Kawhi Leonard vs. Wichita State on Dec. 4, 2010)... Ended up leading the team in rebounds (9), assists (5) and steals (3, tied).
- Averaged 15.7 points, 6.7 rebounds and 1.7 blocks at the Maui Jim Maui Invitational, leading the team in each category... Scored a career-high 26 points (9-14 FG, 3-5 3FG, 5-8 FT) with eight rebounds and a career-high-tying three blocked shots in SDSU's 19-point come-from-behind victory vs. Xavier... Became the third Aztec since the 1996-97 season (fourth time overall) with at least 25 points, eight rebounds and three blocked shots in the same game (also Jamaal Franklin twice, Randy Holcomb once)... Made a career-high 3 three-pointers in the Xavier game after entering the game with just six for his career.
- Posted his first double-double of the season (10th of his career) with 12 points and 15 rebounds at Illinois State.

2018-19 GAME-BY-GAME STATISTICS

Opponent	GS	FG	3FG	FT	O-D-R	PF	TP	A	TO	B	S	MP
Arkansas-Pine Bluff	*	5-11	1-2	4-6	4-5-9	3	15	5	1	0	3	27
Texas Southern	*	5-12	1-2	3-4	2-7-9	4	14	1	3	0	3	23
vs. Duke	*	3-9	0-0	5-7	1-4-5	3	11	3	3	2	0	30
vs. Xavier	*	9-14	3-5	5-8	2-6-8	2	26	1	3	3	0	36
vs. Iowa State	*	5-14	0-3	0-1	2-5-7	4	10	1	1	0	0	27
Jackson State	*	6-10	0-2	2-2	1-2-3	2	14	4	7	0	1	26
at Illinois State	*	6-14	0-2	0-1	5-10-15	3	12	2	1	0	1	39
San Diego												
at California												
Cal State Dominguez Hills												
Brigham Young												
Brown												
CSUN												
at Boise State												
Wyoming												
at Air Force												
New Mexico												
at Fresno State												
UNLV												
Air Force												
at San Jose State												
at New Mexico												
Utah State												
at Colorado State												
Boise State												
Nevada												
at UNLV												
at Utah State												
San Jose State												
Fresno State												
at Nevada												

MISCELLANEOUS STATS / SAN DIEGO STATE RECORD

Category	2018-19 Season		Career	
	Games	SDSU W/L	Games	SDSU W/L
Double-Figure Scoring	7	5-2	27	20-7
15-Point Games	2	2-0	12	10-2
Double-Double	1	1-0	10	9-1
10-Rebounding Games	1	1-0	12	10-2
15-Rebounding Games	1	1-0	1	1-0
Led SDSU in Scoring	1	1-0	10	8-2
Led SDSU in Rebounding	6	4-2	24	20-4
Led SDSU in Assists	3	2-1	3	2-1
Multiple Steals	2	2-0	10	8-2
One Turnover or Less	3	2-1	26	19-7
Consecutive Games	Current	Long		
Double-Figure Scoring	8	8		
Double-Figure Rebounding	1	2		
Consecutive Games Played	40	40		
Without Fouling Out	15	24		
One Turnover or Less	1	11		
With Multiple Steals	0	4		
With a Three-Pointer	0	3		

► MCDANIELS CAREER STATISTICS

Year	G-GS	Min.-Avg.	FG-FGA	Pct.	3P-3PA	Pct.	FT-FTA	Pct.	OR	DR	Reb	Avg.	PF-D	AT	TO	BS	ST	Pts	Avg.
17-18	33-21	815-24.7	126-215	.586	4-19	.211	89-113	.788	74	174	248	7.5	77-1	29	36	19	27	345	10.5
18-19	7-7	208-29.7	39-84	.464	5-16	.313	19-29	.655	17	39	56	8.0	21-0	17	19	5	8	102	14.6
Totals	40-28	1,023-25.6	165-299	.552	9-35	.257	108-142	.761	91	213	304	7.6	98-1	46	55	24	35	447	11.2

SEASON / CAREER HIGHS

Points

Season 21 vs. Texas Southern (11-14-18)
 Career 31 vs. Eastern Illinois (11-20-17)

Rebounds

Season 6 vs. Jackson State (11-27-18)
 6 vs. Iowa State (11-21-18)
 Career 9 vs. Washington State (11-26-17)

Assists

Season 4 vs. Arkansas-Pine Bluff (11-6-18)
 Career 6 vs. California (12-9-17)

Field Goals

Season 7 vs. Texas Southern (11-14-18)
 Career 10 vs. Eastern Illinois (11-20-17)

Field Goals Attempted

Season 14 vs. Texas Southern (11-14-18)
 Career 14 vs. Texas Southern (11-14-18)
 14 vs. Eastern Illinois (11-20-17)

Three-Point Field Goals

Season 3 vs. Jackson State (11-27-18)
 Career 7 vs. Eastern Illinois (11-20-17)

Three-Point FG Attempted

Season 6 vs. Jackson State (11-27-18)
 Career 11 vs. Eastern Illinois (11-20-17)

Free Throws

Season 6 vs. Iowa State (11-21-18)
 6 vs. Texas Southern (11-14-18)
 Career 6 vs. Iowa State (11-21-18)
 6 vs. Texas Southern (11-14-18)

Free Throws Attempted

Season 9 vs. Texas Southern (11-14-18)
 Career 9 vs. Texas Southern (11-14-18)

Steals

Season 1 at Illinois State (12-1-18)
 1 vs. Jackson State (11-27-18)
 1 vs. Iowa State (11-21-18)
 1 vs. (1/1) Duke (11-19-18)
 1 vs. Texas Southern (11-14-18)
 1 vs. Arkansas-Pine Bluff (11-6-18)
 Career 3 vs. Nevada (3-9-18)
 3 vs. Boise State (2-27-18)
 3 vs. UNLV (2-17-18)
 3 vs. Eastern Illinois (11-20-17)

Blocked Shots

Season 1 vs. Jackson State (11-27-18)
 1 vs. Xavier (11-20-18)
 Career 3 vs. Air Force (2-3-18)

Minutes Played

Season 29 vs. Arkansas-Pine Bluff (11-6-18)
 Career 36 vs. Gonzaga (12-21-17)



11 • MATT MITCHELL

FORWARD • 6-6 • 240 • SOPHOMORE - 1L
 RIVERSIDE, CALIF. (ROOSEVELT HIGH)

Quick Hits

- Started 32 games as a true freshman, including 31 straight to end the year.
- Tied Devin Watson for the team lead in three-point field goals (49) last season.
- Returns as the team's second-leading scorer (10.5 points; tied with Jalen McDaniels).
- Last 16 games: 62-130 FG (47.7 percent).
- Has made 98 of his last 204 field-goal attempts (48.0 percent) over his last 23 games and 62-for-101 from two-point range (61.4 percent).
- Has at least one steal in 25 of his last 32 games (36 steals).
- Made at least one three-point field goal in 29 of his last 37 games.
- Entered the Eastern Illinois game (Nov. 20, 2017) having made just two of his first 18 shots (0-10 3FG) on the season before going for 31 points (10-14 FG, 7-11 3FG) in 29 minutes.

Season Highlights

- Has reached double digits in scoring in five of the team's seven games this season and at least nine points in all seven games.
- Has at least one three-pointer in five of seven games this year and multiple three-pointers in three games.
- Had 10 points, five rebounds and four assists in the opener against Arkansas Pine-Bluff, knocking down a pair of three-pointers.
- Led the team in scoring with 21 points, five rebounds and three assists vs. Texas Southern in just 22 minutes.
- Averaged 11.3 points per game while making 13 of 14 free-throws (.929) at the Maui Jim Maui Invitational... Led the team with 14 points, while adding six rebounds, against Iowa State in the fifth-place game.
- Had a game-high-tying 15 points with six rebounds and three assists vs. Jackson State, making 3 of 6 three-pointers.

2018-19 GAME-BY-GAME STATISTICS

Opponent	GS	FG	3FG	FT	O-D-R	PF	TP	A	TO	B	S	MP
Arkansas-Pine Bluff	*	3-9	2-5	2-2	1-4-5	1	10	4	4	0	1	29
Texas Southern	*	7-14	1-5	6-9	0-5-5	1	21	3	1	0	1	22
vs. Duke	*	3-9	0-4	5-6	1-2-3	4	11	0	2	0	1	27
vs. Xavier	*	3-5	1-3	2-2	0-1-1	3	9	1	1	1	0	15
vs. Iowa State	*	3-7	2-4	6-6	1-5-6	2	14	0	1	0	1	28
Jackson State	*	5-10	3-6	2-2	2-4-6	0	15	3	1	1	1	25
at Illinois State	*	3-9	0-4	3-7	1-1-2	4	9	1	2	0	1	20
San Diego												
at California												
Cal State Dominguez Hills												
Brigham Young												
Brown												
CSUN												
at Boise State												
Wyoming												
at Air Force												
New Mexico												
at Fresno State												
UNLV												
Air Force												
at San Jose State												
at New Mexico												
Utah State												
at Colorado State												
Boise State												
Nevada												
at UNLV												
at Utah State												
San Jose State												
Fresno State												
at Nevada												

MISCELLANEOUS STATS / SAN DIEGO STATE RECORD

Category	2018-19 Season		Career	
	Games	SDSU W/L	Games	SDSU W/L
Double-Figure Scoring	5	3-2	25	15-10
15-Point Games	2	2-0	8	7-1
20-Point Games	1	1-0	3	3-0
Led SDSU in Scoring	3	2-1	9	6-3
Led SDSU in Rebounding	0	0-0	3	1-2
Led SDSU in Assists	0	0-0	3	1-2
Multiple Steals	0	0-0	10	9-1
One Turnover or Less	4	3-1	14	9-5
Consecutive Games	Current	Long		
Double-Figure Scoring	0	5		
Consecutive Games Played	40	40		
Without Fouling Out	14	14		
With A Steal	3	9		
One Turnover or Less	0	3		

► MITCHELL CAREER STATISTICS

Year	G-GS	Min.-Avg.	FG-FGA	Pct.	3P-3PA	Pct.	FT-FTA	Pct.	OR	DR	Reb	Avg.	PF-D	AT	TO	BS	ST	Pts	Avg.
17-18	33-32	874-26.5	116-258	.450	49-137	.358	65-85	.765	24	107	131	4.0	82-3	57	66	8	36	346	10.5
18-19	7-7	166-23.7	27-63	.429	9-31	.290	26-34	.765	6	22	28	4.0	15-0	12	12	2	6	89	12.7
Totals	40-39	1,040-26.0	143-321	.445	58-168	.345	91-119	.765	30	129	159	4.0	97-3	69	78	10	42	435	10.9

SEASON / CAREER HIGHS

Points

Season 16 vs. Texas Southern (11-14-18)
 Career 16 vs. Texas Southern (11-14-18)

Rebounds

Season 7 at Illinois State (12-1-18)
 7 vs. Texas Southern (11-14-18)
 Career 7 at Illinois State (12-1-18)
 7 vs. Texas Southern (11-14-18)
 7 vs. Washington State (11-26-17)

Assists

Season 2 vs. Iowa State (11-21-18)
 2 vs. Arkansas-Pine Bluff (11-6-18)
 Career 2 vs. Iowa State (11-21-18)
 2 vs. Arkansas-Pine Bluff (11-6-18)
 2 vs. UNLV (2-17-18)
 2 vs. Wyoming (2-14-18)
 2 vs. Colorado State (1-24-18)
 2 vs. San José State (1-9-18)
 2 vs. Washington State (11-26-17)

Field Goals

Season 5 vs. Jackson State (11-27-18)
 5 vs. Xavier (11-20-18)
 Career 5 vs. Jackson State (11-27-18)
 5 vs. Xavier (11-20-18)
 5 vs. Wyoming (2-14-18)

Field Goals Attempted

Season 7 vs. Xavier (11-20-18)
 Career 7 vs. Xavier (11-20-18)
 7 vs. San José State (1-9-18)
 7 vs. Sacramento State (11-23-17)

Three-Point Field Goals

Season 3 vs. Xavier (11-20-18)
 3 vs. Texas Southern (11-14-18)
 Career 4 vs. Wyoming (2-14-18)

Three-Point FG Attempted

Season 5 vs. Iowa State (11-21-18)
 5 vs. Xavier (11-20-18)
 Career 5 vs. Iowa State (11-21-18)
 5 vs. Xavier (11-20-18)
 5 vs. UNLV (2-17-18)
 5 vs. Wyoming (2-14-18)
 5 vs. Air Force (2-3-18)
 5 vs. McNeese (11-17-17)

Free Throws

Season 7 vs. Texas Southern (11-14-18)
 Career 7 vs. Texas Southern (11-14-18)

Free Throws Attempted

Season 7 vs. Texas Southern (11-14-18)
 Career 7 vs. Texas Southern (11-14-18)

Steals

Season 4 vs. Jackson State (11-27-18)
 Career 4 vs. Jackson State (11-27-18)

Blocked Shots

Season 1 vs. Texas Southern (11-14-18)
 Career 1 vs. Texas Southern (11-14-18)
 1 at New Mexico (1-20-18)
 1 at Wyoming (12-27-17)
 1 vs. McNeese (11-17-17)

Minutes Played

Season 31 vs. Xavier (11-20-18)
 Career 31 vs. Xavier (11-20-18)



20 • JORDAN SCHAKEL

GUARD • 6-6 • 200 • SOPHOMORE - 1L
 TORRANCE, CALIF. (BISHOP MONTGOMERY HIGH)

Quick Hits

- One of four players to see action in all 33 games last season.
- Made 27 three-pointers in 33 games last season.
- Has just 14 turnovers in 638 minutes for his career (0.88 turnovers per 40 minutes).
- One turnover or less in 33 straight games (512 minutes).

Season Highlights

- Is one of just seven players in the country who is shooting at least 50.0 percent from the floor, 90.0 percent from the free-throw line and 50.0 percent from three-point range (min. 35 field goal attempts)... Of those seven players, he has the most rebounds (31).
- Is tied for 21st in the country in free-throw percentage (.941, min. 17 free-throw attempts), having made his first 16 before missing his last attempt.
- Leads the Aztecs in three-point field goal percentage (.500, 13-for-26) and free-throw percentage (.941, 16-for-17).
- Earned his first career start in the opener against Arkansas-Pine Bluff, recording seven points, five rebounds, two assists and a steal in a then career-high 28 minutes, going 4-for-4 from the free-throw line.
- Followed with a career-high 16 points and seven rebounds in 25 minutes against Texas Southern... Became just the second Aztec to record at least three 3-pointers, 7 rebounds and a perfect outing from the free-throw line (7-for-7) since the 1996-97 season (also Jamaal Franklin on March 16, 2012 vs. North Carolina State in the NCAA Tournament).
- Averaged 8.7 points and 3.3 rebounds per game at the Maui Jim Maui Invitational, making 6-of-14 three-pointers (.429)... His best game was against Xavier, when he scored 13 points to go along with five rebounds, going 5-for-7 from the field and 3-for-5 from three-point range.
- Came up with 15 points (5-for-6 FG, 2-for-3 3FG, 3-for-4 FT) and a career-high four steals against Jackson State (had two steals entering the game in his first 132 minutes of the season)... Missed his final free-throw attempt after making his first three, snapping his streak of 16 straight makes to start the season.

2018-19 GAME-BY-GAME STATISTICS

Opponent	GS	FG	3FG	FT	O-D-R	PF	TP	A	TO	B	S	MP
Arkansas-Pine Bluff	*	1-6	1-4	4-4	1-4-5	1	7	2	1	0	1	28
Texas Southern	*	3-4	3-3	7-7	2-5-7	3	16	0	0	1	1	25
vs. Duke	*	1-5	1-4	2-2	2-2-4	4	5	1	1	0	0	26
vs. Xavier	*	5-7	3-5	0-0	0-5-5	5	13	1	1	0	0	31
vs. Iowa State	*	3-6	2-5	0-0	0-1-1	4	8	2	1	0	0	22
Jackson State	*	5-6	2-3	3-4	1-1-2	3	15	1	1	0	4	26
at Illinois State	*	1-3	1-2	0-0	0-7-7	5	3	0	0	0	0	25
San Diego												
at California												
Cal State Dominguez Hills												
Brigham Young												
Brown												
CSUN												
at Boise State												
Wyoming												
at Air Force												
New Mexico												
at Fresno State												
UNLV												
Air Force												
at San Jose State												
at New Mexico												
Utah State												
at Colorado State												
Boise State												
Nevada												
at UNLV												
at Utah State												
San Jose State												
Fresno State												
at Nevada												

MISCELLANEOUS STATS / SAN DIEGO STATE RECORD

Category	2018-19 Season		Career	
	Games	SDSU W/L	Games	SDSU W/L
Double-Figure Scoring	3	3-0	4	4-0
15-Point Games	2	2-0	2	2-0
Led SDSU in Scoring	1	1-0	1	1-0
Led SDSU in Rebounding	0	0-0	0	0-0
Led SDSU in Assists	1	0-1	1	0-1
Multiple Three-Pointers	4	3-1	12	8-4
One Turnover or Less	6	4-2	38	26-12
Consecutive Games	Current	Long		
Consecutive Games Played	40	40		
Without Fouling Out	0	18		
Scoring A Point	10	10		
One Turnover or Less	33	33		

► SCHAKEL CAREER STATISTICS

Year	G-GS	Min.-Avg.	FG-FGA	Pct.	3P-3PA	Pct.	FT-FTA	Pct.	OR	DR	Reb	Avg.	PF-D	AT	TO	BS	ST	Pts	Avg.
17-18	33-0	455-13.8	33-100	.330	27-78	.346	13-19	.684	18	50	68	2.1	66-1	19	9	3	12	106	3.2
18-19	7-7	183-26.1	19-37	.514	13-26	.500	16-17	.941	6	25	31	4.4	25-2	7	5	1	6	67	9.6
Totals	40-7	638-16.0	52-137	.380	40-104	.385	29-36	.806	24	75	99	2.5	91-3	26	14	4	18	173	4.3

CAREER HIGHS

Points

Season
Career 30 vs. Colorado (2-15-18)

Rebounds

Season
Career 9 vs. Montana State (11-11-16)

Assists

Season
Career 11 vs. Arizona (1-31-18)

Field Goals

Season
Career 11 vs. Colorado (2-15-18)
11 vs. Utah Valley (11-30-16)

Field Goals Attempted

Season
Career 21 vs. Stanford (1-11-18)
21 vs. Texas Southern (11-12-17)

Three-Point Field Goals

Season
Career 7 vs. Stanford (1-11-18)

Three-Point FG Attempted

Season
Career 15 vs. Stanford (1-11-18)

Free Throws

Season
Career 7 vs. Oregon (3-1-18)
7 vs. Texas Southern (11-12-17)

Free Throws Attempted

Season
Career 10 vs. Texas Southern (11-12-17)

Steals

Season
Career 4 vs. Oregon (3-1-18)

Blocked Shots

Season
Career 1 vs. IUPUI (12-16-17)
1 at Idaho (12-6-17)
1 vs. San José State (11-27-16)

Minutes Played

Season
Career 42 vs. Oregon (3-7-18)



22 • MALACHI FLYNN

GUARD • 6-2 • 180 • JUNIOR - TR
TACOMA, WASH. (BELLARMINO PREP/WASHINGTON STATE)

Quick Hits

- Pronounced MAL-uh-ky.
- Will sit out the 2018-19 campaign after transferring from Washington State.
- Is coming off his best season in Pullman, averaging career highs in scoring (15.8), rebounding (2.3), assists (4.3) and steals (1.6).
- An all-Pac-12 Freshman Team honorable mention selection in 2016-17.
- Named to the Pac-12 All-Academic Second Team in 2017-18.
- Made a team-leading 77 three-pointers (seventh in WSU single-season history) last year, the most by a Cougar since Klay Thompson set the school record with 98 in 2011.
- Posted the 11th-best free throw percentage in WSU single-season history (.846) in 2017-18.
- Named Most Valuable Player of the Wooden Legacy, averaging 18.6 points and shooting 12-of-24 from 3-point range in three games, including 24 in the championship win over San Diego State.
- Ended the season scoring in double figures in nine of the final 11 games.
- Had a career-high 30 points in a win over Colorado (2-15-18).
- Compiled 1,625 career points at Bellarmine Prep in Tacoma, Wash., ranking second in school history.
- His 743 points in his final year set a Bellarmine Prep single-season scoring record, breaking the mark set by current NBA player, Avery Bradley, in 2008.
- As a senior, was named the Washington state player of the year for all classifications by the Associated Press, as well as the AP's State 4A Player of the Year and to the AP's first team all-State.

MISCELLANEOUS STATS / SAN DIEGO STATE RECORD

Category	2018-19 Season Games	SDSU W/L	Career Games	Career SDSU W/L
Double-Figure Scoring	0	0-0	38	
Double-Doubles	0	0-0	1	
Led SDSU in Scoring	0	0-0	0	
Led SDSU in Rebounding	0	0-0	0	
Led SDSU in Assists	0	0-0	0	
15+ Point Games	0	0-0	22	
20+ Point Games	0	0-0	12	
2+ Assist Games	0	0-0	51	
Consecutive Games	Current	Long		
Double-Figure Scoring	1	6		
With At Least 1 Assist	6	26		
Played 30 or More Minutes	1	6		

* - 38 double-digit scoring games came while at Washington State.

► FLYNN CAREER STATISTICS

* - Washington State

Year	G-GS	Min.-Avg.	FG-FGA	Pct.	3P-3PA	Pct.	FT-FTA	Pct.	OR	DR	Reb	Avg.	PF-D	AT	TO	BS	ST	Pts	Avg.
16-17*	31-31	1,027-33.1	104-263	.395	58-150	.387	36-49	.735	8	83	91	2.9	59-0	91	65	1	21	302	9.7
17-18*	31-30	1,035-33.4	162-392	.413	77-228	.338	88-104	.846	22	84	106	3.4	56-0	132	66	2	49	489	15.8
Totals	62-61	2,062-33.3	266-655	.406	135-378	.357	124-153	.810	30	167	197	3.2	115-0	223	131	3	70	791	12.8

CAREER HIGHS

Points

Career 3 vs. Jackson State (11-27-18)
3 vs. Texas Southern (11-14-18)

Rebounds

Career 1 vs. Texas Southern (11-14-18)

Assists

Career 1 vs. Jackson State (11-27-18)

Field Goals

Career 1 vs. Jackson State (11-27-18)
1 vs. Texas Southern (11-14-18)

Field Goals Attempted

Career 2 vs. Jackson State (11-27-18)

Three-Point Field Goals

Career 1 vs. Jackson State (11-27-18)
1 vs. Texas Southern (11-14-18)

Three-Point FG Attempted

Career 2 vs. Jackson State (11-27-18)

Free Throws

Career

Free Throws Attempted

Career

Steals


Career

Blocked Shots

Career 2 vs. Jackson State (11-27-18)

Minutes Played

Career 5 vs. Jackson State (11-27-18)



23 • ED CHANG

FORWARD • 6-8 • 215 • FRESHMAN - HS
PAPILLION, NEB. (GARFIELD HIGH (WASH.))

Quick Hits

- Was a two-time all-state selection in Nebraska who averaged 18.1 points, 7.7 rebounds, 4.0 blocked shots and 1.2 steals as junior for Papillion La Vista.
- During his junior campaign, he reached the 1,000-point mark for his career and led the Monarchs to a 2016-17 Class A runner-up finish.
- Averaged 15.9 points and 9.5 rebounds as a sophomore.
- Did not play his senior year after moving to Washington, but was the No. 1 player in the state of Nebraska at the time of his relocation.

Season Highlights

- Has played in four games for a total of 15 minutes, making a pair of three-pointers and adding two blocks.
- After not playing against Arkansas-Pine Bluff, made his collegiate debut late vs. Texas Southern, making a three-pointer on his only shot attempt and adding a defensive rebound in three minutes of action.
- Had a three-pointer and his first two career blocks in five minutes vs. Jackson State.

2018-19 GAME-BY-GAME STATISTICS

Opponent	GS	FG	3FG	FT	O-D-R	PF	TP	A	TO	B	S	MP
Arkansas-Pine Bluff												
Texas Southern	1-1	1-1	0-0	0-0	0-1-1	0	3	0	0	0	0	3
vs. Duke	0-0	0-0	0-0	0-0-0	0-0-0	0	0	0	0	0	0	4
vs. Xavier												
vs. Iowa State	0-1	0-1	0-0	0-0-0	0	0	0	0	0	0	0	3
Jackson State	1-2	1-2	0-0	0-0-0	0	3	1	1	2	0	5	
at Illinois State												
San Diego												
at California												
Cal State Dominguez Hills												
Brigham Young												
Brown												
CSUN												
at Boise State												
Wyoming												
at Air Force												
New Mexico												
at Fresno State												
UNLV												
Air Force												
at San Jose State												
at New Mexico												
Utah State												
at Colorado State												
Boise State												
Nevada												
at UNLV												
at Utah State												
San Jose State												
Fresno State												
at Nevada												

MISCELLANEOUS STATS / SAN DIEGO STATE RECORD

Category	2018-19 Season	
	Games	SDSU W/L
Double-Figure Scoring	0	0-0
Led SDSU in Scoring	0	0-0
Led SDSU in Rebounding	0	0-0
Led SDSU in Assists	0	0-0
Multiple Three-Pointers	0	0-0
One Turnover or Less	4	2-2
Consecutive Games	Current	Long
Consecutive Games Played	0	2
Scoring A Point	1	1
One Turnover or Less	4	4

▶ CHANG CAREER STATISTICS

Year	G-GS	Min.-Avg.	FG-FGA	Pct.	3P-3PA	Pct.	FT-FTA	Pct.	OR	DR	Reb	Avg.	PF-D	AT	TO	BS	ST	Pts	Avg.
18-19	4-0	15-3.8	2-4	.500	2-4	.500	0-0	.000	0	1	1	0.3	0-0	1	1	2	0	6	1.5

SEASON / CAREER HIGHS

Points

Season 11 vs. Jackson State (11-27-18)
Career 18 vs. Wyoming (2-14-18)

Rebounds

Season 5 vs. Xavier (11-20-18)
5 vs. Texas Southern (11-14-18)
Career 7 vs. Washington State (11-26-17)
7 vs. SD Christian (11-10-17)

Assists

Season 1 vs. Iowa State (11-21-18)
1 vs. Xavier (11-20-18)
1 vs. Texas Southern (11-14-18)
1 vs. Arkansas-Pine Bluff (11-6-18)
Career 2 vs. UNLV (2-17-18)
2 vs. Bradley (12-3-17)

Field Goals

Season 3 vs. Jackson State (11-27-18)
3 vs. Texas Southern (11-14-18)
Career 8 vs. Wyoming (2-14-18)

Field Goals Attempted

Season 4 vs. Jackson State (11-27-18)
Career 10 vs. Wyoming (2-14-18)

Three-Point Field Goals

Season 1 vs. Jackson State (11-27-18)
Career 1 at San José State (2-24-18)
1 vs. UNLV (2-17-18)
1 vs. Wyoming (2-14-18)
1 vs. McNeese (11-17-17)
1 at Utah State (2-15-17)

Three-Point FG Attempted

Season 1 vs. Jackson State (11-27-18)
1 vs. Xavier (11-20-18)
Career 2 vs. UNLV (2-17-18)

Free Throws

Season 4 vs. Jackson State (11-27-18)
Career 4 vs. Jackson State (11-27-18)
4 vs. Boise State (2-27-18)

Free Throws Attempted

Season 4 vs. Jackson State (11-27-18)
4 vs. Texas Southern (11-14-18)
Career 4 vs. Jackson State (11-27-18)
4 vs. Texas Southern (11-14-18)
4 vs. Boise State (2-27-18)
4 vs. Sacramento State (11-23-17)

Steals

Season 1 vs. Jackson State (11-27-18)
1 vs. Xavier (11-20-18)
1 vs. (1/1) Duke (11-19-18)
Career 2 vs. Bradley (12-3-17)

Blocked Shots

Season 1 vs. Iowa State (11-21-18)
1 vs. Xavier (11-20-18)
1 vs. Texas Southern (11-14-18)
Career 1 vs. Iowa State (11-21-18)
1 vs. Xavier (11-20-18)
1 vs. Texas Southern (11-14-18)
1 at San José State (2-24-18)
1 vs. Fresno State (1-17-18)
1 vs. Washington State (11-26-17)

Minutes Played

Season 19 vs. Xavier (11-20-18)
Career 24 vs. Sacramento State (11-23-17)



24 • NOLAN NARAIN

FORWARD • 6-10 • 230 • JUNIOR - 2L
HAMILTON, ONTARIO, CANADA (LA LUMIERE SCHOOL (IND.))

2018-19 GAME-BY-GAME STATISTICS

Opponent	GS	FG	3FG	FT	O-D-R	PF	TP	A	TO	B	S	MP
Arkansas-Pine Bluff	2-3	0-0	0-0	1-2-3	4	4	1	2	0	0	0	11
Texas Southern	3-3	0-0	2-4	3-2-5	1	8	1	0	1	0	0	13
vs. Duke	0-1	0-0	0-2	0-2-2	3	0	0	1	0	1	0	18
vs. Xavier	2-3	0-1	0-0	2-3-5	3	4	1	1	1	1	1	19
vs. Iowa State	0-1	0-0	0-0	0-3-3	2	0	1	3	1	0	0	16
Jackson State	3-4	1-1	4-4	3-1-4	2	11	0	1	0	1	0	12
at Illinois State	Did Not Travel-Flu											
San Diego												
at California												
Cal State Dominguez Hills												
Brigham Young												
Brown												
CSUN												
at Boise State												
Wyoming												
at Air Force												
New Mexico												
at Fresno State												
UNLV												
Air Force												
at San Jose State												
at New Mexico												
Utah State												
at Colorado State												
Boise State												
Nevada												
at UNLV												
at Utah State												
San Jose State												
Fresno State												
at Nevada												

Quick Hits

- Last 14 games played: 5.0 points (70 points), 2.6 rebounds (37 rebounds), 64.3 percent from field (27-42), 12.5 minutes (175).
- More than 40 percent of his career rebounds have come on the offensive side (32 of 77; 41.6 percent).
- Set career highs in every statistical category in 2017-18.
- Played in nine of the final 12 games of the 2017-18 season (5.0 points, 10.2 minutes).
- Scored 18 points vs. Wyoming (2-14-18) after only scoring 12 points in seven Mountain West games entering the contest vs. the Cowboys.
- Scored in 13 of his last 18 games played.
- Grabbed at least one rebound in 30 of his last 36 outings.
- Only missed 20 shots last season.

Season Highlights

- Has the team's best field goal percentage (.667) this season, making 10-of-15 shots.
- Ranks third in the Mountain West in field goal percentage (.667, min. 10 FGM).
- In 11 minutes off the bench in the opener against Arkansas-Pine Bluff, recorded four points (2 of 3 FG) and three rebounds.
- Had eight points (3-for-3 FG) and five rebounds in 13 minutes vs. Texas Southern.
- Had four points, five rebounds, one blocked shot, one assist and one steal in SDSU's 19-point come-from-behind win over Xavier... Was the team's only player to record at least one point, rebound, blocked shot, assist and steal in the game.
- Had a season-high 11 points in 12 minutes off the bench against Jackson State, which was his first double-digit scoring game of the season and third of his career.
- Did not travel to the Illinois State game (flu).

MISCELLANEOUS STATS / SAN DIEGO STATE RECORD

Category	2018-19 Season Games	SDSU W/L	Career Games	Career SDSU W/L
Double-Figure Scoring	1	1-0	3	2-1
15-Point Games	0	0-0	1	1-0
Led SDSU in Scoring	0	0-0	1	1-0
Led SDSU in Rebounding	0	0-0	0	0-0
Led SDSU in Assists	0	0-0	0	0-0
Multiple Steals	0	0-0	1	1-0
One Turnover or Less	4	3-1	32	23-9
Consecutive Games Played	Current: 0	Long: 10		
Without Fouling Out	38	38		
Scoring A Point	1	5		
One Turnover or Less	1	13		

► NARAIN CAREER STATISTICS

Year	G-GS	Min.-Avg.	FG-FGA	Pct.	3P-3PA	Pct.	FT-FTA	Pct.	OR	DR	Reb	Avg.	PF-D	AT	TO	BS	ST	Pts	Avg.
16-17	9-0	55-6.1	6-18	.333	1-4	.250	0-0	.000	2	7	9	1.0	9-0	0	3	0	1	13	1.4
17-18	23-1	248-10.8	44-64	.688	4-11	.364	15-23	.652	21	25	46	2.0	37-0	7	18	3	5	107	4.7
18-19	6-0	89-14.8	10-15	.667	1-2	.500	6-10	.600	9	13	22	3.7	15-0	4	8	3	3	27	4.5
Totals	38-1	392-10.3	60-97	.619	6-17	.353	21-33	.636	32	45	77	2.0	61-0	11	29	6	9	147	3.9

CAREER HIGHS

Points

Career 11 vs. Texas Southern (11-14-18)

Rebounds

Career 11 vs. Jackson State (11-27-18)

Assists

Career 2 vs. Texas Southern (11-14-18)

Field Goals

Career 3 vs. Texas Southern (11-14-18)

Field Goals Attempted

Career 5 vs. Jackson State (11-27-18)

Three-Point Field Goals

Career

Three-Point FG Attempted

Career

Free Throws

Career 5 vs. Texas Southern (11-14-18)

Free Throws Attempted

Career 6 vs. Texas Southern (11-14-18)

Steals

Career 1 at Illinois State (12-1-18)
1 vs. Texas Southern (11-14-18)

Blocked Shots

Career 2 vs. Texas Southern (11-14-18)

Minutes Played

Career 23 at Illinois State (12-1-18)



31 • NATHAN MENSAH

FORWARD • 6-10 • 225 • FRESHMAN - HS
ACCRA, GHANA (FINDLAY PREP (NEV.))

Quick Hits

- Pronounced men-ZAH.
- No relation to fellow freshman Joel Mensah.
- Prepped at powerhouse Findlay Prep in Nevada.
- Considered the 14th-best center nationally and a four-star signee by ESPN.
- Averaged 8.3 points, 7.0 rebounds and 1.5 blocked shots in 2017-18 at for a 32-5 Findlay Prep team.
- Prior to his time at Findlay, played at Prolific Prep in Napa, Calif., where he led the 2016-17 squad to a 29-2 record, a No. 13 national ranking and a No. 4 rating in the state.

Season Highlights

- Has 41 rebounds this year in just 109 minutes (15.0 rebounds per 40 minutes).
- Only three players in the country have more rebounds than his 41 in fewer minutes (109).
- Has multiple rebounds in all seven games this year, including five-plus in five games.
- Has back-to-back games with double digits in rebounds (21 total).
- Has at least one blocked shots in six of the seven games.
- Made his collegiate debut in the opener against Arkansas-Pine Bluff, making two free-throws with three rebounds and a blocked shot in 13 turnover-free minutes.
- Had a breakout game in 20 minutes against Texas Southern, scoring 11 points with five rebounds, two blocked shots and two assists, going 3-for-4 from the field and 5-for-6 from the charity stripe.
- Grabbed 12 rebounds in 39 minutes off the bench at the Maui Jim Maui Invitational (12.3 rebounds per 40 minutes), including five apiece against Xavier and in the fifth-place game vs. Iowa State.
- Had a career-high 11 rebounds in just 14 minutes of action vs. Jackson State... Became SDSU's first player this season to reach double figures in rebounds, leading the team for the first time of his career... The 11 rebounds are tied for the second most in a game this season for a player that logged 14 or less minutes.
- Grabbed 10 rebounds and scored four points at Illinois State, recording this second straight double-digit rebounding game.

2018-19 GAME-BY-GAME STATISTICS

Opponent	GS	FG	3FG	FT	O-D-R	PF	TP	A	TO	B	S	MP
Arkansas-Pine Bluff	0-2	0-0	2-4	1-2-3	1	2	0	0	1	0	13	
Texas Southern	3-4	0-0	5-6	2-3-5	2	11	2	1	2	1	20	
vs. Duke	0-3	0-0	0-0	1-1-2	2	0	1	0	0	0	10	
vs. Xavier	1-2	0-0	0-0	3-2-5	3	2	0	1	1	0	15	
vs. Iowa State	0-0	0-0	1-2	3-2-5	1	1	1	1	1	0	14	
Jackson State	2-5	0-0	1-3	1-10-11	2	5	0	1	1	0	14	
at Illinois State	1-3	0-0	2-2	4-6-10	4	4	0	1	1	1	23	
San Diego												
at California												
Cal State Dominguez Hills												
Brigham Young												
Brown												
CSUN												
at Boise State												
Wyoming												
at Air Force												
New Mexico												
at Fresno State												
UNLV												
Air Force												
at San Jose State												
at New Mexico												
Utah State												
at Colorado State												
Boise State												
Nevada												
at UNLV												
at Utah State												
San Jose State												
Fresno State												
at Nevada												

MISCELLANEOUS STATS / SAN DIEGO STATE RECORD

Category	2018-19 Season Games	SDSU W/L
Double-Figure Scoring	1	1-0
15-Point Games	0	0-0
Double-Doubles	0	0-0
10-Rebounding Games	2	2-0
Led SDSU in Scoring	0	0-0
Led SDSU in Rebounding	1	1-0
Led SDSU in Assists	0	0-0
One Turnover or Less	5	4-1
Consecutive Games	Current	Long
Double-Figure Scoring	0	1
Double-Figure Rebounding	2	2
Consecutive Games Played	7	7
Without Fouling Out	7	7
Scoring A Point	4	4
One Turnover or Less	7	7

► N. MENSAH CAREER STATISTICS

Year	G-GS	Min.-Avg.	FG-FGA	Pct.	3P-3PA	Pct.	FT-FTA	Pct.	OR	DR	Reb	Avg.	PF-D	AT	TO	BS	ST	Pts	Avg.
18-19	7-0	109-15.6	7-19	.368	0-0	.000	11-17	.647	15	26	41	5.9	15-0	4	5	7	2	25	3.6

CAREER HIGHS

Points

Career 4 vs. Texas Southern (11-14-18)

Rebounds

Career 3 vs. Jackson State (11-28-18)

Assists

Career

Field Goals

Career 2 vs. Texas Southern (11-14-18)

Field Goals Attempted

Career 3 vs. Texas Southern (11-14-18)

Three-Point Field Goals

Career

Three-Point FG Attempted

Career

Free Throws

Career 2 vs. Arkansas-Pine Bluff (11-6-18)

Free Throws Attempted

Career 2 vs. Iowa State (11-21-18)
2 vs. Arkansas-Pine Bluff (11-6-18)

Steals

Career

Blocked Shots

Career

Minutes Played

Career 6 vs. Jackson State (11-28-18)
6 vs. Texas Southern (11-14-18)



35 • JOEL MENSAH

FORWARD • 6-10 • 215 • FRESHMAN - HS
ACCRA, GHANA (JSERRA CATHOLIC HIGH (CALIF.))

Quick Hits

- Pronounced men-ZAH.
- No relation to fellow freshman Nathan Mensah.
- Averaged 15.9 points, 8.8 rebounds, 1.2 steals and 1.4 blocked shots in his final season at JSerra High.
- Was a four-star player, ranking No. 29 among all centers nationally, according to ESPN.

Season Highlights

- Has yet to commit a turnover in 23 minutes this season.
- Has played in five of the team's seven games.
- Played his first career game in the opener vs. Arkansas-Pine Bluff, scoring two points on a pair of free-throws in four minutes.
- Registered four points and two rebounds vs. Texas Southern.
- Had two points and a career-high three rebounds in six minutes vs. Jackson State.

2018-19 GAME-BY-GAME STATISTICS

Opponent	GS	FG	3FG	FT	O-D-R	PF	TP	A	TO	B	S	MP
Arkansas-Pine Bluff	0-2	0-0	2-2	0-0-0	1	2	0	0	0	0	0	4
Texas Southern	2-3	0-0	0-0	1-1-2	0	4	0	0	0	0	0	6
vs. Duke	0-2	0-0	0-0	0-0-0	0	0	0	0	0	0	0	4
vs. Xavier	Did Not Play-CD											
vs. Iowa State	0-1	0-0	1-2	0-0-0	0	1	0	0	0	0	0	3
Jackson State	1-2	0-0	0-0	0-3-3	0	2	0	0	0	0	0	6
at Illinois State	Did Not Play-CD											
San Diego												
at California												
Cal State Dominguez Hills												
Brigham Young												
Brown												
CSUN												
at Boise State												
Wyoming												
at Air Force												
New Mexico												
at Fresno State												
UNLV												
Air Force												
at San Jose State												
at New Mexico												
Utah State												
at Colorado State												
Boise State												
Nevada												
at UNLV												
at Utah State												
San Jose State												
Fresno State												
at Nevada												

MISCELLANEOUS STATS / SAN DIEGO STATE RECORD

Category	2018-19 Season	
	Games	SDSU W/L
Double-Figure Scoring	0	0-0
Led SDSU in Scoring	0	0-0
Led SDSU in Rebounding	0	0-0
Led SDSU in Assists	0	0-0
One Turnover or Less	5	3-2
Consecutive Games	Current	Long
Consecutive Games Played	0	3
Scoring A Point	2	2
One Turnover or Less	5	5

► J. MENSAH CAREER STATISTICS

Year	G-GS	Min.-Avg.	FG-FGA	Pct.	3P-3PA	Pct.	FT-FTA	Pct.	OR	DR	Reb	Avg.	PF-D	AT	TO	BS	ST	Pts	Avg.
18-19	5-0	23-4.6	3-10	.300	0-0	.000	3-4	.750	1	4	5	1.0	1-0	0	0	0	0	9	1.8

SEASON / CAREER HIGHS

Points

Season 17 at Illinois State (12-1-18)
Career 30 at Nevada (1-4-17)

Rebounds

Season 5 at Illinois State (12-1-18)
Career 7 vs. San José State (1-10-17)

Assists

Season 4 vs. Xavier (11-20-18)
Career 9 vs. Savannah State (11-28-16)

Field Goals

Season 7 at Illinois State (12-1-18)
Career 12 at Nevada (1-4-17)

Field Goals Attempted

Season 13 at Illinois State (12-1-18)
Career 25 at Nevada (1-4-17)

Three-Point Field Goals

Season 2 at Illinois State (12-1-18)
2 vs. Arkansas-Pine Bluff (11-6-18)
Career 7 at Grand Canyon (12-7-16)

Three-Point FG Attempted

Season 5 at Illinois State (12-1-18)
5 vs. Arkansas-Pine Bluff (11-6-18)
Career 12 at Nevada (1-4-17)

Free Throws

Season 4 vs. Jackson State (11-27-18)
4 vs. Iowa State (11-21-18)
4 vs. (1/1) Duke (11-19-18)
Career 10 vs. New Mexico (2-6-16)

Free Throws Attempted

Season 6 vs. Jackson State (11-27-18)
Career 10 vs. New Mexico (2-6-16)

Steals

Season 3 at Illinois State (12-1-18)
3 vs. Arkansas-Pine Bluff (11-6-18)
Career 4 at Wyoming (2-24-16)

Blocked Shots

Season 1 at Illinois State (12-1-18)
1 vs. Arkansas-Pine Bluff (11-6-18)
Career 2 vs. Fresno State (3-8-18)
2 vs. San José State (1-10-17)
2 vs. California (11-21-16)
2 vs. Wyoming (12-30-15)
2 at Utah (11-16-15)

Minutes Played

Season 39 at Illinois State (12-1-18)
Career 39 at Illinois State (12-1-18)



42 • JEREMY HEMSLEY

GUARD • 6-3 • 195 • SENIOR - 3L
RANCHO CUCAMONGA, CALIF. (DAMIEN HIGH)

San Diego State Career Rankings

- 10th in three-point field goal attempts (366), 11th in three-point field goals (125), 13th in field goal attempts (940), 17th in free-throw attempts (348), 18th in minutes played (2,841), 19th in field goals (400), 21st in assists (218), 21st in free throws (238), 22nd in points (18th in DI history) (1,163)

Quick Hits

- Became the 32nd member of the school's 1,000-point club at UNLV (1-27-18).
- Is 62 for his last 136 from the field (45.6 percent) over his last 22 games.
- SDSU is 17-3 when he has at least four assists, 16-6 when he scores at least 15 points and 36-14 when he commits one turnover or less.
- Had multiple assists in 21 of 35 games last season and at least three in 16 of them.
- Was 3-for-3 from three-point range at Colorado State (1-2-18), it was just the 19th time in the last 20 seasons that an Aztec player was perfect from beyond the arc (min: 3FGA) and the first time since Matt Shrigley on March 21, 2016.

Season Highlights

- Has reached double figures in scoring in five of the team's seven games.
- Has multiple assists in six of the seven games this season.
- Made 11 straight free-throw attempts over a period of four games from Nov. 14 (Texas Southern) to Nov. 21 (Iowa State).
- Had 14 points, three assists and three steals in a start in the opener against Arkansas-Pine Bluff, making 5 of 9 field goals.
- Was 10-for-10 from the free-throw line at the Maui Jim Maui Invitational, averaging 8.7 points per game... Had 12 points and a season-high four rebounds vs. No. 1/1 Duke.
- Recorded a season-high 17 points to go along with five rebounds, three assists and three steals at Illinois State, making 7 of 13 field goal attempts.

2018-19 GAME-BY-GAME STATISTICS

Opponent	GS	FG	3FG	FT	O-D-R	PF	TP	A	TO	B	S	MP
Arkansas-Pine Bluff	*	5-9	2-5	2-4	0-1-1	1	14	3	1	1	3	28
Texas Southern	*	4-7	1-2	1-2	0-2-2	1	10	2	1	0	1	29
vs. Duke	*	4-11	0-4	4-4	0-4-4	2	12	0	3	0	1	28
vs. Xavier	*	1-5	0-1	2-2	0-1-1	1	4	4	2	0	0	35
vs. Iowa State	*	3-7	0-0	4-4	0-1-1	2	10	2	1	0	1	31
Jackson State	*	2-6	1-2	4-6	1-2-3	3	9	3	2	0	1	22
at Illinois State	*	7-13	2-5	1-3	2-3-5	4	17	3	5	1	3	39
San Diego												
at California												
Cal State Dominguez Hills												
Brigham Young												
Brown												
CSUN												
at Boise State												
Wyoming												
at Air Force												
New Mexico												
at Fresno State												
UNLV												
Air Force												
at San Jose State												
at New Mexico												
Utah State												
at Colorado State												
Boise State												
Nevada												
at UNLV												
at Utah State												
San Jose State												
Fresno State												
at Nevada												

MISCELLANEOUS STATS / SAN DIEGO STATE RECORD

Category	2018-19 Season		Career Games	Career SDSU W/L
	Games	SDSU W/L		
Double-Figure Scoring	4	2-2	61	41-20
Double-Figure Assists	0	0-0	0	0-0
Double-Doubles	0	0-0	0	0-0
Led SDSU in Scoring	0	0-0	27	16-11
Led SDSU in Rebounding	0	0-0	0	0-0
Led SDSU in Assists	1	0-1	32	21-11
15+ Point Games	1	1-0	22	16-6
5+ Assist Games	0	0-0	12	11-1
One Turnover or Less	2	1-1	49	35-14
Consecutive Games	Current	Long		
Double-Figure Scoring	1	8		
With At Least 1 Assist	4	11		
Played 30 or More Minutes	1	4		

► HEMSLEY CAREER STATISTICS

Year	G-GS	Min.-Avg.	FG-FGA	Pct.	3P-3PA	Pct.	FT-FTA	Pct.	OR	DR	Reb	Avg.	PF-D	AT	TO	BS	ST	Pts	Avg.
15-16	37-25	1,014-27.4	147-342	.430	42-118	.356	107-141	.759	19	70	89	2.4	82-3	68	71	12	27	443	12.0
16-17	32-31	917-28.7	146-352	.415	56-150	.373	64-102	.627	16	62	78	2.4	67-1	66	64	9	20	412	12.9
17-18	32-7	698-21.8	81-188	.431	21-79	.266	49-80	.613	6	49	55	1.7	58-0	67	55	5	21	232	7.3
18-19	7-7	212-30.3	26-58	.448	6-19	.316	18-25	.720	3	14	17	2.4	14-0	17	15	2	10	76	10.9
Totals	108-70	2,841-26.3	400-940	.426	125-366	.342	238-348	.684	44	195	239	2.2	221-4	218	205	28	78	1,163	10.8



Game 1

San Diego State 76
Arkansas-Pine Bluff 60

Nov. 6, 2018 ♦ San Diego, Calif.
Viejas Arena ♦ Att.: 11,077

SAN DIEGO - Senior guard Devin Watson connected on a career-high six three-point field goals and had a team-high 20 points as San Diego State opened its 2018-19 campaign with a 76-60 victory over Arkansas-Pine Bluff at Viejas Arena.

It was the sixth straight season-opening win for SDSU and the Aztecs have now won 14 consecutive home openers (regardless of the game being a season opener).

San Diego State led 39-36 with 17:38 to play when the Aztecs went on a 15-2 run to open up a comfortable 16-point lead. Senior guard Jeremy Hemsley had seven points during the spurt and was one of three Aztecs (Jordan Schakel and Watson) to connect on a trey during the decisive run.

The lead grew to 23 points (following a 30-10 run) before the Aztecs settled for the 16-point final margin.

San Diego State's trademark stellar defense on full display, limited Arkansas-Pine Bluff to 35.7 percent field goal shooting and forced the Golden Lions into 18 turnovers.

Watson recorded his fifth game with the Aztecs with at least 20 points, a figure he has reached 24 times in his career. His six treys are the fourth most by an Aztec player in Viejas Arena history.

Hemsley added 14 points, three assists and three steals. Sophomore forward Jalen McDaniels narrowly missed a double-double with 15 points and team highs with nine rebounds and five assists. Sophomore forward Matt Mitchell rounded out four Aztec players in double figures with 10 points and five rebounds.

McDaniels became just the fourth Aztec player in the last 22 seasons to record at least 15 points, nine rebounds, five assists and three steals in a game, joining Jamaal Franklin, Kawhi Leonard and Chase Tapley.

Ark.-Pine Bluff	FG	3FG	FT	R	F	TP	A	TO	B	S	MP
Banyard	* 3-4	2-3	3-4	5	4	11	0	1	1	3	23
Banks	* 0-1	0-0	0-0	3	2	0	0	1	0	0	13
Robertson	* 0-1	0-0	0-0	1	0	0	1	1	0	0	11
Jackson	* 1-8	0-6	5-5	0	4	7	3	2	1	1	28
McKnight	* 12-26	5-10	0-0	8	1	29	1	6	0	2	39
Whitfield	0-1	0-0	0-0	0	0	0	0	0	0	0	3
Hardy	0-0	0-0	0-0	0	0	0	1	0	0	0	6
Wallace	0-2	0-1	0-0	1	0	0	0	0	0	0	7
Doss	3-11	1-7	4-5	5	3	11	2	0	0	1	29
Posey	0-1	0-1	0-0	1	1	0	1	0	0	1	9
Basse	1-1	0-0	0-0	4	2	0	6	0	0	0	15
Smith	0-0	0-0	0-0	4	3	0	0	1	0	1	17
Team	5										
Totals	20-56	8-28	12-14	37	22	60	9	18	2	9	200

SDSU	FG	3FG	FT	R	F	TP	A	TO	B	S	MP
McDaniels	* 5-11	1-2	4-6	9	3	15	5	1	0	3	27
Mitchell	* 3-9	2-5	2-2	5	1	10	4	4	0	1	29
Watson	* 7-12	6-10	0-0	4	1	20	3	3	0	1	38
Schakel	* 1-6	1-4	4-4	5	1	7	2	1	0	1	28
Hemsley	* 5-9	2-5	2-4	1	1	14	3	1	1	3	28
Seiko	1-2	0-1	0-0	0	0	2	0	0	0	0	11
Arop	0-0	0-0	0-0	2	1	0	0	0	0	0	9
Sohikish	0-0	0-0	0-0	0	0	0	0	0	0	0	2
Narain	2-3	0-0	0-0	3	4	4	1	2	0	0	11
Mensah, N.	0-2	0-0	204	3	1	2	0	0	1	0	13
Mensah, J.	0-2	0-0	2-2	0	1	2	0	0	0	0	4
Team	3										
Totals	24-56	12-27	16-22	35	14	76	18	12	2	9	200

Halftime: San Diego State 36, Arkansas-Pine Bluff 29. **FG%:** San Diego State 42.9, Arkansas-Pine Bluff 35.7. **3FG%:** San Diego State 44.4, Arkansas-Pine Bluff 28.6. **FT%:** San Diego State 72.7, Arkansas-Pine Bluff 85.7. **Officials:** Michael Irving, Bill Vinovich, Steve Olson. **Technical:** Jalen McDaniels (San Diego State).



Game 2

San Diego State 103
Texas Southern 64

Nov. 14, 2018 ♦ San Diego, Calif.
Viejas Arena ♦ Att.: 10,507

SAN DIEGO - Six San Diego State players scored in double figures, including all five starters, as the Aztecs never trailed and cruised to a 103-64 victory over Texas Southern.

San Diego State, which improved to 2-0 for the first time in four seasons, received a game-high 21 points from Matt Mitchell. The sophomore also added five rebounds and three assists.

Classmate Jordan Schakel had a career-high 16 points on 3-of-3 three-point field goal shooting and 7-of-7 from the charity stripe, and had seven rebounds.

Sophomore Jalen McDaniels added 14 points and a game-high nine rebounds, while Devin Watson poured in 14 points and had eight assists for SDSU. Senior Jeremy Hemsley scored 10 points and freshman Nathan Mensah came off the bench to score 11 points and pull down five rebounds.

San Diego State scored the first eight points of the game and led by as many as 41 points in claiming the team's eighth straight home win.

The Aztecs produced its highest point total in nearly five years (118 vs. Saint Katherine College, Dec. 27, 2013) connected on 52.3 percent from the field and was 27-of-36 from the free throw line.

Meanwhile, SDSU limited the Tigers to 33.3 percent field goal shooting and forced 14 turnovers on the evening.

San Diego State won for the 68th straight time when shooting at least 50 percent from the field and has won 71 consecutive contests when shooting 50 percent and committing 13 or fewer turnovers.

Texas Southern	FG	3FG	FT	R	F	TP	A	TO	B	S	MP
Butler	* 1-5	0-2	0-1	1	1	2	2	3	0	0	22
Combs	* 7-12	0-1	1-2	9	3	15	0	2	0	0	32
Reed	* 3-11	1-3	0-0	6	5	7	0	3	0	0	14
Patterson	* 2-8	1-4	0-0	4	2	5	4	2	0	0	17
McClelland	* 1-5	0-2	1-2	2	2	3	2	0	0	1	27
Bruce	4-13	2-7	5-6	1	4	15	2	0	0	3	29
Jones	2-6	0-3	2-2	2	2	6	0	0	0	0	11
Hopkins	1-5	0-0	1-3	4	4	3	0	3	0	1	25
Armstrong	3-6	1-4	0-0	0	2	7	3	0	0	2	11
Lumpkin	0-0	0-0	0-0	1	0	0	1	0	0	0	3
Dobbins	0-1	0-0	1-2	2	2	1	0	1	0	0	9
Team	4										
Totals	24-72	5-26	11-18	36	27	64	14	14	0	7	200

SDSU	FG	3FG	FT	R	F	TP	A	TO	B	S	MP
McDaniels	* 5-12	1-2	3-4	9	4	14	1	3	0	3	23
Mitchell	* 7-14	1-5	6-9	5	1	21	3	1	0	1	32
Watson	* 5-12	1-4	3-4	2	1	14	8	3	0	0	22
Schakel	* 3-4	3-3	7-7	7	3	16	0	0	1	1	25
Hemsley	* 4-7	1-2	1-2	2	1	10	2	1	0	1	29
Seiko	0-2	0-0	0-0	1	2	0	1	1	0	0	10
Arop	1-1	0-0	0-0	4	5	2	0	3	0	0	14
Sohikish	0-2	0-1	0-0	0	0	0	0	0	0	0	3
Chang	1-1	1-1	0-0	1	0	3	0	0	0	0	3
Narain	3-3	0-0	2-4	5	1	8	1	0	1	0	13
Mensah, N.	3-4	0-0	5-6	5	2	11	2	1	2	1	20
Mensah, J.	2-3	0-0	0-0	2	0	4	0	0	0	0	6
Team	5										
Totals	34-65	8-18	27-36	48	20	103	18	13	4	7	200

Halftime: San Diego State 49, Texas Southern 28. **FG%:** San Diego State 52.3, Texas Southern 33.3. **3FG%:** San Diego State 44.4, Texas Southern 19.2. **FT%:** San Diego State 75.0, Texas Southern 61.1. **Officials:** Rick Batsell, Shawn Lehigh, Jimmy Casas. **Technical:** Trayvon Reed (Texas Southern).



Game 3

No. 1/1 Duke 90
San Diego State 64

Nov. 19, 2018 ♦ Lahaina, Hawaii
Lahaina Civic Center ♦ Att.: 2,400

LAHAINA, Hawaii - Duke made five of its first seven attempts from beyond the arc to build a 13-point advantage in the opening 10 minutes of the game and the top-ranked Blue Devils defeated San Diego State, 90-64, in the opening day of the Maui Jim Maui Invitational.

San Diego State held Duke without an opening possession and quickly got a transition follow basket from sophomore Matt Mitchell to put the Aztecs on top, 2-0. It was the only lead of the day for SDSU.

The Blue Devils feature one of the nation's most dangerous lineups and on this day that fearsome unit made nine first-half three-point field goals to build a 49-32 halftime advantage.

Senior Jeremy Hemsley and sophomore Jalen McDaniels made consecutive lay ups early in the second half to cut the deficit to 13, but the Aztecs were not able to draw any closer.

Despite the loss, there were plenty of positive takeaways for SDSU. The Aztecs made 27 trips to the line and drew 25 fouls on the Blue Devils. McDaniels and Mitchell tied for team-high honors by drawing five fouls apiece.

San Diego State was led by senior guard Devin Watson's 15 points. Hemsley added 12 points and McDaniels and Mitchell each chipped in with 11 points apiece.

Duke was led R.J. Barrett who had 20 points and five assists. The Aztecs held Zion Williams, a projected NBA lottery pick, to 13 points on 5-of-11 attempts from the line.

The game marked just the fourth all-time matchup between the Aztecs against the nation's top ranked team. On two occasions, the opponent has been the Blue Devils.

Duke	FG	3FG	FT	R	F	TP	A	TO	B	S	MP
Williamson	* 5-11	1-3	2-3	6	2	13	1	2	1	5	18
Reddish	* 6-10	2-5	2-3	2	3	16	2	2	0	1	21
Barrett	* 5-14	3-6	7-9	4	4	20	5	1	0	0	25
Bolden	* 1-1	0-0	2-4	4	3	4	0	0	1	0	16
Jones	* 6-7	2-2	0-3	1	1	14	2	2	0	1	23
Goldwire	0-3	0-2	1-2	0	1	1	0	1	0	0	16
O'Connell	2-3	0-1	0-0	4	0	4	0	3	0	0	17
Vrankovic	0-0	0-0	2-4	4	3	2	1	1	0	0	2
Robinson	1-2	0-1	0-0	2	1	2	0	1	1	0	8
DeLaurier	0-1	0-1	2-2	6	5	2	0	0	0	0	11
White	3-5	2-4	4-4	8	1	12	1	2	1	0	29
Buckmire	0-0	0-0	0-0	0	0	0	0	0	0	0	3
Besser	0-0	0-0	0-0	0	1	0	0	0	0	0	2
Team	2										
Totals	29-57	10-25	22-34	43	25	90	12	15	4	7	200

SDSU	FG	3FG	FT	R	F	TP	A	TO	B	S	MP
McDaniels	* 3-9	0-0	5-7	5	3	11	3	3	2	0	31
Mitchell	* 3-9	0-4	5-6	3	4	11	0	2	0	1	27
Watson	* 5-8	3-6	2-2	4	3	15	3	3	0	2	34
Schakel	* 1-5	1-4	2-2	4	4	5	1	1	0	0	26
Hemsley	* 4-11	0-4	4-4	4	2	12	0	3	0	1	28
Mensah, N.	0-3	0-0	0-0	2	2	0	1	0	0	0	10
Narain	0-1	0-0	2-2	3	0	0	1	0	1	0	18
Seiko	2-2	2-2	2-4	0	1	8	0	0	0	0	11
Arop	1-3	0-1	0-0	4	1	2	0	0	1	1	8
Chang	0-0	0-0	0-0	0	0	0	0	0	0	0	4
Mensah, J.	0-2	0-0	0-0	0	0	0	0	0	0	0	3
Sohikish	0-0	0-0	0-0	0	0	0	0	0	0	0	1
Team	2										
Totals	19-53	6-21	20-27	30	23	64	8	13	3	7	200

Halftime: Duke 49, San Diego State 32. **FG%:** Duke 50.9, San Diego State 35.8. **3FG%:** Duke 40.0, San Diego State 28.6. **FT%:** San Diego State 74.1, Duke 64.7. **Officials:** Roger Ayers, Paul Szelc, Tim Kelly. **Technical:** none.



Game 4

San Diego State 79
Xavier 74

Nov. 20, 2018 ♦ Lahaina, Hawaii
Lahaina Civic Center ♦ Att.: 2,400

LAHAINA, Hawaii - San Diego State made one of the most dramatic comebacks in school history, overcoming a 19-point deficit, to defeat Xavier, 79-74, on the second day of the Maui Jim Maui Invitational.

The Aztecs trailed 32-13 with 9:21 to play in the first half against a Musketeers' program that is the defending Big East Conference champions, was a No. 1-seed in the NCAA tournament and finished the campaign 29-6.

SDSU scored the next seven points as part of a 27-5 run to cut the deficit to three points at half.

After allowing the opening basket of the second half, the Aztecs went on a 17-2 run to open up a nine-point advantage. In all, SDSU outscored Xavier, 45-17, over approximately a 20-minute period in the middle of the game.

San Diego State was led by sophomore sensation Jalen McDaniels. McDaniels scored a career-high 26 points on the strength of 9-of-14 shooting, including a career-high three three-point field goals. He added eight rebounds and three blocked shots.

Senior guard Devin Watson tallied 21 points, including four three-point field goals, and added a game-high seven assists. Sophomore guard Jordan Schakel made three three's en route to a 13-point, five-rebound performance.

San Diego State shot 53.8 percent from the field and ran its winning streak to 68 games when shooting at least 50 percent from the floor. Equally impressive was the fact the Aztecs outbounded their bigger Big East opponent, 33-29.

The comeback was the third largest in SDSU recorded history and the largest in Brian Dutcher's tenure as SDSU's head coach.

Xavier raced out to the big lead by making eight of its first 10 and 13 of its first 19 field goal attempts. As if that was not bad enough, the Musketeers converted on five of its first seven attempts from beyond the arc.

Xavier	FG	3FG	FT	R	F	TP	A	TO	B	S	MP
Jones *	4-6	0-0	0-2	5	4	8	0	1	1	1	15
Marshall *	2-9	1-5	3-4	6	4	8	5	0	0	1	34
Scruggs *	5-15	0-5	1-1	6	5	11	2	1	0	3	33
Castlin *	1-3	1-3	0-0	2	3	2	2	0	1	1	11
Goodin *	7-11	3-5	3-4	1	2	20	3	1	0	1	37
James	0-0	0-0	0-0	0	0	0	0	0	0	0	3
Weluge	0-2	0-2	0-0	1	0	0	0	2	0	0	14
Hankins	6-8	0-0	3-4	4	1	15	0	1	0	0	25
Harden	3-6	3-5	0-0	0	1	9	0	0	0	0	11
Kennedy	0-0	0-0	0-0	0	1	0	0	0	0	0	16
Team				6					3		
Totals	28-60	8-25	10-15	29	20	74	12	11	1	7	74

SDSU	FG	3FG	FT	R	F	TP	A	TO	B	S	MP
McDaniels *	9-14	3-5	5-8	8	2	26	1	3	3	0	26
Mitchell *	3-5	1-3	2-2	1	3	9	1	1	1	0	15
Watson *	5-14	4-11	7-8	3	1	21	7	3	1	0	39
Schakel *	5-7	3-5	0-0	5	5	13	1	1	0	0	31
Hemsley *	1-5	0-1	2-2	1	1	4	4	2	0	0	35
Seiko	0-1	0-1	0-0	1	0	2	0	0	0	0	10
Mensah, N.	1-2	0-0	0-0	3	2	0	1	1	0	1	15
Narain	2-3	0-1	0-0	5	3	4	1	0	1	1	19
Team				4					2		
Totals	26-51	11-27	16-20	33	18	79	17	13	6	2	200

Halftime: Xavier 40, San Diego State 37. **FG%:** San Diego State 51.0, Xavier 46.7. **3FG%:** San Diego State 40.7, Xavier 32.0. **FT%:** San Diego State 80.0, Xavier 66.7. **Officials:** Pat Driscoll, Don Daily, Bernard Clinton. **Technical:** none.



Game 5

Iowa State 87
San Diego State 57

Nov. 21, 2018 ♦ Lahaina, Hawaii
Lahaina Civic Center ♦ Att.: 2,400

LAHAINA, Hawaii - For the third straight day San Diego State ran into a team that opened the game on fire and on this day the Aztecs did not have an answer.

Iowa State made three of its first four three-point field goal attempts of the game, had nine treys at intermission and 14 for the contest in an 87-57 victory over San Diego State in the fifth-place game on the Maui Jim Maui Invitational.

Unlike the previous two games, when San Diego State overcame hot shooting starts to compete for 40 minutes against top-ranked Duke or produce a historic comeback against Xavier the day before, SDSU did not have the legs to mount a comeback on this day.

Iowa State raced out to an 18-6 lead by the first media timeout and the Aztecs clawed back to a 20-16 deficit with 12:45 to play in the first half. The Cyclones then used a 12-2 run to open the lead up and SDSU got no closer than nine points the rest of the way.


Sophomore forward Matt Mitchell scored a team-high 14 points and added six rebounds. Sophomore forward Jalen McDaniels, who was limited to 27 minutes due to foul trouble, had 10 points and seven boards. Senior guard Jeremy Hemsley added 10 points on the day.

Iowa State was paced by Marial Shayok, who tallied 21 points on 8-of-12 shooting. Michael Jacobson added 19 points and eight rebounds, while Terrence Lewis came off the bench to score 16 points in 21 minutes of action.

SDSU	FG	3FG	FT	R	F	TP	A	TO	B	S	MP
McDaniels *	5-14	0-3	0-1	7	4	10	1	1	0	0	27
Mitchell *	3-7	2-4	6-6	6	2	14	0	1	0	1	28
Watson *	3-11	2-6	0-0	2	0	8	1	2	0	0	31
Schakel *	3-6	2-5	0-0	1	4	8	2	1	0	0	22
Hemsley *	3-7	0-0	4-4	1	2	10	2	1	0	1	31
Narain	0-1	0-0	0-0	3	2	0	1	3	1	0	16
Mensah, N.	0-0	0-0	1-2	5	1	1	1	1	0	1	14
Arop	0-1	0-0	0-0	1	1	0	1	0	0	0	8
Chang	0-1	0-1	0-0	0	0	0	0	0	0	0	3
Seiko	1-2	1-2	2-2	0	1	5	0	1	0	0	16
Mensah, J.	0-1	0-0	1-2	0	0	1	0	0	0	0	3
Team											1
Totals	18-51	7-21	14-17	27	17	57	9	11	2	2	200

Iowa State	FG	3FG	FT	R	F	TP	A	TO	B	S	MP
Jacobson *	5-9	0-1	9-9	8	2	19	2	1	0	0	30
Weiler-Babb *	3-9	3-7	0-0	7	1	9	6	0	1	1	34
Shayok *	8-12	4-6	1-1	3	2	21	0	1	0	1	28
Horton-Tucker *	1-11	0-4	2-3	7	1	4	5	0	0	2	30
Haliburton *	3-7	3-7	0-0	8	3	9	1	1	2	2	38
Lewis	5-7	2-4	4-4	1	0	16	1	0	0	0	11
Griffin	1-2	1-2	1-3	1	1	4	0	0	0	1	6
Condit	1-1	0-0	0-0	2	4	2	0	1	0	0	11
Steyer	1-1	1-1	0-0	2	1	3	2	0	0	0	2
Team											2
Totals	28-59	14-32	17-20	41	15	87	17	6	2	7	200

Halftime: Iowa State 46, San Diego State 32. **FG%:** Iowa State 47.5, San Diego State 35.3. **3FG%:** Iowa State 43.8, San Diego State 33.3. **FT%:** Iowa State 85.0, San Diego State 82.4. **Officials:** Eric Curry, Tom Kelly, Brian Dorsey. **Technical:** none.



Game 6

San Diego State 87
Jackson State 44

Nov. 27, 2018 ♦ San Diego, Calif.
Viejas Arena ♦ Att.: 10,453

SAN DIEGO - San Diego State dominated both ends of the court from the opening tip and recorded its widest margin of victory against a Division I opponent in 32 years as the Aztecs defeated Jackson State, 87-44.

The Aztecs, coming off a 30-point loss six days earlier, scored the first 11 points of the game, raced to a 24-5 advantage and built a 49-21 halftime lead.

Five San Diego State players scored in double figures, led by sophomores Matt Mitchell and Jordan Schakel. Mitchell had 15 points to go along with six rebounds and three assists and Schakel had 15 points and four steals.

Classmate Jalen McDaniels had 14 points and junior forward Nolan Narain came off the bench to add 11 points and four rebounds.

Offensively, San Diego State was efficient, connecting on 50.9 percent of its field goal attempts, including 57.6 percent of its two-point field goal attempts. The Aztecs had 20 assists on 29 field goal attempts.

San Diego State has now won 70 consecutive games when shooting 50 percent or better from the floor.

Defensively, the Aztecs limited Jackson State to 25.9 percent from the field, the lowest mark for an SDSU opponent in the Brian Dutcher era. This was just the 33rd time this season that a Division I opponent was held to less than 30 percent field goal shooting and was forced into more than 20 turnovers (23).

With the victory, San Diego State has followed each of its last four defeats with a victory in the next game.

Jackson State	FG	3FG	FT	R	F	TP	A	TO	B	S	MP
Johnson *	0-5	0-0	0-0	2	4	0	1	1	1	0	17
McKinnis *	0-2	0-0	0-0	1	1	0	0	1	2	0	17
Walls *	2-9	0-3	2-4	3	2	6	0	5	0	4	28
Howell *	3-10	0-2	3-4	5	2	9	3	3	1	2	27
Bozeman *	2-6	2-4	3-4	4	2	9	0	3	0	1	24
Berry	0-1	0-1	0-0	0	0	0	0	0	0	0	5
Shelton	0-3	0-3	0-0	1	0	0	0	0	0	0	6
Walker	0-1	0-0	2-2	0	0	2	1	4	0	0	5
Howard	3-8	1-4	0-0	6	3	7	1	1	0	0	25
Brown	2-6	0-2	0-0	0	4	4	3	3	0	1	18
Love	1-2	1-1	0-0	1	2	3	0	1	1	0	8
Spencer	2-4	0-0	0-0	5	3	4	0	0	0	1	19
Clopton	0-1	0-0	0-0	0	0	0	1	0	0	0	1
Team											1
Totals	15-58	4-20	10-14	29	23	44	9	23	5	9	200

SDSU	FG	3FG	FT	R	F	TP	A	TO	B	S	MP
McDaniels *	6-10	0-2	2-2	3	2	14	4	7	0	1	26
Mitchell *	5-10	3-6	2-2	6	0	15	3	1	1	1	25
Watson *	4-11	2-7	0-0	3	1	10	4	2	0	2	33
Schakel *	5-6	2-3	3-4	2	3	15	1	1	0	4	26
Hemsley *	2-6	1-2	4-6	3	3	9	3	2	0	1	22
Seiko	0-0	0-0	3-4	3	1	3	1	1	0	3	15
Arop	0-1	0-1	0-0	4	1	0	2	1	1	0	13
Sahikish	0-0	0-0	0-0	0	0	0	1	1	0	0	3
Chang	1-2	1-2	0-0	0	0	0	3	1	1	2	0
Narain	3-4	1-1	4-4	4	2	11	0	1	0	1	15
Mensah, N.	2-5	0-0	1-3	11	2	5	0	1	1	0	14
Mensah, J.	1-2	0-0	0-0	3	0	2	0	0	0	0	6
Team											2
Totals	29-57	10-24	19-25	44	16	87	20	21	5	13	200

Halftime: San Diego State 49, Jackson State 21. **FG%:** San Diego State 50.9, Jackson State 25.9. **3FG%:** San Diego State 41.7, Jackson State 20.0. **FT%:** San Diego State 76.0, Jackson State 71.4. **Officials:** Kipp Kissinger, Brad Ferrie, Marques Pettigrew. **Technical:** San Diego State Bench.



Game 7

San Diego State 75
Illinois State 65

Dec. 1, 2018 ♦ Normal, Ill.

Redbird Arena ♦ Att.: 6,245

NORMAL, Ill. - San Diego State received strong play from its starting senior backcourt and used a relentless team effort on the glass and on the defensive end to pick up a road win at Illinois State, 75-65.

The game was part of the eighth annual Mountain West - Missouri Valley Challenge and the SDSU victory helped the Mountain West salvage a tie in the 10-games played between the teams this season.

The Aztecs snapped the Redbirds 10-game homecourt winning streak thanks in part to Devin Watson's season-high 23 points and game-high seven assists and classmate Jeremy Hemsley timely shooting en route to 17 points and five rebounds.

Possibly overlooked was another outstanding performance by sophomore Jalen McDaniels who reached double figures for a personal-best eighth straight game. McDaniels recorded his 10th career double-double with 12 points and a personal-high 15 rebounds.

The Aztecs had their best rebounding game of the season, with a 47-36 rebound advantage in the contest. It marked the second straight game in which the Aztecs enjoyed a double-digit advantage on the glass after being outrebounded in three of the first five contests of the season. The -11 rebound margin marked the worst of the season for the Redbirds.

SDSU limited Illinois State to 31.0 percent field goal shooting, its lowest percentage in nearly 21 months, since No. 21 Wichita State limited the Redbirds to 29.3 percent on March 5, 2017.

San Diego State led for 37:20 of the contest, including the entire second half. The Aztecs were never really in danger in the second half, but when Illinois State cut the deficit to 55-49 with 11:37 to play, the Aztecs responding with an 8-0 run. Hemsley converted on a basket and followed it with a try on the next possession and Watson made a three-pointer of his own to push the lead back to 14 points.

SDSU	FG	3FG	FT	R	F	TP	A	TO	B	S	MP
Watson	* 7-14	3-7	6-9	3	1	23	7	4	0	0	38
McDaniels	* 6-14	0-2	0-1	15	3	12	2	1	0	1	39
Mitchell	* 3-9	0-4	3-7	2	4	9	1	2	0	1	20
Schakel	* 1-3	1-2	0-0	7	5	3	0	0	0	0	25
Hemsley	* 7-13	2-5	1-3	5	4	17	3	5	1	3	39
Seiko	0-0	0-0	0-0	0	2	0	0	0	0	0	4
Arop	2-4	0-0	3-4	4	1	7	0	1	0	0	12
Mensah, N.	1-3	0-0	2-2	10	4	4	4	0	1	1	23
Team				1							
Totals	27-60	6-20	15-26	47	24	75	13	14	2	6	200

Illinois State	FG	3FG	FT	R	F	TP	A	TO	B	S	MP
Copeland	* 4-13	1-6	0-0	3	2	9	2	0	0	0	25
Evans	* 1-8	0-3	0-0	3	4	2	1	2	0	0	29
Fayne	* 2-8	0-0	12-15	3	5	16	1	0	0	1	31
Tinsley	* 2-7	0-5	2-2	6	2	6	1	0	1	3	27
Yarbrough	* 4-12	0-2	8-12	13	3	16	2	6	0	0	33
Gassman	0-1	0-1	0-0	0	1	0	0	1	0	1	9
Jefferson	4-7	4-7	2-2	1	3	14	1	2	0	0	32
Idowu	1-2	0-0	0-0	3	2	2	0	0	0	0	14
Team				4							
Totals	18-58	5-24	24-31	36	22	65	8	11	1	5	200

Halftime: San Diego State 37, Illinois State 32. **FG%:** San Diego State 45.0, Illinois State 31.0. **3FG%:** San Diego State 30.0, Illinois State 20.8. **FT%:** Illinois State 77.4, San Diego State 57.7. **Officials:** Eric Curry, Randy Heimerman, Tom O'Neil. **Technical:** Jeremy Hemsley (San Diego State).

SAN DIEGO STATE SCHEDULE/RESULTS

Record: 5-2 (Home: 3-0, Away: 1-0, Neutral: 1-2)
 Mountain West: 0-0 (Home: 0-0, Away: 0-0)

Date	SDSU NR	Opponent	SDSU Result	W-L	Record	MW	Scorer	San Diego State High		
								Rebounder	Assists	Attendance
Nov. 6	rv/--	ARKANSAS-PINE BLUFF	W 76-60	W1	1-0		Watson - 20	McDaniels - 9	McDaniels - 5	11,077
Nov. 14		TEXAS SOUTHERN	W 103-64	W2	2-0		Mitchell - 21	McDaniels - 9	Watson - 8	10,507
Nov. 19		vs. (1/1) Duke # (QF)	L 90-64	L1	2-1		Watson - 15	McDaniels - 5	McDaniels/Watson - 3	2,400 (c)
Nov. 20		vs. Xavier # (C-SF)	W 79-74	W1	3-1		McDaniels - 26	McDaniels - 8	Watson - 7	2,400 (c)
Nov. 21		vs. (rv/rv) Iowa State # (5P)	L 87-57	L1	3-2		Mitchell - 14	McDaniels - 7	Schakel/Hemsley - 2	2,400 (c)
Nov. 27		JACKSON STATE	W 87-44	W1	4-2		Mitchell/Schakel - 15	N. Mensah - 11	McDaniels/Watson - 4	10,453
Dec. 1		at Illinois State	W 75-65	W2	5-2		Watson - 23	McDaniels - 15	Watson - 7	6,245
Dec. 5		SAN DIEGO								
Dec. 8		at California								
Dec. 12		CAL STATE DOMINGUEZ HILLS								
Dec. 22		BRIGHAM YOUNG								
Dec. 29		BROWN								
Jan. 1		CSUN								
Jan. 5		at Boise State*								
Jan. 8		WYOMING*								
Jan. 12		at Air Force*								
Jan. 15		NEW MEXICO*								
Jan. 22		at Fresno State*								
Jan. 26		UNLV*								
Jan. 30		AIR FORCE*								
Feb. 2		at San José State*								
Feb. 5		at New Mexico*								
Feb. 9		UTAH STATE*								
Feb. 12		at Colorado State*								
Feb. 16		BOISE STATE*								
Feb. 20		NEVADA*								
Feb. 23		at UNLV*								
Feb. 26		at Utah State*								
March 2		SAN JOSÉ STATE*								
March 6		FRESNO STATE*								
March 9		at Nevada*								

Caps denotes home game. # - Maui Jim Maui Invitational (Lahaina Civic Center; Lahaina, Hawaii). * - Mountain West Game. ` - Mountain West Men's Basketball Championship (Thomas & Mack Center; Las Vegas, Nevada). c - Capacity crowd. SDSU NR - San Diego State national ranking (*Associated Press* and *USA Today* coaches polls at game time). Time to the right of opponent name indicates time remaining on a game-winning shot.

Record/Attendance Summary

	G	W-L	Total	Average	High
Home	3	3-0	32,037	10,679	11,077
Mountain West					
Away	1	1-0	6,245	6,245	6,245
Mountain West					
Neutral	3	1-2	7,200	2,400	2,400
Total	7	5-2	45,482	6,497	11,077
Mountain West					

Win/Loss Margin

	1	2	3	4	5	6	9	10	11	12	13	14	15	16	18	20	22	24	26	28	30	39	43	≤3	≤5	≤10	
Win					1			1						1								1	1			1	1
Loss																			1			1					

SEASON STATS

Record: 5-2 (Home: 3-0, Away: 1-0, Neutral: 1-2)

No.	Player	GP	GS	Min	Avg	TOTAL			3-PTS			FT			REBOUNDS				PF	FO	A	TO	Blk	Stl	Pts	Avg			
						FG	FGA	Pct	3FG	FGA	Pct	FT	FTA	Pct	Off	Def	Tot	Avg											
00	WATSON, Devin	7	7	245	35.0	36	82	.439	21	51	.412	18	23	.783	3	18	21	3.0	8	0	33	20	0	6	111	15.9			
05	MCDANIELS, Jalen	7	7	208	29.7	39	84	.464	5	16	.313	19	29	.655	17	39	56	8.0	21	0	17	19	5	8	102	14.6			
11	MITCHELL, Matt	7	7	166	23.7	27	63	.429	9	31	.290	26	34	.765	6	22	28	4.0	15	0	12	12	2	6	89	12.7			
42	HEMSLEY, Jeremy	7	7	212	30.3	26	58	.448	6	19	.316	18	25	.720	3	14	17	2.4	14	0	17	15	2	10	76	10.9			
20	SCHAKEL, Jordan	7	7	183	26.1	19	37	.514	13	26	.500	16	17	.941	6	25	31	4.4	25	2	7	5	1	6	67	9.6			
24	NARAIN, Nolan	6	0	89	14.8	10	15	.667	1	2	.500	6	10	.600	9	13	22	3.7	15	0	4	8	3	3	27	4.5			
31	MENSAH, Nathan	7	0	109	15.6	7	19	.368	0	0	.000	11	17	.647	15	26	41	5.9	15	0	4	5	7	2	25	3.6			
02	SEIKO, Adam	7	0	77	11.0	4	9	.444	3	6	.500	7	10	.700	2	3	5	0.7	7	0	4	3	0	3	18	2.6			
03	AROP, Aquek	6	0	64	10.7	4	10	.400	0	2	.000	3	4	.750	6	13	19	3.2	10	1	3	5	2	1	11	1.8			
35	MENSAH, Joel	5	0	23	4.6	3	10	.300	0	0	.000	3	4	.750	1	4	5	1.0	1	0	0	0	0	0	9	1.8			
23	CHANG, Ed	4	0	15	3.8	2	4	.500	2	4	.500	0	0	.000	0	1	1	0.3	0	0	1	1	2	0	6	1.5			
04	SOHIKISH, Michael	4	0	9	2.3	0	2	.000	0	1	.000	0	0	.000	0	0	0	0.0	0	0	1	1	0	1	0	0.0			
TEAM															11	7	18	2.6	1					3					0
SAN DIEGO STATE		7				177	393	.450	60	158	.380	127	173	.734	79	185	264	37.7	132	3	103	97	24	46	541	77.3			
OPPONENTS		7				162	420	.386	54	180	.300	106	146	.726	90	161	251	35.9	154	-	81	98	15	51	484	69.1			

SCORE BY PERIODS:	1st	2nd	OT	2OT	Total
SAN DIEGO STATE	272	269			541
OPPONENTS	245	239			484

Mountain West: 0-0 (Home: 0-0, Away: 0-0)

HOME/AWAY STATS

Home: 3-0

No.	Player	GP	GS	Min	Avg	TOTAL			3-PTS			REBOUNDS														
						FG	FGA	Pct	3FG	FGA	Pct	FT	FTA	Pct	Off	Def	Tot	Avg	PF	FO	A	TO	Blk	Stl	Pts	Avg
11	MITCHELL, Matt	3	3	76	25.3	15	33	.455	6	16	.375	10	13	.769	3	13	16	5.3	2	0	10	6	1	3	46	15.3
00	WATSON, Devin	3	3	103	34.3	16	35	.457	9	21	.429	3	4	.750	0	9	9	3.0	3	0	15	8	0	3	44	14.7
05	MCDANIELS, Jalen	3	3	76	25.3	16	33	.485	2	6	.333	9	12	.750	7	14	21	7.0	9	0	10	11	0	7	43	14.3
20	SCHAKEL, Jordan	3	3	79	26.3	9	16	.563	6	10	.600	14	15	.933	4	10	14	4.7	7	0	3	2	1	6	38	12.7
42	HEMSLEY, Jeremy	3	3	79	26.3	11	22	.500	4	9	.444	7	12	.583	1	5	6	2.0	5	0	8	4	1	5	33	11.0
24	NARAIN, Nolan	3	0	36	12.0	8	10	.800	1	1	1.000	6	8	.750	7	5	12	4.0	7	0	2	3	1	1	23	7.7
31	MENSAH, Nathan	3	0	47	15.7	5	11	.455	0	0	.000	8	13	.615	4	15	19	6.3	5	0	2	2	4	1	18	6.0
35	MENSAH, Joel	3	0	16	5.3	3	7	.429	0	0	.000	2	2	1.000	1	4	5	1.7	1	0	0	0	0	0	8	2.7
23	CHANG, Ed	2	0	8	4.0	2	3	.667	2	3	.667	0	0	.000	0	1	1	0.5	0	0	1	1	2	0	6	3.0
02	SEIKO, Adam	3	0	36	12.0	1	4	.250	0	1	.000	3	4	.750	1	3	4	1.3	3	0	2	2	0	3	5	1.7
03	AROP, Aguek	3	0	36	12.0	1	2	.500	0	1	.000	0	0	.000	2	8	10	3.3	7	1	2	4	1	0	2	0.7
04	SOHIKISH, Michael	3	0	8	2.7	0	2	.000	0	1	.000	0	0	.000	0	0	0	0.0	0	0	1	1	0	0	0	0.0
TEAM																										
SAN DIEGO STATE		3				87	178	.489	30	69	.435	62	83	.747	35	92	127	42.3	50	1	56	46	11	29	266	88.7
OPPONENTS		3				59	186	.317	17	74	.230	33	46	.717	36	66	102	34.0	72	-	32	55	7	25	168	56.0

SCORE BY PERIODS:	1st	2nd	OT	2OT	Total
SAN DIEGO STATE	134	132			266
OPPONENTS	78	90			168

Road/Neutral: 2-2 (Away: 1-0, Neutral: 1-2)

No.	Player	GP	GS	Min	Avg	TOTAL			3-PTS			REBOUNDS														
						FG	FGA	Pct	3FG	FGA	Pct	FT	FTA	Pct	Off	Def	Tot	Avg	PF	FO	A	TO	Blk	Stl	Pts	Avg
00	WATSON, Devin	4	4	142	35.5	20	47	.426	12	30	.400	15	19	.789	3	9	12	3.0	5	0	18	12	0	3	67	16.8
05	MCDANIELS, Jalen	4	4	132	33.0	23	51	.451	3	10	.300	10	17	.588	10	25	35	8.8	12	0	7	8	5	1	59	14.8
42	HEMSLEY, Jeremy	4	4	133	33.2	15	36	.417	2	10	.200	11	13	.846	2	9	11	2.8	9	0	9	11	1	5	43	10.8
11	MITCHELL, Matt	4	4	90	22.5	12	30	.400	3	15	.200	16	21	.762	3	9	12	3.0	13	0	2	6	1	3	43	10.8
20	SCHAKEL, Jordan	4	4	104	26.0	10	21	.476	7	16	.438	2	2	1.000	2	15	17	4.3	18	2	4	3	0	0	29	7.3
02	SEIKO, Adam	4	0	41	10.3	3	5	.600	3	5	.600	4	6	.667	1	0	1	0.3	4	0	2	1	0	0	13	3.3
03	AROP, Aguek	3	0	28	9.3	3	8	.375	0	1	.000	3	4	.750	4	5	9	3.0	3	0	1	1	1	1	9	3.0
31	MENSAH, Nathan	4	0	62	15.5	2	8	.250	0	0	.000	3	4	.750	11	11	22	5.5	10	0	2	3	3	1	7	1.8
24	NARAIN, Nolan	3	0	53	17.7	2	5	.400	0	1	.000	0	2	.000	2	8	10	3.3	8	0	2	5	2	2	4	1.3
35	MENSAH, Joel	2	0	7	3.5	0	3	.000	0	0	.000	1	2	.500	0	0	0	0.0	0	0	0	0	0	0	1	0.5
23	CHANG, Ed	2	0	7	3.5	0	1	.000	0	1	.000	0	0	.000	0	0	0	0.0	0	0	0	0	0	0	0	0.0
04	SOHIKISH, Michael	1	0	1	1.0	0	0	.000	0	0	.000	0	0	.000	0	0	0	0.0	0	0	0	0	0	1	0	0.0
TEAM																										
SAN DIEGO STATE		4				90	215	.419	30	89	.337	65	90	.722	44	93	137	34.2	82	2	47	51	13	17	275	68.8
OPPONENTS		4				103	234	.440	37	106	.349	73	100	.730	54	95	149	37.2	82	-	49	43	8	26	316	79.0

SCORE BY PERIODS:	1st	2nd	OT	2OT	Total
SAN DIEGO STATE	138	137			275
OPPONENTS	167	149			316

WIN/LOSS STATS

Wins: 5

No.	Player	GP	GS	Min	Avg	TOTAL			3-PTS			REBOUNDS			PF	FO	A	TO	Blk	Stl	Pts	Avg				
						FG	FGA	Pct	3FG	FGA	Pct	FT	FTA	Pct									Off	Def	Tot	Avg
00	WATSON, Devin	5	5	180	36.0	28	63	.444	16	39	.410	16	21	.762	1	14	15	3.0	5	0	29	15	0	4	88	17.6
05	MCDANIELS, Jalen	5	5	151	30.2	31	61	.508	5	13	.385	14	21	.667	14	30	44	8.8	14	0	13	15	3	8	81	16.2
11	MITCHELL, Matt	5	5	111	22.2	21	47	.447	7	23	.304	15	22	.682	4	15	19	3.8	9	0	12	9	2	4	64	12.8
42	HEMSLEY, Jeremy	5	5	153	30.6	19	40	.475	6	15	.400	10	17	.588	3	9	12	2.4	10	0	15	11	2	8	54	10.8
20	SCHAKEL, Jordan	5	5	135	27.0	15	26	.577	10	17	.588	14	15	.933	4	22	26	5.2	17	2	4	3	1	6	54	10.8
24	NARAIN, Nolan	4	0	55	13.8	10	13	.769	1	2	.500	6	8	.750	9	8	17	4.3	10	0	3	4	2	2	27	6.8
31	MENSAH, Nathan	5	0	85	17.0	7	16	.438	0	0	.000	10	15	.667	11	23	34	6.8	12	0	2	4	6	2	24	4.8
03	AROP, Aguek	4	0	48	12.0	3	6	.500	0	1	.000	3	4	.750	6	8	14	3.5	8	1	2	5	1	0	9	2.3
35	MENSAH, Joel	3	0	16	5.3	3	7	.429	0	0	.000	2	2	1.000	1	4	5	1.7	1	0	0	0	0	0	8	2.7
23	CHANG, Ed	2	0	8	4.0	2	3	.667	2	3	.667	0	0	.000	0	1	1	0.5	0	0	1	1	2	0	6	3.0
02	SEIKO, Adam	5	0	50	10.0	1	5	.200	0	2	.000	3	4	.750	2	3	5	1.0	5	0	4	2	0	3	5	1.0
04	SOHIKISH, Michael	3	0	8	2.7	0	2	.000	0	1	.000	0	0	.000	0	0	0	0.0	0	0	1	1	0	0	0	0.0
TEAM																										
SAN DIEGO STATE		5				140	289	.484	47	116	.405	93	129	.721	63	144	207	41.4	92	3	86	73	19	37	420	84.0
OPPONENTS		5				105	304	.345	30	123	.244	67	92	.728	63	104	167	33.4	114	-	52	77	9	37	307	61.4

SCORE BY PERIODS:	1st	2nd	OT	2OT	Total
SAN DIEGO STATE	208	212			420
OPPONENTS	150	157			307

Losses: 2

No.	Player	GP	GS	Min	Avg	TOTAL			3-PTS			REBOUNDS			PF	FO	A	TO	Blk	Stl	Pts	Avg				
						FG	FGA	Pct	3FG	FGA	Pct	FT	FTA	Pct									Off	Def	Tot	Avg
11	MITCHELL, Matt	2	2	55	27.5	6	16	.375	2	8	.250	11	12	.917	2	7	9	4.5	6	0	0	3	0	2	25	12.5
00	WATSON, Devin	2	2	65	32.5	8	19	.421	5	12	.417	2	2	1.000	2	4	6	3.0	3	0	4	5	0	2	23	11.5
42	HEMSLEY, Jeremy	2	2	59	29.5	7	18	.389	0	4	.000	8	8	1.000	0	5	5	2.5	4	0	2	4	0	2	22	11.0
05	MCDANIELS, Jalen	2	2	57	28.5	8	23	.348	0	3	.000	5	8	.625	3	9	12	6.0	7	0	4	4	2	0	21	10.5
20	SCHAKEL, Jordan	2	2	48	24.0	4	11	.364	3	9	.333	2	2	1.000	2	3	5	2.5	8	0	3	2	0	0	13	6.5
02	SEIKO, Adam	2	0	27	13.5	3	4	.750	3	4	.750	4	6	.667	0	0	0	0.0	2	0	0	1	0	0	13	6.5
03	AROP, Aguek	2	0	16	8.0	1	4	.250	0	1	.000	0	0	.000	0	5	5	2.5	2	0	1	0	1	1	2	1.0
31	MENSAH, Nathan	2	0	24	12.0	0	3	.000	0	0	.000	1	2	.500	4	3	7	3.5	3	0	2	1	1	0	1	0.5
35	MENSAH, Joel	2	0	7	3.5	0	3	.000	0	0	.000	1	2	.500	0	0	0	0.0	0	0	0	0	0	0	1	0.5
24	NARAIN, Nolan	2	0	34	17.0	0	2	.000	0	0	.000	0	2	.000	0	5	5	2.5	5	0	1	4	1	1	0	0.0
23	CHANG, Ed	2	0	7	3.5	0	1	.000	0	1	.000	0	0	.000	0	0	0	0.0	0	0	0	0	0	0	0	0.0
04	SOHIKISH, Michael	1	0	1	1.0	0	0	.000	0	0	.000	0	0	.000	0	0	0	0.0	0	0	0	0	0	1	0	0.0
TEAM																										
SAN DIEGO STATE		2				37	104	.356	13	42	.310	34	44	.773	16	41	57	28.5	40	0	17	24	5	9	121	60.5
OPPONENTS		2				57	116	.491	24	57	.421	39	54	.722	27	57	84	42.0	40	-	29	21	6	14	177	88.5

SCORE BY PERIODS:	1st	2nd	OT	2OT	Total
SAN DIEGO STATE	64	57			121
OPPONENTS	95	82			177

VS. NATIONALLY RANKED OPPONENTS

Record: 0-1 (Home: 0-0, Away: 0-0, Neutral: 0-1)

No.	Player	GP	GS	Min	Avg	TOTAL			3-PTS			FT			REBOUNDS				PF	FO	A	TO	Blk	Stl	Pts	Avg													
						FG	FGA	Pct	3FG	FGA	Pct	FT	FTA	Pct	Off	Def	Tot	Avg																					
00	WATSON, Devin	1	1	34	34.0	5	8	.625	3	6	.500	2	2	1.000	1	3	4	4.0	3	0	3	3	0	2	15	15.0													
42	HEMSLEY, Jeremy	1	1	28	28.0	4	11	.364	0	4	.000	4	4	1.000	0	4	4	4.0	2	0	0	3	0	1	12	12.0													
05	MCDANIELS, Jalen	1	1	30	30.0	3	9	.333	0	0	.000	5	7	.714	1	4	5	5.0	3	0	3	3	2	0	11	11.0													
11	MITCHELL, Matt	1	1	27	27.0	3	9	.333	0	4	.000	5	6	.833	1	2	3	3.0	4	0	0	2	0	1	11	11.0													
02	SEIKO, Adam	1	0	11	11.0	2	2	1.000	2	2	1.000	2	4	.500	0	0	0	0.0	1	0	0	0	0	0	8	8.0													
20	SCHAKEL, Jordan	1	1	26	26.0	1	5	.200	1	4	.250	2	2	1.000	2	2	4	4.0	4	0	1	1	0	0	5	5.0													
03	AROP, Aquek	1	0	8	8.0	1	3	.333	0	1	.000	0	0	.000	0	4	4	4.0	1	0	0	0	1	1	2	2.0													
24	NARAIN, Nolan	1	0	18	18.0	0	1	.000	0	0	.000	0	2	.000	0	2	2	2.0	3	0	0	1	0	1	0	0.0													
31	MENSAH, Nathan	1	0	10	10.0	0	3	.000	0	0	.000	0	0	.000	1	1	2	2.0	2	0	1	0	0	0	0	0.0													
23	CHANG, Ed	1	0	4	4.0	0	0	.000	0	0	.000	0	0	.000	0	0	0	0.0	0	0	0	0	0	0	0	0.0													
35	MENSAH, Joel	1	0	4	4.0	0	2	.000	0	0	.000	0	0	.000	0	0	0	0.0	0	0	0	0	0	0	0	0.0													
04	SOHIKISH, Michael	1	0	1	1.0	0	0	.000	0	0	.000	0	0	.000	0	0	0	0.0	0	0	0	0	0	1	0	0.0													
TEAM															2	0	2	2.0	0			0																	
SAN DIEGO STATE		1				19	53	.358	6	21	.286	20	27	.741	8	22	30	30.0	23	0	8	13	3	7	64	64.0													
OPPONENTS		1				29	57	.509	10	25	.400	22	34	.647	14	29	43	43.0	25	-	12	15	4	7	90	90.0													

SCORE BY PERIODS:	1st	2nd	OT	2OT	Total
SAN DIEGO STATE	32	32			64
OPPONENTS	49	41			90

INDIVIDUAL GAME-BY-GAME (POINTS/REBS./ASTS.)

	0	2	3	4	5	11	13	20	23	24	31	35	42
	Devin	Adam	Aguek	Michael	Jalen	Matt	Caleb	Jordan	Ed	Nolan	Nathan	Joel	Jeremy
Opponent	Watson	Seiko	Arop	Sohikish	McDaniels	Mitchell	Giordano	Schakel	Chang	Narain	Mensah	Mensah	Hemsley
ARKANSAS-PINE BLUFF	20/4/3	2/0/0	0/2/0	0/0/0	15/9/5	10/5/4	DND	7/5/2	CD	4/3/1	2/3/0	2/0/0	14/1/3
TEXAS SOUTHERN	14/2/8	0/1/1	2/4/0	0/0/0	14/9/1	21/5/3	DND	16/7/0	3/1/0	8/5/1	11/5/2	4/2/0	10/2/2
vs. (1/1) Duke # (QF)	15/4/3	8/0/0	2/4/0	0/0/0	11/5/3	11/3/0	DNT	5/4/1	0/0/0	0/2/0	0/2/1	0/0/0	12/4/0
vs. Xavier # (C-SF)	21/3/7	0/1/2	CD	CD	26/8/1	9/1/1	DNT	13/5/1	CD	4/5/1	2/5/0	CD	4/1/4
vs. (rv/rv) Iowa State # (5P)	8/2/1	5/0/0	0/1/1	CD	10/7/1	14/6/0	DNT	8/1/2	0/0/0	0/3/1	1/5/1	1/0/0	10/1/2
JACKSON STATE	10/3/4	3/3/1	0/4/2	0/0/1	14/3/4	15/6/3	DND	15/2/1	3/0/1	11/4/0	5/11/0	2/3/0	9/3/3
at Illinois State	23/3/7	0/0/0	7/4/0	CD	12/15/2	9/2/1	DNT	3/7/0	CD	DNT-Flu	4/10/0	CD	17/5/3
SAN DIEGO													
at California													
CAL STATE DOMINGUEZ HILLS													
BRIGHAM YOUNG													
BROWN													
CSUN													
at Boise State*													
WYOMING*													
at Air Force*													
NEW MEXICO*													
at Fresno State*													
UNLV*													
AIR FORCE*													
at San José State*													
at New Mexico*													
UTAH STATE*													
at Colorado State*													
BOISE STATE*													
NEVADA*													
at UNLV*													
at Utah State*													
SAN JOSÉ STATE*													
FRESNO STATE*													
at Nevada*													

Red indicates players started. CD – Did Not Play-Coach's Decision. DND - Did Not Dress. DNT - Did Not Travel. INJ – Did Not Play-Injured. SUSP - Suspension. Caps denotes home game. # - Maui Jim Maui Invitational (Lahaina Convention Center; Lahaina, Hawaii). * – Mountain West Game. ` - Mountain West Men's Basketball Championship (Thomas & Mack Center; Las Vegas, Nevada).

STARTING LINEUPS

F	F	G	G	G	W-L	Record As SDSU Starter	Season	Career*
McDaniels	Mitchell	Hemsley	Schakel	Watson	5-2	Jeremy Hemsley	5-2	44-26
						Jalen McDaniels	5-2	18-10
						Matt Mitchell	5-2	27-12
						Nolan Narain		1-0
						Jordan Schakel	5-2	5-2
						Devin Watson	5-2	27-13
						* Aztec career		

INDIVIDUAL SUPERLATIVES

Category	San Diego State	Opponent
Points Scored	26 - Jalen McDaniels vs. Xavier (11-20-18)	29 - Martaveous McKnight, Arkansas-Pine Bluff (11-6-18)
Field Goals	9 - Jalen McDaniels vs. Xavier (11-20-18)	12 - Martaveous McKnight, Arkansas-Pine Bluff (11-6-18)
Field Goals Attempted	14 - Matt Mitchell, once; Jalen McDaniels, three times; Devin Watson, twice	26 - Martaveous McKnight, Arkansas-Pine Bluff (11-6-18)
Highest FG Percentage (min. 5 made)	.833 (5-6) - Jordan Schakel vs. Jackson State (11-27-18)	.857 (6-7) - Tre Jones, (1/1) Duke (11-19-20)
Highest FG Percentage (min. 10 made)	N/A	.462 (12-26) - Martaveous McKnight, Arkansas-Pine Bluff (11-6-18)
3-Point Field Goals Made	6 - Devin Watson vs. Arkansas-Pine Bluff (11-6-18)	5 - Martaveous McKnight, Arkansas-Pine Bluff (11-6-18)
3-Point Field Goals Attempted	11 - Jeremy Hemsley vs. (1/1) Duke (11-19-18); Devin Watson vs. Xavier (11-20-18)	10 - Martaveous McKnight, Arkansas-Pine Bluff (11-6-18)
3-Point Field Goal Percentage (min. 4 made)	.600 (6-10) - Devin Watson vs. Arkansas-Pine Bluff (11-6-18)	.667 (4-6) - Marial Shayok, Iowa State (11-21-18)
3-Point Field Goal Percentage (min. 5 made)	.600 (6-10) - Devin Watson vs. Arkansas-Pine Bluff (11-6-18)	.500 (5-10) - Martaveous McKnight, Arkansas-Pine Bluff (11-6-18)
Free Throws	7 - Jordan Schakel vs. Texas Southern (11-14-18); Devin Watson vs. Xavier (11-20-18)	12 - Phil Fayne, Illinois State (12-1-18)
Free Throws Attempted	9 - Matt Mitchell vs. Texas Southern (11-14-18); Devin Watson at Illinois State (12-1-18)	15 - Phil Fayne, Illinois State (12-1-18)
Free Throw Percentage (min. 7 made)	1.000 (7-7) - Matt Mitchell vs. Texas Southern (11-14-18)	1.000 (9-9) - Michael Jacobson, Iowa State (11-21-18)
Free Throw Percentage (min. 10 made)	N/A	.800 (12-15) - Phil Fayne, Illinois State (12-1-18)
Offensive Rebounds	5 - Jalen McDaniels at Illinois State (12-1-18)	5 - Michael Jacobson, Iowa State (11-21-18)
Defensive Rebounds	10 - N. Mensah vs. Jackson State (11-27-18); McDaniels at Illinois State (12-1-18)	10 - Milik Yarbrough, Illinois State (12-1-18)
Total Rebounds	15 - Jalen McDaniels at Illinois State (12-1-18)	13 - Milik Yarbrough, Illinois State (12-1-18)
Assists	8 - Devin Watson vs. Texas Southern (11-14-18)	6 - Nick Weiler-Babb, Iowa State (11-21-18)
Blocked Shots	3 - Jalen McDaniels vs. Xavier (11-20-18)	2 - Tyrese Haliburton, Iowa State (11-21-18)
Steals	4 - Jordan Schakel vs. Jackson State (11-27-18)	5 - Zion Williamson, (1/1) Duke (11-19-18)
Minutes Played	39 - Watson vs. Xavier (11-20-18); McDaniels/Hemsley at Illinois State (12-1-18)	39 - Martaveous McKnight, Arkansas-Pine Bluff (11-6-18)

TEAM SUPERLATIVES

SDSU High	SDSU Low	Category	Opponent High	Opponent Low
103 vs. Texas Southern (11-14-18)	57 vs. Iowa State (11-21-18)	Points Scored	90, (1/1) Duke (11-19-18)	44, Jackson State (11-27-18)
34 vs. Texas Southern (11-14-18)	18 vs. Iowa State (11-21-18)	Field Goals	29, (1/1) Duke (11-19-18)	15, Jackson State (11-27-18)
65 vs. Texas Southern (11-14-18)	51 vs. Xavier (11-20-18); vs. Iowa State (11-21-18)	Field Goals Attempted	72, Texas Southern (11-14-18)	56, Arkansas-Pine Bluff (11-6-18)
.523 vs. Texas Southern (11-14-18)	.353 vs. Iowa State (11-21-18)	FG Percentage	.509, (1/1) Duke (11-19-18)	.259, Jackson State (11-27-18)
12 vs. Arkansas-Pine Bluff (11-6-18)	6 vs. (1/1) Duke (11-19-18); at Illinois State (12-1-18)	3-Point Field Goals Made	14, Iowa State (11-21-18)	4, Jackson State (11-27-18)
27 vs. Arkansas-Pine Bluff (11-6-18); vs. Xavier (11-20-18)	18 vs. Texas Southern (11-14-18)	3-Point Field Goals Attempted	32, Iowa State (11-21-18)	20, Jackson State (11-27-18)
.444 vs. Arkansas-Pine Bluff (11-6-18); Texas Southern (11-14-18)	.286 vs. (1/1) Duke (11-19-18)	3-Point Field Goal Percentage	.438, Iowa State (11-21-18)	.192, Texas Southern (11-14-18)
27 vs. Texas Southern (11-14-18)	14 vs. Iowa State (11-21-18)	Free Throws Made	24, Illinois State (12-1-18)	10, Jackson State (11-27-18)
36 vs. Texas Southern (11-14-18)	17 vs. Iowa State (11-21-18)	Free Throws Attempted	34, (1/1) Duke (11-19-18)	14, UAPB (11-6-18); Jackson State (11-27-18)
.824 vs. Iowa State (11-21-18)	.577 at Illinois State (12-1-18)	Free Throw Percentage	.857, Arkansas-Pine Bluff (11-6-18)	.611, Texas Southern (11-14-18)
17 at Illinois State (12-1-18)	8 vs. (1/1) Duke (11-19-18); vs. Iowa State (11-21-18)	Offensive Rebounds	16, Texas Southern (11-14-18)	10, UAPB (11-6-18); Jackson State (11-27-18)
34 vs. Jackson State (11-27-18)	19 vs. Iowa State (11-21-18)	Defensive Rebounds	29, (1/1) Duke (11-19-18)	16, Xavier (11-20-18)
48 vs. Texas Southern (11-14-18)	27 vs. Iowa State (11-21-18)	Total Rebounds	43, (1/1) Duke (11-19-18)	29, Xavier (11-20-18); Jackson State (11-27-18)
24 at Illinois State (12-1-18)	14 vs. Arkansas-Pine Bluff (11-6-18)	Fouls	27, Texas Southern (11-14-18)	15, Iowa State (11-21-18)
1, three times	0, four times	Fouled Out	1, five times	0, Arkansas-Pine Bluff (11-6-18); Iowa State (11-21-18)
20 vs. Jackson State (11-27-18)	8 vs. (1/1) Duke (11-19-18)	Assists	23, Jackson State (11-27-18)	8, Illinois State (12-1-18)
21 vs. Jackson State (11-27-18)	11 vs. Iowa State (11-21-18)	Turnovers	23, Jackson State (11-27-18)	6, Iowa State (11-21-18)
6 vs. Xavier (11-20-18)	2, three times	Blocked Shots	5, Jackson State (11-27-18)	0, Texas Southern (11-14-18)
13 vs. Jackson State (11-27-18)	2 vs. Xavier (11-20-18); vs. Iowa State (11-21-18)	Steals	9, UAPB (11-6-18); Jackson State (11-27-18)	7, four times
54 (2nd) vs. Texas Southern (11-14-18)	25 (2nd) vs. Iowa State (11-21-18)	Points/Half	49 (1st), Duke (11-19-18)	21 (1st), Jackson State (11-27-18)
.567 (1st) vs. Texas Southern (11-14-18)	.323 (2nd) vs. (1/1) Duke (11-19-18)	FG Percentage/Half	.538 (2nd), Duke (11-19-18)	.194 (2nd), Jackson State (11-27-18)
6 vs. Texas Southern (11-14-18)	3, three times	Double-Figure Scorers	5, (1/1) Duke (11-19-18)	0, Jackson State (11-27-18)
+15 vs. Jackson State (11-27-18)	-24 vs. Iowa State (11-21-18)	Rebound Margin	+24, Iowa State (11-21-18)	-15, Jackson State (11-27-18)
+28 vs. Jackson State (11-27-18)	-17 vs. (1/1) Duke (11-19-18)	Halftime Scoring Margin	+17, Duke (11-19-18)	-28, Jackson State (11-27-18)

BIGGEST LEADS/TIME IN LEAD/SPECIALTY STATS

Date	Opponent	SDSU Result	SDSU Big		Opp Big		Ties	LC	SDSU in		Opp in	Tied	Paint		Off TOs		2nd Ch.		Bench	
			Lead	Lead	Lead	Lead			Lead	Lead			SD	Opp	SD	Opp	SD	Opp	SD	Opp
Nov. 6	ARKANSAS-PINE BLUFF	W 76-60	23	3	4	2		34:26	1:34	4:00			22	16	26	17	17	5	10	13
Nov. 14	TEXAS SOUTHERN	W 103-64	41	0	0	0		39:34	0:00	0:25			44	34	23	13	22	6	28	32
Nov. 19	vs. (1/1) Duke # (QF)	L 90-64	2	35	0	1		0:05	39:00	0:39			18	32	8	20	9	14	10	23
Nov. 20	vs. Xavier # (C-SF)	W 79-74	9	19	1	1		13:08	25:07	1:45			20	36	13	17	12	8	6	24
Nov. 21	vs. (rv/rv) Iowa State # (5P)	L 87-57	0	33	0	0		0:00	39:48	0:12			10	22	3	17	7	16	7	25
Nov. 27	JACKSON STATE	W 87-44	43	0	0	0		39:10	0:00	0:23			22	8	24	18	10	2	24	20
Dec. 1	at Illinois State	W 75-65	14	3	0	1		37:20	2:00	0:40			32	18	17	13	17	16	11	16
Dec. 5	SAN DIEGO																			
Dec. 8	at California																			
Dec. 12	CAL STATE DOMINGUEZ HILLS																			
Dec. 22	BRIGHAM YOUNG																			
Dec. 29	BROWN																			
Jan. 1	CSUN																			
Jan. 5	at Boise State*																			
Jan. 8	WYOMING*																			
Jan. 12	at Air Force*																			
Jan. 15	NEW MEXICO*																			
Jan. 22	at Fresno State*																			
Jan. 26	UNLV*																			
Jan. 30	AIR FORCE*																			
Feb. 2	at San José State*																			
Feb. 5	at New Mexico*																			
Feb. 9	UTAH STATE*																			
Feb. 12	at Colorado State*																			
Feb. 16	BOISE STATE*																			
Feb. 20	NEVADA*																			
Feb. 23	at UNLV*																			
Feb. 26	at Utah State*																			
March 2	SAN JOSÉ STATE*																			
March 6	FRESNO STATE*																			
March 9	at Nevada*																			

Caps denotes home game. # - Maui Jim Maui Invitational (Lahaina Civic Center; Lahaina, Hawaii). * - Mountain West Game. ` - Mountain West Men's Basketball Championship (Thomas & Mack Center; Las Vegas, Nevada).

LEADS AND DEFICITS	SEASON	MOUNTAIN WEST GAME
SDSU Biggest Halftime Lead	28 vs. Jackson State (11-27-18)	
SDSU Biggest Halftime Lead Lost		
SDSU Biggest Halftime Lead Lost in a Loss		
SDSU Biggest Halftime Deficit	17 vs. (1/1) Duke (11-19-18)	
SDSU Biggest Halftime Deficit Overcome	3 vs. Xavier (11-20-18)	
SDSU Biggest Halftime Deficit Overcome for Victory	3 vs. Xavier (11-20-18)	
SDSU Biggest Lead	43 vs. Jackson State (11-27-18)	
SDSU Biggest Lead Lost	2 vs. (1/1) Duke (11-19-18)	
SDSU Biggest Lead Lost in a Loss	2 vs. (1/1) Duke (11-19-18)	
SDSU Biggest Deficit	35 vs. (1/1) Duke (11-19-18)	
SDSU Biggest Deficit Overcome	19 vs. Xavier (11-20-18)	
SDSU Biggest Deficit Overcome in a Victory	19 vs. Xavier (11-20-18)	

MISCELLANEOUS STATISTICS

SEASON	Team Leader -----			Games With -----					Double-Doubles	
	Points	Rebounds	Assists	10+ Pts	20+Pts	30+Pts	10+Rebs	10+Ast	Point/Reb.	Point/Ast.
Aguek Arop										
Jeremy Hemsley			1	5						
Jalen McDaniels	1	6	3	7	1		1		1	
Joel Mensah										
Nathan Mensah		1		1			2			
Matt Mitchell	3		1	5	1					
Nolan Narain				1						
Jordan Schakel	1		1	3						
Adam Seiko										
Michael Sohikish										
Devin Watson	3		5	6	3					

CAREER	Team Leader -----			Games With -----					Double-Doubles	
	Points	Rebounds	Assists	10+ Pts	20+Pts	30+Pts	10+Rebs	10+Ast	Point/Reb.	Point/Ast.
Aguek Arop										
Jeremy Hemsley	27		32	62	9	1				
Jalen McDaniels	9	24	3	25	1		12		10	
Joel Mensah										
Nathan Mensah		1		1			2			
Matt Mitchell	9	3	3	25	3	1				
Nolan Narain	1			3						
Jordan Schakel	1		1	4						
Adam Seiko										
Michael Sohikish										
Devin Watson	12		17	71	26	3				

DUNKS	SEASON	GM. HIGH
Jeremy Hemsley	3	1
Joel Mensah	1	1
Nathan Mensah	2	2
Jalen McDaniels	8	3
Nolan Narain	2	1
TOTAL	16	4

TOP SCORING PERFORMANCES
26, Jalen McDaniels vs. Xavier (11-20-18)
23, Devin Watson at Illinois State (12-1-18)
21, Devin Watson vs. Xavier (11-20-18)
21, Matt Mitchell vs. Texas Southern (11-14-18)
20, Devin Watson vs. Arkansas-Pine Bluff (11-6-18)
17, Jeremy Hemsley at Illinois State (12-1-18)
16, Jordan Schakel vs. Texas Southern (11-14-18)
15, Jalen McDaniels vs. Arkansas-Pine Bluff (11-6-18)
15, Devin Watson vs. (1/1) Duke (11-19-18)
15, Matt Mitchell vs. Jackson State (11-27-18)
15, Jordan Schakel vs. Jackson State (11-27-18)
14, Jeremy Hemsley vs. Arkansas-Pine Bluff (11-6-18)
14, Jalen McDaniels vs. Texas Southern (11-14-18)
14, Devin Watson vs. Texas Southern (11-14-18)
14, Matt Mitchell vs. Iowa State (11-21-18)
14, Jalen McDaniels vs. Jackson State (11-27-18)

TOP REBOUNDING PERFORMANCES
15, Jalen McDaniels at Illinois State (12-1-18)
11, Nathan Mensah vs. Jackson State (11-27-18)
10, Nathan Mensah at Illinois State (12-1-18)
9, Jalen McDaniels vs. Arkansas-Pine Bluff (11-6-18)
9, Jalen McDaniels vs. Texas Southern (11-14-18)
8, Jalen McDaniels vs. Xavier (11-20-18)

TOP ASSIST PERFORMANCES
8, Devin Watson vs. Texas Southern (11-14-18)
7, Devin Watson vs. Xavier (11-20-18)
7, Devin Watson at Illinois State (12-1-18)
5, Jalen McDaniels vs. Arkansas-Pine Bluff (11-6-18)

TOP 3-POINT FG PERFORMANCES
6, Devin Watson vs. Arkansas-Pine Bluff (11-6-18)

TOP STEALS
4, Jordan Schakel vs. Jackson State (11-27-18)
3, Jeremy Hemsley vs. Arkansas-Pine Bluff (11-6-18)
3, Jalen McDaniels vs. Arkansas-Pine Bluff (11-6-18)
3, Jalen McDaniels vs. Texas Southern (11-14-18)
3, Adam Seiko vs. Jackson State (11-27-18)
3, Jeremy Hemsley at Illinois State (12-1-18)

GAMES MISSED	
Nolan Narain	1
TOTAL	N/A

* - conference game. ' - conference tournament game.

SEASON/CAREER HIGHS

#0 • DEVIN WATSON

	Season	Career
Points	23 at Illinois State, 12-1-18	33 - two times
Rebounds	4 - two times	8 vs. Coppin State, 12-18-15
Assists	8 vs. Texas Southern, 11-14-18	9 at Arizona State, 11-14-17
Steals	2 - two times	6 at Florida Gulf Coast, 11-25-14
Blocked Shots		
Minutes	39, two times	42 - two times
10+ Scoring Games	5 times (4-1)	70 times
20+ Scoring Games	3 times (3-0)	26 times
30+ Scoring Games		3 times

#2 • ADAM SEIKO

	Season/Career
Points	8 vs. (1/1) Duke, 11-19-18
Rebounds	3 vs. Jackson State, 11-27-18
Assists	2 vs. Xavier, 11-20-18
Steals	3 vs. Jackson State, 11-27-18
Blocked Shots	
Minutes	16 vs. Iowa State, 11-21-18

#3 • AGUEK AROP

	Season/Career
Points	7 at Illinois State, 12-1-18
Rebounds	4 - four times
Assists	2 vs. Jackson State, 11-27-18
Steals	1 vs. (1/1) Duke, 11-19-18
Blocked Shots	1 - two times
Minutes	14 vs. Texas Southern, 11-14-18

#4 • MICHAEL SOHIKISH

	Season	Career
Points		4 vs. San Diego Christian, 11-10-17
Rebounds		1 - two times
Assists	1 vs. Jackson State, 11-27-18	1 - two times
Steals	1 vs. (1/1) Duke, 11-19-18	1 - three times
Blocked Shots		
Minutes	3 - two times	6 vs. Sacramento State, 11-23-17

#5 • JALEN MCDANIELS

	Season	Career
Points	26 vs. Xavier, 11-20-18	19 at Colorado State, 1-2-18
Rebounds	15 at Illinois State, 12-1-18	15 at Illinois State, 12-1-18
Assists	5 vs. Arkansas-Pine Bluff, 11-6-18	5 vs. Arkansas-Pine Bluff, 11-6-18
Steals	3 - two times	4 vs. San José State, 1-9-18
Blocked Shots	3 vs. Xavier, 11-20-18	3 - two times
Minutes	39 at Illinois State, 12-1-18	39 at Illinois State, 12-1-18
10+ Scoring Games	7 times (5-2)	25 times
20+ Scoring Games	1 time (1-0)	1 time
10+ Rebounding Games	1 time (1-0)	12 times
Double-Doubles	1 time (1-0)	10 times

#11 • MATT MITCHELL

	Season	Career
Points	21 vs. Texas Southern, 11-14-18	31 vs. Eastern Illinois, 11-20-17
Rebounds	6 - two times	9 vs. Washington State, 11-26-17
Assists	4 vs. Arkansas-Pine Bluff, 11-16-18	6 vs. California, 12-9-17
Steals	1 - six times	3 - four times
Blocked Shots	1 - two times	3 vs. Air Force, 2-3-18
Minutes	29 vs. Arkansas-Pine Bluff, 11-6-18	36 vs. Gonzaga, 12-21-17
10+ Scoring Games	5 times (3-2)	25 times
20+ Scoring Games	1 time (1-0)	3 times
30+ Scoring Games		1 time

#13 • CALEB GIORDANO

	Season/Career
Points	
Rebounds	
Assists	
Steals	
Blocked Shots	
Minutes	

#20 • JORDAN SCHAKEL

	Season	Career
Points	16 vs. Texas Southern, 11-14-18	16 vs. Texas Southern, 11-14-18
Rebounds	7 - two times	7 - three times
Assists	2 - two times	2 - seven times
Steals	4 vs. Jackson State, 11-27-18	4 vs. Jackson State, 11-27-18
Blocked Shots	1 vs. Texas Southern, 11-14-18	1 - four times
Minutes	31 vs. Xavier, 11-20-18	31 vs. Xavier, 11-20-18
10+ Scoring Games	3 times (3-0)	4 times

#22 • MALACHI FLYNN

	Season	Career
Points		30 vs. Colorado, 2-15-18
Rebounds		9 vs. Montana State, 11-11-16
Assists		11 vs. Arizona, 1-31-18
Steals		4 vs. Oregon, 3-1-18
Blocked Shots		1 - three times
Minutes		42 vs. Oregon, 3-7-18
10+ Scoring Games		38 times
20+ Scoring Games		12 times
30+ Scoring Games		1 time

#23 • ED CHANG

	Season/Career
Points	3 - two times
Rebounds	1 vs. Texas Southern, 11-14-18
Assists	1 vs. Jackson State, 11-27-18
Steals	
Blocked Shots	2 vs. Jackson State, 11-27-18
Minutes	5 vs. Jackson State, 11-27-18

#24 • NOLAN NARAIN

	Season	Career
Points	11 vs. Jackson State, 11-27-18	18 vs. Wyoming, 2-14-18
Rebounds	5 - two times	7 - two times
Assists	1 - four times	2 - two times
Steals	1 - three times	1 - two times
Blocked Shots	1 - two times	1 - two times
Minutes	19 vs. Xavier, 11-20-18	24 vs. Sacramento State, 11-23-17
10+ Scoring Games	1 time (1-0)	2 times

#31 • NATHAN MENSAH

	Season/Career
Points	11 vs. Texas Southern, 11-14-18
Rebounds	11 vs. Jackson State, 11-27-18
Assists	2 vs. Texas Southern, 11-14-18
Steals	1 - two times
Blocked Shots	2 vs. Texas Southern, 11-14-18
Minutes	23 at Illinois State, 12-1-18
10+ Scoring Games	1 time (1-0)
10+ Rebounding Games	2 times (2-0)

#35 • JOEL MENSAH

	Season/Career
Points	4 vs. Texas Southern, 11-14-18
Rebounds	3 vs. Jackson State, 11-27-18
Assists	
Steals	
Blocked Shots	
Minutes	6 - two times

#42 • JEREMY HEMSLEY

	Season	Career
Points	17 at Illinois State, 12-1-18	30 at Nevada, 1-4-17
Rebounds	5 at Illinois State, 12-1-18	7 vs. San José State, 1-10-17
Assists	4 vs. Xavier, 11-20-18	9 vs. Savannah State, 11-28-16
Steals	3 - two times	4 at Wyoming, 2-24-16
Blocked Shots	1 - two times	2 - five times
Minutes	39 at Illinois State, 12-1-18	39 at Illinois State, 12-1-18
10+ Scoring Games	5 times (3-2)	62 times
20+ Scoring Games		9 times
30+ Scoring Games		1 time

MISCELLANEOUS STATISTICS

San Diego State's Record When...

Category	2018-19 Season	Dutcher Era	SDSU Streak	Note
Home	3-0	16-2	Won 9	SDSU is 72-11 in its last 83 home games and 45-6 in its last 51 MW home games (since Jan. 26, 2013)
Away	1-0	5-7	Won 3	SDSU is 60-36 in its last 96 road games; Aztecs are 59-28 in last 87 road games vs. non-AP top 25 teams
Neutral	1-2	6-4	Lost 1	Aztecs have won 39 of the last 60 games at neutral sites (39-21); Won two of last four meetings with AP Top 25 teams
Scoring First	3-1	21-7	Won 1	SDSU is 138-41 in its last 179 games in which it has scored first
Opponent Scores First	2-1	6-6	Won 1	SDSU is 77-32 in its last 109 games in which the opponent has scored first
Leading at Half	4-0	25-4	Won 15	SDSU is 87-12 in its last 99 games when ahead at half; 90-5 in last 95 at home when leading at half
Trailing at Half	1-2	2-7	Lost 1	SDSU is 7-18 the last 25 times trailing at the half and 33-47 since the start of '10-11
Tied at Half		0-2	Lost 2	SDSU is 7-5 in last 12 games that have been tied at half
Leading with 5:00 Left	5-0	26-4	Won 16	Won 279 of last 288; 164-game winning streak snapped vs. Boise State (2-27-16); Last loss before 164-game winning streak: at Wyoming (1-9-10)
Trailing with 5:00 Left	0-2	0-9	Lost 20	SDSU is 7-52 in its last 59; Last win: vs. Utah State (3-10-16)
Tied with 5:00 Left		1-0	Won 1	SDSU is 4-3 in last seven outings
In Overtime			Won 3	SDSU is 21-2 in its last 23 in OT; Last loss: at Cincinnati (12-17-14); Won last seven OT home games
SDSU Outrebounds Opp.	4-0	21-6	Won 4	SDSU is 52-13 in its last 65 and 162-32 in its last 194 games. Last loss: vs. Houston (3-15-18)
SDSU is Outrebounded	1-2	5-6	Lost 2	SDSU is 45-36 in its last 81 games when outrebounded; Last win: vs. Arkansas-Pine Bluff (11-6-18)
SDSU Commits Fewer TOs	3-1	18-3	Won 1	SDSU is 63-10 in its last 73 when committing fewer turnovers. Last loss: vs. (1/1) Duke (11-19-18)
Opp. Commits Fewer TOs	2-1	7-9	Won 1	SDSU is 70-43 in its last 113 games when committing more turnovers; Last win: at Illinois State (12-1-18)
SDSU More FT Attempts	4-0	22-2	Won 4	SDSU is 160-27 in its last 187 games in the category. Last loss: vs. Houston (3-15-18)
Opp. More FT Attempts	1-2	3-10	Won 1	SDSU is 46-41 in its last 87 games in this category. Last win: at Illinois State (12-1-18)
SDSU Shoots Better than Opp.	5-0	24-2	Won 15	SDSU is 26-2 in last 28; 187-12 in last 199 with higher FG pct. Last loss: at New Mexico (1-20-18)
Opp. Shoots Better than SDSU	0-2	2-11	Lost 8	SDSU is 36-59 since the start of '10-11 when the opponent has a higher FG pct.; Last win: vs. Gonzaga (12-21-17)
SDSU Shoots 50% or Better	3-0	12-0	Won 70	Won 70 straight; Last loss: at No. 15 UNM (2-6-10); Won 74 straight at home when FG pct. >= 50.0 pct. (last loss: UNLV, 1-26-02)
SDSU Shoots 40-50%	2-0	12-8	Won 6	Since March 3, 2010, SDSU is 107-26 overall and 56-7 at home
SDSU Shoots 40% or Less	0-2	3-5	Lost 3	SDSU is 75-16 when shooting 38.9 pct. or better (since Jan. 31, 2015); SDSU is 74-5 since Feb. 22, 2012, at home when shooting at least 38.9 pct.
Opp. Shoots 50% or Better	0-1	0-5	Lost 7	Duke snapped streak of 41 straight SDSU foes to shoot less than 50 pct. in the '15 NCAA tourney
Opp. Shoots 40-50%	1-1	8-7	Lost 1	Suffered seven losses last season. Last loss: vs. Iowa State (11-21-18)
Opp. Shoots 40% or Less	4-0	19-1	Won 4	SDSU is 228-31 in last 259 games. Last loss: vs. Houston (3-15-18)
SDSU Bench Outscores Opp.	1-0	16-5	Won 1	SDSU is 143-29 in this category since the beginning of the 2010-11 season; Aztecs are 111-25 in last 136 games
Opp. Bench Outscores SDSU	4-2	10-8	Won 1	SDSU is 66-42 in this category since the beginning of the 2010-11 season
SDSU Scores Less Than 60	0-1	0-2	Lost 3	SDSU is 23-30 in its last 53 games when scoring less than 60 points; Last win: vs. Air Force (3-1-17)
SDSU Scores At Least 60 & Less Than 70	0-1	3-6	Lost 2	SDSU is 59-29 in its last 88 games. Last loss: vs. (1/1) Duke (11-19-18)
SDSU Scores Between 70-79	3-0	11-3	Won 6	SDSU is 13-3 in last 16, 100-11 in its last 111 when scoring 70-79. Last loss: at New Mexico (1-20-18); 32-2 at home in last 34
SDSU Scores Between 80-89	1-0	7-2	Won 4	SDSU is 28-4 in its last 32 games when scoring between 80-89 points
SDSU Scores Between 90-99		5-0	Won 20	The Aztecs have won 20 straight games and are 25-2 since 1999-2000 in this category
SDSU Scores 100+	1-0	1-0	Won 27	The Aztecs have won 27 straight games when reaching triple digits. SDSU is 4-0 in games where it has scored 100+ points since the 1999-2000 season.
Opp. Scores Less Than 60	1-0	13-0	Won 15	SDSU is 137-12 in the category in last 149 games; Last loss: at Colorado State (2-25-17)
Opp. Scores Less Than 50	1-0	2-0	Won 6	SDSU is 115-4 the last 119 home games when holding the opponent to 60 points or less
Opp. Scores Between 50-59		10-0	Won 11	SDSU is 55-3 in last 58 in this category (at UW, 12-7-14; vs. Wyo., 3-14-15; Little Rock, 11-21-15)
Opp. Scores Between 60-69	3-0	7-2	Won 3	SDSU is 52-7 in last 59 games in this category; 56-2 in last 58 home games
Opp. Scores Between 70-79	1-0	7-3	Won 5	SDSU is 62-24 in the category since the start of 2010-11.
Opp. Scores Between 80-89	0-1	0-5	Lost 6	SDSU is 23-24 in its last 47 games when allowing between 70-79 points
Opp. Scores Between 90-99	0-1	0-3	Lost 3	SDSU is 2- since the beginning of the 2010-11 season in this category.
Opp. Scores 100+			Lost 9	SDSU snapped a 24-game losing streak in the category by winning at TCU (3-3-12)
Wearing Black	1-1	9-9	Won 1	The Aztecs are 0-3 in this category since the 1999-2000 season.
Wearing Red			Won 1	SDSU is 25-22 in last 47 and 53-40 in its last 93 in the black uniforms; Last worn at Illinois State (12-1-18)
Wearing White	3-1	16-4	Won 1	Aztecs are 15-5 in their last 20 when wearing red since the start of 2010-11; Last worn: at San José State (2-21-15)
Wearing Retro White		3-1	Won 2	Last wore on the road at Maui Jim Maui Invitational (vs. (1/1) Duke, 11-19-18, and vs. Xavier, 11-20-18)
Wearing Camouflage			Lost 1	Wore vs. USD and vs. No. 2/3 Kansas in 2015-16; vs. Alabama State, Wyoming, Air Force in 2016-17; vs. Georgia and California, USU, CSU in 2017-18
Wearing Pewter Gray			Won 2	SDSU lost to No. 9/9 Syracuse (11-11-12)
Wearing Turquoise	1-0	2-0	Won 5	Uniforms made its debut vs. USD (12-15-12); Also worn against UNLV (1-16-13), FS (2-9-13), BSU (3-13-13)
On Monday	0-1	1-1	Lost 1	Made its debut vs. Bakersfield (11-20-14); Also vs. SD Christian (11-18-15), vs. Savannah St. (11-28-16), vs. McNeese (11-17-17), Jackson St. (11-27-18)
On Tuesday	3-0	6-2	Won 4	Aztecs are 13-3 on Monday since the beginning of 2010-11. Last loss: vs. (1/1) Duke (11-19-18)
On Wednesday	1-1	4-3	Lost 1	SDSU is 38-9 in its last 47 games played on Tuesday. Last loss: at Fresno State (2-6-18)
On Thursday		4-1	Lost 1	SDSU is 19-7 in last 26 and 49-15 in its last 64 games played on Wednesday
On Friday		4-0	Won 4	Aztecs played just 27 Thursday games since the start of the 2010-11 season
On Saturday	1-0	7-5	Won 5	SDSU is 27-5 in its last 32 games played on the day
On Sunday		1-1	Won 1	SDSU is 62-29 in its last 91 games played on Saturday
In November	4-2	10-4	Won 1	The Aztecs have played only 22 Sunday games since the beginning of the 2010-11 campaign (14-8)
In December	1-0	4-2	Won 2	SDSU is 44-13 in November since the beginning of the 2010-11 campaign
In January		3-4	Lost 1	The Aztecs are 48-11 in their last 59 games played in December. Last loss: at Wyoming (12-27-17)
In February		6-2	Won 5	SDSU is 31-11 in last 42 and 47-15 in last 62 January games
In March		4-1	Lost 1	SDSU is 33-15 in its last 48 games played during the month
				The Aztecs are 50-18 in their last 68 March games