

SAN DIEGO STATE BASKETBALL

14 NCAA Tournament Appearances (7 times in last 9 years) • Record 11-Time Mountain West Champion

Contacts: Mike May, Senior Associate AD of Communications and Media Relations (e-mail: mmay@sdsu.edu) ♦ Lauren Weaver, Media Relations Coordinator (e-mail: lweaver@sdsu.edu)

LIVE COVERAGE

TV: none; Live Stream: none

Aztecs Radio Network: 101.5 KGB / XTRA 1360 / Fox Sports Inland Empire (IE) 1350 (pregame starts at 11:30 a.m. PT on XTRA)

Ted Leitner (play-by-play)
Jon Schaeffer (pre, half, post)



Live Stats: GoAztecs.com

Tickets: Tickets are available through GoAztecs.com or at the Viejas Arena ticket office.

SCHEDULE / RESULTS

Record: 7-5 | Home: 5-2, Away: 1-1, Neutral: 1-2

MW Record: 0-0 | Home: 0-0, Away 0-0

Date	SDSU	Opp.	Opponent (TV/Stream)	Time / Result
N.1	rv/--		Chaminade - Exhibition	W, 68-63
N.6	rv/--		Arkansas-Pine Bluff	W, 76-60
N.14			Texas Southern	W, 103-64
N.19	1/1	#vs. Duke (ESPN2)		L, 64-90
N.20		#vs. Xavier (ESPN2)		W, 79-74
N.21	rv/rv	#vs. Iowa State (ESPN2)		L, 57-87
N.27		Jackson State (FOX Sports San Diego)		W, 87-44
D.1		Sat Illinois State (ESPN+)		W, 75-65
D.5		San Diego (STADIUM/Facebook)		L, 61-73
D.8		at California (Pac-12 Network/Pac-12 Bay Area)		L, 83-89
D.12		Cal State Dominguez Hills		W, 99-46
D.22		Brigham Young (CBS Sports Network)		W, 90-81
D.29		Brown (FOX Sports San Diego)		L, 61-82
J.1		CSUN	Noon PT	
J.5		*at Boise State (CBS Sports Network)		8 p.m. MT
J.8		*Wyoming (CBS Sports Network)		7 p.m. PT
J.12		*at Air Force (ESPN3)		2 p.m. MT
J.15		*New Mexico (CBS Sports Network)		8 p.m. PT
J.22		*at Fresno State (ESPNU)		8 p.m. PT
J.26		*UNLV (CBS Sports Network)		5 p.m. PT
J.30		*Air Force (STADIUM/Facebook)		7 p.m. PT
F.2		*at San José State (Mountain West Network)		6 p.m. PT
F.5		*at New Mexico (ESPN2)		9 p.m. MT
F.9		*Utah State (ESPN3)		7 p.m. PT
F.12		*at Colorado State (ESPN2)		9 p.m. MT
F.16		*Boise State (CBS Sports Network)		4 p.m. PT
F.20		*Nevada (CBS Sports Network)		8 p.m. PT
F.23		*at UNLV (ESPNU)		7 p.m. PT
F.26		*at Utah State (CBS Sports Network)		7:30 p.m. MT
M.2		*San José State (FOX Sports San Diego)		7 p.m. PT
M.6		*Fresno State (CBS Sports Network)		7 p.m. PT
M.9		*at Nevada (CBS Sports Network)		7:30 p.m. PT
M.13-16		+at MW Championship (TBD)		TBD

- Maui Jim Maui Invitational (Lahaina Civic Center; Lahaina, Hawaii); * - Mountain West game; + - MW Championship (Thomas & Mack Center; Las Vegas, Nev.)

GAME 13

SAN DIEGO STATE AZTECS (7-5; 0-0 MW) VS. CSUN MATADORS (6-8; 0-0 Big West)

Tue., Jan. 1, 2019 :: noon PT / 12:05 p.m. PT (tip) :: Steve Fisher Court at Viejas Arena (12,414) :: San Diego, Calif.



SAN DIEGO STATE

Head Coach: Brian Dutcher
Career Record: 29-16 (2nd Season)
Record at San Diego State: 29-16 (2nd Season)
Record vs. CSUN: 0-0



CSUN

Head Coach: Mark Gottfried
Career Record: 407-249 (21st Season)
Record at CSUN: 6-8 (1st Season)
Record vs. SDSU: 1-0

SCENE SETTER (through the games of Sun., Dec. 30)

- San Diego State rings in the New Year by concluding a three-game home stand against a frequent opponent, CSUN. Please note the noon PT start.
- The Aztecs and Matadors are meeting for the 26th time, with SDSU owning a 19-6 series advantage. SDSU has won the last four meetings.
- San Diego State has a 12-3 record against CSUN at home, including victories in all four meetings that have occurred inside Viejas Arena.
- San Diego State, which opens conference play at Boise State on Saturday, is looking to win its last non-conference game prior to opening league play for a third straight season (2016-17 def. USF and 2017-18 def. No. 12 Gonzaga).
- The Aztecs are 13-1 in their last 14 games prior to the conference opener (the lone loss was to No. 2/3 Kansas, 57-70, on Dec. 22, 2015).
- San Diego State has responded from its last nine home losses with a victory in its next game at Viejas. SDSU has played 49 home games without dropping consecutive games at Viejas (last time was in December of 2015 to Grand Canyon and No. 2 Kansas).
- San Diego State ranks 11th nationally in three-point field goal percentage at 40.5 percent. Only once have the Aztecs ended a campaign with a higher percentage from beyond the arc (43.7 percent in 1987-88). In the last 17 seasons, only once has SDSU ended the season ranked above 101st nationally (12th in 2005-06).
- San Diego State is 16-6 in its last 22 games - regardless of location - dating back to last season.
- San Diego State is 14-4 in its last 18 contests against teams that were not ranked in the AP Top 25 at game time.
- Second-year head coach **Brian Dutcher** is looking for his 30th victory since taking over prior to the 2017-18 campaign. A win would make him the fastest person to claim 30 wins at SDSU in the Division I era and the fastest to get to the 30-win plateau since C.E. Peterson guided SDSU to a 30-13 record in the first 43 game in program history (1921-22 and 1922-23 seasons). Assuming the Aztecs win at least one of their next 14 games, he will be the first Aztecs head coach to have a winning record at the time of his 30th win since Tim Zezie was 30-25 (started in 1974-75 seasons). Two-time national coach of the year Steve Fisher began his tenure at SDSU with a 30-43 mark.
- Senior guard **Devin Watson** is one of only three players in the nation to average at least 15 points, 5 assists and 2.75 three-point field goals per game this season. The senior has scored or assisted on 40.1 percent of San Diego State's field goals this season.
- Senior guard **Jeremy Hemsley** is in 17th place on the school's career scoring list with 1,205 points. He is seven points shy of passing Marcus Slaughter for 16th spot on the chart. In his last six games he is 9-of-20 from three-point range (45.0 percent).
- Sophomore guard **Jordan Schakel** has 111 points this season (in 12 games), five points more than he accumulated during his entire freshman season (33 games). Schakel, who is averaging 9.3 points and 4.6 rebounds has connected on 24-of-47 three-point field goal attempts this season (51.1 percent). He is one of five players in the nation who is shooting 49 percent from the field (minimum 65 field goal attempts), 50 percent from beyond the arc and 90 percent from the free-throw line.
- Sophomore forward **Jalen McDaniels** has reached double figures in 12 of his last 13 games. He is averaging 14.3 points, 7.0 re-

:: SERIES INFORMATION

Overall	SDSU leads, 19-16
Current Streak	SDSU, 4
In San Diego	SDSU leads, 12-3, W4
In Northridge	SDSU leads, 7-3, L1
Neutral Sites	none
Last Meeting	SDSU 79-58, N.14.14

TOUGH AT HOME

Since the start of the 2009-10 campaign, SDSU has the 10th best home record in the country (through Dec. 25, 2018).

Rk.	School	Record	Pct.
1.	Kentucky	158-8	.952
2.	Kansas	154-9	.945
3.	Duke	147-9	.942
4.	Gonzaga	138-13	.914
5.	Belmont	115-11	.913
6.	Wichita State	141-14	.910
7.	Arizona	145-15	.906
8.	Stephen F. Austin	130-14	.903
9.	South Dakota St.	114-16	.877
10.	San Diego State	134-19	.876

IMPROVED OFFENSE

It is early but KenPom efficiency ratings show how SDSU's offense is trending in the correct direction (through Dec. 25, 2018).

Season	Rating	Rk.
2018-19	108.9	53
2017-18	110.5	77
2016-17	104.0	183
2015-16	104.8	171
2014-15	104.9	162
2013-14	110.4	86
2012-13	107.7	78
2011-12	107.0	95
2010-11	114.1	28

SDSU CAREER SCORING LIST

Below is a list of San Diego State's all-time leaders in scoring. In school history, 33 players have reached the 1,000-point plateau (list current entering today).

Rk.	School	Pct.
11.	Al Skalecky, 66-67-68	1,271
12.	Tony Ross, 87-88-89	1,259
13.	Xavier Thames, 12-13-14	1,232
14.	Kyle Spain, 06-07-08-09	1,230
15.	Chad Nelson, 94-95-96-97	1,225
16.	Marcus Slaughter, 04-05-06	1,211
17.	Jeremy Hemsley, 16-17-18-19	1,205
18.	Lorenzo Wade, 07-08-09	1,200

San Diego State Aztecs

2018-19 Record: 7-5 (H: 5-2; A: 1-1; N: 1-2); 0-0 MW
12 Postseason Berths in Last 13 Years, 11-Time MW Champions

- The Aztecs have won at least 19 games in 13 straight seasons, which is tied for the 7th-longest active streak in the nation.
- San Diego State has advanced to postseason play in 12 of the last 13 seasons (2006 NCAA, 2007-09 NIT, 2010-15 NCAA, 2016 NIT, 2018 NCAA).

- Trends:**
- San Diego State ranks 11th nationally in three-point field goal percentage at 40.5 percent.
 - SDSU opponents are shooting 42.1 pct. from the field and 32.8 pct. from three-point range.
 - SDSU 26-3 last 29x when owing a higher FG pct.

	PPG	RPG	APG	FG	3FG	FT	
0 Devin Watson <i>Guard, 6-1, 183, Sr.-1L</i> <i>Oceanside, Calif. (San Francisco)</i>	'18-19 15.4 Career 13.8	2.8 2.3	5.3 3.9	44.0 41.1	41.3 36.5	72.3 73.7	1 of 5 players in the nation avg. 15 pts., 5 asts., 2.75 3FGM per game... Scored or assisted on 40.1 of SDSU FGs... Career numbers: 1,458 points, 245 rebounds, 412 assists... 75 career double-figure scoring games, including 10 of 12 TY... 28 career 20+pt. games... 28 asts. in last 4 gms. (career best)... 6 gms. this season w/7+ assists... SDSU is 16-2 when he shoots 40 pct. or better and has two TO or less.
2 Adam Seiko / SAY-ko / <i>Guard, 6-3, 195, Fr.-RS</i> <i>Boston, Mass. (Sierra Canyon HS (Calif.))</i>	'18-19 3.2 Career	1.1 same as season	0.6 same as season	43.8 same as season	6/12 same as season	83.3 same as season	Played in 11 of 12 games this season (126 mins.)... Scored in career-best 3 str. gms... Set CH for minutes (23), pts. (13) and rebs. (5) against CSDH... Is 6-of-12 from 3-pt. range (.500)... Coming off of a RS season... Three-star signee by Rivals... Sierra Canyon went 27-3, and was ranked No. 5 in California and No. 15 nationally his senior year... Strong guard who can shoot the three-point shot.
3 Aguek Arop / uh-GWUK uh-ROPE / <i>Forward, 6-6, 220, Fr.-HS</i> <i>Omaha, Neb. (Omaha South HS)</i>	'18-19 3.0 Career	2.9 same as season	0.4 same as season	42.3 same as season	1/4 same as season	7/8 same as season	Played 11+ mins. in 5 of last 7 games... 26 pts. in last 5 gms. (54 mins.)... A 6-6 forward with a near 7-foot wingspan that is expected to see significant time this season... Tremendous defender and a gifted athlete that can play above the rim... Good mid-range game and is deadly from 15-foot and in... Has been hindered a bit during camp due to a hip injury... Very intelligent on the floor who has helped the other freshman adjust.
4 Michael Sohikish / so-HE-kish / <i>Guard, 5-9, 160, Sr.-SQ</i> <i>San Diego, Calif. (University City HS)</i>	'18-19 0.3 Career 0.6	0.2 0.2	0.5 0.3	0/2 3/11	0/1 0/5	2/2 4/6	Walk-on who has seen action in 17 career games, including six games this season... Scored first points of the season on a pair of free throws against CSUDH (12-12-18)... Fifth-year in the program... A civil engineer major who served as a student-manager before earning playing time... Career totals: 10 points, 3 rebounds, 5 assists, 4 steals, 43 minutes and just 3 turnover.
5 Jalen McDaniels <i>Forward, 6-10, 195, So.-1L</i> <i>Federal Way, Wash. (Federal Way HS)</i>	'18-19 14.3 Career 11.5	7.0 7.4	2.8 1.4	44.7 53.1	31.0 27.1	69.8 75.9	10+ pts. in 12 of the last 13 games... Multiple assists in 7 consecutive games for the first time in his career (22)... Career FG pct. 53.1... CH 26 pts., 8 rebs., 3 blocked shots vs. Xavier... Against UABP, became 4th SDSU player in last 23 seasons to post 15+ pts., 9+ rebs., 5+ asts. and 3+ stls in a game... One of 4 Fr. in the country last season to post 10.5 pts., 7.5 rebs. and shoot 58+ pct. from the field last season.
11 Matt Mitchell <i>Forward, 6-6, 240, So.-1L</i> <i>Riverside, Calif. (Roosevelt HS)</i>	'18-19 13.3 Career 11.2	3.6 3.9	1.9 1.8	47.7 45.8	34.7 35.5	71.7 74.6	45 career starts (44 straight)... Over last three gms., has 50 pts. (16.7 ppg), shooting 61.6 pct. FG pct. and 46.2 pct. 3FG pct... 28 gms. w/ at least 10+ pts... 5 20-point games (3 this season, 2 of last 3 gms.)... 52 3FG in last 36 gms... Avg. 4.4 FTA/game... Made 15 straight FTA at one point this season... SDSU is 17-6 when he has multiple assists... Has 505 points in his career.
20 Jordan Schakel / SHACK-ull / <i>Guard, 6-6, 200, So.-1L</i> <i>Torrance, Calif. (Bishop Montgomery HS)</i>	'18-19 9.3 Career 4.8	4.6 2.7	1.3 0.8	49.2 39.4	51.1 40.8	92.0 81.8	1 of 5 players in nation to post following numbers 49 pct. FG, 50 pct. 3FG, 90 pct. FT (minimum 65 FGA)... Has 6 double-digit scoring games in 45-game career (has 5 in last 11 games)... 2nd Aztec in last 22 seasons to produce 3 3FGM, 7 rebs. and 100 pct. FT game (Jamaal Franklin)... T-17th in the nation in FT pct. 92.0 pct. (min. 25 FTA)... Last season: 106 pts., this season: 111 pts.
23 Ed Chang <i>Forward, 6-8, 215, Fr.-HS</i> <i>Papillion, Neb. (Garfield HS (Wash.))</i>	'18-19 1.5 Career	0.8 same as season	0.3 same as season	3/8 same as season	3/7 same as season	0/0 same as season	Played 28 minutes total in 6 gms... All 3 FGM are from three-point range... Tremendous shooter (once made nine 3FG in one half of a HS game)... Did not play in high school last season... Attended Papillion-La Vista High in Papillion, Neb. for three years as a prep before finishing at Garfield High in Seattle... Was a two-time all-state selection in Nebraska... Tabbed a four-star recruit by ESPN.
24 Nolan Narain <i>Forward, 6-10, 230, Jr.-2L</i> <i>Hamilton, Ontario, Canada (La Lumiere School (Ind.))</i>	'18-19 4.0 Career 3.8	3.0 2.0	0.6 0.3	73.9 63.8	2/3 38.9	50.0 59.0	Leads the MW and ranks T-16th nationally in FG pct. (min. 23 FGA)... Played in 43 career games, including 11 this season... Starting fourth year in the program (redshirt in 2015-16 campaign)... Played the best basketball of his career near the end of last season... Scored a career-high 18 points in 18 minutes of action against UW (2-14-18)... In a five-game stretch late last season, he had 43 pts. and 14 rebs.
31 Nathan Mensah / MEN-sah / <i>Forward, 6-10, 225, Fr.-HS</i> <i>Labadi, Accra, Ghana (Findlay Prep (Nev.))</i>	'18-19 5.0 Career	5.0 same as season	0.5 same as season	57.1 same as season	0/0 same as season	64.5 same as season	Only 13 players in the country have more rebounds than his 60 in fewer minutes (188)... Avg. 12.8 pts. and 12.8 rebs. per 40 mins... Played 10+ mins. in all 12 gms... Has 40 rebs. in last 7 gms. (115 mins.)... An injury on the middle finger of his left (shooting) hand forced him to miss about four weeks... He was cleared on Oct. 31... He is playing with a hard brace on that finger.
35 Joel Mensah / MEN-sah / <i>Forward, 6-10, 215, Fr.-HS</i> <i>Korle Gonno, Accra, Ghana (JSerra Catholic HS (Calif.))</i>	'18-19 1.4 Career	1.0 same as season	0.0 same as season	17.6 same as season	0/0 same as season	4/7 same as season	Played 39 minutes, action in 7 of 12 gms... A hard working center expected to see the floor this season... Is a good shooter with range out to 15 feet... Has a very good motor... Attended JSerra Catholic High in Capistrano, Calif... Averaged 15.9 points, 8.8 rebounds, 1.2 steals and 1.4 blocked shots in his senior season... Nathan and Joel Mensah are not related.
42 Jeremy Hemsley <i>Guard, 6-3, 195, Sr.-3L</i> <i>Rancho Cucamonga, Calif. (Damien HS)</i>	'18-19 9.8 Career 10.7	3.0 2.3	2.3 2.0	42.6 42.4	37.5 34.6	68.4 68.1	17th in school history w/ 1,205 career points (10.7 ppg)... 131 career treys (9th in SDSU history)... Last 7 gms. 3FGs: 9-20 (45.0 pct.)... Started 75 of 113 games in his career... SDSU is 19-3 when he has at least four assists and 37-15 when he has one TO or less... Has 9 career 20-pt. games... Double figures in scoring 63x... Career numbers: 1,205 points, 229 assists, 258 rebounds, 83 stls., 131 3FGs.

red indicates probable starter, black indicates reserve, outline indicates player is injured; gold indicates player is not expected to play.

SCHEDULE / RESULTS

Date	Opponent (Television/Stream)	Time/Result	Note
N.1	Chaminade - Exhibition	W, 68-63	► Four Aztec starters score in double figures as SDSU overcomes 11-point deficit; FG pct.: SDSU 51.1 pct., Chaminade 37.7 pct.
N.6	Arkansas-Pine Bluff	W, 76-60	► Watson CH 6 3FGs (20 pts.); McDaniels 4th Aztec in last 23 seasons w/ 15+ pts., 9+ rebs., 5+ asts., 3+ stls.; 4 starters 10+ pts.
N.14	Texas Southern	W, 103-64	► Six Aztecs score 10+ including all five starters; SDSU never trailed; Mitchell: 21 pts., 5 rebs.; Schakel: 16 pts., 3-3 3FGs, 7 rebs
N.19	#vs. No. 1/3 Duke (ESPN2)	L, 64-90	► Duke makes 10-of-25 from three-point range (9 in first half); Watson: 15 pts. (3-6 3FG); 4 SDSU players score 11 or more pts.
N.20	#vs. Xavier (ESPN2)	W, 79-74	► SDSU rallies from a 19-point deficit to win; McDaniels first SDSU player since Jamaal Franklin to record 26 pts., 8 rebs., and 3 blocks
N.21	#vs. rv/Iowa State (ESPN2)	L, 57-87	► Iowa State makes 14 treys and has a 41-27 edge on the glass; Mitchell: 14 points, 6 rebounds; McDaniels: 10 pts., 7 rebs.
N.27	Jackson State (FOX Sports San Diego)	W, 87-44	► SDSU scores first 11 points and leads wire-to-wire; FG pct: SDSU 50.9, Jackson State 25.9; Five SDSU players in double figures
D.1	at Illinois State (ESPN+)	W, 75-65	► Aztecs snap Illinois State's 10-game homecourt win streak; McDaniels 10th career double-double, 12 pts., CH 15 rebs.; Watson: 23 pts.
D.5	San Diego (STADIUM/Facebook)	L, 61-73	► SDSU FG pct. by half: 59.1, 22.7; SDSU win streak of 11 straight series victories indoors is snapped; first series loss at home since '00
D.8	at California (Pac-12 Network, Pac-12 Bay Area)	L, 65-75	► SDSU had 8-point lead with under 5 minutes to play; McDaniels: 20 pts., 6 rebs., 5 asts; Hemsley: 19 pts.; 5-6 3FGs
D.12	Cal State Dominguez Hills	W, 99-46	► Aztecs have four players reach double figures, dish out 28 assists and record the fifth-largest margin of victory in school history
D.22	Brigham Young (CBS Sports Network)	W, 90-81	► SDSU ties school-record with third straight win in series; Aztecs led by 8+ pts. final 35:18; SDSU shoots 52.8 pct.; 12 3FGM
D.29	Brown (FOX Sports San Diego)	L, 61-82	► FG pct.: Brown 53.4, SDSU 35.2; 3FGs: Brown 15-28 (53.6 pct.), SDSU 5-17 (29.4 pct); McDaniels: 19 pts., 6 rebs.; Arop 11 pts., 5 rebs.
J.1	CSUN	Noon PT	► First meeting since 2014; SDSU has won four straight in the series, all of which have been in San Diego
J.5	*at Boise State (CBS Sports Network)	8 p.m. MT	► San Diego State will be in search of its first win at Boise State since 2016; SDSU fell last year at BSU, 83-80
J.8	*Wyoming (CBS Sports Network)	7 p.m. PT	► Only meeting of the season; SDSU has won 10 straight vs. the Cowboys at home and is 26-11 all-time
J.12	*at Air Force (ESPN3)	2 p.m. MT	► SDSU won at Air Force last season, 67-56, to improve to 20-16 all-time at the USAF Academy
J.15	*New Mexico (CBS Sports Network)	8 p.m. PT	► SDSU will face UNM at home for the first time since 2016-17; SDSU is 4-1 in its last five vs. UNM at home
J.22	*at Fresno State (ESPN)	8 p.m. PT	► The Aztecs are 5-3 in their last eight games at Fresno St.; SDSU will look to avenge last year's 79-61 road loss
J.26	*UNLV (CBS Sports Network)	5 p.m. PT	► SDSU is 12-1 in its last 13 games vs. UNLV and has won five straight at home, including last year's 38-point win
J.30	*Air Force (STADIUM/Facebook)	7 p.m. PT	► San Diego State has won 13 straight home games vs. Air Force, including last season's 81-50 decision
F.2	*at San José State (Mountain West Network)	6 p.m. PT	► The Aztecs are 4-1 vs. the Spartans on the road since SJSU joined the Mountain West in 2013-14
F.5	*at New Mexico (ESPN2)	9 p.m. MT	► SDSU has split the last four meetings at New Mexico, but will be looking to avenge 2017-18's four-point loss
F.9	*Utah State (ESPN3)	7 p.m. PT	► SDSU is 5-0 vs. USU at home since the Aggies joined the league in '13-14; SDSU is 10-0 vs. USU in the MW era
F.12	*at Colorado State (ESPN2)	9 p.m. MT	► The Aztecs defeated the Rams in Moby Arena last season, 77-68; SDSU is 9-4 in its last 13 games at CSU
F.16	*Boise State (CBS Sports Network)	4 p.m. PT	► The Aztecs are 5-2 all-time at home vs. Boise State, including last season's 72-64 decision in February
F.20	*Nevada (CBS Sports Network)	8 p.m. PT	► SDSU is 5-0 vs. Nevada at home in the MW era, including last year's five-point win, and is 7-1 all-time
F.23	*at UNLV (ESPN)	7 p.m. PT	► San Diego State is 7-1 in its last eight games vs. UNLV inside Thomas & Mack Center
F.26	*at Utah State (CBS Sports Network)	7:30 p.m. MT	► SDSU is making its first trip to Utah State since a 66-62 win in 2016-17; SDSU is 3-0 at USU in the MW era
M.2	*San José State (FOX Sports San Diego)	7 p.m. PT	► The Aztecs are 26-8 all-time vs. SJSU at home and 8-1 in their last nine, including five in a row
M.6	*Fresno State (CBS Sports Network)	7 p.m. PT	► SDSU has lost two straight at home to FS, but is 6-2 in last eight; SDSU has won 13 straight Senior Night games
M.9	*at Nevada (CBS Sports Network)	7:30 p.m. PT	► Second straight season the teams have met in the final game of the regular season; SDSU won last year, 79-74
M.13-16	+at Mountain West Championship (TBD)	TBD	► San Diego State will look to defend their 2018 MW tournament title; SDSU has advanced to the title game in eight of the last 10 seasons

- Maui Jim Maui Invitational (Lahaina Civic Center; Lahaina, Hawaii), * - Mountain West game, + - MW Championship (Thomas & Mack Center; Las Vegas, Nev.)

bounds and 2.8 assists and has multiple assists in a career-high seven straight games.

LAST TIME OUT

Brown 82, San Diego State 61

Dec. 29, 2018 ♦ San Diego, Calif. ♦ Viejas Arena ♦ Att.: 10,281

SAN DIEGO - Desmond Cambridge scored 25 points, including making four 3-point shots in a dizzying first-half barrage that helped carry Brown to an 82-61 victory against San Diego State on Saturday night.

The Bears (9-4) made six 3-pointers overall in a 26-0 run that gave them a 50-22 lead just before halftime.

As the Bears were draining 3s, San Diego State (7-5) went more than eight minutes without scoring. After Aguek Arop made a 3-pointer to pull the Aztecs to 24-20 with 8:32 left before halftime, they didn't score again until Arop had a slam dunk with 29 seconds left to make it 50-22.

SDSU simply had no answer for Brown during the decisive run. After Tamenang Choh made a layup for a 26-20 Brown lead, the Aztecs missed three jumpers on their next possession. Brown's Travis Fuller, who played at La Costa Canyon High in northern San Diego County, rebounded to set up a 3-pointer by Cambridge.

Brown made 3s on its next four possessions, with Cambridge and Okolie alternating shots from behind the arc. Okolie's second 3 made it 41-20. The run continued with nine more points by Brown, with Cambridge hitting another 3 and Okolie making a turn-around jumper and a layup.

Cambridge went down hard after committing his third foul with 14 minutes left and got up favoring his right knee. He came out of the game but later returned.

Jalen McDaniels scored 19 and Arop 11 for SDSU, which was coming off a 90-81 win against Brigham Young.

NOTING THE BROWN GAME

- SDSU had its 14-home game winning streak snapped against teams from the Eastern Time Zone. San Diego State dropped to 25-4 all-time at Viejas Arena against teams that reside in the Eastern Time Zone.
- San Diego State fell to 18-4 at home in the Brian Dutcher era and 11-2 in its last 13 home games.
- The Aztecs fell to 16-6 in their last 22 games dating back to last season.

MEDIA RELATIONS

MEDIA RELATIONS OFFICE

Fowler Athletics Center
5302 55th Street, Suite 3014
San Diego, CA 92115
■ Office: 619.594.5547
■ Fax: 619.582.6541

MIKE MAY

Senior Associate A.D. of Communications and Media Relations

- Coaching staff and student-athlete interviews
- E-Mail: mmay@sdsu.edu
- Office: (619) 594-5547
- Cell: (619) 957-8372

LAUREN WEAVER

Media Relations Coordinator

- Credentials
- E-Mail: lweaver@sdsu.edu
- Office: (619) 594-5547

STAY CONNECTED

- Athletics Website: goaztecs.com
- Twitter: @GoAztecs / @Aztec_MBB
- Facebook: facebook.com/goaztecs
- Instagram: @goaztecs / @aztec_mbb
- YouTube: youtube.com/goaztecscom

SDSU SERIES HISTORY VS. CSUN

SAN DIEGO STATE LEADS, 19-6

Home: 12-3, Away: 7-3, Neutral: 0-0

Date	Location	Result	Score
F.11.61	San Diego (AG)	W	63-52
J.6.62	*Northridge	W	74-66
F.10.62	*San Diego (PG)	W	88-80
J.25.63	*Northridge	W	65-59
F.22.63	*San Diego (PG)	W	86-77
J.25.64	*San Diego (PG)	W	94-74
F.22.64	*Northridge	W	82-72
J.29.65	*Northridge	L	59-68
F.26.65	*San Diego (PG)	L	63-69
J.29.66	*San Diego (PG)	W	91-79
F.26.66	*Northridge	W	94-78
J.27.67	*Northridge	W	76-68
F.24.67	*San Diego (PG)	W	102-58
J.27.68	*San Diego (PG)	W	97-70
F.23.68	*Northridge	W	94-69
D.12.69	San Diego (PG)	L	74-84
F.6.70	Northridge	L	71-77
J.16.79	San Diego (SA)	W	82-73
D.21.93	Northridge	W-ot	90-85
M.3.94	San Diego (PG)	L	87-95
D.9.94	Northridge	L	68-73
J.30.96	San Diego (SA)	W	80-47
D.1.01	San Diego (CA)	W	80-70
D.22.08	San Diego (CA)	W	72-56
N.14.14	San Diego (VA)	W	79-58
J.1.19	San Diego (VA) (d)		

* - conference game, ^ - conference tournament game. AG - Aztec Gym, SA - San Diego Sports Arena, PG - Peterson Gym, CA - Cox Arena, VA - Viejas Arena, d - Day Game, (#/#) - Opponent National Ranking.

SDSU VS. BIG WEST CONFERENCE

VS. CURRENT MEMBERSHIP

School	W-L	Most Recent
CSUN	19-6	N.14.14
Cal Poly	35-16	D.13.10
Cal State Fullerton	21-10	D.9.09
Hawai'i	19-27	D.14.02
Long Beach State	38-22	D.1.15
UC Davis	3-0	N.13.11
UC Irvine	10-7	D.13.97
UC Riverside	11-0	D.22.14
UC Santa Barbara	59-34	D.6.12
TOTALS	215-122	

Game Notes

- Brown entered the game shooting 44.8 pct. from the field (season high of 55.4 pct.) and 31.4 pct. from three-point range (season high of 44.4 pct.). Tonight it shot 71.4 percent from the field in the first half (53.4 pct. for the game) and 62.5 percent from three-point range in the first half (53.6 pct. for the game).
- First half-to-second half comparison:
Brown: First half - 20-for-28 FG, 10-for-16 3PFG, 13 AST; Second half - 11-for-30 FG, 5-for-12 3PFG, 8 AST
SDSU: First half - 8-for-28 FG, 2-for-9 3PFG, 5 AST; Second half - 11-for-26 FG, 3-for-8 3PFG, 7 AST

Player Notes

- **Jalen McDaniels – 19 points, 2-3 3PFG, 6 rebounds, 2 blocked shots, 2 assists, 3 steals**
Reached double figures in scoring for the 11th time this season in 12 games and for the 31st time of his career... Led the team in scoring for the third time this season and 12th time of his career... Tied a season high with three steals.
- **Aguek Arop – 11 points, 5 rebounds, 1 steal**
Set a career high with 11 points in just 14 minutes after entering the game with 19 total points this season in 92 minutes... Set a career high with five rebounds... Also notched his second career steal.
- **Nathan Mensah – 9 points, 7 rebounds, 2 blocked shots, 1 assist**
Led the team in rebounding for the second time of the season... Tied his career high with two blocked shots.
- **Jordan Schakel – 9 points, 2 rebounds, 1 blocked shot, 1 assist**
Surpassed his freshman season total in points (106) early in the second half of his 12th game this season and now has 111 points in 2018-19.

SERIES HISTORY VS. CSUN

- San Diego State leads, 19-6, and has won four straight in the series.
- The teams shared membership in the CCAA (California Collegiate Athletic Association) during the 1960s and played each other twice a season from 1962- through 1968.
- The teams have met only three times since the turn of the century. SDSU won, 80-70 in 2001, 72-56 in 2008, and 79-58 in 2014.
- The Aztecs are 12-3 at home vs. CSUN, have won four straight at home and are a perfect 4-0 vs. the Matadors in the building.
- The only current Aztec player who has previously faced CSUN, is Devin Watson, who faced the Matadors while attending USF.

Player	Record	GP	GS	Min.-Avg.	FG-FGA	Pct.	3FG-3FGA	Pct.	FT-FTA	Pct.	OR	DR	Reb.	RPG	Asst.	TO	Blk.	Stl.	Pts.	PPG
Devin Watson	1-0	1	1	32-32.0	5-13	.385	1-4	.250	3-4	.750	0	1	1	1.0	4	0	0	0	14	14.0

SDSU VS. BIG WEST CONFERENCE

- San Diego State is 215-122 all-time against the current membership of the Big West Conference.
- The Aztecs have won 16 straight games against member of the Big West Conference (at game time), dating back to a 71-63 loss at Pacific on Nov. 25, 2009.
- San Diego State is playing its first game against a member of the Big West Conference since Dec. 1, 2015 (a 76-72 victory at Long Beach State).
- The Aztecs have won 18 straight home games against members of the Big West Conference dating back to an 80-72 overtime setback to UC Santa Barbara on Nov. 19, 2004.

LAST TIME AGAINST CSUN

No. 16/17 San Diego State 79, CSUN 58

Nov. 14, 2014 ♦ San Diego, Calif. ♦ Viejas Arena ♦ Att.: 12,414

SAN DIEGO - No. 16/17 San Diego State had four players reach double figures in scoring and shot 50.0 percent field the field to defeat CSUN, 79-58, to win its second straight season opener.

The Matadors took an early 4-0 lead to open the game, while the Aztecs were slow to get started. Dwayne Polee II recorded the first points of the new season when he was left open in the corner where he proceeded to knock down a three-pointer.

The game remained a two-possession-or-less contest for more than 12 minutes. After SDSU went ahead by six, CSUN trimmed its deficit to two with 8:11 to go.

The Aztecs, however, responded by closing the first half on a 24-6 run, which covered 7 minutes, 52 seconds, to take a 41-21 lead into halftime and never let the Matadors get any closer than 12 points the rest of the way.

Aqeel Quinn, who was playing a school in which he spent his first two seasons, led the Aztecs with 15 points off the bench. Winston Shepard scored 14 points and JJ O'Brien added 13 points, seven rebounds and a team-high four assists. Polee finished with 11 points and frontcourt teammate Skylar Spencer filled the stat sheet with four points, a team-high eight rebounds, a career-high three assists, a personal-best six blocked shots and three steals.

Trey Kell, who was in the starting lineup with O'Brien, Polee II, Shepard and Spencer, became the 13th freshman, and eighth Aztec, to start a season opener for head coach Steve Fisher.

With the starting five and the rest of the Aztecs earning the vic-

CSUN	FG	3FG	FT	R	F	TP	A	T	B	S	MP
Hicks*	7-14	0-0	2-5	3	1	16	1	1	0	1	35
Maxwell*	7-16	0-0	1-2	10	1	15	1	3	0	1	32
Hale-Edmerson*	2-4	0-0	0-0	5	5	4	0	3	1	2	19
Drew*	1-3	0-1	0-0	0	1	2	5	3	0	1	26
Parks*	2-8	0-2	5-7	1	2	9	4	4	0	2	34
Webb	0-1	0-0	0-0	1	3	0	0	0	0	1	13
Douglas	2-4	1-1	0-1	4	2	5	0	0	0	0	15
Cid	0-0	0-0	0-0	0	0	0	0	0	0	0	1
Efferson	1-1	1-1	0-0	0	0	3	0	2	0	0	5
Elliott	2-7	0-1	0-0	5	4	4	0	1	2	0	20
Team						5					
Totals	24-58	2-6	8-15	34	19	58	11	17	3	8	200
SDSU	FG	3FG	FT	R	F	TP	A	T	B	S	MP
Spencer*	1-3	0-0	2-4	8	2	4	3	1	6	3	29
Polee II*	4-11	1-5	2-4	4	1	11	1	3	0	2	27
O'Brien*	5-9	1-2	2-2	7	1	13	4	2	1	1	30
Kell*	1-5	0-2	2-4	2	0	4	3	0	0	1	25
Shepard*	3-5	1-1	7-10	2	2	14	0	3	0	0	27
Zabo	2-5	0-2	0-0	1	1	4	1	2	0	2	15
Chol	4-4	0-0	0-0	4	5	8	0	0	0	0	15
Allen	3-4	0-0	0-0	4	1	6	0	0	0	1	14
Quinn	5-10	3-8	2-2	2	2	15	3	0	0	1	17
Team						3					
Totals	28-56	6-20	17-26	37	15	79	15	12	7	11	200

Halftime: San Diego State 41, CSUN 21. **FG%:** San Diego State 50.0, CSUN 41.4. **3FG%:** CSUN 33.3, San Diego State 30.0. **FT%:** San Diego State 65.4, CSUN 53.3. **Officials:** Michael Irving, Shawn Lehigh, Frank Harvey III. **Technical:** None.

tory, SDSU pocketed its 42nd consecutive win over schools from California. San Diego State also secured its 121st straight decision when leading with five minutes to play.

CSUN was led by Stephen Maxwell's 15 points and 10 rebounds. Stephan Hicks added 16 points.

SAN DIEGO STATE SNAPSHOT

- In its first 12 games, San Diego State has started two seniors and three sophomores.
- The Aztecs have a wealth of experience in the backcourt with a pair of seniors, **Devin Watson** and **Jeremy Hemsley**.
- **Watson**, who is in his third year with the program after playing two seasons at the Univ. of San Francisco, leads the team this season in scoring (15.4), minutes played (34.4), assists (5.3) and has connected on 33-of-80 attempts from beyond the arc (41.3 percent). He is one of only five players in the nation to average at least 15 points, 5 assists and 2.75 three-point field goals per game this season. The senior has scored or assisted on 40.1 percent of San Diego State's field goals this season.
- **Hemsley**, has played extensively for San Diego State the last four seasons logging 113 games and 75 starts. He is averaging 30.8 minutes (second on the team), 9.8 points, and is considered the team's best defender. Over his last six games he is 8-of-18 from three-point range (44.4 percent).
- The other three starters come from the Aztecs' sensational sophomore class of **Jalen McDaniels**, **Matt Mitchell** and **Jordan Schakel**. The group has been sensational to date and is a major reason why Aztec fans are excited about the future.
- **Mitchell** has five career games with 20 or more points, three of them come in the last 11 games, including two in the last three games. He also has recorded five games with at least three assists this season. For the year, he is averaging 13.3 points, good for third on the team, with 3.6 rebounds and 1.2 assists per contest. He has attempted a team-high 53 free throws and made 15 straight at one point this season.
- **Schakel** has already surpassed his offensive production from his entire freshman season. The sophomore is averaging 9.3 points, 4.6 rebounds and has connected on 24-of-47 three-point field goals this season (51.1 percent). He has 111 points this season after scoring 106 points in 33 games last season. He is one of five players in the nation who is shooting at least 49 percent from the field, 50 percent from three-point range and 90 percent from the free throw line (min. 65 FGA).
- After spending the summer working out for NBA teams, **McDaniels** has returned to campus with an improved jumper and a more consistent and well-rounded game. The sophomore has scored in double-digits in 12 of his last 13 games. He leads the team in rebounding at 7.0 per contest and is second on the team in scoring (14.3).

SEASON SCENE SETTER

- Dutcher welcomes back three returning starters in redshirt sophomore forward **Jalen McDaniels** (2018 all-MW third team by media, honorable mention by coaches) sophomore forward **Matt Mitchell** and senior guard **Devin Watson**. The trio played in all 33 games a year ago with Watson starting every game, Mitchell receiving the opening nod 32 times (starting the final 31 outings) and McDaniels starting 21 of the final 22 contests (did not start on Senior Night).
- The aforementioned threesome ranked No. 2, 3 and 4 in scoring in 2017-18 with Watson leading the way at 12.2 points and falling seven points shy of tying outgoing senior Malik Pope for the team lead in the category. Mitchell and McDaniels, meanwhile, each finished with 10.5 scoring averages.
- SDSU returns from last year its leader in rebounding average (McDaniels - 7.5), assists (Watson - 124), steals (Mitchell - 36), field-goal percentage (McDaniels - .586), free-throw percentage (McDaniels - .788), three-point field-goal percentage (Watson - .389), three-pointers (Mitchell and Watson - 49) and minutes (Watson - 1,031).
- Senior guard **Jeremy Hemsley** and junior forward **Nolan Narain** are back for their respective seasons after receiving the starting nod at different times throughout the 2017-18 campaign. Hemsley (7.3 ppg, 1.22 a/to) played in 32 of 33 games last year, starting seven times, and enters '18-19 with 63 starting assignments in 101 career games, which is the most on the active roster. Narain, meanwhile, started once in 23 games and averaged career highs in every category (4.7 ppg, 2.0 rpg, .688 FG).
- Sophomore guard **Jordan Schakel** returns as one of the team's top three-point threats. Hailing from Torrance, Schakel ranked fourth on the team last year in three-point makes (27) and percentage (.346; min. 40 3FGA), while playing in all 33 games (13.8 mpg). Schakel averaged 3.2 points and 2.1 rebounds, and took great care of the ball, committing just nine turnovers in 455 minutes. In fact, he only had one multi-turnover game all season and finished the year with 26 straight one-turnover-or-less outings.

THE PROGRAM (through the games of Sun., Dec. 30)

- Head coach **Brian Dutcher** is in his second season at the helm after guiding San Diego State to a 22-11 record in his first season. He was the only first-year coach to lead his team to the NCAA tournament in 2018. In 96 previous seasons of Aztec basketball, no head coach had won more games and/or won a conference title in his first year until Dutcher accomplished the feat.
- San Diego State had advanced to the NCAA tournament seven times in the last nine seasons, making Sweet 16 appearances in both 2011 and 2014. Only 26 schools nationally have played in at least seven of the last nine NCAA tourneys.
- The Aztecs' NCAA appearance in 2018 was their first since 2015, and their 12th postseason berth in the last 13 years (8 NCAA, 4 NIT).
- SDSU claimed its Mountain West-leading 11th conference title last year and broke a tie with New Mexico by claiming its fifth MW tournament crown. The Aztecs, who played in their fourth Mountain West championship game in the last five seasons, won the tourney for the first time since 2011.
- San Diego State has been one of the elite programs in the nation since the start of the 2010-11 season, posting a cumulative record of 217-75. SDSU's .743 winning percentage is the 15th-best nationally over the last eight years.
- SDSU enters the new year having won at least 20 games and advanced to the postseason in 12 of the last 13 years (8 NCAA, 4 NIT). In the last 13 seasons, the Aztecs have averaged 25.2 victories.
- The Aztecs have won the Mountain West regular-season crown (outright or shared) five times in the last eight years.
- San Diego State has won at least 19 games in 13 consecutive seasons.

87 POINTS AND 50 PERCENT FG SHOOTING

'18-19 MW PRESEASON POLL

Rk. School (1st-Place Votes)

1.	Nevada – 207 (18)
2.	► San Diego State – 188 (1)
3.	New Mexico – 153
4.	Boise State – 139
5.	Fresno State – 138
6.	UNLV – 122
7.	Wyoming – 88
8.	Colorado State – 80
9.	Utah State – 78
10.	Air Force – 42
11.	San José State – 19

MOUNTAIN WEST STANDINGS

Since start of 2008-09 season, Mountain West games only.

Rk.	School	W	L	Pct.	GB
1.	► San Diego State	121	47	.720	-
2.	New Mexico	111	57	.661	10
3.	Boise State	71	49	.592	26
4.	Fresno State	59	47	.557	31
5.	Nevada	57	49	.538	33
6.	UNLV	88	80	.524	33
7.	Colorado State	84	84	.500	37
8.	Utah State	40	50	.444	42
9.	Wyoming	68	100	.405	53
10.	Air Force	45	123	.268	76
11.	San Jose State	13	77	.144	69

MOUNTAIN WEST CHAMPIONSHIPS (11)

Regular Season Championships (6, record)

2006
2011
2012
2014
2015
2016

Tournament Championships (5, record)

2002
2006
2010
2011
2018

MOST MW MBB TITLES

Current members

Rk.	Team	MW Titles
1.	► San Diego State	11
2.	New Mexico	8
3.	Nevada	3
	UNLV	3
	Wyoming	3
6.	Air Force	1
	Boise State	1
	Colorado State	1
	Fresno State	1

MOST MW MBB COACHING TITLES

Rk.	Team	MW Titles
1.	► Steve Fisher, San Diego State	10
2.	Steve Alford, New Mexico	6
3.	Dave Rose, Brigham Young	4
4.	Steve Cleveland, Brigham Young	3
	Eric Musselman, Nevada	3

SDSU CAREER LEADERS

POINTS

Rk.	Player	Years	GP	Points
1.	Brandon Heath	04-05-06-07	125	2,189
2.	Michael Cage	81-82-83-84	112	1,846
3.	Anthony Watson	83-84-85-86	110	1,735
4.	Chase Tapley	10-11-12-13	134	1,526
5.	Tony Pinkins	55-56-57	82	1,475

12.	Tony Ross	87-88-89	85	1,259
13.	Xavier Thames	12-13-14	97	1,232
14.	Kyle Spain	06-07-08-09	115	1,230
15.	Chad Nelson	94-95-96-97	112	1,225
16.	Marcus Slaughter	04-05-06	87	1,211
17.	► Jeremy Hemsley	16-17-18-19	113	1,205
18.	Lorenzo Wade	07-08-09	92	1,200

ASSISTS

Rk.	Player	Years	GP	Assists
1.	Tony Gwynn	78-79-80-81	107	590
2.	Richie Williams	06-07-08-09	127	479
3.	Chad Nelson	94-95-96-97	112	412
4.	Brandon Heath	04-05-06-07	125	394
5.	Mark Delsman	74-75-76-77	109	376

15.	Ray Leary	74-75-76	76	279
16.	Lorenzo Wade	07-08-09	92	275
17.	Mike Dodd	76-77-78-79	91	271
18.	Creon Dorsey	85-86	59	263
19.	Bryan Williams	88-89	48	243
20.	Michael Best	89-90	56	238
21.	► Jeremy Hemsley	16-17-18-19	113	229
22.	Tony Bland	02-03	63	213

THREE-POINT FIELD GOALS

Rk.	Player	Years	GP	3FGM
1.	Brandon Heath	04-05-06-07	125	281
2.	Tony Ross	87-88-89	85	270
3.	Chase Tapley	10-11-12-13	134	223
4.	D.J. Gay	08-09-10-11	140	219
5.	John Sharper	03-04-05-06	119	166
6.	Trey Kell	15-16-17-18	134	150
7.	Matt Shrigley	14-15-16-17	113	138
8.	Jason Richey	97-98	52	136
9.	► Jeremy Hemsley	16-17-18-19	113	131
10.	Kyle Spain	06-07-08-09	115	130
11.	James Rahon	11-12-13	100	129
12.	Chad Nelson	94-95-96-97	112	122

Since the start of the 2010-11 season, San Diego State is 19-0 when scoring at least 87 points and shooting 50 percent or better from the field.

The Aztecs have done that three times this season and nine times in the Brian Dutcher era (45 games) after doing so only 10 times in the previous 248 games.

San Diego State has done it six times in the last 21 games.

Below is a look at the occurrences since Brian Dutcher became head coach prior to the 2017-18 campaign.

Date	Opponent	FG Pct.	Score
N.10.17	SD Christian	56.1	W, 91-52
N.20.17	Eastern Illinois	52.5	W, 94-63
J.24.18	Colorado State	55.6	W, 97-78
F.14.18	Wyoming	53.2	W, 87-77
F.17.18	UNLV	50.7	W, 94-56
M.9.18	vs. (22) Nevada	51.9	W, 90-73
N.14.18	Texas Southern	52.3	W, 103-64
N.27.18	Jackson State	50.9	W, 87-44
D.22.18	Brigham Young	52.8	W, 90-81

JALEN IS BACK FOR MORE

- After a phenomenal freshman debut, Jalen McDaniels is back for his sophomore campaign with the Aztecs. McDaniels, who spent the offseason auditioning for NBA teams, withdrew from the draft just prior to the deadline.
- McDaniels, who focused on being a becoming a better long-range shooter while working with NBA teams this past summer, is looking to better on a remarkable debut campaign.
- Currently, McDaniels is averaging 14.3 points, 7.0 rebounds and 2.8 assists per game. No SDSU player has averaged 14 points and eight rebounds since Jamaal Franklin during the 2012-13 campaign (17.0 ppg, 9.5 rpg). Only one Aztec player has produced a season with those averages in the last 22 seasons (Jamaal Franklin, 2012-13).
- Jalen posted a special game in the 2018-19 season-opening victory against Arkansas-Pine Bluff. The sophomore became the first SDSU player in nearly seven years and just the fourth Aztec player, regardless of class, in the last 22 seasons to produce a game with at least 15 points, nine rebounds, five assists and three steals. He joined:

Player	Opponent / Date	Pts.	Rebs.	Asst.	Stls.	MP	NBA Perf.
Kawhi Leonard	vs. Wichita State / Dec. 4, 2010	16	12	5	4	34	+27
Chase Tapley	vs. Bryant / Nov. 11, 2011	20	11	6	3	38	+31
Jamaal Franklin	vs. Redlands / Dec. 30, 2011	26	10	5	6	28	+37
Jalen McDaniels	vs. Texas Southern / Nov. 6, 2018	15	9	5	3	27	+23

- McDaniels has scored in double figures in 11 of 12 games this season and has reached double figures in a career-high 11 consecutive games (broken in the victory over Brigham Young).
- San Diego State is 5-2 this season and 23-10 in his career when McDaniel connects on at least 40 percent or better from the field.
- The Aztecs are 13-4 when McDaniel scores at least 14 points and shoots at least 40 percent from the field.

Below is a look at a few of his accomplishments last season:

- For starters, McDaniels averaged 10.5 points, 7.5 rebounds and shot 58.6 percent from the field and 78.8 percent from the line last season. He led the team in rebounding as a freshman last season.
- McDaniels was one of just four freshman in the nation to average 10.5 points, 7.5 rebounds and connect on at least 58 percent from the field. Other than McDaniels, Iowa State's Cameron Lard is the only other 2017-18 freshman who returned for his sophomore campaign.
- He is the only San Diego State player, regardless of class, to post those numbers over an entire season in at least 22 seasons.
- For comparison sake, SDSU great Kawhi Leonard averaged 12.7 points and 9.9 rebounds as a freshman in 2009-10. However, McDaniels had an edge in field-goal percentage as Leonard connected on 45.5 percent from the field and 72.6 percent from the line.

HEMSLEY CLIMBING CHARTS IN 4TH SEASON

- In his senior season, Jeremy Hemsley is in rare company. A native of Rancho Cucamonga, Calif., Hemsley will spend this season climbing the Aztecs career statistical charts in many categories.
- Here are a few of the categories to keep an eye on:
- First off, Hemsley is a member of the 1,000-point, 200 rebound, 200 assist club. In school history, there have been 33 players to score 1,000 points at San Diego State and 24 to record 200 rebounds, but in the Brian Dutcher/Steve Fisher era only nine players have reached the 1,000-200-200 club. The players to accomplish that since 1999-2000 are (listed chronologically): Tony Bland, Brandon Heath, Lorenzo Wade, D.J. Gay, Chase Tapley, Xavier Thames, Winston Shepard, Trey Kell and Hemsley.
- Hemsley has 1,205 points. That ranks 17th on the school's all-time list (seven points shy of Marcus Slaughter in 16th place).
- Hemsley has 229 assists. That ranks 21st on the school's all-time list.
- Hemsley has 131 three-point field goals. That ranks 9th in school history.
- Hemsley has played 2,998 minutes. That ranks 15th on the school's all-time list.
- Hemsley has 246 made free throws. That is tied for 19th on the school's all-time list.

TOUGH AT HOME

- San Diego State has advanced to the NCAA tournament seven of the last nine seasons and has a NIT national semifinalist appearance as well during that span. One reason for the success is that the Aztecs have been a very tough out as Viejas Arena.
- Since the start of the 2009-10 campaign, San Diego State has the 10th-highest winning percentage in the country, amassing a 134-19 home record, winning 87.6 percent of its home games during that span.

Here are a few tidbits on the recent home success.

- In its last 156 home games, San Diego State has compiled a 137-19 mark, including a 68-9 record against non-conference competition at Viejas.
- Since the start of the 2012-13 campaign, the Aztecs are 89-15 at home, including a 43-8 record in non-conference home contests during that stretch (41-6 against non-top 25 non-conference foes).
- The Aztecs are 35-7 in their last 42 non-conference home games.

PRESEASON MOUNTAIN WEST CONFERENCE POLL

- San Diego State has been picked second in the annual Mountain West preseason media poll.
- The preseason favorite, according to the media that regularly cover the conference, is Nevada, which won the 2017-18 regular-season title. The Wolf Pack earned 207 points and 18 first-place votes to finish in front of SDSU, the reigning Mountain West tournament champions who garnered 188 points and one first-place tally.
- The Aztecs won the MW tournament crown a season ago when they beat New Mexico in the final. The Lobos' run to the championship game set them up for a third-place finish in this year's preseason poll. UNM picked up 153 points to finish ahead of fourth-place Boise State (139 points) and fifth-place Fresno State (138).
- UNLV (6th; 122 points), Wyoming (7th; 88) and Colorado State (8th; 80) were the next three teams to fall in line behind the Bulldogs with Utah State (9th; 78), Air Force (10th; 42) and San José State (11th; 19) rounding out the poll.
- SDSU has finished either first or second in the Mountain West preseason poll and received at least one first-place vote in each of the last five years. It is also the 10th time in 20 seasons the Aztecs have been picked first or second in the poll. All 10 times, additionally, have occurred in the last 14 years.
- Despite being considered the second-best team in the league, San Diego State did not have a player voted to the preseason all-conference team or as one of the of-the-year award winners (player, freshman, newcomer).
- The Aztecs are set to return three of their top four scorers from last season (Devin Watson, Matt Mitchell, Jalen McDaniels) and four of their top six (Watson, Mitchell, McDaniels, Jeremy Hemsley) off a 2017-18 team that went 22-11, won their Mountain West-high 11th conference title and advanced to the NCAA tournament for the seventh time in the last nine years.

LEADERS OF THE MOUNTAIN WEST

MOST MOUNTAIN WEST CHAMPIONSHIPS (current members only)

Rk.	Team	MW Titles
1.	San Diego State	11
2.	New Mexico	8
3.	Nevada	3
	UNLV	3
	Wyoming	3
6.	Air Force	1
	Boise State	1
	Colorado State	1
	Fresno State	1

MOST MOUNTAIN WEST CHAMPIONSHIPS WON BY A HEAD COACH IN LEAGUE HISTORY

Rk.	Team	MW Titles
1.	Steve Fisher, San Diego State	10
2.	Steve Alford, New Mexico	6
3.	Dave Rose, Brigham Young	4
4.	Steve Cleveland, Brigham Young	3
	Eric Musselman, Nevada	3
6.	four tied with	2

SDSU BROADCAST ROSTER

CSUN at San Diego State | Viejas Arena | San Diego, Calif. | Jan. 1, 2019



0
DEVIN WATSON

Guard
6-1, 183, Senior-1L
Oceanside, Calif.
Univ. of San Francisco

PPG: 15.4 RPG: 2.8 APG: 5.3
FG%: 44.0 3FG: 41.3 FT%: 72.3



2
ADAM SEIKO

Guard
6-3, 195, Freshman-RS
Boston, Mass.
Sierra Canyon High (Calif.)

PPG: 3.2 RPG: 1.1 APG: 0.6
FG%: 43.8 3FG: 50.0 FT%: 83.3



3
AGUEK AROP

Forward
6-6, 220, Freshman-HS
Omaha, Neb.
Omaha South High

PPG: 3.0 RPG: 2.9 APG: 0.4
FG%: 42.3 3FG: 1/4 FT%: 7/8



4
MICHAEL SOHIKISH

Guard
5-9, 160, Senior-SQ
San Diego, Calif.
University City High

PPG: 0.3 RPG: 0.2 APG: 0.5
FG%: 0/2 3FG: 0/1 FT%: 2/2



5
JALEN MCDANIELS

Forward
6-10, 195, Sophomore-1L
Federal Way, Wash.
Federal Way High

PPG: 14.3 RPG: 7.0 APG: 2.8
FG%: 44.7 3FG: 31.0 FT%: 69.8



11
MATT MITCHELL

Forward
6-6, 230, Sophomore-1L
Riverside, Calif.
Roosevelt High


PPG: 13.3 RPG: 3.6 APG: 1.9
FG%: 47.7 3FG: 34.7 FT%: 71.7



20
JORDAN SCHAKEL

Guard
6-6, 200, Sophomore-1L
Torrance, Calif.
Bishop Montgomery High

PPG: 9.3 RPG: 4.6 APG: 1.3
FG%: 49.2 3FG: 51.1 FT%: 92.0



23
ED CHANG

Forward
6-8, 215, Freshman-HS
Papillion, Neb.
Garfield High (Wash.)

PPG: 1.5 RPG: 0.8 APG: 0.3
FG%: 3/8 3FG: 3/7 FT%: 0/0



24
NOLAN NARAIN

Forward
6-10, 230, Junior-2L
Hamilton, Ontario, Canada
La Lumiere School (Ind.)

PPG: 4.0 RPG: 3.0 APG: 0.6
FG%: 73.9 3FG: 2/3 FT%: 50.0



31
NATHAN MENSAH

Forward
6-10, 225, Freshman-HS
Labadi, Accra, Ghana
Findlay Prep (Nev.)

PPG: 5.0 RPG: 5.0 APG: 0.5
FG%: 57.1 3FG: 0/0 FT%: 64.5



35
JOEL MENSAH

Forward
6-10, 215, Freshman-HS
Korle Gonno, Accra, Ghana
JSerra Catholic High (Calif.)

PPG: 1.4 RPG: 1.0 APG: 0.0
FG%: 3/17 3FG: 0/0 FT%: 4/7



42
JEREMY HEMSLEY

Guard
6-3, 195, Senior-3L
Rancho Cucamonga, Calif.
Damien High

PPG: 9.8 RPG: 3.0 APG: 2.3
FG%: 42.6 3FG: 37.5 FT%: 68.4



HEAD COACH
BRIAN DUTCHER

- 2nd season as head coach
- 20th year at SDSU
- 1989 NCAA champion
- 3 NCAA title game appearances
- 17 NCAA tournament appearances
- 11-time Mountain West champion



ASSISTANT COACH
ROD PALMER



ASSISTANT COACH
DAVE VELASQUEZ



ASSISTANT COACH
JAY MORRIS



ASST. TO HEAD COACH
MARK FISHER

2018-19 SAN DIEGO STATE ALPHABETICAL ROSTER

No.	Name	Pos.	Ht.	Wt.	Yr.	Exp.	Most Recent Div. I Season			Hometown (High School/Previous School)
							PPG	RPG	APG	
3	Aguek Arop	F	6-6	220	Fr.	HS	--	--	--	Omaha, Neb. (Omaha South High)
23	Ed Chang	F	6-8	215	Fr.	HS	--	--	--	Papillion, Neb. (Garfield High (Wash.))
13	Caleb Giordano	G	6-3	190	So.	JC	--	--	--	La Mesa, Calif. (Great Oak High/San Diego Miramar College)
42	Jeremy Hemsley	G	6-3	195	Sr.	3L	7.3	1.7	2.1	Rancho Cucamonga, Calif. (Damien High)
5	Jalen McDaniels	F	6-10	195	So.	1L	10.5	7.5	0.9	Federal Way, Wash. (Federal Way High)
35	Joel Mensah	F	6-10	215	Fr.	HS	--	--	--	Accra, Ghana (JSerra Catholic High (Calif.))
31	Nathan Mensah	F	6-10	225	Fr.	HS	--	--	--	Accra, Ghana (Findlay Prep (Nev.))
11	Matt Mitchell	F	6-6	240	So.	1L	10.5	4.0	1.7	Riverside, Calif. (Roosevelt High)
24	Nolan Narain	F	6-10	225	Jr.	2L	4.7	2.0	0.3	Hamilton, Ontario, Canada (La Lumiere School (Ind.))
20	Jordan Schakel	G	6-6	200	So.	1L	3.2	2.1	0.6	Torrance, Calif. (Bishop Montgomery High)
2	Adam Seiko	G	6-3	195	Fr.	RS	--	--	--	Boston, Mass. (Sierra Canyon High (Calif.))
4	Michael Sohikish	G	5-9	160	Sr.	SQ	0.7	0.2	0.2	San Diego, Calif. (University City High)
0	Devin Watson	G	6-1	183	Sr.	1L	12.2	2.6	3.8	Oceanside, Calif. (El Camino High/San Francisco)

2018-19 SAN DIEGO STATE NUMERICAL ROSTER

No.	Name	Pos.	Ht.	Wt.	Yr.	Exp.	Most Recent Div. I Season			Hometown (High School/Previous School)
							PPG	RPG	APG	
0	Devin Watson	G	6-1	183	Sr.	1L	12.2	2.6	3.8	Oceanside, Calif. (El Camino High/San Francisco)
2	Adam Seiko	G	6-3	195	Fr.	RS	--	--	--	Boston, Mass. (Sierra Canyon High (Calif.))
3	Aguek Arop	F	6-6	220	Fr.	HS	--	--	--	Omaha, Neb. (Omaha South High)
4	Michael Sohikish	G	5-9	160	Sr.	SQ	0.7	0.2	0.2	San Diego, Calif. (University City High)
5	Jalen McDaniels	F	6-10	195	So.	1L	10.5	7.5	0.9	Federal Way, Wash. (Federal Way High)
11	Matt Mitchell	F	6-6	240	So.	1L	10.5	4.0	1.7	Riverside, Calif. (Roosevelt High)
13	Caleb Giordano	G	6-3	190	So.	JC	--	--	--	La Mesa, Calif. (Great Oak High/San Diego Miramar College)
20	Jordan Schakel	G	6-6	200	So.	1L	3.2	2.1	0.6	Torrance, Calif. (Bishop Montgomery High)
23	Ed Chang	F	6-8	215	Fr.	HS	--	--	--	Papillion, Neb. (Garfield High (Wash.))
24	Nolan Narain	F	6-10	225	Jr.	2L	4.7	2.0	0.3	Hamilton, Ontario, Canada (La Lumiere School (Ind.))
31	Nathan Mensah	F	6-10	225	Fr.	HS	--	--	--	Accra, Ghana (Findlay Prep (Nev.))
35	Joel Mensah	F	6-10	215	Fr.	HS	--	--	--	Accra, Ghana (JSerra Catholic High (Calif.))
42	Jeremy Hemsley	G	6-3	195	Sr.	3L	7.3	1.7	2.1	Rancho Cucamonga, Calif. (Damien High)

Head Coach:

Brian Dutcher (Minnesota, 1982), Second Season (20th Season Overall at SDSU)

Assistant Coaches:

Rod Palmer (UC Irvine, 1990), First Season

David Velasquez (San Diego State, 2007), Sixth Season (17th Season Overall at SDSU)

Jay Morris (Cal State Dominguez Hills, 2010), First Season

Assistant to the Head Coach:

Mark Fisher (Michigan, 2001), Sixth Season (17th Season Overall at SDSU)

Assistant A.D.-Director of Operations:

Matt Soria (San Diego State, 2002), 12th Season (19th Season Overall at SDSU)

Director of Player Development:

JD Pollock (Kennesaw State, 2009), Second Season

ELIGIBLE IN 2019-20

No.	Name	Pos.	Ht.	Wt.	Yr.	Exp.	Most Recent Div. I Season			Hometown (High School/Previous School)
							PPG	RPG	APG	
22	Malachi Flynn	G	6-2	180	Jr.	TR	15.8	3.4	4.3	Tacoma, Wash. (Bellarmine Prep/Washington State)

PRONUNCIATIONS

Aguek Arop

uh-GWUK uh-rope

Jordan Schakel

Jordan SHACK-kull

Malachi Flynn

MAL-uh-ky Flynn

Adam Seiko

Adam SAY-ko

Michael Sohikish

Michael so-HE-kish



BRIAN DUTCHER

Head Coach • 29-16 record as head coach at San Diego State and overall

2nd Season • 20th Season Overall at SDSU • Minnesota, 1982

Brian Dutcher, a long-time San Diego State men's basketball assistant coach, is entering his second season as head coach after a first year in which he led the Aztecs to their Mountain West-high 11th conference title and back to the NCAA tournament for the first time since 2015. Dutcher, who took over the helm of the program following Steve Fisher's retirement announcement on April 11, 2017, was on The Mesa for all of Fisher's 18 seasons. He held the title of associate head coach/head coach in waiting for six years and is the program's 15th head coach.

Over the course of his time at San Diego State, Dutcher helped the Aztecs reach the postseason 14 times, including nine trips to the NCAA tournament, win a conference-best 11 Mountain West titles and record 13 seasons of at least 20 victories.

Since 2008-09, Dutcher and SDSU twice advanced to the NCAA Sweet 16 (2011, 2014) and NIT semifinal round (2009, 2016), won at least 25 games seven times and captured eight MW championships (five regular season, three tournament).

Dutcher arrived at SDSU shortly after Fisher was hired on March 26, 1999. In his first year in "America's Finest City," the Aztecs won only five games, but improved upon their win total from the season before. After that, San Diego State posted a 14-14 record in 2000-01, before winning the 2002 MW Championship, earning an NCAA tournament bid and finishing with a 21-12 record. The 2002-03 campaign saw SDSU receive an NIT invitation, which culminated in the program's first Division I postseason victory.

After helping attract the first McDonald's All-American to the 2002-03 squad, Dutcher assisted in securing the signatures of future starters and all-league performers Brandon Heath and Marcus Slaughter. The duo started their first two seasons on The Mesa, leading to the 2005-06 season that produced the school's first Mountain West regular-season and tournament title sweep.

The Aztecs advanced to the NCAA tournament and ultimately won a then-school-record 24 games. That appearance led to a string of 10 consecutive postseason berths.

From the 2006-07 campaign through 2008-09, San Diego State registered 20 or more wins and went to three straight NITs. In 2009, the Aztecs advanced to the NIT semifinals and broke the previous school record with 26 victories.

The run to the NIT semifinals was a springboard to the most successful run in SDSU basketball history. Led by future NBA first-round draft pick and NBA champion Kawhi Leonard, the 2009-10 Aztecs won the MW Championship, advanced to the NCAA tournament and fell four points shy of moving on to the second round before finishing with a 25-9 record.

The NCAA experience from the 2009-10 squad proved fruitful in 2010-11 when it returned all five starters, including Leonard, and a freshman named Jamaal Franklin, who would turn out to be a future MW Player of the Year and NBA draft selection. With Dutcher on staff, SDSU won its first 20 games of the year, shared the MW regular-season title and captured the MW tournament crown. The Aztecs moved on to the NCAA tournament as a No. 2 seed and won the program's first Division I NCAA tournament game. San Diego State, which was ranked as high as No. 4 and received first-place votes at one point in the season, advanced to the Sweet 16 and fell to the eventual national champion, finishing with a school-record 34 wins, a mark that still stands today. The Aztecs' also found themselves in the final top-25 polls, ranking sixth in the AP and 11th in the USA Today Coaches Poll.

Five months after SDSU's record-setting 2010-11 campaign, the University elevated Dutcher from associate head coach to associate head coach/head coach in waiting.

In his first season with his new title, Dutcher and the Aztecs advanced to the 2011-12 NCAA tournament as an at-large team and recorded 26 wins. The next season, SDSU was again an at-large selection to the 2013 NCAA tournament, moved on to the round of 32 for the second time in three years and finished with 23 victories.

Another NCAA Sweet 16 run was in the cards in Dutcher's third season as the head coach in waiting. The Aztecs opened the season by winning 21 of their first 22 games, including 20 in a row at one point, and were led by seniors Xavier Thames, who would become an NBA draft pick, and Josh Davis. SDSU won the program's second outright Mountain West regular-season title and later swept through two games in Spokane, Washington, to secure its second Sweet 16 appearance in four seasons. San Diego State compiled 31 wins and finished the season ranked 13th in the AP and 12th in the Coaches after rising to as high as fifth nationally in both polls.

The 2014-15 campaign saw the Aztecs spend their fifth straight season in the top 25. In the process of winning 27 games, San Diego State grabbed its second straight MW regular-season crown and earned an at-large invitation to the NCAA tournament where they defeated St. John's in the round of 64. One season later, the Aztecs found themselves in the NIT after winning the MW by three games with a 16-2 record. Nevertheless, San Diego State won three games and qualified for the NIT national semifinals, eventually logging 28 victories.

Last season, SDSU won six consecutive games to end the regular season and all three in the MW tournament to capture the program's 11th league crown to return to the NCAA tournament. Despite the NCAA first-round exit, SDSU finished the campaign with a 22-11 record, with the 22 wins representing the most by a first-year Aztec men's basketball head coach and the second-most among first-year coaches last season.

Before Dutcher arrived at San Diego State, he served as assistant coach and later associate head coach at Michigan under Fisher. He spent 10 seasons on the Wolverine staff, establishing himself as one of the nation's top assistant coaches. His first year in Ann Arbor was 1989 and resulted in a national title for Michigan as he assisted then-interim head coach Fisher on the bench.

The Bloomington, Minn., native led UM's recruiting efforts in 1990-91 when the Wolverines inked Juwan Howard, Ray Jackson, Jimmy King, Jalen Rose and Chris Webber. The "Fab Five" is considered perhaps the best recruiting class in NCAA history. Dutcher helped lead that group to nearly 100 wins, two berths in the NCAA championship game and a regional final over a four-year period. He was also on the Michigan staff for an NIT championship (1997).

Dutcher's recruiting prowess, however, was demonstrated by more than just the "Fab Five" haul. Michigan had the nation's top-ranked recruiting class in 1993-94 and in 1994-95, with a group that included Maurice Taylor and Jerod Ward. The accomplishment marked the first time that a university had the nation's top class in consecutive years, according to recruiting analyst Bob Gibbons.

Dutcher was born Oct. 30, 1959, in Alpena, Mich. He attended Jefferson High School in Bloomington, Minn., and went on to earn a bachelor's degree in physical education from Minnesota in 1982. While an undergraduate, he worked for his father, then-Gopher head coach Jim Dutcher. He then spent one season in the prep ranks at Apple Valley (Minn.) High School before becoming a graduate assistant at Illinois, where he earned his master's degree in physical education and athletic administration.

While in Champaign, Dutcher helped Lou Henson lead the Illini to a Big Ten championship, two appearances in the Sweet 16 and one regional final.

Dutcher's first full-time coaching job came at South Dakota State, where he spent three seasons helping turn around the Division II program before departing in 1988 for Michigan.

His final season in Ann Arbor ended with the Wolverines claiming the first-ever Big Ten Tournament championship.

Brian Dutcher Year-By-Year (Division I Only)

Year	School (Position)	Overall		Conference		Postseason; Championships
		W-L	Pct.	W-L	Pct.	
1988-89	Michigan (AC)	30-7	.811	12-6	.667	NCAA Champions
1989-90	Michigan (AC)	23-8	.742	12-6	.667	NCAA 2nd Round
1990-91	Michigan (AC)	14-15	.483	7-11	.389	NIT 1st Round
1991-92	Michigan (AC)	25-9	.735	11-7	.611	NCAA Runner-Up
1992-93	Michigan (AC)	31-5	.861	15-3	.833	NCAA Runner-Up
1993-94	Michigan (AC)	24-8	.750	13-5	.722	NCAA Regional Finalist
1994-95	Michigan (AC)	17-14	.548	11-7	.611	NCAA 1st Round
1995-96	Michigan (AC)	20-12	.625	10-8	.556	NCAA 1st Round
1996-97	Michigan (AC)	24-11	.686	9-9	.500	NIT Champions
1997-98	Michigan (AC)	25-9	.735	11-5	.688	NCAA 2nd Round; Big 10 Tournament
10 Seasons at UM		233-98	.704	111-67	.624	8 NCAAAs, 10 Postseason Appearances

Year	School (Position)	Overall		Conference		Postseason; Championships
		W-L	Pct.	W-L	Pct.	
1999-00	SDSU (Asst. HC)	5-23	.179	0-14	.000	
2000-01	SDSU (Asst. HC)	14-14	.500	4-10	.286	
2001-02	SDSU (Asst. HC)	21-12	.636	7-7	.500	NCAA 1st round; MW Tournament
2002-03	SDSU (Asst. HC)	16-14	.533	6-8	.429	NIT second round
2003-04	SDSU (Asst. HC)	14-16	.467	5-9	.357	
2004-05	SDSU (Asst. HC)	11-18	.379	4-10	.286	
2005-06	SDSU (Asst. HC)	24-9	.727	13-3	.813	NCAA 1st Round; MW RS, Tournament
2006-07	SDSU (Asst. HC)	22-11	.667	10-6	.625	NIT 2nd Round
2007-08	SDSU (Asst. HC)	20-13	.606	9-7	.563	NIT 1st Round
2008-09	SDSU (Asst. HC)	26-10	.722	11-5	.688	NIT Semifinals
2009-10	SDSU (Asst. HC)	25-9	.735	11-5	.688	NCAA 1st Round; MW Tournament
2010-11	SDSU (Asst. HC)	34-3	.919	14-2	.875	NCAA Sweet 16; MW RS, Tournament
2011-12	SDSU (HCIW)	26-8	.765	10-4	.714	NCAA 2nd Round; MW RS
2012-13	SDSU (HCIW)	23-11	.676	9-7	.563	NCAA 3rd Round
2013-14	SDSU (HCIW)	31-5	.861	16-2	.889	NCAA Sweet 16; MW RS
2014-15	SDSU (HCIW)	27-9	.750	14-4	.778	NCAA 3rd Round; MW Co-RS
2015-16	SDSU (HCIW)	28-10	.737	16-2	.889	NIT Semifinals; MW RS
2016-17	SDSU (HCIW)	19-14	.576	9-9	.500	
2017-18	SDSU (HC)	22-11	.667	11-7	.611	NCAA; MW Tournament
2018-19	SDSU (HC)	7-5	.583	0-0	.000	
19 Seasons at SDSU		415-225	.648	179-121	.597	9 NCAAAs, 14 Postseason Appearances

29-Season Career Totals	Overall		Conference		Postseason
	W-L	Pct.	W-L	Pct.	
	648-323	.667	290-188	.607	17 NCAAAs, 24 Postseason Appearances

SEASON / CAREER HIGHS

Points

Season 23 vs. Brigham Young (12-22-18)
23 at Illinois State (12-1-18)
Career 33 vs. Pepperdine (3-5-16)
33 vs. Gonzaga (1-2-16)

Rebounds

Season 4 vs. Brigham Young (12-22-18)
4 vs. (1/1) Duke (11-19-18)
4 vs. Arkansas-Pine Bluff (11-6-18)
Career 8 vs. Coppin State (12-18-15)

Assists

Season 8 vs. Brigham Young (12-22-18)
8 vs. CS Dominguez Hills (12-12-18)
8 vs. Texas Southern (11-14-18)
Career 9 at Arizona State (11-14-17)

Field Goals

Season 9 vs. San Diego (12-5-18)
Career 12 vs. Gonzaga (1-2-16)

Field Goals Attempted

Season 14 vs. San Diego (12-5-18)
14 at Illinois State (12-1-18)
14 vs. Xavier (11-20-18)
Career 26 vs. Gonzaga (1-2-16)

Three-Point Field Goals

Season 6 vs. Arkansas-Pine Bluff (11-6-18)
Career 6 vs. Arkansas-Pine Bluff (11-6-18)

Three-Point FG Attempted

Season 11 vs. Xavier (11-20-18)
Career 12 vs. Gonzaga (1-2-16)

Free Throws

Season 12 vs. Brigham Young (12-22-18)
Career 14 vs. UC Riverside (11-21-15)

Free Throws Attempted

Season 16 vs. Brigham Young (12-22-18)
Career 17 at Pacific (2-25-16)

Steals

Season 3 vs. Brigham Young (12-22-18)
Career 6 at Florida Gulf Coast (11-25-14)

Blocked Shots

Season
Career

Minutes Played

Season 40 vs. San Diego (12-5-18)
Career 42 vs. Santa Clara (2-6-16)
42 vs. Gonzaga (1-2-16)



0 • DEVIN WATSON

GUARD • 6-1 • 183 • SENIOR - 1L
OCEANSIDE, CALIF. (SAN FRANCISCO)

Big Notes

- 1 of 5 players in the nation to average at least 15.0 points, 5.0 assists and 2.75 three-point field goals per game (through Dec. 29).
- Has scored or assisted on 40.1 percent over SDSU's field goals this year (59 field goals/64 assists: 123 of 307 field goals).
- Has five 20-point games on the season (SDSU has played 12 games total) and six games with at least seven assists.

NCAA Rankings (through Dec. 29)

- 55th in assists per game (5.3), 73rd in total assists (64), 79th in three-point field goal percentage (.413), 85th in minutes per game (34:25), 95th in three-point field goals per game (2.8)

Mountain West Rankings (through Dec. 29)

- 2nd in assists per game (5.3), 2nd in assists (64), 4th in minutes per game (34:25), 4th in assist-to-turnover ratio (2.0), 5th in three-point field goals per game (2.8), 5th in three-point field goal percentage (.413), T-5th in three-point field goals (33), T-5th in three-point field goal attempts (80)

Quick Hits

- In his last 33 games, he has made 71-of-163 three-point attempts (43.6 percent).
- Reached double figures in 27 of the last 35 games (13.0 ppg; 455 points).
- In his last 35 games, he has 150 assists and 72 turnovers (2.1 ast./TO ratio).
- Averaging 4.5 assists in his last 19 games (86 assists, 40 turnovers).
- In 18 away/neutral games last season, he averaged 13.4 points (241 points).
- Has reached double figures in scoring in 26 of his last 32 road/neutral games.
- Has eight games of at least 25 points in his career.
- Has multiple assists in 47 of his last 54 games.

Season Highlights

- Has scored in double figures in 10 of the team's 12 games (SDSU is 7-3 in those games), including five games with at least 20 points (4-1).
- Has three or more assists in 11 of the team's 12 games (7-4).
- Posted a team-high 20 points on 7-of-12 shooting in the opener against Arkansas-Pine Bluff... Made a career-high six three-pointers, going 6-for-10 from three-point range... Scored or assisted on 41.7 percentage of SDSU's field goals (10 of 24).
- Had 14 points and eight assists against Texas Southern.
- Averaged 14.7 points and 3.7 assists at the Maui Jim Maui Invitational... At the Maui led the team in minutes played (104, 34.7), three-pointers (9), assists (11, 3.7) and steals (3, 1.0), while ranking second in points (44, 14.7)... Had a team-high 15 points (5-8 FG, 3-6 3FG) against No. 1/1 Duke in the opener... Recorded 21 points and a game-high seven assists, playing a season-high 39 minutes in the win vs. Xavier. Scored or assisted on 46.2 percent of SDSU's field goals (12 of 26).
- Scored a season and game-high 23 points with seven assists at Illinois State... Scored or assisted on 51.9 percent of SDSU's field goals (14 of 27).
- Had a game-high 22 points vs. San Diego, playing all 40 minutes for his second career time as an Aztec (other time was Nov. 30, 2017 at San Diego)... Scored or assisted on a remarkable 66.7 percent SDSU's field goals (12 of 18).
- Finished with 13 points and seven assists at California... Scored or assisted on 41.4 percent of SDSU's field goals (12 of 29).
- Had 12 points and eight assists in just 25 minutes against Cal State Dominguez Hills.
- Had a big game against Brigham Young with 23 points, eight assists, four rebounds and three steals... Recorded his fifth 20-point game of the season (SDSU is 4-1 in those games)... Was 12-for-16 from the free-throw line, setting season high in both marks.

2018-19 GAME-BY-GAME STATISTICS

Opponent	GS	FG	3FG	FT	O-D-R	PF	TP	A	TO	B	S	MP
Arkansas-Pine Bluff	*	7-12	6-10	0-0	0-4-4	1	20	3	3	0	1	38
Texas Southern	*	5-12	1-4	3-4	0-2-2	1	14	8	3	0	0	32
vs. (1/1) Duke	*	5-8	3-6	2-2	1-3-4	3	15	3	3	0	2	34
vs. Xavier	*	5-14	4-11	7-8	1-2-3	1	21	7	3	0	1	39
vs. Iowa State	*	3-11	2-6	0-0	1-1-2	0	8	1	2	0	0	31
Jackson State	*	4-11	2-7	0-0	0-3-3	1	10	4	2	0	2	33
at Illinois State	*	7-14	3-7	6-9	0-3-3	1	23	7	4	0	0	38
San Diego	*	9-14	3-6	1-2	0-2-2	2	22	3	4	0	0	40
at California	*	5-11	2-5	1-2	1-1-2	3	13	7	3	0	0	36
Cal State Dominguez Hills	*	4-9	4-6	0-0	1-1-2	0	12	8	1	0	1	25
Brigham Young	*	4-11	3-8	12-16	1-3-4	0	23	8	2	0	3	37
Brown	*	1-7	0-4	2-4	0-2-2	2	4	5	2	0	0	30
CSUN												
at Boise State												
Wyoming												
at Air Force												
New Mexico												
at Fresno State												
UNLV												
Air Force												
at San Jose State												
at New Mexico												
Utah State												
at Colorado State												
Boise State												
Nevada												
at UNLV												
at Utah State												
San Jose State												
Fresno State												
at Nevada												

MISCELLANEOUS STATS / SAN DIEGO STATE RECORD

Category	2018-19 Season		Career	
	Games	SDSU W/L	Games	SDSU W/L
Double-Figure Scoring	10	7-3	75*	23-10
Double-Figure Assists	0	0-0	0	0-0
Double-Doubles	0	0-0	0	0-0
Led SDSU in Scoring	5	3-2	14	9-5
Led SDSU in Rebounding	0	0-0	0	0-0
Led SDSU in Assists	10	6-4	22	12-10
20+ Point Games	5	4-1	28	7-2
15+ Point Games	6	4-2	42	10-5
5+ Assist Games	7	5-2	40	11-6
Consecutive Games	Current	Long		
Double-Figure Scoring	0	19		
With At Least 1 Assist	54	54		
Played 30 or More Minutes	2	19		

* - 42 double-digit scoring games came while at San Francisco.

► WATSON CAREER STATISTICS

Year	G-GS	Min.-Avg.	FG-FGA	Pct.	3P-3PA	Pct.	FT-FTA	Pct.	OR	DR	Reb	Avg.	PF-D	AT	TO	BS	ST	Pts	Avg.
14-15*	31-17	732-23.6	82-214	.383	16-64	.250	81-111	.730	13	39	52	1.7	58-2	78	59	0	31	261	8.4
15-16*	30-30	1,041-34.7	192-459	.418	65-186	.349	159-217	.733	9	65	74	2.5	53-2	146	89	0	27	608	20.3
17-18	33-33	1,031-31.2	130-319	.408	49-126	.389	95-126	.754	17	69	86	2.6	47-0	124	60	0	32	404	12.2
18-19	12-12	413-34.4	59-134	.440	33-80	.413	34-47	.723	6	27	33	2.8	15-0	64	32	0	10	185	15.4
Totals	106-92	3,217-30.3	463-1,126	.411	163-456	.357	369-501	.737	45	200	245	2.3	173-4	412	240	0	100	1,458	13.8

* - San Francisco

CAREER HIGHS

Points

Career 13 vs. CS Dominguez Hills (12-12-18)

Rebounds

Career 5 vs. CS Dominguez Hills (12-12-18)

Assists

Career 2 vs. CS Dominguez Hills (12-12-18)
2 vs. Xavier (11-20-18)

Field Goals

Career 3 vs. CS Dominguez Hills (12-12-18)

Field Goals Attempted

Career 4 vs. CS Dominguez Hills (12-12-18)

Three-Point Field Goals

Career 3 vs. CS Dominguez Hills (12-12-18)

Three-Point FG Attempted

Career 4 vs. CS Dominguez Hills (12-12-18)

Free Throws

Career 4 vs. CS Dominguez Hills (12-12-18)

Free Throws Attempted

Career 4 vs. CS Dominguez Hills (12-12-18)
4 vs. Jackson State (11-27-18)
4 vs. (1/1) Duke (11-19-18)

Steals

Career 3 vs. Jackson State (11-27-18)

Blocked Shots

Career

Minutes Played

Career 23 vs. CS Dominguez Hills (12-12-18)



2 • ADAM SEIKO

GUARD • 6-3 • 195 • FRESHMAN - RS
BOSTON, MASS. (SIERRA CANYON HIGH (CALIF.))

Quick Hits

- Pronounced SAY-ko.
- Made his collegiate debut against Arkansas-Pine Bluff in the opener on Nov. 6, scoring two points in 11 minutes.
- Redshirted last season.
- Rated a three-star player by Rivals at the time of his signing.
- Averaged 10.4 points (.430 3FG), 3.2 rebounds, 2.0 assists and 1.6 steals as a senior, according to MaxPreps.
- Helped SCHS to a 27-3 record (7-0 Gold Coast League), a No. 5 state ranking and a No. 15 national ranking in 2016-17, according to MaxPreps.

Season Highlights

- Is 6-for-12 (.500) from three-point range this season and 1-for-4 (.250) on two-point field goals.
- Has played at least 10 minutes in eight of the 11 games he has played this season.
- Scored his first career collegiate bucket - a runner in the lane - in his first career game against Arkansas-Pine Bluff, playing 11 minutes total off the bench.
- Scored 13 points (4.3 avg.) off the bench in the three games (most points off the bench for SDSU) at the Maui Jim Maui Invitational, going 3-for-5 (.600) from three-point range... Posted eight points (2-2 3PFG, 2-4 FT) against No. 1/1 Duke.
- Recorded three steals against Jackson State after not recording one over his first 58 minutes this season across five games, while adding a career-high three rebounds.
- Had career highs of 13 points, five rebounds and 23 minutes against Cal State Dominguez Hills, connecting on 3 of his 4 of his three-point field goal attempts and all four of his free throws.

2018-19 GAME-BY-GAME STATISTICS

Opponent	GS	FG	3FG	FT	O-D-R	PF	TP	A	TO	B	S	MP
Arkansas-Pine Bluff	1-2	0-1	0-0	0-0-0	0	2	0	0	0	0	0	11
Texas Southern	0-2	0-0	0-0	1-0-1	2	0	1	1	0	0	0	10
vs. (1/1) Duke	2-2	2-2	2-4	0-0-0	1	8	0	0	0	0	0	11
vs. Xavier	0-1	0-1	0-0	1-0-1	0	0	2	0	0	0	0	10
vs. Iowa State	1-2	1-2	2-2	0-0-0	1	5	0	1	0	0	0	16
Jackson State	0-0	0-0	3-4	0-3-3	1	3	1	1	0	3	3	15
at Illinois State	0-0	0-0	0-0	0-0-0	2	0	0	0	0	0	0	4
San Diego	0-2	0-1	0-0	0-0-0	1	0	0	0	0	1	1	11
at California	0-0	0-0	2-2	0-1-1	2	2	0	0	0	0	0	7
Cal State Dominguez Hills	3-4	3-4	4-4	0-5-5	1	13	2	1	0	0	0	23
Brigham Young	0-1	0-1	2-2	0-1-1	0	2	0	0	0	0	0	8
Brown	Did Not Play-CD											
CSUN												
at Boise State												
Wyoming												
at Air Force												
New Mexico												
at Fresno State												
UNLV												
Air Force												
at San Jose State												
at New Mexico												
Utah State												
at Colorado State												
Boise State												
Nevada												
at UNLV												
at Utah State												
San Jose State												
Fresno State												
at Nevada												

MISCELLANEOUS STATS / SAN DIEGO STATE RECORD

Category	2018-19 Season	
	Games	SDSU W/L
Double-Figure Scoring	1	1-0
15-Point Games	0	0-0
Led SDSU in Scoring	0	0-0
Led SDSU in Rebounding	0	0-0
Led SDSU in Assists	0	0-0
Multiple Steals	1	1-0
One Turnover or Less	11	7-4
Consecutive Games	Current	Long
Consecutive Games Played	0	11
Scoring A Point	3	3
One Turnover or Less	11	11

► SEIKO CAREER STATISTICS

Year	G-GS	Min.-Avg.	FG-FGA	Pct.	3P-3PA	Pct.	FT-FTA	Pct.	OR	DR	Reb	Avg.	PF-D	AT	TO	BS	ST	Pts	Avg.
18-19	11-0	126-11.5	7-16	.438	6-12	.500	15-18	.833	2	10	12	1.1	11-0	6	4	0	4	35	3.2

CAREER HIGHS

Points

Career 11 vs. Brown (12-29-18)

Rebounds

Career 5 vs. Brown (12-29-18)

Assists

Career 2 vs. Jackson State (11-27-18)

Field Goals

Career 4 vs. CS Dominguez Hills (12-12-18)

Field Goals Attempted

Career 8 vs. Brown (12-29-18)

Three-Point Field Goals

Career 1 vs. Brown (12-29-18)

Three-Point FG Attempted

Career 1 vs. Brown (12-29-18)
1 vs. San Diego (12-5-18)
1 vs. Jackson State (11-27-18)
1 vs. (1/1) Duke (11-19-18)

Free Throws

Career 4 vs. Brown (12-29-18)

Free Throws Attempted

Career 4 vs. Brown (12-29-18)
4 at Illinois State (12-1-18)

Steals

Career 1 vs. Brown (12-29-18)
1 vs. (1/1) Duke (11-19-18)

Blocked Shots

Career 1 vs. Jackson State (11-27-18)
1 vs. (1/1) Duke (11-19-18)

Minutes Played

Career 16 vs. San Diego (12-5-18)



3 • AGUEK AROP

FORWARD • 6-6 • 220 • FRESHMAN - HS
OMAHA, NEB. (OMAHA SOUTH PREP)

Quick Hits

- Pronounced uh-GWUK uh-ROPE.
- Made his collegiate debut in the 2018-19 opener against Arkansas Pine-Bluff.
- Named the 2016 Nebraska Gatorade Player of the Year after leading Omaha South Prep to a Class A state title and 28-1 record.
- In 2016-17, led Nebraska's Class A in points (17.1) and rebounds (9.8).
- Spent 2017-18 at The Skill Factory, a prep school outside of Atlanta, Ga., helping this team to a 44-6 record, averaging 21 points, 12 rebounds and four assists.

Season Highlights

- Is averaging 9.5 points and 4.0 rebounds over his last two games played (12.5 minutes per game).
- Has 29 rebounds on the season in just 106 minutes this season (10.9 rebounds per 40 minutes).
- Played nine minutes in the opener against Arkansas Pine-Bluff, his first career collegiate game.
- Had four rebounds and his first two points against Texas Southern before fouling out in 14 minutes.
- Grabbed four rebounds with his first career block and steal vs. No. 1/1 Duke at the Maui Jim Maui Invitational in eight minutes.
- Had four rebounds against Jackson State, while adding a career-high two assists.
- Had seven points and four rebounds in 12 minutes at Illinois State (entered the game with four points in 52 minutes of action on the season).
- Posted eight points in just 11 minutes against Cal State Dominguez Hills, making 4 of his 6 field goal attempts.
- Set a career high with 11 points in just 14 minutes against Brown after entering the game with 19 total points this season in 92 minutes... Also set a career high with five rebounds, while notching his second career steal.

2018-19 GAME-BY-GAME STATISTICS

Opponent	GS	FG	3FG	FT	O-D-R	PF	TP	A	TO	B	S	MP
Arkansas-Pine Bluff	0-0	0-0	0-0	1-1-2	1	0	0	0	0	0	0	9
Texas Southern	1-1	0-0	0-0	1-3-4	5	2	0	3	0	0	0	14
vs. Duke	1-3	0-1	0-0	0-4-4	1	2	0	0	1	1	1	8
vs. Xavier	Did Not Play-CD											
vs. Iowa State	0-1	0-0	0-0	0-1-1	1	0	1	0	0	0	0	8
Jackson State	0-1	0-1	0-0	0-4-4	1	0	2	1	1	0	0	13
at Illinois State	2-4	0-0	3-4	4-0-4	1	7	0	1	0	0	0	12
San Diego	0-2	0-1	0-0	1-1-2	1	0	1	1	0	0	0	16
at California	0-0	0-0	0-0	0-0-0	0	0	0	0	0	0	0	1
Cal State Dominguez Hills	4-6	0-0	0-0	1-2-3	2	8	0	2	0	0	0	11
Brigham Young	Did Not Play											
Brown	3-8	1-1	4-4	3-2-5	2	11	0	1	0	1	0	14
CSUN												
at Boise State												
Wyoming												
at Air Force												
New Mexico												
at Fresno State												
UNLV												
Air Force												
at San Jose State												
at New Mexico												
Utah State												
at Colorado State												
Boise State												
Nevada												
at UNLV												
at Utah State												
San Jose State												
Fresno State												
at Nevada												

MISCELLANEOUS STATS / SAN DIEGO STATE RECORD

Category	2018-19 Season Games	SDSU W/L
Double-Figure Scoring	1	0-1
Double-Doubles	0	0-0
10-Rebounding Games	0	0-0
Led SDSU in Scoring	0	0-0
Led SDSU in Rebounding	0	0-0
Led SDSU in Assists	0	0-0
Multiple Steals	0	0-0
One Turnover or Less	7	2-5
Consecutive Games	Current	Long
Consecutive Games Played	1	6
Without Fouling Out	8	8
Scoring A Point	2	2
One Turnover or Less	1	6

► AROP CAREER STATISTICS

Year	G-GS	Min.-Avg.	FG-FGA	Pct.	3P-3PA	Pct.	FT-FTA	Pct.	OR	DR	Reb	Avg.	PF-D	AT	TO	BS	ST	Pts	Avg.
18-19	10-0	106-10.6	11-26	.423	1-4	.250	7-8	.875	11	18	29	2.9	15-1	4	9	2	2	30	3.0

SEASON / CAREER HIGHS

Points

Season 2 vs. CS Dominguez Hills (12-12-18)
 Career 4 vs. SD Christian (11-10-17)

Rebounds

Season 1 vs. CS Dominguez Hills (12-12-18)
 Career 1 vs. CS Dominguez Hills (12-12-18)
 1 vs. Eastern Illinois (11-20-17)
 1 vs. SD Christian (11-10-17)

Assists

Season 2 vs. CS Dominguez Hills (12-12-18)
 Career 2 vs. CS Dominguez Hills (12-12-18)

Field Goals

Season
 Career 1 vs. San José State (1-9-18)
 1 vs. SD Christian (11-10-17)

Field Goals Attempted

Season 2 vs. Texas Southern (11-14-18)
 Career 2 vs. Texas Southern (11-14-18)
 2 vs. Colorado State (1-24-18)

Three-Point Field Goals

Season
 Career

Three-Point FG Attempted

Season 1 vs. Texas Southern (11-14-18)
 Career 2 vs. Colorado State (1-24-18)

Free Throws

Season 2 vs. CS Dominguez Hills (12-12-18)
 Career 2 vs. CS Dominguez Hills (12-12-18)
 2 vs. SD Christian (11-10-17)

Free Throws Attempted

Season 2 vs. CS Dominguez Hills (12-12-18)
 Career 2 vs. CS Dominguez Hills (12-12-18)
 2 vs. Bradley (12-3-17)
 2 vs. SD Christian (11-10-17)

Steals

Season 1 vs. CS Dominguez Hills (12-12-18)
 1 vs. (1/1) Duke (11-19-18)
 Career 1 vs. CS Dominguez Hills (12-12-18)
 1 vs. (1/1) Duke (11-19-18)
 1 vs. San José State (1-9-18)
 1 vs. Sacramento State (11-23-17)

Blocked Shots

Season
 Career

Minutes Played

Season 7 vs. CS Dominguez Hills (12-12-18)
 Career 7 vs. CS Dominguez Hills (12-12-18)



4 • MICHAEL SOHIKISH

GUARD • 5-9 • 160 • SENIOR - SQ
 SAN DIEGO, CALIF. (UNIVERSITY CITY HIGH)

Quick Hits

- Pronounced so-HE-kish.
- Former team manager.
- Played in 11 games last season and in 17 for his career (six this season).
- Has just three turnovers in 49 career minutes of action.
- Named team co-captain for the Centurions and was a San Diego Union-Tribune All-Academic Team selection in 2013 and 2014.
- Led University City in scoring his final two seasons.
- During his senior season in 2014, he helped the Centurions to a 15-12 record, which was a seven-win improvement over the year before, while averaging 13.6 points, 5.6 assists and 2.1 steals.

Season Highlights

- Played the final two minutes of the game in the opener against Arkansas Pine-Bluff without recording a stat.
- Missed a pair of field goals in three minutes against Texas Southern.
- Had a steal in one minute of action vs. No. 1/1 Duke at the Maui Jim Maui Invitational.
- Recorded an assist in three minutes vs. Jackson State.
- Had two points and a career-high two assists against Cal State Dominguez.

2018-19 GAME-BY-GAME STATISTICS

Opponent	GS	FG	3FG	FT	O-D-R	PF	TP	A	TO	B	S	MP
Arkansas-Pine Bluff	0-0	0-0	0-0	0-0-0	0	0	0	0	0	0	0	2
Texas Southern	0-2	0-1	0-0	0-0-0	0	0	0	0	0	0	0	3
vs. Duke	0-0	0-0	0-0	0-0-0	0	0	0	0	0	0	1	1
vs. Xavier	Did Not Play-CD											
vs. Iowa State	Did Not Play-CD											
Jackson State	0-0	0-0	0-0	0-0-0	0	0	1	1	0	0	0	3
at Illinois State	Did Not Play-CD											
San Diego	Did Not Play-CD											
at California	Did Not Play-CD											
Cal State Dominguez Hills	0-0	0-0	2-2	0-1-1	4	2	2	0	0	1	1	7
Brigham Young	Did Not Play-CD											
Brown	0-0	0-0	0-0	0-0-0	0	0	0	0	0	0	0	6
CSUN												
at Boise State												
Wyoming												
at Air Force												
New Mexico												
at Fresno State												
UNLV												
Air Force												
at San Jose State												
at New Mexico												
Utah State												
at Colorado State												
Boise State												
Nevada												
at UNLV												
at Utah State												
San Jose State												
Fresno State												
at Nevada												

MISCELLANEOUS STATS / SAN DIEGO STATE RECORD

Category	2018-19 Season		Career	
	Games	SDSU W/L	Games	SDSU W/L
Double-Figure Scoring	0	0-0	0	0-0
Led SDSU in Scoring	0	0-0	0	0-0
Led SDSU in Rebounding	0	0-0	0	0-0
Led SDSU in Assists	0	0-0	0	0-0
Multiple Steals	0	0-0	0	0-0
One Turnover or Less	6	4-2	17	14-3
Consecutive Games	Current	Long		
Consecutive Games Played	1	5		
Without Fouling Out	17	17		
Scoring A Point	0	1		
One Turnover or Less	17	17		

► SOHIKISH CAREER STATISTICS

Year	G-GS	Min.-Avg.	FG-FGA	Pct.	3P-3PA	Pct.	FT-FTA	Pct.	OR	DR	Reb	Avg.	PF-D	AT	TO	BS	ST	Pts	Avg.
17-18	11-0	27-2.5	3-9	.333	0-4	.000	2-4	.500	0	2	2	0.2	3-0	2	2	0	2	8	0.7
18-19	6-0	22-3.7	0-2	.000	0-1	.000	2-2	1.000	0	1	1	0.2	4-0	3	1	0	2	2	0.3
Totals	17-0	49-2.9	3-11	.273	0-5	.000	4-6	.667	0	3	3	0.2	7-0	5	3	0	4	10	0.6

SEASON / CAREER HIGHS

Points	Season 26 vs. Xavier (11-20-18)
Career 26 vs. Xavier (11-20-18)	
Rebounds	Season 15 at Illinois State (12-1-18)
Career 15 at Illinois State (12-1-18)	
Assists	Season 5 at California (12-8-18)
5 vs. Arkansas-Pine Bluff (11-6-18)	
Career 5 at California (12-8-18)	
5 vs. Arkansas-Pine Bluff (11-6-18)	

Field Goals	Season 9 vs. Xavier (11-20-18)
Career 9 vs. Xavier (11-20-18)	

Field Goals Attempted	Season 14 vs. Brown (12-29-18)
14 at Illinois State (12-1-18)	
14 vs. Iowa State (11-21-18)	
14 vs. Xavier (11-21-18)	
Career 14 vs. Brown (12-29-18)	
14 at Illinois State (12-1-18)	
14 vs. Iowa State (11-21-18)	
14 vs. Xavier (11-21-18)	
14 vs. UNLV (2-17-18)	

Three-Point Field Goals	Season 3 vs. Xavier (11-20-18)
Career 3 vs. Xavier (11-20-18)	

Three-Point FG Attempted	Season 5 vs. Xavier (11-20-18)
Career 5 vs. Xavier (11-20-18)	

Free Throws	Season 6 at California (12-8-18)
6 vs. San Diego (12-5-18)	
Career 10 at San José State (2-24-18)	

Free Throws Attempted	Season 8 vs. San Diego (12-5-18)
8 vs. Xavier (11-20-18)	
Career 12 vs. Houston (3-15-18)	

Steals	Season 3 vs. Brown (12-29-18)
3 vs. Texas Southern (11-14-18)	
3 vs. Arkansas-Pine Bluff (11-6-18)	
Career 4 vs. San José State (1-9-18)	

Blocked Shots	Season 3 vs. Xavier (11-20-18)
Career 3 vs. Xavier (11-20-18)	
3 at San José State (2-24-18)	

Minutes Played	Season 39 at Illinois State (12-1-18)
Career 39 at Illinois State (12-1-18)	



5 • JALEN MCDANIELS

FORWARD • 6-10 • 195 • SOPHOMORE - 1L
FEDERAL WAY, WASH. (FEDERAL WAY HIGH)

Mountain West Rankings (through Dec. 29)

- 7th in rebounds per game (7.0), 7th in rebounds (84), 8th in defensive rebounds per game (5.2)

Quick Hits

- Tested the NBA waters last year, ultimately pulling his name from the draft on the last day.
- One of only four freshmen in the country last season to average 10.5 points, 7.5 rebounds and shoot 58 percent or better from the field.
- Had a team-high nine double-doubles last season as a redshirt freshman.
- Averaged 10.7 points, 8.0 rebounds and 2.0 assists, and shot 60.0 percent from the floor and 80.0 percent from the free-throw line at the 2018 MW tournament.
- Named MW Player of the Week on Feb. 19, 2018, after averaging 17.0 points, 8.0 rebounds, 2.0 assists and 1.5 steals, while shooting 60.9 percent from the field (14-23) and 75.0 percent from the free-throw line (6-8) in wins over Wyoming and UNLV.
- Posted two double-digit rebounding performances in the first nine games of his career. It was the most by an Aztec freshman since Kawhi Leonard had three in the first nine games of his career back in 2009-10.
- Committed one turnover or less in all but nine games last season.
- In his last 38 games he has connected on 180-of-330 field-goal attempts (54.5 percent), while averaging 12.8 points and 7.8 rebounds (488 points, 298 rebounds).
- Is averaging 14.6 points and 7.2 rebounds over his last 13 games (190 points, 93 rebounds).

Season Highlights

- Has led the team in rebounding in eight of the 12 games this season.
- Has scored in double figures in 11 of the 12 games this season.
- Has two 20-point games this season.
- Has at least 10 points and seven rebounds in six of the 12 games this season.
- Had a big opening night against Arkansas Pine-Bluff, scoring 15 points to go along with nine rebounds, a career-high five assists and three steals... Became just the fourth Aztec since the 1996-97 season to finish a game with at least 15 points, 9 rebounds, 5 assists and 3 steals (also Jamaal Franklin vs. Redlands on Dec. 30, 2011, Chase Tapley vs. Bryant on Nov. 11, 2011 and Kawhi Leonard vs. Wichita State on Dec. 4, 2010)... Ended up leading the team in rebounds (9), assists (5) and steals (3).
- Averaged 15.7 points, 6.7 rebounds and 1.7 blocks at the Maui Jim Maui Invitational, leading the team in each category... Scored a career-high 26 points (9-14 FG, 3-5 3FG, 5-8 FT) with eight rebounds and a career-high-tying three blocked shots in SDSU's 19-point come-from-behind victory vs. Xavier... Became the third Aztec since the 1996-97 season (fourth time overall) with at least 25 points, eight rebounds and three blocked shots in the same game (also Jamaal Franklin twice, Randy Holcomb once)... Made a career-high 3 three-pointers in the Xavier game after entering the game with just six for his career.
- Posted his first double-double of the season (10th of his career) with 12 points and 15 rebounds at Illinois State.
- Recorded his second career 20-point game at California, going for 20 points, six rebounds and five assists... Became just the 14th different Aztec since 1996-97 to record at least 20 points, six rebounds and five assists in the same game.
- Had 19 points, six rebounds, two blocked shots, two assists and three steals against Brown, making 2 of his 3 three-point attempts... After going 0-for-5 for two points in the first half, was 7-for-9 for 17 points in the second half... Became just the fifth Aztec since 1996-97 (seventh occasion overall) to record at least 19 points, six rebounds, two blocked shots, two assists and three steals in a game.

2018-19 GAME-BY-GAME STATISTICS

Opponent	GS	FG	3FG	FT	O-D-R	PF	TP	A	TO	B	S	MP
Arkansas-Pine Bluff	*	5-11	1-2	4-6	4-5-9	3	15	5	1	0	3	27
Texas Southern	*	5-12	1-2	3-4	2-7-9	4	14	1	3	0	3	23
vs. Duke	*	3-9	0-0	5-7	1-4-5	3	11	3	3	2	0	30
vs. Xavier	*	9-14	3-5	5-8	2-6-8	2	26	1	3	3	0	36
vs. Iowa State	*	5-14	0-3	0-1	2-5-7	4	10	1	1	0	0	27
Jackson State	*	6-10	0-2	2-2	1-2-3	2	14	4	7	0	1	26
at Illinois State	*	6-14	0-2	0-1	5-10-15	3	12	2	1	0	1	39
San Diego	*	3-9	0-3	6-8	1-7-8	5	12	2	4	0	0	29
at California	*	7-13	0-1	6-6	2-4-6	1	20	5	1	0	1	37
Cal State Dominguez Hills	*	5-13	2-3	1-2	2-4-6	1	13	4	0	0	0	22
Brightman Young	*	2-8	0-3	2-4	0-2-2	4	6	3	1	0	1	22
Brown	*	7-14	2-3	3-4	0-6-6	2	19	2	3	2	3	32
CSUN												
at Boise State												
Wyoming												
at Air Force												
New Mexico												
at Fresno State												
UNLV												
Air Force												
at San Jose State												
at New Mexico												
Utah State												
at Colorado State												
Boise State												
Nevada												
at UNLV												
at Utah State												
San Jose State												
Fresno State												
at Nevada												

MISCELLANEOUS STATS / SAN DIEGO STATE RECORD

Category	2018-19 Season		Career	
	Games	SDSU W/L	Games	SDSU W/L
Double-Figure Scoring	11	6-5	31	21-10
15-Point Games	4	2-2	14	10-4
20-Point Games	2	1-1	2	1-1
Double-Doubles	1	1-0	10	9-1
10-Rebounding Games	1	1-0	12	10-2
15-Rebounding Games	1	1-0	1	1-0
Led SDSU in Scoring	3	1-2	12	8-4
Led SDSU in Rebounding	8	4-4	26	20-6
Led SDSU in Assists	3	2-1	3	2-1
Multiple Steals	3	2-1	11	8-3
One Turnover or Less	6	4-2	29	21-8
Consecutive Games	Current	Long		
Double-Figure Scoring	1	11		
Double-Figure Rebounding	0	2		
Consecutive Games Played	45	45		
Without Fouling Out	4	24		
One Turnover or Less	0	11		
With a Three-Pointer	1	3		

► MCDANIELS CAREER STATISTICS

Year	G-GS	Min.-Avg.	FG-FGA	Pct.	3P-3PA	Pct.	FT-FTA	Pct.	OR	DR	Reb	Avg.	PF-D	AT	TO	BS	ST	Pts	Avg.
17-18	33-21	815-24.7	126-215	.586	4-19	.211	89-113	.788	74	174	248	7.5	77-1	29	36	19	27	345	10.5
18-19	12-12	350-29.2	63-141	.447	9-29	.310	37-53	.698	22	62	84	7.0	34-1	33	28	7	13	172	14.3
Totals	45-33	1,165-25.9	189-356	.531	13-48	.271	126-166	.759	96	236	332	7.4	111-2	62	64	26	40	517	11.5

SEASON / CAREER HIGHS

Points

Season 22 vs. Brigham Young (12-22-18)
 Career 31 vs. Eastern Illinois (11-20-17)

Rebounds

Season 6 vs. Jackson State (11-27-18)
 6 vs. Iowa State (11-21-18)
 Career 9 vs. Washington State (11-26-17)

Assists

Season 4 vs. Arkansas-Pine Bluff (11-6-18)
 Career 6 vs. California (12-9-17)

Field Goals

Season 9 vs. Brigham Young (12-22-18)
 Career 10 vs. Eastern Illinois (11-20-17)

Field Goals Attempted

Season 14 vs. Texas Southern (11-14-18)
 Career 14 vs. Texas Southern (11-14-18)
 14 vs. Eastern Illinois (11-20-17)

Three-Point Field Goals

Season 3 vs. Brigham Young (12-22-18)
 3 vs. CS Dominguez Hills (12-12-18)
 3 vs. Jackson State (11-27-18)
 Career 7 vs. Eastern Illinois (11-20-17)

Three-Point FG Attempted

Season 6 vs. CS Dominguez Hills (12-12-18)
 6 vs. Jackson State (11-27-18)
 Career 11 vs. Eastern Illinois (11-20-17)

Free Throws

Season 8 vs. San Diego (12-5-18)
 Career 8 vs. San Diego (12-5-18)

Free Throws Attempted

Season 10 vs. San Diego (12-5-18)
 Career 10 vs. San Diego (12-5-18)

Steals

Season 1 at Illinois State (12-1-18)
 1 vs. Jackson State (11-27-18)
 1 vs. Iowa State (11-21-18)
 1 vs. (1/1) Duke (11-19-18)
 1 vs. Texas Southern (11-14-18)
 1 vs. Arkansas-Pine Bluff (11-6-18)
 Career 3 vs. Nevada (3-9-18)
 3 vs. Boise State (2-27-18)
 3 vs. UNLV (2-17-18)
 3 vs. Eastern Illinois (11-20-17)

Blocked Shots

Season 1 vs. Jackson State (11-27-18)
 1 vs. Xavier (11-20-18)
 Career 3 vs. Air Force (2-3-18)

Minutes Played

Season 36 vs. Brigham Young (12-22-18)
 Career 36 vs. Brigham Young (12-22-18)
 36 vs. Gonzaga (12-21-17)



11 • MATT MITCHELL

FORWARD • 6-6 • 240 • SOPHOMORE - 1L
 RIVERSIDE, CALIF. (ROOSEVELT HIGH)

Big Notes

- Over the last three games (since Dec. 12), has 50 points, shooting 61.6 percent from the field (20-for-33) and 46.2 percent from three-point range (6-for-13).

Quick Hits

- Started 32 games as a true freshman, including 31 straight to end the year.
- Tied Devin Watson for the team lead in three-point field goals (49) last season.
- Last 21 games: 87-176 FG (49.4 percent).
- Has made 123 of his last 250 field-goal attempts (49.2 percent) over his last 28 games and 76-for-127 from two-point range (59.8 percent).
- Made at least one three-point field goal in 33 of his last 42 games.
- Entered the Eastern Illinois game (Nov. 20, 2017) having made just two of his first 18 shots (0-10 3FG) on the season before going for 31 points (10-14 FG, 7-11 3FG) in 29 minutes.

Season Highlights

- Has reached double digits in scoring in eight of the team's 12 games this season and at least nine points in 10 of 12 games.
- Has three 20-point games on the season (SDSU is 3-0) and five for his career (5-0).
- Has at least one three-pointer in nine of 12 games this year and multiple three-pointers in five games.
- Had 10 points, five rebounds and four assists in the opener against Arkansas Pine-Bluff, knocking down a pair of three-pointers.
- Led the team in scoring with 21 points, five rebounds and three assists vs. Texas Southern in just 22 minutes.
- Averaged 11.3 points per game while making 13 of 14 free-throws (.929) at the Maui Jim Maui Invitational... Led the team with 14 points, while adding six rebounds, against Iowa State in the fifth-place game.
- Had a game-high-tying 15 points with six rebounds and three assists vs. Jackson State, making 3 of 6 three-pointers.
- Scored 13 points against San Diego, buoyed by an 8-for-10 outing from the free-throw line... Both the eight made free-throws and 10 attempts were career highs.
- Had a game-high 20 points vs. Cal State Dominguez Hills, going 8-for-13 from the field (3-for-6 from three-point range), in just 23 minutes of action.
- Followed with 22 points against Brigham Young, making 9 of 12 shots from the floor, including 3 of 4 three-point attempts... Recorded his second straight 20-point game for the first time of his career.

2018-19 GAME-BY-GAME STATISTICS

Opponent	GS	FG	3FG	FT	O-D-R	PF	TP	A	TO	B	S	MP
Arkansas-Pine Bluff	*	3-9	2-5	2-2	1-4-5	1	10	4	4	0	1	29
Texas Southern	*	7-14	1-5	6-9	0-5-5	1	21	3	1	0	1	22
vs. Duke	*	3-9	0-4	5-6	1-2-3	4	11	0	2	0	1	27
vs. Xavier	*	3-5	1-3	2-2	0-1-1	3	9	1	1	1	0	15
vs. Iowa State	*	3-7	2-4	6-6	1-5-6	2	14	0	1	0	1	28
Jackson State	*	5-10	3-6	2-2	2-4-6	0	15	3	1	1	1	25
at Illinois State	*	3-9	0-4	3-7	1-1-2	4	9	1	2	0	1	20
San Diego	*	2-4	1-1	8-10	1-3-4	5	13	3	1	0	0	35
at California	*	3-9	1-4	0-0	1-3-4	4	7	3	3	0	0	23
Cal State Dominguez Hills	*	8-13	3-6	1-2	1-3-4	2	20	2	0	0	0	23
Brigham Young	*	9-12	3-4	1-3	0-2-2	2	22	2	0	0	0	36
Brown	*	3-8	0-3	2-4	0-1-1	2	8	1	3	0	0	27
CSUN												
at Boise State												
Wyoming												
at Air Force												
New Mexico												
at Fresno State												
UNLV												
Air Force												
at San Jose State												
at New Mexico												
Utah State												
at Colorado State												
Boise State												
Nevada												
at UNLV												
at Utah State												
San Jose State												
Fresno State												
at Nevada												

MISCELLANEOUS STATS / SAN DIEGO STATE RECORD

Category	2018-19 Season		Career	
	Games	SDSU W/L	Games	SDSU W/L
Double-Figure Scoring	8	5-3	28	17-11
15-Point Games	4	4-0	10	9-1
20-Point Games	3	3-0	5	5-0
Led SDSU in Scoring	4	3-1	10	7-3
Led SDSU in Rebounding	0	0-0	3	1-2
Led SDSU in Assists	1	0-1	4	1-3
Multiple Steals	0	0-0	10	9-1
One Turnover or Less	5	4-1	15	10-5
Consecutive Games	Current	Long		
Double-Figure Scoring	0	5		
Consecutive Games Played	45	45		
Without Fouling Out	3	14		
With A Steal	0	9		
One Turnover or Less	0	3		

► MITCHELL CAREER STATISTICS

Year	G-GS	Min.-Avg.	FG-FGA	Pct.	3P-3PA	Pct.	FT-FTA	Pct.	OR	DR	Reb	Avg.	PF-D	AT	TO	BS	ST	Pts	Avg.
17-18	33-32	874-26.5	116-258	.450	49-137	.358	65-85	.765	24	107	131	4.0	82-3	57	66	8	36	346	10.5
18-19	12-12	310-25.8	52-109	.477	17-49	.347	38-53	.717	9	34	43	3.6	30-1	23	19	2	6	159	13.3
Totals	45-44	1,184-26.3	168-367	.458	66-186	.355	103-138	.746	33	141	174	3.9	112-4	80	85	10	42	505	11.2

SEASON / CAREER HIGHS

Points

Season 16 vs. Texas Southern (11-14-18)
 Career 16 vs. Texas Southern (11-14-18)

Rebounds

Season 8 vs. Brigham Young (12-22-18)
 Career 8 vs. Brigham Young (12-22-18)

Assists

Season 2 vs. Brigham Young (12-22-18)
 2 vs. CS Dominguez Hills (12-12-18)
 2 vs. Iowa State (11-21-18)
 2 vs. Arkansas-Pine Bluff (11-6-18)
 Career 2 vs. Brigham Young (12-22-18)
 2 vs. CS Dominguez Hills (12-12-18)
 2 vs. Iowa State (11-21-18)
 2 vs. Arkansas-Pine Bluff (11-6-18)
 2 vs. UNLV (2-17-18)
 2 vs. Wyoming (2-14-18)
 2 vs. Colorado State (1-24-18)
 2 vs. San José State (1-9-18)
 2 vs. Washington State (11-26-17)

Field Goals

Season 5 vs. Jackson State (11-27-18)
 5 vs. Xavier (11-20-18)
 Career 5 vs. Jackson State (11-27-18)
 5 vs. Xavier (11-20-18)
 5 vs. Wyoming (2-14-18)

Field Goals Attempted

Season 7 vs. Brigham Young (12-22-18)
 7 vs. CS Dominguez Hills (12-12-18)
 7 vs. Xavier (11-20-18)
 Career 7 vs. CS Dominguez Hills (12-12-18)
 7 vs. Xavier (11-20-18)
 7 vs. San José State (1-9-18)
 7 vs. Sacramento State (11-23-17)

Three-Point Field Goals

Season 4 vs. Brigham Young (12-22-18)
 4 at California (12-8-18)
 Career 4 vs. Brigham Young (12-22-18)
 4 at California (12-8-18)
 4 vs. Wyoming (2-14-18)

Three-Point FG Attempted

Season 6 vs. Brigham Young (12-22-18)
 Career 6 vs. Brigham Young (12-22-18)

Free Throws

Season 7 vs. Texas Southern (11-14-18)
 Career 7 vs. Texas Southern (11-14-18)

Free Throws Attempted

Season 7 vs. Texas Southern (11-14-18)
 Career 7 vs. Texas Southern (11-14-18)

Steals

Season 4 vs. Jackson State (11-27-18)
 Career 4 vs. Jackson State (11-27-18)

Blocked Shots

Season 1 vs. Brown (12-29-18)
 1 vs. Texas Southern (11-14-18)
 Career 1 vs. Brown (12-29-18)
 1 vs. Texas Southern (11-14-18)
 1 at New Mexico (1-20-18)
 1 at Wyoming (12-27-17)
 1 vs. McNeese (11-17-17)

Minutes Played

Season 37 at California (12-8-18)
 Career 37 at California (12-8-18)



20 • JORDAN SCHAKEL

GUARD • 6-6 • 200 • SOPHOMORE - 11
 TORRANCE, CALIF. (BISHOP MONTGOMERY HIGH)

Big Notes

- Is 1 of 5 players in the country who is shooting at least 49 percent from the floor, 50 percent from three-point range and 90 percent from the free-throw line (min. 65 field goal attempts).
- Is tied for 17th in the country in free-throw percentage (.920, min. 25 free-throw attempts), having made his first 16 on the season and going 23-for-25 overall.

Quick Hits

- One of four players to see action in all 33 games last season.
- Made 27 three-pointers in 33 games last season.
- Has just 19 turnovers in 773 minutes for his career (0.98 turnovers per 40 minutes).
- Had one turnover or less in 36 straight games (584 minutes), before committing two vs. Brigham Young on Dec. 22, 2018.
- Out of 45 career games, he has committed more than one turnover just twice (both were two turnovers apiece).

Season Highlights

- Has five double-figure scoring games in 12 SDSU games this year after recording just one last season in 33 games.
- Earned his first career start in the opener against Arkansas-Pine Bluff, recording seven points, five rebounds, two assists and a steal in a then career-high 28 minutes, going 4-for-4 from the free-throw line.
- Followed with a career-high 16 points and seven rebounds in 25 minutes against Texas Southern... Became just the second Aztec to record at least 3 three-pointers, 7 rebounds and a perfect outing from the free-throw line (7-for-7) since the 1996-97 season (also Jamaal Franklin on March 16, 2012 vs. North Carolina State in the NCAA Tournament).
- Averaged 8.7 points and 3.3 rebounds per game at the Maui Jim Maui Invitational, making 6-of-14 three-pointers (.429)... His best game was against Xavier, when he scored 13 points to go along with five rebounds, going 5-for-7 from the field and 3-for-5 from three-point range.
- Came up with 15 points (5-for-6 FG, 2-for-3 3FG, 3-for-4 FT) and a career-high four steals against Jackson State (had two steals entering the game in his first 132 minutes of the season)... Missed his final free-throw attempt after making his first three, snapping his streak of 16 straight makes to start the season.
- Pumped in 14 points at California, going 4-for-5 from three-point range.
- Has 12 points and a career-high eight rebounds against Brigham Young, making 4 of 6 three-point attempts ... Led the team in rebounding for the second time of his career (out of 44 career games)... Committed a season-high two turnovers, snapping his streak of games with one turnover or less at 37 games.

2018-19 GAME-BY-GAME STATISTICS

Opponent	GS	FG	3FG	FT	O-D-R	PF	TP	A	TO	B	S	MP
Arkansas-Pine Bluff	*	1-6	1-4	4-4	1-4-5	1	7	2	1	0	1	28
Texas Southern	*	3-4	3-3	7-7	2-5-7	3	16	0	0	1	1	25
vs. Duke	*	1-5	1-4	2-2	2-2-4	4	5	1	1	0	0	26
vs. Xavier	*	5-7	3-5	0-0	0-5-5	5	13	1	1	0	0	31
vs. Iowa State	*	3-6	2-5	0-0	0-1-1	4	8	2	1	0	0	22
Jackson State	*	5-6	2-3	3-4	1-1-2	3	15	1	1	0	4	26
at Illinois State	*	1-3	1-2	0-0	0-7-7	5	3	0	0	0	0	25
San Diego	*	0-3	0-2	2-2	1-3-4	5	2	1	0	0	0	14
at California	*	4-6	4-5	2-2	0-2-2	4	14	1	1	0	0	37
Cal State Dominguez Hills	*	3-7	1-4	0-0	1-6-7	4	7	2	1	0	0	21
Brigham Young	*	4-7	4-6	0-0	3-5-8	2	12	2	2	0	1	35
Brown	*	2-5	2-4	3-4	0-3-3	1	9	2	1	1	2	28
CSUN												
at Boise State												
Wyoming												
at Air Force												
New Mexico												
at Fresno State												
UNLV												
Air Force												
at San Jose State												
at New Mexico												
Utah State												
at Colorado State												
Boise State												
Nevada												
at UNLV												
at Utah State												
San Jose State												
Fresno State												
at Nevada												

MISCELLANEOUS STATS / SAN DIEGO STATE RECORD

Category	2018-19 Season		Career	
	Games	SDSU W/L	Games	SDSU W/L
Double-Figure Scoring	5	4-1	6	5-1
15-Point Games	2	2-0	2	2-0
Led SDSU in Scoring	1	1-0	1	1-0
Led SDSU in Rebounding	2	2-0	2	2-0
Led SDSU in Assists	1	0-1	1	0-1
Multiple Three-Pointers	7	4-3	15	9-6
One Turnover or Less	10	5-5	42	27-15
Consecutive Games	Current	Long		
Consecutive Games Played	45	45		
Without Fouling Out	4	18		
Scoring A Point	15	15		
At Least One Three-Pointer	4	7		
One Turnover or Less	1	36		

► SCHAKEL CAREER STATISTICS

Year	G-GS	Min.-Avg.	FG-FGA	Pct.	3P-3PA	Pct.	FT-FTA	Pct.	OR	DR	Reb	Avg.	PF-D	AT	TO	BS	ST	Pts	Avg.
17-18	33-0	455-13.8	33-100	.330	27-78	.346	13-19	.684	18	50	68	2.1	66-1	19	9	3	12	106	3.2
18-19	12-12	318-26.5	32-65	.492	24-47	.511	23-25	.920	11	44	55	4.6	41-3	15	10	2	9	111	9.3
Totals	45-12	773-17.2	65-165	.394	51-125	.408	36-44	.818	29	94	123	2.7	107-4	34	19	5	21	217	4.8

CAREER HIGHS

Points

Season
Career 30 vs. Colorado (2-15-18)

Rebounds

Season
Career 9 vs. Montana State (11-11-16)

Assists

Season
Career 11 vs. Arizona (1-31-18)

Field Goals

Season
Career 11 vs. Colorado (2-15-18)
11 vs. Utah Valley (11-30-16)

Field Goals Attempted

Season
Career 21 vs. Stanford (1-11-18)
21 vs. Texas Southern (11-12-17)

Three-Point Field Goals

Season
Career 7 vs. Stanford (1-11-18)

Three-Point FG Attempted

Season
Career 15 vs. Stanford (1-11-18)

Free Throws

Season
Career 7 vs. Oregon (3-1-18)
7 vs. Texas Southern (11-12-17)

Free Throws Attempted

Season
Career 10 vs. Texas Southern (11-12-17)

Steals


Season
Career 4 vs. Oregon (3-1-18)

Blocked Shots

Season
Career 1 vs. IUPUI (12-16-17)
1 at Idaho (12-6-17)
1 vs. San José State (11-27-16)

Minutes Played

Season
Career 42 vs. Oregon (3-7-18)



22 • MALACHI FLYNN

GUARD • 6-2 • 180 • JUNIOR - TR
TACOMA, WASH. (BELLARMINE PREP/WASHINGTON STATE)

Quick Hits

- Pronounced MAL-uh-ky.
- Will sit out the 2018-19 campaign after transferring from Washington State.
- Is coming off his best season in Pullman, averaging career highs in scoring (15.8), rebounding (2.3), assists (4.3) and steals (1.6).
- An all-Pac-12 Freshman Team honorable mention selection in 2016-17.
- Named to the Pac-12 All-Academic Second Team in 2017-18.
- Made a team-leading 77 three-pointers (seventh in WSU single-season history) last year, the most by a Cougar since Klay Thompson set the school record with 98 in 2011.
- Posted the 11th-best free throw percentage in WSU single-season history (.846) in 2017-18.
- Named Most Valuable Player of the Wooden Legacy, averaging 18.6 points and shooting 12-of-24 from 3-point range in three games, including 24 in the championship win over San Diego State.
- Ended the season scoring in double figures in nine of the final 11 games.
- Had a career-high 30 points in a win over Colorado (2-15-18).
- Compiled 1,625 career points at Bellarmine Prep in Tacoma, Wash., ranking second in school history.
- His 743 points in his final year set a Bellarmine Prep single-season scoring record, breaking the mark set by current NBA player, Avery Bradley, in 2008.
- As a senior, was named the Washington state player of the year for all classifications by the Associated Press, as well as the AP's State 4A Player of the Year and to the AP's first team all-State.

MISCELLANEOUS STATS / SAN DIEGO STATE RECORD

Category	2018-19 Season Games	SDSU W/L	Career Games	Career SDSU W/L
Double-Figure Scoring	0	0-0	38	
Double-Doubles	0	0-0	1	
Led SDSU in Scoring	0	0-0	0	
Led SDSU in Rebounding	0	0-0	0	
Led SDSU in Assists	0	0-0	0	
15+ Point Games	0	0-0	22	
20+ Point Games	0	0-0	12	
2+ Assist Games	0	0-0	51	
Consecutive Games	Current	Long		
Double-Figure Scoring	1	6		
With At Least 1 Assist	6	26		
Played 30 or More Minutes	1	6		

* - 38 double-digit scoring games came while at Washington State.

► FLYNN CAREER STATISTICS

* - Washington State

Year	G-GS	Min.-Avg.	FG-FGA	Pct.	3P-3PA	Pct.	FT-FTA	Pct.	OR	DR	Reb	Avg.	PF-D	AT	TO	BS	ST	Pts	Avg.
16-17*	31-31	1,027-33.1	104-263	.395	58-150	.387	36-49	.735	8	83	91	2.9	59-0	91	65	1	21	302	9.7
17-18*	31-30	1,035-33.4	162-392	.413	77-228	.338	88-104	.846	22	84	106	3.4	56-0	132	66	2	49	489	15.8
Totals	62-61	2,062-33.3	266-655	.406	135-378	.357	124-153	.810	30	167	197	3.2	115-0	223	131	3	70	791	12.8

CAREER HIGHS

Points

Career 3 vs. CS Dominguez Hills (12-12-18)
3 vs. Jackson State (11-27-18)
3 vs. Texas Southern (11-14-18)

Rebounds

Career 3 vs. CS Dominguez Hills (12-12-18)

Assists

Career 1 vs. CS Dominguez Hills (12-12-18)
1 vs. Jackson State (11-27-18)

Field Goals

Career 1 vs. CS Dominguez Hills (12-12-18)
1 vs. Jackson State (11-27-18)
1 vs. Texas Southern (11-14-18)

Field Goals Attempted

Career 4 vs. CS Dominguez Hills (12-12-18)

Three-Point Field Goals

Career 1 vs. CS Dominguez Hills (12-12-18)
1 vs. Jackson State (11-27-18)
1 vs. Texas Southern (11-14-18)

Three-Point FG Attempted

Career 3 vs. CS Dominguez Hills (12-12-18)

Free Throws

Career

Free Throws Attempted

Career

Steals


Career

Blocked Shots

Career 2 vs. Jackson State (11-27-18)

Minutes Played

Career 7 vs. CS Dominguez Hills (12-12-18)



23 • ED CHANG

FORWARD • 6-8 • 215 • FRESHMAN - HS
PAPILLION, NEB. (GARFIELD HIGH (WASH.))

Quick Hits

- Was a two-time all-state selection in Nebraska who averaged 18.1 points, 7.7 rebounds, 4.0 blocked shots and 1.2 steals as junior for Papillion La Vista.
- During his junior campaign, he reached the 1,000-point mark for his career and led the Monarchs to a 2016-17 Class A runner-up finish.
- Averaged 15.9 points and 9.5 rebounds as a sophomore.
- Did not play his senior year after moving to Washington, but was the No. 1 player in the state of Nebraska at the time of his relocation.

Season Highlights

- Has played in six games for a total of 28 minutes, making 3 three-pointers and adding two blocks.
- After not playing against Arkansas-Pine Bluff, made his collegiate debut late vs. Texas Southern, making a three-pointer on his only shot attempt and adding a defensive rebound in three minutes of action.
- Had a three-pointer and his first two career blocks in five minutes vs. Jackson State.
- Recorded three points and three boards in seven minutes vs. Cal State Dominguez Hills.

2018-19 GAME-BY-GAME STATISTICS

Opponent	GS	FG	3FG	FT	O-D-R	PF	TP	A	TO	B	S	MP
Arkansas-Pine Bluff	Did Not Play-CD											
Texas Southern	1-1	1-1	0-0	0-0	0-1-1	0	3	0	0	0	0	3
vs. Duke	0-0	0-0	0-0	0-0	0-0-0	0	0	0	0	0	0	4
vs. Xavier	Did Not Play-CD											
vs. Iowa State	0-1	0-1	0-0	0-0	0-0-0	0	0	0	0	0	0	3
Jackson State	1-2	1-2	0-0	0-0	0-0-0	0	3	1	1	2	0	5
at Illinois State	Did Not Play-CD											
San Diego	Did Not Play-CD											
at California	Did Not Play-CD											
Cal State Dominguez Hills	1-4	1-3	0-0	0-3	0-3-3	0	3	1	0	0	0	7
Brigham Young	Did Not Play-CD											
Brown	0-0	0-0	0-0	0-0	0-1-1	0	0	0	2	0	0	0
CSUN												
at Boise State												
Wyoming												
at Air Force												
New Mexico												
at Fresno State												
UNLV												
Air Force												
at San Jose State												
at New Mexico												
Utah State												
at Colorado State												
Boise State												
Nevada												
at UNLV												
at Utah State												
San Jose State												
Fresno State												
at Nevada												

MISCELLANEOUS STATS / SAN DIEGO STATE RECORD

Category	2018-19 Season	
	Games	SDSU W/L
Double-Figure Scoring	0	0-0
Led SDSU in Scoring	0	0-0
Led SDSU in Rebounding	0	0-0
Led SDSU in Assists	0	0-0
Multiple Three-Pointers	0	0-0
One Turnover or Less	5	3-2
Consecutive Games	Current	Long
Consecutive Games Played	1	2
Scoring A Point	0	2
One Turnover or Less	0	5

▶ CHANG CAREER STATISTICS

Year	G-GS	Min.-Avg.	FG-FGA	Pct.	3P-3PA	Pct.	FT-FTA	Pct.	OR	DR	Reb	Avg.	PF-D	AT	TO	BS	ST	Pts	Avg.
18-19	6-0	28-4.7	3-8	.375	3-7	.429	0-0	.000	0	5	5	0.8	0-0	2	3	2	0	9	1.5

SEASON / CAREER HIGHS

Points

Season 11 vs. Jackson State (11-27-18)
Career 18 vs. Wyoming (2-14-18)

Rebounds

Season 7 vs. CS Dominguez Hills (12-12-18)
Career 7 vs. CS Dominguez Hills (12-12-18)
7 vs. Washington State (11-26-17)
7 vs. SD Christian (11-10-17)

Assists

Season 2 vs. CS Dominguez Hills (12-12-18)
Career 2 vs. CS Dominguez Hills (12-12-18)
2 vs. UNLV (2-17-18)
2 vs. Bradley (12-3-17)

Field Goals

Season 4 vs. CS Dominguez Hills (12-12-18)
Career 8 vs. Wyoming (2-14-18)

Field Goals Attempted

Season 5 vs. CS Dominguez Hills (12-12-18)
Career 10 vs. Wyoming (2-14-18)

Three-Point Field Goals

Season 1 vs. Brigham Young (12-22-18)
1 vs. Jackson State (11-27-18)
Career 1 vs. Brigham Young (12-22-18)
1 at San José State (2-24-18)
1 vs. UNLV (2-17-18)
1 vs. Wyoming (2-14-18)
1 vs. McNeese (11-17-17)
1 at Utah State (2-15-17)

Three-Point FG Attempted

Season 1 vs. Brigham Young (12-22-18)
1 vs. Jackson State (11-27-18)
1 vs. Xavier (11-20-18)
Career 2 vs. UNLV (2-17-18)

Free Throws

Season 4 vs. Jackson State (11-27-18)
Career 4 vs. Jackson State (11-27-18)
4 vs. Boise State (2-27-18)

Free Throws Attempted

Season 4 vs. Jackson State (11-27-18)
4 vs. Texas Southern (11-14-18)
Career 4 vs. Jackson State (11-27-18)
4 vs. Texas Southern (11-14-18)
4 vs. Boise State (2-27-18)
4 vs. Sacramento State (11-23-17)

Steals

Season 1 vs. Jackson State (11-27-18)
1 vs. Xavier (11-20-18)
1 vs. (1/1) Duke (11-19-18)
Career 2 vs. Bradley (12-3-17)

Blocked Shots

Season 1 vs. Brown (12-29-18)
1 vs. CS Dominguez Hills (12-12-18)
1 vs. Iowa State (11-21-18)
1 vs. Xavier (11-20-18)
1 vs. Texas Southern (11-14-18)
Career 1 vs. Brown (12-29-18)
1 vs. CS Dominguez Hills (12-12-18)
1 vs. Iowa State (11-21-18)
1 vs. Xavier (11-20-18)
1 vs. Texas Southern (11-14-18)
1 at San José State (2-24-18)
1 vs. Fresno State (1-17-18)
1 vs. Washington State (11-26-17)

Minutes Played

Season 19 vs. Xavier (11-20-18)
Career 24 vs. Sacramento State (11-23-17)



24 • NOLAN NARAIN

FORWARD • 6-10 • 230 • JUNIOR - 2L
HAMILTON, ONTARIO, CANADA (LA LUMIERE SCHOOL (IND.))

Big Notes

- Leads the Mountain West in field goal percentage (.739, min. 23 FGA) and ranks 16th in the nation.
- Has San Diego State's top-2 single-season field goal percentages since 1996 (min. 23 att.), including 73.9 percent this season and 68.8 percent last season.

Quick Hits

- Last 19 games played: 4.8 points (91 points), 2.5 rebounds (48 rebounds), 68.0 percent from field (34-50), 11.5 minutes (218).
- More than 40 percent of his career rebounds have come on the offensive side (38 of 88; 43.2 percent).
- Set career highs in every statistical category in 2017-18.
- Played in nine of the final 12 games of the 2017-18 season (5.0 points, 10.2 minutes).
- Scored 18 points vs. Wyoming (2-14-18) after only scoring 12 points in seven Mountain West games entering the contest vs. the Cowboys.
- Scored in 17 of his last 23 games played.
- Grabbed at least one rebound in 33 of his last 40 outings.
- Only missed 20 shots last season.

Season Highlights

- Has made a remarkable 17 of 23 shot attempts this season (73.9 percent).
- Has made 10 of his last 12 field goal attempts (.833).
- In 11 minutes off the bench in the opener against Arkansas-Pine Bluff, recorded four points (2 of 3 FG) and three rebounds.
- Had eight points (3-for-3 FG) and five rebounds in 13 minutes vs. Texas Southern.
- Had four points, five rebounds, one blocked shot, one assist and one steal in SDSU's 19-point come-from-behind win over Xavier... Was the team's only player to record at least one point, rebound, blocked shot, assist and steal in the game.
- Had a season-high 11 points in 12 minutes off the bench against Jackson State, which was his first double-digit scoring game of the season and third of his career.
- Did not travel to the Illinois State game (flu) and only played four minutes the next game against San Diego because of the illness.
- Had a big game vs. Cal State Dominguez Hills, recording nine points and seven rebounds in just 13 minutes, making 4 of 5 shots.
- Had a productive game against Brigham Young in just eight minutes with five points (2-for-2 FG, 1-for-1 3PPG) and two rebounds.

2018-19 GAME-BY-GAME STATISTICS

Opponent	GS	FG	3FG	FT	O-D-R	PF	TP	A	TO	B	S	MP
Arkansas-Pine Bluff	2-3	0-0	0-0	1-2-3	4	4	1	2	0	0	0	11
Texas Southern	3-3	0-0	2-4	3-2-5	1	8	1	0	1	0	1	13
vs. Duke	0-1	0-0	0-2	0-2-2	3	0	0	1	0	1	0	18
vs. Xavier	2-3	0-1	0-0	2-3-5	3	4	1	1	1	1	1	19
vs. Iowa State	0-1	0-0	0-0	0-3-3	2	0	1	3	1	0	0	16
Jackson State	3-4	1-1	4-4	3-1-4	2	11	0	1	0	1	0	12
at Illinois State	Did Not Travel-Flu											
San Diego	0-0	0-0	0-0	0-0-0	1	0	0	0	0	0	0	4
at California	1-1	0-0	0-1	1-1-2	1	2	0	1	0	0	0	11
Cal State Dominguez Hills	4-5	0-0	1-2	3-4-7	1	9	2	2	1	0	0	13
Brigham Young	2-2	1-1	0-1	2-0-2	1	5	1	1	0	0	0	8
Brown	0-0	0-0	1-2	0-0-0	1	1	0	0	1	0	0	7
CSUN												
at Boise State												
Wyoming												
at Air Force												
New Mexico												
at Fresno State												
UNLV												
Air Force												
at San Jose State												
at New Mexico												
Utah State												
at Colorado State												
Boise State												
Nevada												
at UNLV												
at Utah State												
San Jose State												
Fresno State												
at Nevada												

MISCELLANEOUS STATS / SAN DIEGO STATE RECORD

Category	2018-19 Season		Career Games	Career SDSU W/L
	Games	SDSU W/L		
Double-Figure Scoring	1	1-0	3	2-1
15-Point Games	0	0-0	1	1-0
Led SDSU in Scoring	0	0-0	1	1-0
Led SDSU in Rebounding	1	1-0	1	1-0
Led SDSU in Assists	0	0-0	0	0-0
Multiple Steals	0	0-0	1	1-0
One Turnover or Less	8	4-4	36	24-12
Consecutive Games	Current	Long		
Consecutive Games Played	5	10		
Without Fouling Out	43	43		
Scoring A Point	0	5		
One Turnover or Less	2	13		

► NARAIN CAREER STATISTICS

Year	G-GS	Min.-Avg.	FG-FGA	Pct.	3P-3PA	Pct.	FT-FTA	Pct.	OR	DR	Reb	Avg.	PF-D	AT	TO	BS	ST	Pts	Avg.
16-17	9-0	55-6.1	6-18	.333	1-4	.250	0-0	.000	2	7	9	1.0	9-0	0	3	0	1	13	1.4
17-18	23-1	248-10.8	44-64	.688	4-11	.364	15-23	.652	21	25	46	2.0	37-0	7	18	3	5	107	4.7
18-19	11-0	132-12.0	17-23	.739	2-3	.667	8-16	.500	15	18	33	3.0	20-0	7	12	5	3	44	4.0
Totals	43-1	435-10.1	67-105	.638	7-18	.389	23-39	.590	38	50	88	2.0	66-0	14	33	8	9	164	3.8

CAREER HIGHS

Points

Career 11 vs. Texas Southern (11-14-18)

Rebounds

Career 11 vs. Jackson State (11-27-18)

Assists

Career 2 vs. Texas Southern (11-14-18)

Field Goals

Career 3 vs. Brown (12-29-18)
3 vs. Brigham Young (12-22-18)
3 vs. CS Dominguez Hills (12-12-18)
3 vs. Texas Southern (11-14-18)

Field Goals Attempted

Career 5 vs. CS Dominguez Hills (12-12-18)
5 vs. Jackson State (11-27-18)

Three-Point Field Goals

Career

Three-Point FG Attempted

Career

Free Throws

Career 5 vs. Texas Southern (11-14-18)

Free Throws Attempted

Career 6 vs. Texas Southern (11-14-18)

Steals

Career 1 vs. CS Dominguez Hills (12-12-18)
1 at Illinois State (12-1-18)
1 vs. Texas Southern (11-14-18)

Blocked Shots

Career 2 vs. Brown (12-29-18)
2 vs. San Diego (12-5-18)
2 vs. Texas Southern (11-14-18)

Minutes Played

Career 23 at Illinois State (12-1-18)



31 • NATHAN MENSAH

FORWARD • 6-10 • 225 • FRESHMAN - HS
ACCRA, GHANA (FINDLAY PREP (NEV.))

Big Notes

- Has 60 rebounds this year in just 188 minutes (12.8 rebounds per 40 minutes).
- Only 13 players in the country have more rebounds than his 60 in fewer minutes (188).

Quick Hits

- Pronounced men-ZAH.
- No relation to fellow freshman Joel Mensah.
- Prepped at powerhouse Findlay Prep in Nevada.
- Considered the 14th-best center nationally and a four-star signee by ESPN.
- Averaged 8.3 points, 7.0 rebounds and 1.5 blocked shots in 2017-18 at for a 32-5 Findlay Prep team.
- Prior to his time at Findlay, played at Prolific Prep in Napa, Calif., where he led the 2016-17 squad to a 29-2 record, a No. 13 national ranking and a No. 4 rating in the state.

Season Highlights

- Leads San Diego State with 13 blocked shots, despite playing the sixth-most minutes on the team.
- Has multiple rebounds in 11 of the 12 games this season, including five-plus in seven games.
- Had back-to-back games with double digits in rebounds (21 total) against Jackson State (11) and at Illinois State (10).
- Has at least one blocked shot in 10 of the 12 games.
- Made his collegiate debut in the opener against Arkansas-Pine Bluff, making two free-throws with three rebounds and a blocked shot in 13 turnover-free minutes.
- Had a breakout game in 20 minutes against Texas Southern, scoring 11 points with five rebounds, two blocked shots and two assists, going 3-for-4 from the field and 5-for-6 from the charity stripe.
- Grabbed 12 rebounds in 39 minutes off the bench at the Maui Jim Maui Invitational (12.3 rebounds per 40 minutes), including five apiece against Xavier and in the fifth-place game vs. Iowa State.
- Had a career-high 11 rebounds in just 14 minutes of action vs. Jackson State... Became SDSU's first player this season to reach double figures in rebounds, leading the team for the first time of his career... The 11 rebounds are tied for the fifth most in a game this season for a player that logged 14 or less minutes.
- Grabbed 10 rebounds and scored four points at Illinois State, recording this second straight double-digit rebounding game.
- Had eight points and six rebounds in 18 minutes against Cal State Dominguez Hills.
- Recorded nine points, a game-high seven rebounds and two blocked shots in 15 minutes vs. Brown.

2018-19 GAME-BY-GAME STATISTICS

Opponent	GS	FG	3FG	FT	O-D-R	PF	TP	A	TO	B	S	MP
Arkansas-Pine Bluff	0-2	0-0	2-4	1-2-3	1	2	0	0	1	0	13	
Texas Southern	3-4	0-0	5-6	2-3-5	2	11	2	1	2	1	20	
vs. Duke	0-3	0-0	0-0	1-1-2	2	0	1	0	0	0	10	
vs. Xavier	1-2	0-0	0-0	3-2-5	3	2	0	1	1	0	15	
vs. Iowa State	0-0	0-0	1-2	3-2-5	1	1	1	1	1	0	14	
Jackson State	2-5	0-0	1-3	1-10-11	2	5	0	1	1	0	14	
at Illinois State	1-3	0-0	2-2	4-6-10	4	4	0	1	1	1	23	
San Diego	2-2	0-0	2-5	2-1-3	3	6	0	0	2	0	16	
at California	2-2	0-0	2-2	0-1-1	0	6	1	0	0	0	12	
Cal State Dominguez Hills	3-5	0-0	2-3	2-4-6	1	8	0	2	1	1	18	
Brigham Young	3-3	0-0	0-0	0-2-2	3	6	0	1	1	0	18	
Brown	3-4	0-0	3-4	4-3-7	3	9	1	1	2	0	15	
CSUN												
at Boise State												
Wyoming												
at Air Force												
New Mexico												
at Fresno State												
UNLV												
Air Force												
at San Jose State												
at New Mexico												
Utah State												
at Colorado State												
Boise State												
Nevada												
at UNLV												
at Utah State												
San Jose State												
Fresno State												
at Nevada												

MISCELLANEOUS STATS / SAN DIEGO STATE RECORD

Category	2018-19 Season	
	Games	SDSU W/L
Double-Figure Scoring	1	1-0
15-Point Games	0	0-0
Double-Doubles	0	0-0
10-Rebounding Games	2	2-0
Led SDSU in Scoring	0	0-0
Led SDSU in Rebounding	2	1-1
Led SDSU in Assists	0	0-0
One Turnover or Less	9	5-4
Consecutive Games	Current	Long
Double-Figure Scoring	0	1
Double-Figure Rebounding	0	2
Consecutive Games Played	12	12
Without Fouling Out	12	12
Scoring A Point	9	9
One Turnover or Less	2	9

► N. MENS AH CAREER STATISTICS

Year	G-GS	Min.-Avg.	FG-FGA	Pct.	3P-3PA	Pct.	FT-FTA	Pct.	OR	DR	Reb	Avg.	PF-D	AT	TO	BS	ST	Pts	Avg.
18-19	12-0	188-15.7	20-35	.571	0-0	.000	20-31	.645	23	37	60	5.0	25-0	6	9	13	3	60	5.0

CAREER HIGHS

Points

Career 4 vs. Texas Southern (11-14-18)

Rebounds

Career 3 vs. Jackson State (11-28-18)

Assists

Career

Field Goals

Career 2 vs. Texas Southern (11-14-18)

Field Goals Attempted

Career 4 vs. Brown (12-29-18)

Three-Point Field Goals

Career

Three-Point FG Attempted

Career

Free Throws

Career 2 vs. Arkansas-Pine Bluff (11-6-18)

Free Throws Attempted

Career 3 vs. CS Dominguez Hills (12-12-18)

Steals

Career

Blocked Shots

Career

Minutes Played

Career 10 vs. CS Dominguez Hills (12-12-18)



35 • JOEL MENSAH

FORWARD • 6-10 • 215 • FRESHMAN - HS
ACCRA, GHANA (JSERRA CATHOLIC HIGH (CALIF.))

Big Notes

- Has played the 25th most minutes (39) in the country this season without a turnover.

Quick Hits

- Pronounced men-ZAH.
- No relation to fellow freshman Nathan Mensah.
- Averaged 15.9 points, 8.8 rebounds, 1.2 steals and 1.4 blocked shots in his final season at JSerra High.
- Was a four-star player, ranking No. 29 among all centers nationally, according to ESPN.

Season Highlights

- Has yet to commit a turnover in 39 minutes this season.
- Has played in seven of the team's 12 games.
- Played his first career game in the opener vs. Arkansas-Pine Bluff, scoring two points on a pair of free-throws in four minutes.
- Registered four points and two rebounds vs. Texas Southern.
- Had two points and a career-high three rebounds in six minutes vs. Jackson State.

2018-19 GAME-BY-GAME STATISTICS

Opponent	GS	FG	3FG	FT	O-D-R	PF	TP	A	TO	B	S	MP
Arkansas-Pine Bluff	0-2	0-0	2-2	0-0-0	1	2	0	0	0	0	0	4
Texas Southern	2-3	0-0	0-0	1-1-2	0	4	0	0	0	0	0	6
vs. Duke	0-2	0-0	0-0	0-0-0	0	0	0	0	0	0	0	4
vs. Xavier	Did Not Play-CD											
vs. Iowa State	0-1	0-0	1-2	0-0-0	0	1	0	0	0	0	0	3
Jackson State	1-2	0-0	0-0	0-3-3	0	2	0	0	0	0	0	6
at Illinois State	Did Not Play-CD											
San Diego	Did Not Play-CD											
at California	Did Not Play-CD											
Cal State Dominguez Hills	0-3	0-0	1-3	2-0-2	0	1	0	0	0	0	0	10
Brigham Young	Did Not Play-CD											
Brown	0-4	0-0	0-0	0-0-0	1	0	0	0	0	0	0	6
CSUN												
at Boise State												
Wyoming												
at Air Force												
New Mexico												
at Fresno State												
UNLV												
Air Force												
at San Jose State												
at New Mexico												
Utah State												
at Colorado State												
Boise State												
Nevada												
at UNLV												
at Utah State												
San Jose State												
Fresno State												
at Nevada												

MISCELLANEOUS STATS / SAN DIEGO STATE RECORD

Category	2018-19 Season	
	Games	SDSU W/L
Double-Figure Scoring	0	0-0
Led SDSU in Scoring	0	0-0
Led SDSU in Rebounding	0	0-0
Led SDSU in Assists	0	0-0
One Turnover or Less	7	4-3
Consecutive Games	Current	Long
Consecutive Games Played	1	3
Scoring A Point	0	3
One Turnover or Less	7	7

► J. MENSAH CAREER STATISTICS

Year	G-GS	Min.-Avg.	FG-FGA	Pct.	3P-3PA	Pct.	FT-FTA	Pct.	OR	DR	Reb	Avg.	PF-D	AT	TO	BS	ST	Pts	Avg.
18-19	7-0	39-5.6	3-17	.176	0-0	.000	4-7	.571	3	4	7	1.0	2-0	0	0	0	0	10	1.4

SEASON / CAREER HIGHS

Points

Season 19 at California (12-8-18)
Career 30 at Nevada (1-4-17)

Rebounds

Season 6 at California (12-8-18)
Career 7 vs. San José State (1-10-17)

Assists

Season 5 vs. CS Dominguez Hills (12-12-18)
Career 9 vs. Savannah State (11-28-16)

Field Goals

Season 7 at California (12-8-18)
7 at Illinois State (12-1-18)
Career 12 at Nevada (1-4-17)

Field Goals Attempted

Season 13 at Illinois State (12-1-18)
Career 25 at Nevada (1-4-17)

Three-Point Field Goals

Season 5 at California (12-8-18)
Career 7 at Grand Canyon (12-7-16)

Three-Point FG Attempted

Season 6 at California (12-8-18)
Career 12 at Nevada (1-4-17)

Free Throws

Season 5 vs. Brigham Young (12-22-18)
Career 10 vs. New Mexico (2-6-16)

Free Throws Attempted

Season 6 vs. Brigham Young (12-22-18)
6 vs. Jackson State (11-27-18)
Career 10 vs. New Mexico (2-6-16)

Steals

Season 3 vs. Brigham Young (12-22-18)
3 at Illinois State (12-1-18)
3 vs. Arkansas-Pine Bluff (11-6-18)
Career 4 at Wyoming (2-24-16)

Blocked Shots

Season 1 vs. Brown (12-29-18)
1 vs. Brigham Young (12-22-18)
1 at Illinois State (12-1-18)
1 vs. Arkansas-Pine Bluff (11-6-18)
Career 2 vs. Fresno State (3-8-18)
2 vs. San José State (1-10-17)
2 vs. California (11-21-16)
2 vs. Wyoming (12-30-15)
2 at Utah (11-16-15)

Minutes Played

Season 39 at Illinois State (12-1-18)
Career 39 at Illinois State (12-1-18)



42 • JEREMY HEMSLEY

GUARD • 6-3 • 195 • SENIOR - 3L
RANCHO CUCAMONGA, CALIF. (DAMIEN HIGH)

San Diego State Career Rankings

- 9th in three-point field goals (131), 9th in three-point field goal attempts (379), 12th in field goal attempts (976), 15th in field goals (414), 15th in minutes played (2,998), T-15th in games played (113), 16th in free-throw attempts (361), 17th in points (14th in DI history) (1,205), 18th in games started (75), 19th in free throws (246), 21st in assists (229)

Quick Hits

- Became the 32nd member of the school's 1,000-point club at UNLV (1-27-18).
- Is 76 for his last 172 from the field (44.2 percent) over his last 27 games.
- SDSU is 19-3 when he has at least four assists, 16-7 when he scores at least 15 points and 37-15 when he commits one turnover or less.
- Was 3-for-3 from three-point range at Colorado State (1-2-18), it was just the 19th time in the last 20 seasons that an Aztec player was perfect from beyond the arc (min: 3FGA) and the first time since Matt Shrigley on March 21, 2016.

Season Highlights

- Has reached double figures in scoring in seven of the team's 11 games.
- Has multiple assists in eight of the 12 games this season.
- Made 11 straight free-throw attempts over a period of four games from Nov. 14 (Texas Southern) to Nov. 21 (Iowa State).
- Had 14 points, three assists and three steals in a start in the opener against Arkansas-Pine Bluff, making 5 of 9 field goals.
- Was 10-for-10 from the free-throw line at the Maui Jim Maui Invitational, averaging 8.7 points per game... Had 12 points and a season-high four rebounds vs. No. 1/1 Duke.
- Recorded 17 points to go along with five rebounds, three assists and three steals at Illinois State, making 7 of 13 field goal attempts.
- Had a season-high 19 points with six rebounds at California, going 5-for-6 from three-point range and 7-for-11 from the floor ... The 5 three-point field goals were a season high.
- Had 12 of his 14 points in the first half against Brigham Young, while adding five rebounds and four assists.

2018-19 GAME-BY-GAME STATISTICS

Opponent	GS	FG	3FG	FT	O-D-R	PF	TP	A	TO	B	S	MP
Arkansas-Pine Bluff	*	5-9	2-5	2-4	0-1-1	1	14	3	1	1	3	28
Texas Southern	*	4-7	1-2	1-2	0-2-2	1	10	2	1	0	1	29
vs. Duke	*	4-11	0-4	4-4	0-4-4	2	12	0	3	0	1	28
vs. Xavier	*	1-5	0-1	2-2	0-1-1	1	4	4	2	0	0	35
vs. Iowa State	*	3-7	0-0	4-4	0-1-1	2	10	2	1	0	1	31
Jackson State	*	2-6	1-2	4-6	1-2-3	3	9	3	2	0	1	22
at Illinois State	*	7-13	2-5	1-3	2-3-5	4	17	3	5	1	3	39
San Diego	*	2-8	0-1	2-3	0-3-3	2	6	0	2	0	1	35
at California	*	7-11	5-6	0-0	3-3-6	2	19	1	2	0	1	37
Cal State Dominguez Hills	*	1-4	0-1	1-4	1-2-3	1	3	5	1	0	0	20
Brigham Young	*	4-9	1-3	5-6	1-4-5	2	14	4	4	1	3	36
Brown	*	0-4	0-2	0-0	0-2-2	2	0	1	1	1	0	29
CSUN												
at Boise State												
Wyoming												
at Air Force												
New Mexico												
at Fresno State												
UNLV												
Air Force												
at San Jose State												
at New Mexico												
Utah State												
at Colorado State												
Boise State												
Nevada												
at UNLV												
at Utah State												
San Jose State												
Fresno State												
at Nevada												

MISCELLANEOUS STATS / SAN DIEGO STATE RECORD

Category	2018-19 Season		Career Games	Career SDSU W/L
	Games	SDSU W/L		
Double-Figure Scoring	6	3-3	63	42-21
Double-Figure Assists	0	0-0	0	0-0
Double-Doubles	0	0-0	0	0-0
Led SDSU in Scoring	0	0-0	27	16-11
Led SDSU in Rebounding	1	0-1	1	0-1
Led SDSU in Assists	1	0-1	32	21-11
15+ Point Games	2	1-1	23	16-7
5+ Assist Games	1	1-0	13	12-1
One Turnover or Less	4	2-2	51	36-15
Consecutive Games	Current	Long		
Double-Figure Scoring	0	8		
With At Least 1 Assist	4	11		
Played 30 or More Minutes	0	4		

► HEMSLEY CAREER STATISTICS

Year	G-GS	Min.-Avg.	FG-FGA	Pct.	3P-3PA	Pct.	FT-FTA	Pct.	OR	DR	Reb	Avg.	PF-D	AT	TO	BS	ST	Pts	Avg.
15-16	37-25	1,014-27.4	147-342	.430	42-118	.356	107-141	.759	19	70	89	2.4	82-3	68	71	12	27	443	12.0
16-17	32-31	917-28.7	146-352	.415	56-150	.373	64-102	.627	16	62	78	2.4	67-1	66	64	9	20	412	12.9
17-18	32-7	698-21.8	81-188	.431	21-79	.266	49-80	.613	6	49	55	1.7	58-0	67	55	5	21	232	7.3
18-19	12-12	369-30.8	40-94	.426	12-32	.375	26-38	.684	8	28	36	3.0	23-0	28	25	4	15	118	9.8
Totals	113-75	2,998-26.5	414-976	.424	131-379	.346	246-361	.681	49	209	258	2.3	230-4	229	215	30	83	1,205	10.7



Game 1

San Diego State 76
Arkansas-Pine Bluff 60

Nov. 6, 2018 ♦ San Diego, Calif.
Viejas Arena ♦ Att.: 11,077

SAN DIEGO - Senior guard Devin Watson connected on a career-high six three-point field goals and had a team-high 20 points as San Diego State opened its 2018-19 campaign with a 76-60 victory over Arkansas-Pine Bluff at Viejas Arena.

It was the sixth straight season-opening win for SDSU and the Aztecs have now won 14 consecutive home openers (regardless of the game being a season opener).

San Diego State led 39-36 with 17:38 to play when the Aztecs went on a 15-2 run to open up a comfortable 16-point lead. Senior guard Jeremy Hemsley had seven points during the spurt and was one of three Aztecs (Jordan Schakel and Watson) to connect on a trey during the decisive run.

The lead grew to 23 points (following a 30-10 run) before the Aztecs settled for the 16-point final margin.

San Diego State's trademark stellar defense on full display, limited Arkansas-Pine Bluff to 35.7 percent field goal shooting and forced the Golden Lions into 18 turnovers.

Watson recorded his fifth game with the Aztecs with at least 20 points, a figure he has reached 24 times in his career. His six treys are the fourth most by an Aztec player in Viejas Arena history.

Hemsley added 14 points, three assists and three steals. Sophomore forward Jalen McDaniels narrowly missed a double-double with 15 points and team highs with nine rebounds and five assists. Sophomore forward Matt Mitchell rounded out four Aztec players in double figures with 10 points and five rebounds.

McDaniels became just the fourth Aztec player in the last 22 seasons to record at least 15 points, nine rebounds, five assists and three steals in a game, joining Jamaal Franklin, Kawhi Leonard and Chase Tapley.

Ark.-Pine Bluff	FG	3FG	FT	R	F	TP	A	TO	B	S	MP
Banyard	* 3-4	2-3	3-4	5	4	11	0	1	1	3	23
Banks	* 0-1	0-0	0-0	3	2	0	0	1	0	0	13
Robertson	* 0-1	0-0	0-0	1	0	0	1	1	0	0	11
Jackson	* 1-8	0-6	5-5	0	4	7	3	2	1	1	28
McKnight	* 12-26	5-10	0-0	8	1	29	1	6	0	2	39
Whitfield	0-1	0-0	0-0	0	0	0	0	0	0	0	3
Hardy	0-0	0-0	0-0	0	0	0	1	0	0	0	6
Wallace	0-2	0-1	0-0	1	0	0	0	0	0	0	7
Doss	3-11	1-7	4-5	5	3	11	2	0	0	1	29
Posey	0-1	0-1	0-0	1	1	0	1	0	0	1	9
Basseby	1-1	0-0	0-0	4	2	0	6	0	0	0	15
Smith	0-0	0-0	0-0	4	3	0	0	1	0	1	17
Team	5										
Totals	20-56	8-28	12-14	37	22	60	9	18	2	9	200

SDSU	FG	3FG	FT	R	F	TP	A	TO	B	S	MP
McDaniels	* 5-11	1-2	4-6	9	3	15	5	1	0	3	27
Mitchell	* 3-9	2-5	2-2	5	1	10	4	4	0	1	29
Watson	* 7-12	6-10	0-0	4	1	20	3	3	0	1	38
Schakel	* 1-6	1-4	4-4	5	1	7	2	1	0	1	28
Hemsley	* 5-9	2-5	2-4	1	1	14	3	1	1	3	28
Seiko	1-2	0-1	0-0	0	0	2	0	0	0	0	11
Arop	0-0	0-0	0-0	2	1	0	0	0	0	0	9
Sohikish	0-0	0-0	0-0	0	0	0	0	0	0	0	2
Narain	2-3	0-0	0-0	3	4	4	1	2	0	0	11
Mensah, N.	0-2	0-0	204	3	1	2	0	0	1	0	13
Mensah, J.	0-2	0-0	2-2	0	1	2	0	0	0	0	4
Team	3										
Totals	24-56	12-27	16-22	35	14	76	18	12	2	9	200

Halftime: San Diego State 36, Arkansas-Pine Bluff 29. **FG%:** San Diego State 42.9, Arkansas-Pine Bluff 35.7. **3FG%:** San Diego State 44.4, Arkansas-Pine Bluff 28.6. **FT%:** San Diego State 72.7, Arkansas-Pine Bluff 85.7. **Officials:** Michael Irving, Bill Vinovich, Steve Olson. **Technical:** Jalen McDaniels (San Diego State).



Game 2

San Diego State 103
Texas Southern 64

Nov. 14, 2018 ♦ San Diego, Calif.
Viejas Arena ♦ Att.: 10,507

SAN DIEGO - Six San Diego State players scored in double figures, including all five starters, as the Aztecs never trailed and cruised to a 103-64 victory over Texas Southern.

San Diego State, which improved to 2-0 for the first time in four seasons, received a game-high 21 points from Matt Mitchell. The sophomore also added five rebounds and three assists.

Classmate Jordan Schakel had a career-high 16 points on 3-of-3 three-point field goal shooting and 7-of-7 from the charity stripe, and had seven rebounds.

Sophomore Jalen McDaniels added 14 points and a game-high nine rebounds, while Devin Watson poured in 14 points and had eight assists for SDSU. Senior Jeremy Hemsley scored 10 points and freshman Nathan Mensah came off the bench to score 11 points and pull down five rebounds.

San Diego State scored the first eight points of the game and led by as many as 41 points in claiming the team's eighth straight home win.

The Aztecs produced its highest point total in nearly five years (118 vs. Saint Katherine College, Dec. 27, 2013) connected on 52.3 percent from the field and was 27-of-36 from the free throw line.

Meanwhile, SDSU limited the Tigers to 33.3 percent field goal shooting and forced 14 turnovers on the evening.

San Diego State won for the 68th straight time when shooting at least 50 percent from the field and has won 71 consecutive contests when shooting 50 percent and committing 13 or fewer turnovers.

Texas Southern	FG	3FG	FT	R	F	TP	A	TO	B	S	MP
Butler	* 1-5	0-2	0-1	1	1	2	2	3	0	0	22
Combs	* 7-12	0-1	1-2	9	3	15	0	2	0	0	32
Reed	* 3-11	1-3	0-0	6	5	7	0	3	0	0	14
Patterson	* 2-8	1-4	0-0	4	2	5	4	2	0	0	17
McClelland	* 1-5	0-2	1-2	2	2	3	2	0	0	1	27
Bruce	4-13	2-7	5-6	1	4	15	2	0	0	3	29
Jones	2-6	0-3	2-2	2	2	6	0	0	0	0	11
Hopkins	1-5	0-0	1-3	4	4	3	0	3	0	1	25
Armstrong	3-6	1-4	0-0	0	2	7	3	0	0	2	11
Lumpkin	0-0	0-0	0-0	1	0	0	1	0	0	0	3
Dobbins	0-1	0-0	1-2	2	2	1	0	1	0	0	9
Team	4										
Totals	24-72	5-26	11-18	36	27	64	14	14	0	7	200

SDSU	FG	3FG	FT	R	F	TP	A	TO	B	S	MP
McDaniels	* 5-12	1-2	3-4	9	4	14	1	3	0	3	23
Mitchell	* 7-14	1-5	6-9	5	1	21	3	1	0	1	32
Watson	* 5-12	1-4	3-4	2	1	14	8	3	0	0	22
Schakel	* 3-4	3-3	7-7	7	3	16	0	0	1	1	25
Hemsley	* 4-7	1-2	1-2	2	1	10	2	1	0	1	29
Seiko	0-2	0-0	0-0	1	2	0	1	1	0	0	10
Arop	1-1	0-0	0-0	4	5	2	0	3	0	0	14
Sohikish	0-2	0-1	0-0	0	0	0	0	0	0	0	3
Chang	1-1	1-1	0-0	1	0	3	0	0	0	0	3
Narain	3-3	0-0	2-4	5	1	8	1	0	1	0	13
Mensah, N.	3-4	0-0	5-6	5	2	11	2	1	2	1	20
Mensah, J.	2-3	0-0	0-0	2	0	4	0	0	0	0	6
Team	5										
Totals	34-65	8-18	27-36	48	20	103	18	13	4	7	200

Halftime: San Diego State 49, Texas Southern 28. **FG%:** San Diego State 52.3, Texas Southern 33.3. **3FG%:** San Diego State 44.4, Texas Southern 19.2. **FT%:** San Diego State 75.0, Texas Southern 61.1. **Officials:** Rick Batsell, Shawn Lehigh, Jimmy Casas. **Technical:** Trayvon Reed (Texas Southern).



Game 3

No. 1/1 Duke 90
San Diego State 64

Nov. 19, 2018 ♦ Lahaina, Hawaii
Lahaina Civic Center ♦ Att.: 2,400

LAHAINA, Hawaii - Duke made five of its first seven attempts from beyond the arc to build a 13-point advantage in the opening 10 minutes of the game and the top-ranked Blue Devils defeated San Diego State, 90-64, in the opening day of the Maui Jim Maui Invitational.

San Diego State held Duke without an opening possession and quickly got a transition follow basket from sophomore Matt Mitchell to put the Aztecs on top, 2-0. It was the only lead of the day for SDSU.

The Blue Devils feature one of the nation's most dangerous lineups and on this day that fearsome unit made nine first-half three-point field goals to build a 49-32 halftime advantage.

Senior Jeremy Hemsley and sophomore Jalen McDaniels made consecutive lay ups early in the second half to cut the deficit to 13, but the Aztecs were not able to draw any closer.

Despite the loss, there were plenty of positive takeaways for SDSU. The Aztecs made 27 trips to the line and drew 25 fouls on the Blue Devils. McDaniels and Mitchell tied for team-high honors by drawing five fouls apiece.

San Diego State was led by senior guard Devin Watson's 15 points. Hemsley added 12 points and McDaniels and Mitchell each chipped in with 11 points apiece.

Duke was led R.J. Barrett who had 20 points and five assists. The Aztecs held Zion Williams, a projected NBA lottery pick, to 13 points on 5-of-11 attempts from the line.

The game marked just the fourth all-time matchup between the Aztecs against the nation's top ranked team. On two occasions, the opponent has been the Blue Devils.

Duke	FG	3FG	FT	R	F	TP	A	TO	B	S	MP
Williamson	* 5-11	1-3	2-3	6	2	13	1	2	1	5	18
Reddish	* 6-10	2-5	2-3	2	3	16	2	2	0	1	21
Barrett	* 5-14	3-6	7-9	4	4	20	5	1	0	0	25
Bolden	* 1-1	0-0	2-4	4	3	4	0	0	1	0	16
Jones	* 6-7	2-2	0-3	1	1	14	2	2	0	1	23
Goldwire	0-3	0-2	1-2	0	1	1	0	1	0	0	16
O'Connell	2-3	0-1	0-0	4	0	4	0	3	0	0	17
Vrankovic	0-0	0-0	2-4	4	3	2	1	1	0	0	2
Robinson	1-2	0-1	0-0	2	1	2	0	1	1	0	8
DeLaurier	0-1	0-1	2-2	6	5	2	0	0	0	0	11
White	3-5	2-4	4-4	8	1	12	1	2	1	0	29
Buckmire	0-0	0-0	0-0	0	0	0	0	0	0	0	3
Besser	0-0	0-0	0-0	0	1	0	0	0	0	0	2
Team	2										
Totals	29-57	10-25	22-34	43	25	90	12	15	4	7	200

SDSU	FG	3FG	FT	R	F	TP	A	TO	B	S	MP
McDaniels	* 3-9	0-0	5-7	5	3	11	3	3	2	0	31
Mitchell	* 3-9	0-4	5-6	3	4	11	0	2	0	1	27
Watson	* 5-8	3-6	2-2	4	3	15	3	3	0	2	34
Schakel	* 1-5	1-4	2-2	4	4	5	1	1	0	0	26
Hemsley	* 4-11	0-4	4-4	4	2	12	0	3	0	1	28
Mensah, N.	0-3	0-0	0-0	2	2	0	1	0	0	0	10
Narain	0-1	0-0	2-2	3	0	0	1	0	1	0	18
Seiko	2-2	2-2	2-4	0	1	8	0	0	0	0	11
Arop	1-3	0-1	0-0	4	1	2	0	0	1	1	8
Chang	0-0	0-0	0-0	0	0	0	0	0	0	0	4
Mensah, J.	0-2	0-0	0-0	0	0	0	0	0	0	0	3
Sohikish	0-0	0-0	0-0	0	0	0	0	0	0	0	1
Team	2										
Totals	19-53	6-21	20-27	30	23	64	8	13	3	7	200

Halftime: Duke 49, San Diego State 32. **FG%:** Duke 50.9, San Diego State 35.8. **3FG%:** Duke 40.0, San Diego State 28.6. **FT%:** San Diego State 74.1, Duke 64.7. **Officials:** Roger Ayers, Paul Szelc, Tim Kelly. **Technical:** none.



Game 4

San Diego State 79
Xavier 74

Nov. 20, 2018 ♦ Lahaina, Hawaii
Lahaina Civic Center ♦ Att.: 2,400

LAHAINA, Hawaii - San Diego State made one of the most dramatic comebacks in school history, overcoming a 19-point deficit, to defeat Xavier, 79-74, on the second day of the Maui Jim Maui Invitational.

The Aztecs trailed 32-13 with 9:21 to play in the first half against a Musketeers' program that is the defending Big East Conference champions, was a No. 1-seed in the NCAA tournament and finished the campaign 29-6.

SDSU scored the next seven points as part of a 27-5 run to cut the deficit to three points at half.

After allowing the opening basket of the second half, the Aztecs went on a 17-2 run to open up a nine-point advantage. In all, SDSU outscored Xavier, 45-17, over approximately a 20-minute period in the middle of the game.

San Diego State was led by sophomore sensation Jalen McDaniels. McDaniels scored a career-high 26 points on the strength of 9-of-14 shooting, including a career-high three three-point field goals. He added eight rebounds and three blocked shots.

Senior guard Devin Watson tallied 21 points, including four three-point field goals, and added a game-high seven assists. Sophomore guard Jordan Schakel made three three's en route to a 13-point, five-rebound performance.

San Diego State shot 53.8 percent from the field and ran its winning streak to 68 games when shooting at least 50 percent from the floor. Equally impressive was the fact the Aztecs outbounded their bigger Big East opponent, 33-29.

The comeback was the third largest in SDSU recorded history and the largest in Brian Dutcher's tenure as SDSU's head coach.

Xavier raced out to the big lead by making eight of its first 10 and 13 of its first 19 field goal attempts. As if that was not bad enough, the Musketeers converted on five of its first seven attempts from beyond the arc.

Xavier	FG	3FG	FT	R	F	TP	A	TO	B	S	MP
Jones	* 4-6	0-0	0-2	5	4	8	0	1	1	1	15
Marshall	* 2-9	1-5	3-4	6	4	8	5	0	0	1	34
Scruggs	* 5-15	0-5	1-1	6	5	11	2	1	0	3	33
Castlin	* 1-3	1-3	0-0	2	3	2	2	0	1	1	11
Goodin	* 7-11	3-5	3-4	1	2	20	3	1	0	1	37
James	0-0	0-0	0-0	0	0	0	0	0	0	0	3
Weluge	0-2	0-2	0-0	1	0	0	0	2	0	0	14
Hankins	6-8	0-0	3-4	4	1	15	0	1	0	0	25
Harden	3-6	3-5	0-0	0	1	9	0	0	0	0	11
Kennedy	0-0	0-0	0-0	0	1	0	0	0	0	0	16
Team				6						3	
Totals	28-60	8-25	10-15	29	20	74	12	11	1	7	74

SDSU	FG	3FG	FT	R	F	TP	A	TO	B	S	MP
McDaniels	* 9-14	3-5	5-8	8	2	26	1	3	3	0	26
Mitchell	* 3-5	1-3	2-2	1	3	9	1	1	1	0	15
Watson	* 5-14	4-11	7-8	3	1	21	7	3	1	0	39
Schakel	* 5-7	3-5	0-0	5	5	13	1	1	0	0	31
Hemsley	* 1-5	0-1	2-2	1	1	4	4	2	0	0	35
Seiko	0-1	0-1	0-0	1	0	2	0	0	0	0	10
Mensah, N.	1-2	0-0	0-0	5	3	2	0	1	1	0	15
Narain	2-3	0-1	0-0	5	3	4	1	0	1	1	19
Team				4					2		
Totals	26-51	11-27	16-20	33	18	79	17	13	6	2	200

Halftime: Xavier 40, San Diego State 37. **FG%:** San Diego State 51.0, Xavier 46.7. **3FG%:** San Diego State 40.7, Xavier 32.0. **FT%:** San Diego State 80.0, Xavier 66.7. **Officials:** Pat Driscoll, Don Daily, Bernard Clinton. **Technical:** none.



Game 5

Iowa State 87
San Diego State 57

Nov. 21, 2018 ♦ Lahaina, Hawaii
Lahaina Civic Center ♦ Att.: 2,400

LAHAINA, Hawaii - For the third straight day San Diego State ran into a team that opened the game on fire and on this day the Aztecs did not have an answer.

Iowa State made three of its first four three-point field goal attempts of the game, had nine treys at intermission and 14 for the contest in an 87-57 victory over San Diego State in the fifth-place game on the Maui Jim Maui Invitational.

Unlike the previous two games, when San Diego State overcame hot shooting starts to compete for 40 minutes against top-ranked Duke or produce a historic comeback against Xavier the day before, SDSU did not have the legs to mount a comeback on this day.

Iowa State raced out to an 18-6 lead by the first media timeout and the Aztecs clawed back to a 20-16 deficit with 12:45 to play in the first half. The Cyclones then used a 12-2 run to open the lead up and SDSU got no closer than nine points the rest of the way.


Sophomore forward Matt Mitchell scored a team-high 14 points and added six rebounds. Sophomore forward Jalen McDaniels, who was limited to 27 minutes due to foul trouble, had 10 points and seven boards. Senior guard Jeremy Hemsley added 10 points on the day.

Iowa State was paced by Marial Shayok, who tallied 21 points on 8-of-12 shooting. Michael Jacobson added 19 points and eight rebounds, while Terrence Lewis came off the bench to score 16 points in 21 minutes of action.

SDSU	FG	3FG	FT	R	F	TP	A	TO	B	S	MP
McDaniels	* 5-14	0-3	0-1	7	4	10	1	1	0	0	27
Mitchell	* 3-7	2-4	6-6	6	2	14	0	1	0	1	28
Watson	* 3-11	2-6	0-0	2	0	8	1	2	0	0	31
Schakel	* 3-6	2-5	0-0	1	4	8	2	1	0	0	22
Hemsley	* 3-7	0-0	4-4	1	2	10	2	1	0	1	31
Narain	0-1	0-0	0-0	3	2	0	1	3	1	0	16
Mensah, N.	0-0	0-0	1-2	5	1	1	1	1	0	1	14
Arop	0-1	0-0	0-0	1	1	0	1	0	0	0	8
Chang	0-1	0-1	0-0	0	0	0	0	0	0	0	3
Seiko	1-2	1-2	2-2	0	1	5	0	1	0	0	16
Mensah, J.	0-1	0-0	1-2	0	0	1	0	0	0	0	3
Team				1							
Totals	18-51	7-21	14-17	27	17	57	9	11	2	2	200

Iowa State	FG	3FG	FT	R	F	TP	A	TO	B	S	MP
Jacobson	* 5-9	0-1	9-9	8	2	19	2	1	0	0	30
Weiler-Babb	* 3-9	3-7	0-0	7	1	9	6	0	0	1	34
Shayok	* 8-12	4-6	1-1	3	2	21	0	1	0	1	28
Horton-Tucker	* 1-11	0-4	2-3	7	1	4	5	0	0	2	30
Haliburton	* 3-7	3-7	0-0	8	3	9	1	1	2	2	38
Lewis	5-7	2-4	4-4	1	0	16	1	0	0	0	11
Griffin	1-2	1-2	1-3	1	1	4	0	0	0	1	6
Condit	1-1	0-0	0-0	2	4	2	0	1	0	0	11
Steyer	1-1	1-1	0-0	2	1	3	2	0	0	0	2
Team				2					2		
Totals	28-59	14-32	17-20	41	15	87	17	6	2	7	200

Halftime: Iowa State 46, San Diego State 32. **FG%:** Iowa State 47.5, San Diego State 35.3. **3FG%:** Iowa State 43.8, San Diego State 33.3. **FT%:** Iowa State 85.0, San Diego State 82.4. **Officials:** Eric Curry, Tom Kelly, Brian Dorsey. **Technical:** none.



Game 6

San Diego State 87
Jackson State 44

Nov. 27, 2018 ♦ San Diego, Calif.
Viejas Arena ♦ Att.: 10,453

SAN DIEGO - San Diego State dominated both ends of the court from the opening tip and recorded its widest margin of victory against a Division I opponent in 32 years as the Aztecs defeated Jackson State, 87-44.

The Aztecs, coming off a 30-point loss six days earlier, scored the first 11 points of the game, raced to a 24-5 advantage and built a 49-21 halftime lead.

Five San Diego State players scored in double figures, led by sophomores Matt Mitchell and Jordan Schakel. Mitchell had 15 points to go along with six rebounds and three assists and Schakel had 15 points and four steals.

Classmate Jalen McDaniels had 14 points and junior forward Nolan Narain came off the bench to add 11 points and four rebounds.

Offensively, San Diego State was efficient, connecting on 50.9 percent of its field goal attempts, including 57.6 percent of its two-point field goal attempts. The Aztecs had 20 assists on 29 field goal attempts.

San Diego State has now won 70 consecutive games when shooting 50 percent or better from the floor.

Defensively, the Aztecs limited Jackson State to 25.9 percent from the field, the lowest mark for an SDSU opponent in the Brian Dutcher era. This was just the 33rd time this season that a Division I opponent was held to less than 30 percent field goal shooting and was forced into more than 20 turnovers (23).

With the victory, San Diego State has followed each of its last four defeats with a victory in the next game.

Jackson State	FG	3FG	FT	R	F	TP	A	TO	B	S	MP
Johnson	* 0-5	0-0	0-0	2	4	0	1	1	1	0	17
McKinnis	* 0-2	0-0	0-0	1	1	0	0	1	2	0	17
Walls	* 2-9	0-3	2-4	3	2	6	0	5	0	4	28
Howell	* 3-10	0-2	3-4	5	2	9	3	3	1	2	27
Bozeman	* 2-6	2-4	3-4	4	2	9	0	3	0	1	24
Berry	0-1	0-1	0-0	0	0	0	0	0	0	0	5
Shelton	0-3	0-3	0-0	1	0	0	0	0	0	0	6
Walker	0-1	0-0	2-2	0	0	2	1	4	0	0	5
Howard	3-8	1-4	0-0	6	3	7	1	1	0	0	25
Brown	2-6	0-2	0-0	0	4	3	3	0	1	18	
Love	1-2	1-1	0-0	1	2	3	0	1	1	0	8
Spencer	2-4	0-0	0-0	5	3	4	0	0	0	1	19
Clopton	0-1	0-0	0-0	0	0	0	1	0	0	0	1
Team				1							
Totals	15-58	4-20	10-14	29	23	44	9	23	5	9	200

SDSU	FG	3FG	FT	R	F	TP	A	TO	B	S	MP
McDaniels	* 6-10	0-2	2-2	3	2	14	4	7	0	1	26
Mitchell	* 5-10	3-6	2-2	6	0	15	3	1	1	1	25
Watson	* 4-11	2-7	0-0	3	1	10	4	2	0	2	33
Schakel	* 5-6	2-3	3-4	2	3	15	1	1	0	4	26
Hemsley	* 2-6	1-2	4-6	3	3	9	3	2	0	1	22
Seiko	0-0	0-0	3-4	3	1	3	1	1	0	3	15
Arop	0-1	0-1	0-0	4	1	0	2	1	1	0	13
Sahikish	0-0	0-0	0-0	0	0	0	1	1	0	0	3
Chang	1-2	1-2	0-0	0	0	3	1	1	2	0	5
Narain	3-4	1-1	4-4	4	2	11	0	1	0	1	12
Mensah, N.	2-5	0-0	1-3	11	2	5	0	1	1	0	14
Mensah, J.	1-2	0-0	0-0	3	0	2	0	0	0	0	6
Team				2					2		
Totals	29-57	10-24	19-25	44	16	87	20	21	5	13	200

Halftime: San Diego State 49, Jackson State 21. **FG%:** San Diego State 50.9, Jackson State 25.9. **3FG%:** San Diego State 41.7, Jackson State 20.0. **FT%:** San Diego State 76.0, Jackson State 71.4. **Officials:** Kipp Kissinger, Brad Ferrie, Marques Pettigrew. **Technical:** San Diego State Bench.



Game 7

San Diego State 75
Illinois State 65

Dec. 1, 2018 ♦ Normal, Ill.
Redbird Arena ♦ Att.: 6,245

NORMAL, Ill. - San Diego State received strong play from its starting senior backcourt and used a relentless team effort on the glass and on the defensive end to pick up a road win at Illinois State, 75-65.

The game was part of the eighth annual Mountain West - Missouri Valley Challenge and the SDSU victory helped the Mountain West salvage a tie in the 10-games played between the teams this season.

The Aztecs snapped the Redbirds 10-game homecourt winning streak thanks in part to Devin Watson's season-high 23 points and game-high seven assists and classmate Jeremy Hemsley timely shooting en route to 17 points and five rebounds.

Possibly overlooked was another outstanding performance by sophomore Jalen McDaniels who reached double figures for a personal-best eighth straight game. McDaniels recorded his 10th career double-double with 12 points and a personal-high 15 rebounds.

The Aztecs had their best rebounding game of the season, with a 47-36 rebound advantage in the contest. It marked the second straight game in which the Aztecs enjoyed a double-digit advantage on the glass after being outrebounded in three of the first five contests of the season. The -11 rebound margin marked the worst of the season for the Redbirds.

SDSU limited Illinois State to 31.0 percent field goal shooting, its lowest percentage in nearly 21 months, since No. 21 Wichita State limited the Redbirds to 29.3 percent on March 5, 2017.

San Diego State led for 37:20 of the contest, including the entire second half. The Aztecs were never really in danger in the second half, but when Illinois State cut the deficit to 55-49 with 11:37 to play, the Aztecs responding with an 8-0 run. Hemsley converted on a basket and followed it with a try on the next possession and Watson made a three-pointer of his own to push the lead back to 14 points.

SDSU	FG	3FG	FT	R	F	TP	A	TO	B	S	MP
Watson	* 7-14	3-7	6-9	3	1	23	7	4	0	0	38
McDaniels	* 6-14	0-2	0-1	15	3	12	2	1	0	1	39
Mitchell	* 3-9	0-4	3-7	2	4	9	1	2	0	1	20
Schakel	* 1-3	1-2	0-0	7	5	3	0	0	0	0	25
Hemsley	* 7-13	2-5	1-3	5	4	17	3	5	1	3	39
Seiko	0-0	0-0	0-0	0	2	0	0	0	0	0	4
Arop	2-4	0-0	3-4	4	1	7	0	1	0	0	12
Mensah, N.	1-3	0-0	2-2	10	4	4	0	1	1	1	23
Team				1							
Totals	27-60	6-20	15-26	47	24	75	13	14	2	6	200

Illinois State	FG	3FG	FT	R	F	TP	A	TO	B	S	MP
Copeland	* 4-13	1-6	0-0	3	2	9	2	0	0	0	25
Evans	* 1-8	0-3	0-0	3	4	2	1	2	0	0	29
Fayne	* 2-8	0-0	12-15	3	5	16	1	0	0	1	31
Tinsley	* 2-7	0-5	2-2	6	2	6	1	0	1	3	27
Yarbrough	* 4-12	0-2	8-12	13	3	16	2	6	0	0	33
Gossman	0-1	0-1	0-0	0	1	0	0	1	0	1	9
Jefferson	4-7	4-7	2-2	1	3	14	1	2	0	0	32
Idowu	1-2	0-0	0-0	3	2	2	0	0	0	0	14
Team				4							
Totals	18-58	5-24	24-31	36	22	65	8	11	1	5	200

Halftime: San Diego State 37, Illinois State 32. **FG%:** San Diego State 45.0, Illinois State 31.0. **3FG%:** San Diego State 30.0, Illinois State 20.8. **FT%:** Illinois State 77.4, San Diego State 57.7. **Officials:** Eric Curry, Randy Heimerman, Tom O'Neil. **Technical:** Jeremy Hemsley (San Diego State).



Game 8

San Diego 73
San Diego State 61

Dec. 5, 2018 ♦ San Diego, Calif.
Viejas Arena ♦ Att.: 11,082

SAN DIEGO - San Diego connected on seven three-point field goals after intermission and shot 56.0 percent after the break to overcome a halftime deficit and defeat San Diego State, 73-61.

The Toreros snapped the Aztecs 11-game win streak in the series in games played indoors and won enemy ground for the first time since 2000.

The Aztecs played stellar defense in the first half, limiting USD to 35.7 percent field goal shooting and 0-for-11 from beyond the arc. Despite the strong performance on that side of the floor, the Aztecs, which led by as many as nine points, only entered halftime with a seven-point lead.

San Diego used a 16-5 run to open the second half to build a four-point advantage. The Aztecs took their final lead of the evening on a pair of free throws by sophomore Jordan Schakel with 10:57 to play.

USD responded with a 10-0 run to take an eight-point advantage with 7:23 to play.

The Aztecs made a final push, cutting the deficit to four points on a Devin Watson basket with 3:04 to play, but USD drew a foul late in the shot clock, converted two free throws and SDSU could draw no closer.

San Diego State was led by Watson, who tallied a game-high 22 points and added three assists. Sophomore Matt Mitchell added 13 points, four rebounds and three assists for SDSU. McDaniels reached double-figures for a career-high ninth straight game with 12 points.

USD, who had six different players make a three-point basket in the game, was led by Isaiah Pineiro with 21 points and five rebounds.

San Diego	FG	3FG	FT	R	F	TP	A	TO	B	S	MP
Pineiro	* 7-14	1-3	6-9	5	5	21	2	5	0	0	32
Floresca	* 2-6	1-3	2-2	4	5	7	4	0	0	0	19
Williams	* 3-8	1-6	0-0	3	3	7	4	1	0	0	38
Carter III	* 4-10	2-6	0-1	2	4	10	2	1	1	1	32
Wright	* 5-9	1-3	7-9	4	2	18	2	2	0	3	40
Calcaterra	0-0	0-0	1-2	0	0	1	0	0	0	0	0+
Hylton	0-0	0-0	0-0	1	0	0	0	0	1	0	3
Jonah	0-1	0-0	0-3	4	1	0	0	0	1	0	8
Martinez	0-0	0-0	0-0	0	0	0	0	0	0	0	1
Ferguson	0-0	0-0	0-0	0	0	0	0	0	0	0	2
Sullivan	3-5	1-3	2-4	7	3	9	0	0	2	0	25
Team				2							
Totals	24-53	7-24	18-30	32	23	73	14	9	5	4	200

San Diego State	FG	3FG	FT	R	F	TP	A	TO	B	S	MP
McDaniels	* 3-9	0-3	6-8	8	5	12	2	4	0	0	29
Mitchell	* 2-4	1-1	8-10	4	5	13	3	1	0	0	35
Watson	* 9-14	3-6	1-2	2	2	22	3	4	0	0	40
Schakel	* 0-3	0-2	2-2	4	5	2	1	0	0	0	14
Hemsley	* 2-8	0-1	2-3	3	2	6	0	2	0	1	35
Seiko	0-2	0-1	0-0	0	1	0	0	0	0	1	11
Arop	0-2	0-1	0-0	2	1	0	1	1	0	0	16
Narain	0-0	0-0	0-0	0	1	0	0	0	0	0	4
Mensah, N.	2-2	0-0	2-5	3	3	6	0	0	2	0	16
Team				4							
Totals	18-44	4-15	21-30	30	25	61	10	12	2	2	200

Halftime: San Diego State 33, San Diego 26. **FG%:** San Diego 45.3, San Diego State 40.9. **3FG%:** San Diego 29.2, San Diego State 26.7. **FT%:** San Diego State 70.0, San Diego 60.0. **Officials:** Gregory Nixon, Mike Scyphers, Doran Gotschall. **Technical:** Jalen McDaniels (San Diego State).



Game 9

California 89
San Diego State 83

Dec. 8, 2018 ♦ Berkeley, Calif.
Viejas Arena ♦ Att.: 5,268

BERKELEY, Calif. - California converted four of its final five three-point field goal attempts over the final 4:21 of the contest to overcome a late eight-point deficit and defeat San Diego State, 89-83.

The Aztecs led 78-71 with 3:53 to play in the contest, but the Bears outscored the SDSU 18-5 over the final stretch to hand SDSU just its second loss to California in the last six meetings.

The loss was the second in a row for San Diego State, which had responded from its previous four losses with a victory in the following game.

San Diego State produced a tremendous offensive game. The Aztecs posted 83 points, connected on 54.7 percent of its field goals and a remarkable 57.1 percent of its three-point field goals (12-of-21).

This marked just the second time since Dec. 27, 2013 that San Diego State scored at least 83 points, made at least 12 three-point field goals, and shot at least 55.6 percent from the field (other was vs. Colorado State, 1-24-18).

Unfortunately, California enjoyed a big offensive night as well, connecting on 52.7 percent from the floor and making 13 three-point field goals.

The Aztecs were led by sophomore Jalen McDaniels, who had a team-high 20 points and added six rebounds and five assists. Senior guard Jeremy Hemsley was sensational, connecting on 5-of-6 three-point field goals en route to 19 points and six rebounds.

Sophomore Jordan Schakel (14 points) and senior guard Devin Watson (13 points) rounded out the double-figure scoring Aztecs.

SDSU	FG	3FG	FT	R	F	TP	A	TO	B	S	MP
McDaniels	* 7-13	0-1	6-6	6	1	20	5	1	0	1	37
Mitchell	* 3-9	1-4	0-0	4	4	7	3	3	0	0	23
Watson	* 5-11	2-5	1-2	2	3	13	7	3	0	0	36
Schakel	* 4-6	4-5	2-2	2	4	14	1	1	0	0	37
Hemsley	* 7-11	5-6	0-0	6	2	19	1	2	0	1	37
Seiko	0-0	0-0	2-2	1	2	2	0	0	0	0	7
Arop	0-0	0-0	0-0	0	0	0	0	0	0	0	0
Narain	1-1	0-0	0-1	2	1	2	0	1	0	0	11
Mensah, N.	2-2	0-0	2-2	1	0	6	1	0	0	0	12
Team				2							
Totals	29-53	12-21	13-15	26	17	83	18	11	0	2	200

California	FG	3FG	FT	R	F	TP	A	TO	B	S	MP
Sueing	* 6-11	4-6	7-7	4	2	23	1	3	0	0	37
Kelly	* 1-1	0-0	0-0	3	4	2	0	2	0	0	12
Vanover	* 1-4	1-3	0-0	1	0	3	0	0	0	0	12
McNeill	* 4-9	3-7	2-2	1	4	13	3	0	0	0	25
Austin	* 5-9	2-4	3-4	1	1	15	9	0	0	0	37
Harris-Dyson	1-2	0-0	0-0	3	1	2	1	1	0	0	13
Bradley	3-5	1-2	4-4	4	1	11	3	1	0	1	29
Gordon	2-4	1-2	2-3	2	0	7	0	1	0	0	9
Antevich	6-10	1-4	0-0	6	3	13	1	0	1	0	26
Team				2							
Totals	29-55	13-28	18-20	27	16	89	18	8	1	1	200

Halftime: San Diego State 42, California 41. **FG%:** San Diego State 54.7, California 52.7. **3FG%:** San Diego State 57.1, California 46.4. **FT%:** California 90.0, San Diego State 86.7. **Officials:** Michael Irving, Chris Rastatter, Verne Harris. **Technical:** none.



Game 10

San Diego State 99
CSU Dominguez Hills 46

Dec. 12, 2018 ♦ San Diego, Calif.
Viejas Arena ♦ Att.: 10,283

SAN DIEGO - San Diego State used a 23-0 run in the first half to cruise to a 99-46 victory at Viejas Arena over Division II member Cal State Dominguez Hills.

The 53-point victory was the fifth largest margin of victory in school history and the largest since an 83-point win over St. Katherine College on Dec. 27, 2013.

Four Aztecs scored in double figures led by sophomore forward Matt Mitchell's 20 points. Mitchell connected on 3-of-6 from beyond the arc en route to his fourth career 20-point scoring effort and second of the 2018-19 campaign.

Sophomore forward Jalen McDaniels added 13 points, six rebounds and four assists for San Diego State.

The Aztecs, who were meeting Dominguez Hills for the first time, broke a two-game losing streak.

The game was tied at nine with 13:40 to play in the first half when the Aztecs went on their monster spurt. SDSU got points from eight different players during the 23-0 run - Jordan Schakel 5, Nolan Narain 4, Nathan Mensah 3, Adam Seiko 3, Devin Watson 3, Jeremy Hemsley 2, Matt Mitchell 2 and Jalen McDaniels. Dominguez Hills was held without a point for 7:45 during the SDSU run.

San Diego State dominated every statistical category, including rebounding (53-27), field goal percentage (49.3-30.9), three-point field goal percentage (51.9-12.5), assists (28-10) and turnovers forced (18-10).

CSUDH	FG	3FG	FT	R	F	TP	A	TO	B	S	MP
Chavers	* 4-5	0-0	0-0	1	4	8	0	1	0	0	14
Hatfield	* 0-5	0-5	0-0	4	1	0	2	1	1	0	23
Whitsett	* 2-4	0-0	0-0	3	4	4	0	1	2	0	15
Brown	* 2-10	0-2	1-2	2	1	5	1	1	0	1	23
Morris	* 0-5	0-4	0-0	3	2	0	5	3	0	0	29
Kresl	2-9	1-5	3-4	1	2	8	0	2	0	1	14
Hicks	1-3	0-1	0-0	5	1	2	0	2	0	0	18
Howard	3-5	1-1	4-4	2	2	11	0	4	1	2	24
Garcia	3-8	1-6	0-0	2	1	7	2	0	0	1	21
Cascio	0-1	0-0	0-0	0	0	0	0	0	0	0	3
Obeni	0-0	0-0	1-4	3	4	1	0	0	1	1	16
Team				1					3		
Totals	17-55	3-24	9-14	27	22	46	10	18	5	6	200

SDSU	FG	3FG	FT	R	F	TP	A	TO	B	S	MP
McDaniels	* 5-13	2-3	1-2	6	1	13	4	0	0	0	22
Mitchell	* 8-13	3-6	1-2	4	2	20	2	0	0	0	23
Watson	* 4-9	4-6	0-0	2	0	12	8	1	0	1	25
Schakel	* 3-7	1-4	0-0	7	4	7	2	1	0	0	21
Arop	* 1-4	0-1	1-4	3	1	3	5	1	0	0	20
Seiko	3-4	3-4	4-4	5	1	13	2	1	0	0	23
Arop	4-6	0-0	0-0	3	2	8	0	2	0	0	11
Sohikish	0-0	0-0	2-2	1	4	2	2	0	0	1	7
Chang	1-4	1-3	0-0	3	0	3	1	0	0	0	7
Narain	4-5	0-0	1-2	7	1	9	2	2	1	0	13
Mensah, N.	3-5	0-0	2-3	6	1	8	0	2	1	1	18
Mensah, J.	0-3	0-0	1-3	2	0	1	0	0	0	0	10
Team				4							
Totals	36-73	14-27	13-22	53	17	99	28	10	2	3	200

Halftime: San Diego State 48, CSU Dominguez Hills 16. **FG%:** San Diego State 49.3, CSU Dominguez Hills 30.9. **3FG%:** San Diego State 51.9, CSU Dominguez Hills 12.5. **FT%:** CSU Dominguez Hills 64.3, San Diego State 59.1. **Officials:** Steve Olson, Jim Schipper, Lewis Garrison. **Technical:** none.



Game 11

San Diego State 90
Brigham Young 81

Dec. 22, 2018 ♦ San Diego, Calif.
Viejas Arena ♦ Att.: 11,321

SAN DIEGO - San Diego State used an 18-3 run early in the first half, built a 20-point first half lead and were never threatened in a 90-81 victory over Brigham Young.

The Aztecs tied a school record by claiming its third consecutive victory in the series and defeated the Cougars in San Diego for the first time since Feb. 23, 2008.

San Diego State posted 90 points on the strength of 52.8 percent shooting from the field, 12 three-point field goals and 22 free throws. The Aztecs had 20 assists on their 28 made field goals.

It marked the second straight game SDSU has scored at least 90 points for the first time since Nov. 30 and Dec. 2, 2000.

Four San Diego State players reached double figures, led by senior guard Devin Watson.

Watson scored 23 points and added eight assists, four rebounds and three steals. The senior got to the free throw line 16 times (making 12) and recorded his fifth 20-point game of the season.

Sophomore Matt Mitchell scored 22 points, on the strength of 9-of-12 shooting from the field. Mitchell was instrumental in getting the Aztecs off to a good start, scoring six of SDSU's first seven points. It marked the 10th time in his career he has scored at least 15 points, with San Diego State posting a 9-1 record in those games.

Senior guard Jeremy Hemsley had 14 points, five rebounds, four assists and three steals, while sophomore Jordan Schakel had 12 points, career-high eight rebounds and two assists.

San Diego State led 10-9 with 16:56 left in the first half before going on an 18-3 run to open up a 16-point advantage. After that, the Aztecs led by at least eight points the final 35:18 of the contest.

Brigham Young	FG	3FG	FT	R	F	TP	A	TO	B	S	MP
Childs	* 3-7	0-2	5-7	6	4	11	2	6	1	0	28
Hardnett	* 5-12	2-6	0-0	1	2	12	0	3	0	0	20
Seljaas	* 0-1	0-1	0-0	1	3	0	1	1	0	0	8
Haws	* 7-13	0-2	4-4	2	2	18	5	1	0	0	32
Harding	* 3-3	2-2	0-0	4	3	8	2	2	0	0	26
Bergersen	2-3	1-1	1-1	2	0	6	2	0	0	0	17
Emery	3-8	1-5	0-0	2	2	7	2	2	0	2	24
Maughan	0-0	0-0	0-0	0	0	0	1	0	0	0	1
Cannon	1-2	1-1	0-0	1	2	3	1	0	0	0	8
Baxter	0-0	0-0	0-0	1	0	0	0	0	0	0	3
Nixon	0-0	0-0	0-0	0	2	0	0	1	0	0	7
Lee	2-2	1-1	0-0	2	2	5	0	0	0	0	5
Worthington	5-7	0-0	1-1	5	2	11	0	1	0	1	21
Team				2					1		
Totals	31-58	8-21	11-13	29	24	81	16	18	1	3	200

SDSU	FG	3FG	FT	R	F	TP	A	TO	B	S	MP
McDaniels	* 2-8	0-3	2-4	2	4	6	3	1	0	1	22
Mitchell	* 9-12	3-4	1-3	2	2	22	2	0	0	0	36
Watson	* 4-11	3-8	12-16	4	0	23	8	2	0	3	37
Schakel	* 4-7	4-6	0-0	8	2	12	2	2	0	1	35
Hemsley	* 4-9	1-3	5-6	5	2	14	4	4	1	3	36
Seiko	0-1	0-1	2-2	1	0	2	0	0	0	0	8
Narain	2-2	1-1	0-1	2	1	5	1	1	0	0	8
Mensah, N.	3-3	0-0	0-0	2	3	6	0	1	1	0	18
Team				2							
Totals	28-53	12-26	22-32	28	14	90	20	11	2	8	200

Halftime: San Diego State 52, Brigham Young 38. **FG%:** Brigham Young 53.4, San Diego State 52.8. **3FG%:** San Diego State 46.2, Brigham Young 38.1. **FT%:** Brigham Young 84.6, San Diego State 68.8. **Officials:** David Hall, Deldra Carr, Steve Olson. **Technical:** none.



Game 12

Brown 82
San Diego State 61

Dec. 29, 2018 ♦ San Diego, Calif.
Viejas Arena ♦ Att.: 10,821

Desmond Cambridge scored 25 points, including making four 3-point shots in a dizzying first-half barrage that helped carry Brown to a stunning 82-61 victory against San Diego State on Saturday night.

The Bears (9-4) made six 3-pointers overall in a 26-0 run that gave them a 50-22 lead just before halftime.

As the Bears were draining 3s, San Diego State (7-5) went more than eight minutes without scoring. After Aguek Arop made a 3-pointer to pull the Aztecs to 24-20 with 8:32 left before half-time, they didn't score again until Arop had a slam dunk with 29 seconds left to make it 50-22.

SDSU simply had no answer for Brown during the decisive run. After Tamenang Choh made a layup for a 26-20 Brown lead, the Aztecs missed three jumpers on their next possession. Brown's Travis Fuller, who played at La Costa Canyon High in northern San Diego County, rebounded to set up a 3-pointer by Cambridge.

Brown made 3s on its next four possessions, with Cambridge and Okolie alternating shots from behind the arc. Okolie's second 3 made it 41-20. The run continued with nine more points by Brown, with Cambridge hitting another 3 and Okolie making a turn-around jumper and a layup.

Cambridge went down hard after committing his third foul with 14 minutes left and got up favoring his right knee. He came out of the game but later returned.

Jalen McDaniels scored 19 and Arop 11 for SDSU, which was coming off a 90-81 win against BYU.

Brown	FG	3FG	FT	R	F	TP	A	TO	B	S	MP
Howard	* 4-6	2-3	1-2	5	4	11	0	1	0	0	23
Choh	* 7-9	0-0	2-2	6	3	16	6	3	1	0	28
Okolie	* 5-10	3-4	0-1	4	1	13	5	1	0	1	28
Hunsaker	* 1-5	1-4	0-0	4	2	3	2	0	1	2	29
Cambridge	* 9-15	7-11	0-0	4	4	25	2	0	1	2	28
Mitchell	1-1	0-0	0-0	2	2	2	1	0	0	0	12
Fuller	1-1	0-0	0-0	3	2	2	1	2	0	0	11
Anderson	3-8	2-5	1-2	0	2	9	2	3	0	0	21
Mawanda-Kalema	0-2	0-0	0-0	0	0	0	0	0	0	0	2
Franks	0-0	0-0	0-0	1	1	0	0	0	0	0	2
Sullivan	0-0	0-0	0-0	2	3	0	1	1	0	0	6
Shaughnessy	0-0	0-0	0-0	1	0	0	0	1	0	0	3
Shaper	0-1	0-1	1-2	2	0	1	0	0	0	0	2
Gainey	0-0	0-0	0-0	0	0	0	0	0	0	0	2
DeWolf	0-0	0-0	0-0	0	0	0	0	0	0	0	3
Team				2					1		
Totals	31-58	15-28	5-9	36	24	82	21	13	2	5	200

SDSU	FG	3FG	FT	R	F	TP	A	TO	B	S	MP
McDaniels	* 7-14	2-3	3-4	6	2	19	2	3	2	3	32
Mitchell	* 3-8	0-3	2-4	1	2	8	1	3	0	0	27
Watson	* 1-7	0-4	2-4	2	2	4	5	2	0	0	30
Schakel	* 2-5	2-4	3-4	3	1	9	2	1	1	2	28
Hemsley	* 0-4	0-2	0-0	2	2	0	1	1	1	0	29
Arop	3-8	1-1	4-4	5	2	11	0	1	0	1	14
Sohikish	0-0	0-0	0-0	0	0	0	0	0	0	0	6
Chang	0-0	0-0	0-0	1	0	0	0	2	0	0	6
Narain	0-0	0-0	1-2	0	1	1	0	0	1	0	7
Mensah, N.	3-4	0-0	3-4	7	3	9	1	1	2	0	15
Mensah, J.	0-4	0-0	0-0	0	1	0	0	0	0	0	6
Team				5							
Totals	19-54	5-17	18-26	32	16	61	12	14	7	6	200

Halftime: Brown 50, San Diego State 22. **FG%:** Brown 53.4, San Diego State 35.2. **3FG%:** Brown 53.6, San Diego State 29.4. **FT%:** San Diego State 69.2, Brown 55.6. **Officials:** Michael Irving, Nate Harris, John Paul Guerrero. **Technical:** none.

SAN DIEGO STATE SCHEDULE/RESULTS

Record: 7-5 (Home: 5-2, Away: 1-1, Neutral: 1-2)
 Mountain West: 0-0 (Home: 0-0, Away: 0-0)

Date	SDSU NR	Opponent	SDSU Result	W-L	Record	MW	Scorer	San Diego State High			Attendance
								Rebounder	Assists		
Nov. 6	rv/--	ARKANSAS-PINE BLUFF	W 76-60	W1	1-0		Watson - 20	McDaniels - 9	McDaniels - 5		11,077
Nov. 14		TEXAS SOUTHERN	W 103-64	W2	2-0		Mitchell - 21	McDaniels - 9	Watson - 8		10,507
Nov. 19		vs. (1/1) Duke # (QF)	L 90-64	L1	2-1		Watson - 15	McDaniels - 5	McDaniels/Watson - 3		2,400 (c)
Nov. 20		vs. Xavier # (C-SF)	W 79-74	W1	3-1		McDaniels - 26	McDaniels - 8	Watson - 7		2,400 (c)
Nov. 21		vs. (rv/rv) Iowa State # (5P)	L 87-57	L1	3-2		Mitchell - 14	McDaniels - 7	Schakel/Hemsley - 2		2,400 (c)
Nov. 27		JACKSON STATE	W 87-44	W1	4-2		Mitchell/Schakel - 15	N. Mensah - 11	McDaniels/Watson - 4		10,453
Dec. 1		at Illinois State S	W 75-65	W2	5-2		Watson - 23	McDaniels - 15	Watson - 7		6,245
Dec. 5		SAN DIEGO	L 73-61	L1	5-3		Watson - 22	McDaniels - 8	Mitchell/Watson - 3		11,082
Dec. 8		at California	L 89-83	L2	5-4		McDaniels - 20	McDaniels/Hemsley - 6	Watson - 7		5,268
Dec. 12		CAL STATE DOMINGUEZ HILLS	W 99-46	W1	6-4		Mitchell - 20	Schakel/Narain - 7	Watson - 8		10,283
Dec. 22		BRIGHAM YOUNG	W 90-81	W2	7-4		Watson - 23	Schakel - 8	Watson - 8		11,321
Dec. 29		BROWN	L 82-61	L1	7-5		McDaniels - 19	N. Mensah - 7	Watson - 5		10,821
Jan. 1		CSUN									
Jan. 5		at Boise State*									
Jan. 8		WYOMING*									
Jan. 12		at Air Force*									
Jan. 15		NEW MEXICO*									
Jan. 22		at Fresno State*									
Jan. 26		UNLV*									
Jan. 30		AIR FORCE*									
Feb. 2		at San José State*									
Feb. 5		at New Mexico*									
Feb. 9		UTAH STATE*									
Feb. 12		at Colorado State*									
Feb. 16		BOISE STATE*									
Feb. 20		NEVADA*									
Feb. 23		at UNLV*									
Feb. 26		at Utah State*									
March 2		SAN JOSÉ STATE*									
March 6		FRESNO STATE*									
March 9		at Nevada*									

Caps denotes home game. # - Maui Jim Maui Invitational (Lahaina Civic Center; Lahaina, Hawaii). S - Mountain West-Missouri Valley Challenge. * - Mountain West Game. ` - Mountain West Men's Basketball Championship (Thomas & Mack Center; Las Vegas, Nevada). c - Capacity crowd. SDSU NR - San Diego State national ranking (*Associated Press* and *USA Today* coaches polls at game time). Time to the right of opponent name indicates time remaining on a game-winning shot.

Record/Attendance Summary

	G	W-L	Total	Average	High
Home	7	5-2	75,544	10,792	11,321
Mountain West					
Away	2	1-1	11,513	5,757	6,245
Mountain West					
Neutral	3	1-2	7,200	2,400	2,400
Total	12	7-5	94,257	7,855	11,321
Mountain West					

Win/Loss Margin

	1	2	3	4	5	6	9	10	11	12	13	14	15	16	18	20	21	26	28	30	39	43	53	=<3	=<5	=<10	
Win					1		1	1						1								1	1	1		1	2
Loss						1				1							1	1		1							1

SEASON STATS

Record: 7-4 (Home: 5-1, Away: 1-1, Neutral: 1-2)

No.	Player	GP	GS	Min	Avg	TOTAL			3-PTS			FT			REBOUNDS				PF	FO	A	TO	Blk	Stl	Pts	Avg
						FG	FGA	Pct	3FG	FGA	Pct	FT	FTA	Pct	Off	Def	Tot	Avg								
00	WATSON, Devin	12	12	413	34.4	59	134	.440	33	80	.413	34	47	.723	6	27	33	2.8	15	0	64	32	0	10	185	15.4
05	MCDANIELS, Jalen	12	12	350	29.2	63	141	.447	9	29	.310	37	53	.698	22	62	84	7.0	34	1	33	28	7	13	172	14.3
11	MITCHELL, Matt	12	12	310	25.8	52	109	.477	17	49	.347	38	53	.717	9	34	43	3.6	30	1	23	19	2	6	159	13.3
42	HEMSLEY, Jeremy	12	12	369	30.8	40	94	.426	12	32	.375	26	38	.684	8	28	36	3.0	23	0	28	25	4	15	118	9.8
20	SCHAKEL, Jordan	12	12	318	26.5	32	65	.492	24	47	.511	23	25	.920	11	44	55	4.6	41	3	15	10	2	9	111	9.3
31	MENSAH, Nathan	12	0	188	15.7	20	35	.571	0	0	.000	20	31	.645	23	37	60	5.0	25	0	6	9	13	3	60	5.0
24	NARAIN, Nolan	11	0	132	12.0	17	23	.739	2	3	.667	8	16	.500	15	18	33	3.0	20	0	7	12	5	3	44	4.0
02	SEIKO, Adam	11	0	126	11.5	7	16	.438	6	12	.500	15	18	.833	2	10	12	1.1	11	0	6	4	0	4	35	3.2
03	AROP, Aquek	10	0	106	10.6	11	26	.423	1	4	.250	7	8	.875	11	18	29	2.9	15	1	4	9	2	2	30	3.0
35	MENSAH, Joel	7	0	39	5.6	3	17	.176	0	0	.000	4	7	.571	3	4	7	1.0	2	0	0	0	0	0	10	1.4
23	CHANG, Ed	6	0	28	4.7	3	8	.375	3	7	.429	0	0	.000	0	5	5	0.8	0	0	2	3	2	0	9	1.5
04	SOHIKISH, Michael	6	0	22	3.7	0	2	.000	0	1	.000	2	2	1.000	0	1	1	0.2	4	0	3	1	0	2	2	0.3
TEAM																										
SAN DIEGO STATE		12				307	670	.458	107	264	.405	214	298	.718	128	305	433	36.1	221	6	191	155	37	67	935	77.9
OPPONENTS		12				294	699	.421	100	305	.328	167	232	.720	127	275	402	33.5	263	-	160	164	29	70	855	71.2

SCORE BY PERIODS:	1st	2nd	OT	2OT	Total
SAN DIEGO STATE	469	466			935
OPPONENTS	416	439			855

Mountain West: 0-0 (Home: 0-0, Away: 0-0)

HOME/AWAY STATS

Home: 5-2

No.	Player	GP	GS	Min	Avg	TOTAL			3-PTS			FT			REBOUNDS				PF	FO	A	TO	Blk	Stl	Pts	Avg
						FG	FGA	Pct	3FG	FGA	Pct	FT	FTA	Pct	Off	Def	Tot	Avg								
11	MITCHELL, Matt	7	7	197	28.1	37	70	.529	13	30	.433	22	32	.688	5	22	27	3.9	13	1	18	10	1	3	109	15.6
00	WATSON, Devin	7	7	235	33.6	34	76	.447	19	45	.422	18	26	.692	2	17	19	2.7	7	0	39	17	0	7	105	15.0
05	MCDANIELS, Jalen	7	7	181	25.9	33	77	.429	6	18	.333	21	30	.700	10	33	43	6.1	21	1	21	19	2	11	93	13.3
20	SCHAKEL, Jordan	7	7	177	25.3	18	38	.474	13	26	.500	19	21	.905	9	27	36	5.1	19	1	10	6	2	9	68	9.7
42	HEMSLEY, Jeremy	7	7	199	28.4	18	47	.383	5	16	.313	15	25	.600	3	16	19	2.7	12	0	18	12	3	9	56	8.0
31	MENSAH, Nathan	7	0	114	16.3	16	25	.640	0	0	.000	15	25	.600	12	25	37	5.3	15	0	3	6	10	2	47	6.7
24	NARAIN, Nolan	7	0	68	9.7	14	17	.824	2	2	1.000	8	13	.615	12	9	21	3.0	11	0	5	6	3	1	38	5.4
03	AROP, Aguek	6	0	77	12.8	8	18	.444	1	3	.333	4	4	1.000	7	13	20	3.3	12	1	3	8	1	1	21	3.5
02	SEIKO, Adam	6	0	78	13.0	4	11	.364	3	7	.429	9	10	.900	1	9	10	1.7	5	0	4	3	0	4	20	3.3
35	MENSAH, Joel	5	0	32	6.4	3	14	.214	0	0	.000	3	5	.600	3	4	7	1.4	2	0	0	0	0	0	9	1.8
23	CHANG, Ed	4	0	21	5.3	3	7	.429	3	6	.500	0	0	.000	0	5	5	1.3	0	0	2	3	2	0	9	2.3
04	SOHIKISH, Michael	5	0	21	4.2	0	2	.000	0	1	.000	2	2	1.000	0	1	1	0.2	4	0	3	1	0	1	2	0.4
TEAM																11	14	25	3.6	1		2			0	
SAN DIEGO STATE		7				188	402	.468	65	154	.422	136	193	.705	75	195	270	38.6	122	4	126	93	24	48	577	82.4
OPPONENTS		7				162	410	.395	50	171	.292	76	112	.679	63	163	226	32.3	165	-	93	113	20	43	450	64.3

SCORE BY PERIODS:	1st	2nd	OT	2OT	Total
SAN DIEGO STATE	289	288			577
OPPONENTS	208	242			450

Road/Neutral: 2-3 (Away: 1-1, Neutral: 1-2)

No.	Player	GP	GS	Min	Avg	TOTAL			3-PTS			FT			REBOUNDS				PF	FO	A	TO	Blk	Stl	Pts	Avg
						FG	FGA	Pct	3FG	FGA	Pct	FT	FTA	Pct	Off	Def	Tot	Avg								
00	WATSON, Devin	5	5	178	35.6	25	58	.431	14	35	.400	16	21	.762	4	10	14	2.8	8	0	25	15	0	3	80	16.0
05	MCDANIELS, Jalen	5	5	169	33.8	30	64	.469	3	11	.273	16	23	.696	12	29	41	8.2	13	0	12	9	5	2	79	15.8
42	HEMSLEY, Jeremy	5	5	170	34.0	22	47	.468	7	16	.438	11	13	.846	5	12	17	3.4	11	0	10	13	1	6	62	12.4
11	MITCHELL, Matt	5	5	113	22.6	15	39	.385	4	19	.211	16	21	.762	4	12	16	3.2	17	0	5	9	1	3	50	10.0
20	SCHAKEL, Jordan	5	5	141	28.2	14	27	.519	11	21	.524	4	4	1.000	2	17	19	3.8	22	2	5	4	0	0	43	8.6
02	SEIKO, Adam	5	0	48	9.6	3	5	.600	3	5	.600	6	8	.750	1	1	2	0.4	6	0	2	1	0	0	15	3.0
31	MENSAH, Nathan	5	0	74	14.8	4	10	.400	0	0	.000	5	6	.833	11	12	23	4.6	10	0	3	3	3	1	13	2.6
03	AROP, Aguek	4	0	29	7.3	3	8	.375	0	1	.000	3	4	.750	4	5	9	2.3	3	0	1	1	1	1	9	2.3
24	NARAIN, Nolan	4	0	64	16.0	3	6	.500	0	1	.000	0	3	.000	3	9	12	3.0	9	0	2	6	2	2	6	1.5
35	MENSAH, Joel	2	0	7	3.5	0	3	.000	0	0	.000	1	2	.500	0	0	0	0.0	0	0	0	0	0	0	1	0.5
23	CHANG, Ed	2	0	7	3.5	0	1	.000	0	1	.000	0	0	.000	0	0	0	0.0	0	0	0	0	0	0	0	0.0
04	SOHIKISH, Michael	1	0	1	1.0	0	0	.000	0	0	.000	0	0	.000	0	0	0	0.0	0	0	0	0	0	1	0	0.0
TEAM																7	3	10	2.0	0		1			0	
SAN DIEGO STATE		5				119	268	.444	42	110	.382	78	105	.743	53	110	163	32.6	99	2	65	62	13	19	358	71.6
OPPONENTS		5				132	289	.457	50	134	.373	91	120	.758	64	112	176	35.2	98	-	67	51	9	27	405	81.0

SCORE BY PERIODS:	1st	2nd	OT	2OT	Total
SAN DIEGO STATE	180	178			358
OPPONENTS	208	197			405

WIN/LOSS STATS

Wins: 7

No.	Player	GP	GS	Min	Avg	TOTAL			3-PTS			REBOUNDS			PF	FO	A	TO	Blk	Stl	Pts	Avg				
						FG	FGA	Pct	3FG	FGA	Pct	FT	FTA	Pct									Off	Def	Tot	Avg
00	WATSON, Devin	7	7	242	34.6	36	83	.434	23	53	.434	28	37	.757	3	18	21	3.0	5	0	45	18	0	8	123	17.6
11	MITCHELL, Matt	7	7	170	24.3	38	72	.528	13	33	.394	17	27	.630	5	20	25	3.6	13	0	16	9	2	4	106	15.1
05	MCDANIELS, Jalen	7	7	195	27.9	38	82	.463	7	19	.368	17	27	.630	16	36	52	7.4	19	0	20	16	3	9	100	14.3
20	SCHAKEL, Jordan	7	7	191	27.3	22	40	.550	15	27	.556	14	15	.933	8	33	41	5.9	23	2	8	6	1	7	73	10.4
42	HEMSLEY, Jeremy	7	7	209	29.9	24	53	.453	7	19	.368	16	27	.593	5	15	20	2.9	13	0	24	16	3	11	71	10.1
24	NARAIN, Nolan	6	0	76	12.7	16	20	.800	2	3	.667	7	11	.636	14	12	26	4.3	12	0	6	7	3	2	41	6.8
31	MENSAH, Nathan	7	0	121	17.3	13	24	.542	0	0	.000	12	18	.667	13	29	42	6.0	16	0	2	7	8	3	38	5.4
02	SEIKO, Adam	7	0	81	11.6	4	10	.400	3	7	.429	9	10	.900	2	9	11	1.6	6	0	6	3	0	3	20	2.9
03	AROP, Aguek	5	0	59	11.8	7	12	.583	0	1	.000	3	4	.750	7	10	17	3.4	10	1	2	7	1	0	17	3.4
35	MENSAH, Joel	4	0	26	6.5	3	10	.300	0	0	.000	3	5	.600	3	4	7	1.8	1	0	0	0	0	0	9	2.3
23	CHANG, Ed	3	0	15	5.0	3	7	.429	3	6	.500	0	0	.000	0	4	4	1.3	0	0	2	1	2	0	9	3.0
04	SOHIKISH, Michael	4	0	15	3.8	0	2	.000	0	1	.000	2	2	1.000	0	1	1	0.3	4	0	3	1	0	1	2	0.5
TEAM															12	9	21	3.0	1			3			0	
SAN DIEGO STATE		7				204	415	.492	73	169	.432	128	183	.699	88	200	288	41.1	123	3	134	94	23	48	609	87.0
OPPONENTS		7				153	417	.367	41	168	.244	87	119	.731	74	149	223	31.9	160	-	78	113	15	46	434	62.0

SCORE BY PERIODS:	1st	2nd	OT	2OT	Total
SAN DIEGO STATE	308	301			609
OPPONENTS	204	230			434

Losses: 5

No.	Player	GP	GS	Min	Avg	TOTAL			3-PTS			REBOUNDS			PF	FO	A	TO	Blk	Stl	Pts	Avg				
						FG	FGA	Pct	3FG	FGA	Pct	FT	FTA	Pct									Off	Def	Tot	Avg
05	MCDANIELS, Jalen	5	5	155	31.0	25	59	.424	2	10	.200	20	26	.769	6	26	32	6.4	15	1	13	12	4	4	72	14.4
00	WATSON, Devin	5	5	171	34.2	23	51	.451	10	27	.370	6	10	.600	3	9	12	2.4	10	0	19	14	0	2	62	12.4
11	MITCHELL, Matt	5	5	140	28.0	14	37	.378	4	16	.250	21	26	.808	4	14	18	3.6	17	1	7	10	0	2	53	10.6
42	HEMSLEY, Jeremy	5	5	160	32.0	16	41	.390	5	13	.385	10	11	.909	3	13	16	3.2	10	0	4	9	1	4	47	9.4
20	SCHAKEL, Jordan	5	5	127	25.4	10	25	.400	9	20	.450	9	10	.900	3	11	14	2.8	18	1	7	4	1	2	38	7.6
31	MENSAH, Nathan	5	0	67	13.4	7	11	.636	0	0	.000	8	13	.615	10	8	18	3.6	9	0	4	2	5	0	22	4.4
02	SEIKO, Adam	4	0	45	11.3	3	6	.500	3	5	.600	6	8	.750	0	1	1	0.3	5	0	0	1	0	1	15	3.8
03	AROP, Aguek	5	0	47	9.4	4	14	.286	1	3	.333	4	4	1.000	4	8	12	2.4	5	0	2	2	1	2	13	2.6
24	NARAIN, Nolan	5	0	56	11.2	1	3	.333	0	0	.000	1	5	.200	1	6	7	1.4	8	0	1	5	2	1	3	0.6
35	MENSAH, Joel	3	0	13	4.3	0	7	.000	0	0	.000	1	2	.500	0	0	0	0.0	1	0	0	0	0	0	1	0.3
23	CHANG, Ed	3	0	13	4.3	0	1	.000	0	1	.000	0	0	.000	0	1	1	0.3	0	0	0	2	0	0	0	0.0
04	SOHIKISH, Michael	2	0	7	3.5	0	0	.000	0	0	.000	0	0	.000	0	0	0	0.0	0	0	0	0	0	1	0	0.0
TEAM															6	8	14	2.8	0			0			0	
SAN DIEGO STATE		5				103	255	.404	34	95	.358	86	115	.748	40	105	145	29.0	98	3	57	61	14	19	326	65.2
OPPONENTS		5				141	282	.500	59	137	.431	80	113	.708	53	126	179	35.8	103	-	82	51	14	24	421	84.2

SCORE BY PERIODS:	1st	2nd	OT	2OT	Total
SAN DIEGO STATE	161	165			326
OPPONENTS	212	209			421

VS. NATIONALLY RANKED OPPONENTS

Record: 0-1 (Home: 0-0, Away: 0-0, Neutral: 0-1)

No.	Player	GP	GS	Min	Avg	TOTAL			3-PTS			FT			REBOUNDS				PF	FO	A	TO	Blk	Stl	Pts	Avg													
						FG	FGA	Pct	3FG	FGA	Pct	FT	FTA	Pct	Off	Def	Tot	Avg																					
00	WATSON, Devin	1	1	34	34.0	5	8	.625	3	6	.500	2	2	1.000	1	3	4	4.0	3	0	3	3	0	2	15	15.0													
42	HEMSLEY, Jeremy	1	1	28	28.0	4	11	.364	0	4	.000	4	4	1.000	0	4	4	4.0	2	0	0	3	0	1	12	12.0													
05	MCDANIELS, Jalen	1	1	30	30.0	3	9	.333	0	0	.000	5	7	.714	1	4	5	5.0	3	0	3	3	2	0	11	11.0													
11	MITCHELL, Matt	1	1	27	27.0	3	9	.333	0	4	.000	5	6	.833	1	2	3	3.0	4	0	0	2	0	1	11	11.0													
02	SEIKO, Adam	1	0	11	11.0	2	2	1.000	2	2	1.000	2	4	.500	0	0	0	0.0	1	0	0	0	0	0	8	8.0													
20	SCHAKEL, Jordan	1	1	26	26.0	1	5	.200	1	4	.250	2	2	1.000	2	2	4	4.0	4	0	1	1	0	0	5	5.0													
03	AROP, Aguek	1	0	8	8.0	1	3	.333	0	1	.000	0	0	.000	0	4	4	4.0	1	0	0	0	1	1	2	2.0													
24	NARAIN, Nolan	1	0	18	18.0	0	1	.000	0	0	.000	0	2	.000	0	2	2	2.0	3	0	0	1	0	1	0	0.0													
31	MENSAH, Nathan	1	0	10	10.0	0	3	.000	0	0	.000	0	0	.000	1	1	2	2.0	2	0	1	0	0	0	0	0.0													
23	CHANG, Ed	1	0	4	4.0	0	0	.000	0	0	.000	0	0	.000	0	0	0	0.0	0	0	0	0	0	0	0	0.0													
35	MENSAH, Joel	1	0	4	4.0	0	2	.000	0	0	.000	0	0	.000	0	0	0	0.0	0	0	0	0	0	0	0	0.0													
04	SOHIKISH, Michael	1	0	1	1.0	0	0	.000	0	0	.000	0	0	.000	0	0	0	0.0	0	0	0	0	0	1	0	0.0													
TEAM															2	0	2	2.0	0			0																	
SAN DIEGO STATE		1				19	53	.358	6	21	.286	20	27	.741	8	22	30	30.0	23	0	8	13	3	7	64	64.0													
OPPONENTS		1				29	57	.509	10	25	.400	22	34	.647	14	29	43	43.0	25	-	12	15	4	7	90	90.0													

SCORE BY PERIODS:	1st	2nd	OT	2OT	Total
SAN DIEGO STATE	32	32			64
OPPONENTS	49	41			90

INDIVIDUAL GAME-BY-GAME (POINTS/REBS./ASTS.)

	0	2	3	4	5	11	13	20	23	24	31	35	42
	Devin	Adam	Aguek	Michael	Jalen	Matt	Caleb	Jordan	Ed	Nolan	Nathan	Joel	Jeremy
Opponent	Watson	Seiko	Arop	Sohikish	McDaniels	Mitchell	Giordano	Schakel	Chang	Narain	Mensah	Mensah	Hemsley
ARKANSAS-PINE BLUFF	20/4/3	2/0/0	0/2/0	0/0/0	15/9/5	10/5/4	DND	7/5/2	CD	4/3/1	2/3/0	2/0/0	14/1/3
TEXAS SOUTHERN	14/2/8	0/1/1	2/4/0	0/0/0	14/9/1	21/5/3	DND	16/7/0	3/1/0	8/5/1	11/5/2	4/2/0	10/2/2
vs. (1/1) Duke # (QF)	15/4/3	8/0/0	2/4/0	0/0/0	11/5/3	11/3/0	DNT	5/4/1	0/0/0	0/2/0	0/2/1	0/0/0	12/4/0
vs. Xavier # (C-SF)	21/3/7	0/1/2	CD	CD	26/8/1	9/1/1	DNT	13/5/1	CD	4/5/1	2/5/0	CD	4/1/4
vs. (rv/rv) Iowa State # (5P)	8/2/1	5/0/0	0/1/1	CD	10/7/1	14/6/0	DNT	8/1/2	0/0/0	0/3/1	1/5/1	1/0/0	10/1/2
JACKSON STATE	10/3/4	3/3/1	0/4/2	0/0/1	14/3/4	15/6/3	DND	15/2/1	3/0/1	11/4/0	5/11/0	2/3/0	9/3/3
at Illinois State S	23/3/7	0/0/0	7/4/0	CD	12/15/2	9/2/1	DNT	3/7/0	CD	DNT-Flu	4/10/0	CD	17/5/3
SAN DIEGO	22/2/3	0/0/0	0/2/1	CD	12/8/2	13/4/3	DND	2/4/1	CD	0/0/0	6/3/0	CD	6/3/0
at California	13/2/7	2/1/0	0/0/0	CD	20/6/5	7/4/3	DNT	14/2/1	CD	2/2/0	6/1/1	CD	19/6/1
CAL STATE DOMINGUEZ HILLS	12/2/8	13/5/2	8/3/0	2/1/2	13/6/4	20/4/2	DND	7/7/2	3/3/1	9/7/2	8/6/0	1/2/0	3/3/5
BRIGHAM YOUNG	23/4/8	2/1/0	DND	CD	6/2/3	22/2/2	DND	12/8/2	CD	5/2/1	6/2/0	CD	14/5/4
BROWN	4/2/5	CD	11/5/0	0/0/0	19/6/2	8/1/1	DND	9/3/2	0/1/0	1/0/0	9/7/1	0/0/0	0/2/1
CSUN													
at Boise State*													
WYOMING*													
at Air Force*													
NEW MEXICO*													
at Fresno State*													
UNLV*													
AIR FORCE*													
at San José State*													
at New Mexico*													
UTAH STATE*													
at Colorado State*													
BOISE STATE*													
NEVADA*													
at UNLV*													
at Utah State*													
SAN JOSÉ STATE*													
FRESNO STATE*													
at Nevada*													

Red indicates players started. CD – Did Not Play-Coach's Decision. DND - Did Not Dress. DNT - Did Not Travel. INJ – Did Not Play-Injured. SUSP - Suspension. Caps denotes home game. # - Maui Jim Maui Invitational (Lahaina Convention Center; Lahaina, Hawaii). S - Mountain West-Missouri Valley Challenge. * - Mountain West Game. ` - Mountain West Men's Basketball Championship (Thomas & Mack Center; Las Vegas, Nevada).

STARTING LINEUPS

F	F	G	G	G	W-L	Record As SDSU Starter	Season	Career*
McDaniels	Mitchell	Hemsley	Schakel	Watson	7-5	Jeremy Hemsley	7-5	46-29
						Jalen McDaniel	7-5	20-13
						Matt Mitchell	7-5	29-15
						Nolan Narain		1-0
						Jordan Schakel	7-5	7-5
						Devin Watson	7-5	29-16
						* Aztec career		

INDIVIDUAL SUPERLATIVES

Category	San Diego State	Opponent
Points Scored	26 - Jalen McDaniels vs. Xavier (11-20-18)	29 - Martaveous McKnight, Arkansas-Pine Bluff (11-6-18)
Field Goals	9 - McDaniels vs. Xavier (11-20-18); Watson vs. USD (12-5-18); Mitchell vs. Brigham Young (12-22-18)	12 - Martaveous McKnight, Arkansas-Pine Bluff (11-6-18)
Field Goals Attempted	14 - Matt Mitchell, once; Jalen McDaniels, three times; Devin Watson, three times	26 - Martaveous McKnight, Arkansas-Pine Bluff (11-6-18)
Highest FG Percentage (min. 5 made)	.833 (5-6) - Jordan Schakel vs. Jackson State (11-27-18)	.857 (6-7) - Tre Jones, (1/1) Duke (11-19-20)
Highest FG Percentage (min. 10 made)	N/A	.462 (12-26) - Martaveous McKnight, Arkansas-Pine Bluff (11-6-18)
3-Point Field Goals Made	6 - Devin Watson vs. Arkansas-Pine Bluff (11-6-18)	7 - Desmond Cambridge, Brown (12-29-18)
3-Point Field Goals Attempted	11 - Jeremy Hemsley vs. (1/1) Duke (11-19-18); Devin Watson vs. Xavier (11-20-18)	11 - Desmond Cambridge, Brown (12-29-18)
3-Point Field Goal Percentage (min. 4 made)	.833 (5-6) - Jeremy Hemsley at California (12-8-18)	.667 (4-6) - Marial Shayok, Iowa State (11-21-18); Justice Sueing, California (12-8-18)
3-Point Field Goal Percentage (min. 5 made)	.833 (5-6) - Jeremy Hemsley at California (12-8-18)	.636 (7-11) - Desmond Cambridge, Brown (12-29-18)
Free Throws	12 - Devin Watson vs. Brigham Young (12-22-18)	12 - Phil Fayne, Illinois State (12-1-18)
Free Throws Attempted	16 - Devin Watson vs. Brigham Young (12-22-18)	15 - Phil Fayne, Illinois State (12-1-18)
Free Throw Percentage (min. 7 made)	1.000 (7-7) - Matt Mitchell vs. Texas Southern (11-14-18)	1.000 (9-9) - Michael Jacobson, Iowa State (11-21-18)
Free Throw Percentage (min. 10 made)	.750 (12-16) - Devin Watson vs. Brigham Young (12-22-18)	.800 (12-15) - Phil Fayne, Illinois State (12-1-18)
Offensive Rebounds	5 - Jalen McDaniels at Illinois State (12-1-18)	5 - Michael Jacobson, Iowa State (11-21-18); Grant Anticevich, California (12-8-18)
Defensive Rebounds	10 - N. Mensah vs. Jackson State (11-27-18); McDaniels at Illinois State (12-1-18)	10 - Milik Yarbrough, Illinois State (12-1-18)
Total Rebounds	15 - Jalen McDaniels at Illinois State (12-1-18)	13 - Milik Yarbrough, Illinois State (12-1-18)
Assists	8 - Devin Watson, three times	9 - Paris Austin, California (12-8-18)
Blocked Shots	3 - Jalen McDaniels vs. Xavier (11-20-18)	2 - Tyrese Haliburton, Iowa State (11-21-18); Finn Sullivan, San Diego (12-5-18)
Steals	4 - Jordan Schakel vs. Jackson State (11-27-18)	5 - Zion Williamson, (1/1) Duke (11-19-18)
Minutes Played	40 - Devin Watson vs. San Diego (12-5-18)	40 - Isaiah Wright, San Diego (12-5-18)

TEAM SUPERLATIVES

SDSU High	SDSU Low	Category	Opponent High	Opponent Low
103 vs. Texas Southern (11-14-18)	57 vs. Iowa State (11-21-18)	Points Scored	90, (1/1) Duke (11-19-18)	44, Jackson State (11-27-18)
36 vs. Cal State Dominguez Hills (12-12-18)	18 vs. Iowa State (11-21-18); vs. San Diego (12-5-18)	Field Goals	31, Brigham Young (12-22-18); Brown (12-29-18)	15, Jackson State (11-27-18)
73 vs. Cal State Dominguez Hills (12-12-18)	44 vs. San Diego (12-5-18)	Field Goals Attempted	72, Texas Southern (11-14-18)	53, San Diego (12-5-18)
.547 at California (12-8-18)	.352 vs. Brown (12-29-18)	FG Percentage	.534, Brigham Young (12-22-18); Brown (12-29-18)	.259, Jackson State (11-27-18)
14 vs. Cal State Dominguez Hills (12-12-18)	4 vs. San Diego (12-5-18)	3-Point Field Goals Made	15, Brown (12-29-18)	3, Cal State Dominguez Hills (12-12-18)
27, three times	15 vs. San Diego (12-5-18)	3-Point Field Goals Attempted	32, Iowa State (11-21-18)	20, Jackson State (11-27-18)
.571 at California (12-8-18)	.267 vs. San Diego (12-5-18)	3-Point Field Goal Percentage	.536, Brown (12-29-18)	.125, Cal State Dominguez Hills (12-12-18)
27 vs. Texas Southern (11-14-18)	13 at California (12-8-18); vs. CSDH (12-12-18)	Free Throws Made	24, Illinois State (12-1-18)	5, Brown (12-29-18)
36 vs. Texas Southern (11-14-18)	15 at California (12-8-18)	Free Throws Attempted	34, (1/1) Duke (11-19-18)	9, Brown (12-29-18)
.867 at California (12-8-18)	.577 at Illinois State (12-1-18)	Free Throw Percentage	.900, California (12-8-18)	.600, San Diego (12-5-18)
18 vs. Cal State Dominguez Hills (12-12-18)	6 vs. San Diego (12-5-18)	Offensive Rebounds	16, Texas Southern (11-14-18)	4, Cal State Dominguez Hills (12-12-18)
35 vs. Cal State Dominguez Hills (12-12-18)	17 at California (12-8-18)	Defensive Rebounds	30, Brown (12-29-18)	16, Xavier (11-20-18)
53 vs. Cal State Dominguez Hills (12-12-18)	26 at California (12-8-18)	Total Rebounds	43, (1/1) Duke (11-19-18)	27, California (12-8-18); CSDH (12-12-18)
25 vs. San Diego (12-5-18)	14 vs. Arkansas-Pine Bluff (11-6-18); vs. Brigham Young (12-22-18)	Fouls	27, Texas Southern (11-14-18)	15, Iowa State (11-21-18)
3 vs. San Diego (12-5-18)	0, seven times	Fouled Out	2, San Diego (12-5-18)	0, five times
28 vs. Cal State Dominguez Hills (12-12-18)	8 vs. (1/1) Duke (11-19-18)	Assists	23, Jackson State (11-27-18)	8, Illinois State (12-1-18)
21 vs. Jackson State (11-27-18)	10 vs. Cal State Dominguez Hills (12-12-18)	Turnovers	23, Jackson State (11-27-18)	6, Iowa State (11-21-18)
7 vs. Brown (12-29-18)	0 at California (12-8-18)	Blocked Shots	5, three times	0, Texas Southern (11-14-18)
13 vs. Jackson State (11-27-18)	2, four times	Steals	9, UAPB (11-6-18); Jackson State (11-27-18)	1, California (12-8-18)
54 (2nd) vs. Texas Southern (11-14-18)	22 (1st) vs. Brown (12-29-18)	Points/Half	50 (1st), Brown (12-29-18)	16 (1st), Cal State Dominguez Hills (12-12-18)
.567 (1st) vs. Texas Southern (11-14-18)	.227 (2nd) vs. San Diego (12-5-18)	FG Percentage/Half	.714 (1st), Brown (12-29-18)	.194 (2nd), Jackson State (11-27-18)
6 vs. Texas Southern (11-14-18)	2 vs. Brown (12-29-18)	Double-Figure Scorers	5, (1/1) Duke (11-19-18); California (12-8-18)	0, Jackson State (11-27-18)
+26 vs. Cal State Dominguez Hills (12-12-18)	-24 vs. Iowa State (11-21-18)	Rebound Margin	+24, Iowa State (11-21-18)	-26, Cal State Dominguez Hills (12-12-18)
+32 vs. Cal State Dominguez Hills (12-12-18)	-28 vs. Brown (12-29-18)	Halftime Scoring Margin	+28, Brown (12-29-18)	-32, Cal State Dominguez Hills (12-12-18)

BIGGEST LEADS/TIME IN LEAD/SPECIALTY STATS

Date	Opponent	SDSU Result	SDSU Big		Opp Big		Ties	LC	SDSU in		Opp in	Tied	Paint		Off TOs		2nd Ch.		Bench	
			Lead	Lead	Lead	Lead			Lead	Lead			SD	Opp	SD	Opp	SD	Opp	SD	Opp
Nov. 6	ARKANSAS-PINE BLUFF	W 76-60	23	3	4	2	34:26	1:34	4:00	22	16	26	17	17	5	10	13			
Nov. 14	TEXAS SOUTHERN	W 103-64	41	0	0	0	39:34	0:00	0:25	44	34	23	13	22	6	28	32			
Nov. 19	vs. (1/1) Duke # (QF)	L 90-64	2	35	0	1	0:05	39:00	0:39	18	32	8	20	9	14	10	23			
Nov. 20	vs. Xavier # (C-SF)	W 79-74	9	19	1	1	13:08	25:07	1:45	20	36	13	17	12	8	6	24			
Nov. 21	vs. (rv/rv) Iowa State # (5P)	L 87-57	0	33	0	0	0:00	39:48	0:12	10	22	3	17	7	16	7	25			
Nov. 27	JACKSON STATE	W 87-44	43	0	0	0	39:10	0:00	0:23	22	8	24	18	10	2	24	20			
Dec. 1	at Illinois State S	W 75-65	14	3	0	1	37:20	2:00	0:40	32	18	17	13	17	16	11	16			
Dec. 5	SAN DIEGO	L 73-61	9	12	5	3	23:34	12:52	3:34	18	28	7	14	11	5	6	10			
Dec. 8	at California	L 89-83	8	6	15	20	23:06	9:24	7:30	28	22	14	12	11	13	10	33			
Dec. 12	CAL STATE DOMINGUEZ HILLS	W 99-46	56	2	2	7	35:26	2:38	1:56	40	16	25	8	22	6	44	29			
Dec. 22	BRIGHAM YOUNG	W 90-81	20	2	2	2	38:24	0:21	1:15	28	36	27	18	8	11	13	32			
Dec. 29	BROWN	L 82-61	2	34	1	3	0:23	38:36	1:01	24	24	11	17	10	5	21	14			
Jan. 1	CSUN																			
Jan. 5	at Boise State*																			
Jan. 8	WYOMING*																			
Jan. 12	at Air Force*																			
Jan. 15	NEW MEXICO*																			
Jan. 22	at Fresno State*																			
Jan. 26	UNLV*																			
Jan. 30	AIR FORCE*																			
Feb. 2	at San José State*																			
Feb. 5	at New Mexico*																			
Feb. 9	UTAH STATE*																			
Feb. 12	at Colorado State*																			
Feb. 16	BOISE STATE*																			
Feb. 20	NEVADA*																			
Feb. 23	at UNLV*																			
Feb. 26	at Utah State*																			
March 2	SAN JOSÉ STATE*																			
March 6	FRESNO STATE*																			
March 9	at Nevada*																			

Caps denotes home game. # - Maui Jim Maui Invitational (Lahaina Civic Center; Lahaina, Hawaii). S - Mountain West-Missouri Valley Challenge. * - Mountain West Game. ` - Mountain West Men's Basketball Championship (Thomas & Mack Center; Las Vegas, Nevada).

LEADS AND DEFICITS	SEASON	MOUNTAIN WEST GAME
SDSU Biggest Halftime Lead	32 vs. Cal State Dominguez Hills (12-12-18)	
SDSU Biggest Halftime Lead Lost	7 vs. San Diego (12-5-18)	
SDSU Biggest Halftime Lead Lost in a Loss	7 vs. San Diego (12-5-18)	
SDSU Biggest Halftime Deficit	28 vs. Brown (12-29-18)	
SDSU Biggest Halftime Deficit Overcome	3 vs. Xavier (11-20-18)	
SDSU Biggest Halftime Deficit Overcome for Victory	3 vs. Xavier (11-20-18)	
SDSU Biggest Lead	56 vs. Cal State Dominguez Hills (12-12-18)	
SDSU Biggest Lead Lost	9 vs. San Diego (12-5-18)	
SDSU Biggest Lead Lost in a Loss	9 vs. San Diego (12-5-18)	
SDSU Biggest Deficit	35 vs. (1/1) Duke (11-19-18)	
SDSU Biggest Deficit Overcome	19 vs. Xavier (11-20-18)	
SDSU Biggest Deficit Overcome in a Victory	19 vs. Xavier (11-20-18)	

MISCELLANEOUS STATISTICS

SEASON	Team Leader -----			Games With -----					Double-Doubles	
	Points	Rebounds	Assists	10+ Pts	20+Pts	30+Pts	10+Rebs	10+Ast	Point/Reb.	Point/Ast.
Aguek Arop				1						
Jeremy Hemsley		1	1	7						
Jalen McDaniels	3	8	3	11	2		1		1	
Joel Mensah										
Nathan Mensah		2		1			2			
Matt Mitchell	4		2	8	3					
Nolan Narain		1		1						
Jordan Schakel	1	2	1	5						
Adam Seiko				1						
Michael Sohikish										
Devin Watson	5		10	10	5					

CAREER	Team Leader -----			Games With -----					Double-Doubles	
	Points	Rebounds	Assists	10+ Pts	20+Pts	30+Pts	10+Rebs	10+Ast	Point/Reb.	Point/Ast.
Aguek Arop				1						
Jeremy Hemsley	27	1	32	64	9	1				
Jalen McDaniels	11	26	3	29	2		12		10	
Joel Mensah										
Nathan Mensah		2		1			2			
Matt Mitchell	10	3	4	28	5	1				
Nolan Narain	1	1		3						
Jordan Schakel	1	2	1	6						
Adam Seiko				1						
Michael Sohikish										
Devin Watson	14		22	75	28	3				

DUNKS	SEASON	GM. HIGH
Aguek Arop	1	1
Jeremy Hemsley	3	1
Joel Mensah	1	1
Nathan Mensah	6	2
Jalen McDaniels	12	3
Matt Mitchell	1	1
Nolan Narain	3	1
TOTAL	27	4

- TOP SCORING PERFORMANCES**
- 26, Jalen McDaniels vs. Xavier (11-20-18)
 - 23, Devin Watson at Illinois State (12-1-18)
 - 23, Devin Watson vs. Brigham Young (12-22-18)
 - 22, Devin Watson vs. San Diego (12-5-18)
 - 22, Matt Mitchell vs. Brigham Young (12-22-18)
 - 21, Devin Watson vs. Xavier (11-20-18)
 - 21, Matt Mitchell vs. Texas Southern (11-14-18)
 - 20, Devin Watson vs. Arkansas-Pine Bluff (11-6-18)
 - 20, Jalen McDaniels at California (12-8-18)
 - 20, Matt Mitchell vs. Cal State Dominguez Hills (12-12-18)
 - 19, Jalen McDaniels vs. Brown (12-29-18)
 - 17, Jeremy Hemsley at Illinois State (12-1-18)
 - 16, Jordan Schakel vs. Texas Southern (11-14-18)
 - 15, Jalen McDaniels vs. Arkansas-Pine Bluff (11-6-18)
 - 15, Devin Watson vs. (1/1) Duke (11-19-18)
 - 15, Matt Mitchell vs. Jackson State (11-27-18)
 - 15, Jordan Schakel vs. Jackson State (11-27-18)

- TOP REBOUNDING PERFORMANCES**
- 15, Jalen McDaniels at Illinois State (12-1-18)
 - 11, Nathan Mensah vs. Jackson State (11-27-18)
 - 10, Nathan Mensah at Illinois State (12-1-18)
 - 9, Jalen McDaniels vs. Arkansas-Pine Bluff (11-6-18)

- 9, Jalen McDaniels vs. Texas Southern (11-14-18)
- 8, Jalen McDaniels vs. Xavier (11-20-18)
- 8, Jalen McDaniels vs. San Diego (12-5-18)
- 8, Jordan Schakel vs. Brigham Young (12-22-18)

- TOP ASSIST PERFORMANCES**
- 8, Devin Watson vs. Texas Southern (11-14-18)
 - 8, Devin Watson vs. Cal State Dominguez Hills (12-12-18)
 - 8, Devin Watson vs. Brigham Young (12-22-18)
 - 7, Devin Watson vs. Xavier (11-20-18)
 - 7, Devin Watson at Illinois State (12-1-18)
 - 7, Devin Watson at California (12-8-18)
 - 5, Jalen McDaniels vs. Arkansas-Pine Bluff (11-6-18)
 - 5, Jalen McDaniels at California (12-8-18)
 - 5, Jeremy Hemsley vs. Cal State Dominguez Hills (12-12-18)
 - 5, Devin Watson vs. Brown (12-29-18)

- TOP 3-POINT FG PERFORMANCES**
- 6, Devin Watson vs. Arkansas-Pine Bluff (11-6-18)
 - 5, Jeremy Hemsley at California (12-8-18)

- TOP STEALS**
- 4, Jordan Schakel vs. Jackson State (11-27-18)
 - 3, Jeremy Hemsley vs. Arkansas-Pine Bluff (11-6-18)
 - 3, Jalen McDaniels vs. Arkansas-Pine Bluff (11-6-18)
 - 3, Jalen McDaniels vs. Texas Southern (11-14-18)
 - 3, Adam Seiko vs. Jackson State (11-27-18)
 - 3, Jeremy Hemsley at Illinois State (12-1-18)
 - 3, Jalen McDaniels vs. Brown (12-29-18)

GAMES MISSED	
Nolan Narain	1
TOTAL	N/A

* - conference game. ^ - conference tournament game.

SEASON/CAREER HIGHS

#0 • DEVIN WATSON

	Season	Career
Points	23 - two times	33 - two times
Rebounds	4 - three times	8 vs. Coppin State, 12-18-15
Assists	8 - three times	9 at Arizona State, 11-14-17
Steals	3 vs. Brigham Young, 12-22-18	6 at Florida Gulf Coast, 11-25-14
Blocked Shots		
Minutes	40 vs. San Diego, 12-5-18	42 - two times
10+ Scoring Games	10 times (7-3)	75 times
20+ Scoring Games	5 times (4-1)	28 times
30+ Scoring Games		3 times

#2 • ADAM SEIKO

	Season/Career
Points	13 vs. Cal State Dominguez Hills, 12-12-18
Rebounds	5 vs. Cal State Dominguez Hills, 12-12-18
Assists	2 - two times
Steals	3 vs. Jackson State, 11-27-18
Blocked Shots	
Minutes	23 vs. Cal State Dominguez Hills, 12-12-18

#3 • AGUEK AROP

	Season/Career
Points	11 vs. Brown, 12-29-18
Rebounds	5 vs. Brown, 12-29-18
Assists	2 vs. Jackson State, 11-27-18
Steals	1 vs. (1/1) Duke, 11-19-18; vs. Brown, 12-29-18
Blocked Shots	1 - two times
Minutes	16 vs. San Diego, 12-5-18

#4 • MICHAEL SOHIKISH

	Season	Career
Points	2 vs. Cal State Dominguez Hills, 12-12-18	4 vs. San Diego Christian, 11-10-17
Rebounds	1 vs. Cal State Dominguez Hills, 12-12-18	1 - three times
Assists	2 vs. Cal State Dominguez Hills, 12-12-18	2 vs. Cal State Dominguez Hills, 12-12-18
Steals	1 - two times	1 - four times
Blocked Shots		
Minutes	7 vs. Cal State Dominguez Hills, 12-12-18	7 vs. Cal State Dominguez Hills, 12-12-18

#5 • JALEN MCDANIELS

	Season	Career
Points	26 vs. Xavier, 11-20-18	26 vs. Xavier, 11-20-18
Rebounds	15 at Illinois State, 12-1-18	15 at Illinois State, 12-1-18
Assists	5 vs. Arkansas-Pine Bluff, 11-6-18	5 vs. Arkansas-Pine Bluff, 11-6-18
Steals	3 - three times	4 vs. San José State, 1-9-18
Blocked Shots	3 vs. Xavier, 11-20-18	3 - two times
Minutes	39 at Illinois State, 12-1-18	39 at Illinois State, 12-1-18
10+ Scoring Games	11 times (6-5)	29 times
20+ Scoring Games	2 times (1-1)	2 times
10+ Rebounding Games	1 time (1-0)	12 times
Double-Doubles	1 time (1-0)	10 times

#11 • MATT MITCHELL

	Season	Career
Points	22 vs. Brigham Young, 12-22-18	31 vs. Eastern Illinois, 11-20-17
Rebounds	6 - two times	9 vs. Washington State, 11-26-17
Assists	4 vs. Arkansas-Pine Bluff, 11-16-18	6 vs. California, 12-9-17
Steals	1 - six times	3 - four times
Blocked Shots	1 - two times	3 vs. Air Force, 2-3-18
Minutes	36 vs. Brigham Young	36 vs. Gonzaga, 12-21-17
10+ Scoring Games	8 times (5-3)	28 times
20+ Scoring Games	3 times (3-0)	5 times
30+ Scoring Games		1 time

#13 • CALEB GIORDANO

	Season/Career
Points	
Rebounds	
Assists	
Steals	
Blocked Shots	
Minutes	

#20 • JORDAN SCHAKEL

	Season	Career
Points	16 vs. Texas Southern, 11-14-18	16 vs. Texas Southern, 11-14-18
Rebounds	8 vs. Brigham Young, 12-22-18	8 vs. Brigham Young, 12-22-18
Assists	2 - five times	2 - 10 times
Steals	4 vs. Jackson State, 11-27-18	4 vs. Jackson State, 11-27-18
Blocked Shots	1 - two times	1 - five times
Minutes	37 at California, 12-8-18	37 at California, 12-8-18
10+ Scoring Games	5 times (4-1)	6 times

#22 • MALACHI FLYNN

	Season	Career
Points		30 vs. Colorado, 2-15-18
Rebounds		9 vs. Montana State, 11-11-16
Assists		11 vs. Arizona, 1-31-18
Steals		4 vs. Oregon, 3-1-18
Blocked Shots		1 - three times
Minutes		42 vs. Oregon, 3-7-18
10+ Scoring Games		38 times
20+ Scoring Games		12 times
30+ Scoring Games		1 time

#23 • ED CHANG

	Season/Career
Points	3 - three times
Rebounds	3 vs. Cal State Dominguez Hills, 12-12-18
Assists	1 - two times
Steals	
Blocked Shots	2 vs. Jackson State, 11-27-18
Minutes	7 vs. Cal State Dominguez Hills, 12-12-18

#24 • NOLAN NARAIN

	Season	Career
Points	11 vs. Jackson State, 11-27-18	18 vs. Wyoming, 2-14-18
Rebounds	7 vs. Cal State Dominguez Hills, 12-12-18	7 - three times
Assists	2 vs. Cal State Dominguez Hills, 12-12-18	2 - three times
Steals	1 - three times	1 - two times
Blocked Shots	1 - three times	1 - three times
Minutes	19 vs. Xavier, 11-20-18	24 vs. Sacramento State, 11-23-17
10+ Scoring Games	1 time (1-0)	2 times

#31 • NATHAN MENSAH

	Season/Career
Points	11 vs. Texas Southern, 11-14-18
Rebounds	11 vs. Jackson State, 11-27-18
Assists	2 vs. Texas Southern, 11-14-18
Steals	1 - three times
Blocked Shots	2 - three times
Minutes	23 at Illinois State, 12-1-18
10+ Scoring Games	1 time (1-0)
10+ Rebounding Games	2 times (2-0)

#35 • JOEL MENSAH

	Season/Career
Points	4 vs. Texas Southern, 11-14-18
Rebounds	3 vs. Jackson State, 11-27-18
Assists	
Steals	
Blocked Shots	
Minutes	10 vs. Cal State Dominguez Hills, 12-12-18

#42 • JEREMY HEMSLEY

	Season	Career
Points	19 at California, 12-8-18	30 at Nevada, 1-4-17
Rebounds	6 at California, 12-8-18	7 vs. San José State, 1-10-17
Assists	5 vs. Cal State Dominguez Hills, 12-12-18	9 vs. Savannah State, 11-28-16
Steals	3 - three times	4 at Wyoming, 2-24-16
Blocked Shots	1 - four times	2 - five times
Minutes	39 at Illinois State, 12-1-18	39 at Illinois State, 12-1-18
10+ Scoring Games	7 times (4-3)	64 times
20+ Scoring Games		9 times
30+ Scoring Games		1 time

MISCELLANEOUS STATISTICS

San Diego State's Record When...

Category	2018-19 Season	Dutcher Era	SDSU Streak	Note
Home	5-2	18-4	Lost 1	SDSU is 74-13 in its last 87 home games and 45-6 in its last 51 MW home games (since Jan. 26, 2013). Last loss: vs. Brown (12-29-18)
Away	1-1	5-8	Lost 1	SDSU is 60-37 in its last 97 road games; Aztecs are 59-29 in last 88 road games vs. non-AP top 25 teams
Neutral	1-2	6-4	Lost 1	Aztecs have won 39 of the last 60 games at neutral sites (39-21); Won two of last four meetings with AP Top 25 teams
Scoring First	4-3	22-9	Lost 1	SDSU is 139-43 in its last 182 games in which it has scored first. Last loss: vs. Brown (12-29-18)
Opponent Scores First	3-2	7-7	Won 1	SDSU is 78-33 in its last 111 games in which the opponent has scored first
Leading at Half	6-2	27-6	Won 2	SDSU is 89-14 in its last 103 games when ahead at half; 92-6 in last 98 at home when leading at half. Last loss: at California (12-8-18)
Trailing at Half	1-3	2-8	Lost 2	SDSU is 7-19 the last 26 times trailing at the half and 33-48 since the start of '10-11
Tied at Half		0-2	Lost 2	SDSU is 7-5 in last 12 games that have been tied at half
Leading with 5:00 Left	7-1	28-5	Won 2	Won 281 of last 291; 164-game winning streak snapped vs. Boise State (2-27-16); Last loss before 164-game winning streak: at Wyoming (1-9-10)
Trailing with 5:00 Left	0-4	0-11	Lost 22	SDSU is 7-54 in its last 61; Last win: vs. Utah State (3-10-16)
Tied with 5:00 Left		1-0	Won 1	SDSU is 4-3 in last seven outings
In Overtime			Won 3	SDSU is 21-2 in its last 23 in OT; Last loss: at Cincinnati (12-17-14); Won last seven OT home games
SDSU Outrebounds Opp.	5-0	22-6	Won 5	SDSU is 53-13 in its last 66 and 163-32 in its last 195 games. Last loss: vs. Houston (3-15-18)
SDSU is Outrebounded	2-5	6-9	Lost 1	SDSU is 46-39 in its last 85 games when outrebounded; Last win: vs. Brigham Young (12-22-18)
SDSU Commits Fewer TOs	5-1	20-3	Won 3	SDSU is 65-10 in its last 75 when committing fewer turnovers. Last loss: vs. (1/1) Duke (11-19-18)
Opp. Commits Fewer TOs	2-4	7-12	Lost 3	SDSU is 70-46 in its last 116 games when committing more turnovers; Last win: at Illinois State (12-1-18)
SDSU More FT Attempts	6-1	24-3	Lost 1	SDSU is 162-28 in its last 190 games in the category. Last loss: vs. Brown (12-29-18)
Opp. More FT Attempts	1-3	3-11	Lost 1	SDSU is 46-42 in its last 88 games in this category. Last win: at Illinois State (12-1-18)
SDSU Shoots Better than Opp.	6-1	25-3	Won 1	SDSU is 27-3 in last 30; 188-13 in last 201 with higher FG pct. Last loss: at California (12-8-18)
Opp. Shoots Better than SDSU	1-4	3-13	Lost 1	SDSU is 37-61 since the start of '10-11 when the opponent has a higher FG pct.; Last win: vs. Brigham Young (12-22-18)
SDSU Shoots 50% or Better	4-1	13-1	Won 1	70-game win streak snapped at California (12-8-18). Won 75 straight at home when FG pct. >= 50.0 pct. (last loss: UNLV, 1-26-02)
SDSU Shoots 40-50%	3-1	13-9	Won 1	Since March 3, 2010, SDSU is 108-27 overall and 57-8 at home
SDSU Shoots 40% or Less	0-3	3-6	Lost 4	SDSU is 75-16 when shooting 38.9 pct. or better (since Jan. 31, 2015); SDSU is 74-5 since Feb. 22, 2012, at home when shooting at least 38.9 pct.
Opp. Shoots 50% or Better	1-3	1-8	Lost 1	Duke snapped streak of 41 straight SDSU foes to shoot less than 50 pct. in the '15 NCAA tourney
Opp. Shoots 40-50%	1-2	8-8	Lost 2	Suffered seven losses last season. Last loss: vs. San Diego (12-5-18)
Opp. Shoots 40% or Less	5-0	20-1	Won 5	SDSU is 229-31 in last 260 games. Last loss: vs. Houston (3-15-18)
SDSU Bench Outscores Opp.	2-0	17-5	Won 2	SDSU is 144-29 in this category since the beginning of the 2010-11 season; Aztecs are 112-25 in last 137 games
Opp. Bench Outscores SDSU	5-4	11-10	Won 1	SDSU is 67-44 in this category since the beginning of the 2010-11 season
SDSU Scores Less Than 60	0-1	0-2	Lost 3	SDSU is 23-30 in its last 53 games when scoring less than 60 points; Last win: vs. Air Force (3-1-17)
SDSU Scores At Least 60 & Less Than 70	0-3	3-8	Lost 4	SDSU is 59-31 in its last 90 games. Last loss: vs. Brown (12-29-18)
SDSU Scores Between 70-79	3-0	11-3	Won 6	SDSU is 13-3 in last 16, 100-11 in its last 111 when scoring 70-79. Last loss: at New Mexico (1-20-18); 32-2 at home in last 34
SDSU Scores Between 80-89	1-1	7-3	Lost 1	SDSU is 28-5 in its last 33 games when scoring between 80-89 points
SDSU Scores Between 90-99	2-0	7-0	Won 22	The Aztecs have won 22 straight games and are 27-2 since 1999-2000 in this category
SDSU Scores 100+	1-0	1-0	Won 27	The Aztecs have won 27 straight games when reaching triple digits. SDSU is 4-0 in games where it has scored 100+ points since the 1999-2000 season.
Opp. Scores Less Than 60	2-0	14-0	Won 16	SDSU is 138-12 in the category in last 150 games; Last loss: at Colorado State (2-25-17)
Opp. Scores Less Than 50	2-0	3-0	Won 7	SDSU is 116-4 the last 120 home games when holding the opponent to 60 points or less
Opp. Scores Between 50-59		10-0	Won 11	SDSU is 56-3 in last 59 in this category (at UW, 12-7-14; vs. Wyo., 3-14-15; Little Rock, 11-21-15)
Opp. Scores Between 60-69	3-0	7-2	Won 3	SDSU is 52-7 in last 59 games in this category; 56-2 in last 58 home games
Opp. Scores Between 70-79	1-1	7-4	Lost 1	SDSU is 62-24 in the category since the start of 2010-11.
Opp. Scores Between 80-89	1-1	1-7	Lost 1	SDSU is 23-25 in its last 48 games when allowing between 70-79 points
Opp. Scores Between 90-99	1-3	1-7	Lost 1	SDSU is 3-12 since the beginning of the 2010-11 season in this category.
Opp. Scores 100+	0-1	0-3	Lost 3	SDSU snapped a 24-game losing streak in the category by winning at TCU (3-3-12)
Wearing Black	1-2	9-10	Lost 1	The Aztecs are 0-3 in this category since the 1999-2000 season.
Wearing Red			Won 1	SDSU is 25-23 in last 48 and 53-41 in its last 94 in the black uniforms; Last worn at California (12-8-18)
Wearing White	5-3	18-6	Lost 1	Aztecs are 15-5 in their last 20 when wearing red since the start of 2010-11; Last worn: at San José State (2-21-15)
Wearing Retro White		3-1	Won 2	Last wore on the road at Maui Jim Maui Invitational (vs. (1/1) Duke, 11-19-18, and vs. Xavier, 11-20-18)
Wearing Camouflage			Lost 1	Wore vs. USD and vs. No. 2/3 Kansas in 2015-16; vs. Alabama State, Wyoming, Air Force in 2016-17; vs. Georgia and California, USU, CSU in 2017-18
Wearing Pewter Gray			Won 2	SDSU lost to No. 9/9 Syracuse (11-11-12)
Wearing Turquoise	1-0	2-0	Won 5	Uniforms made its debut vs. USD (12-15-12); Also worn against UNLV (1-16-13), FS (2-9-13), BSU (3-13-13)
On Monday	0-1	1-1	Lost 1	Made its debut vs. Bakersfield (11-20-14); Also vs. SD Christian (11-18-15), vs. Savannah St. (11-28-16), vs. McNeese (11-17-17), Jackson St. (11-27-18)
On Tuesday	3-0	6-2	Won 4	Aztecs are 13-3 on Monday since the beginning of 2010-11. Last loss: vs. (1/1) Duke (11-19-18)
On Wednesday	2-2	5-4	Won 1	SDSU is 38-9 in its last 47 games played on Tuesday. Last loss: at Fresno State (2-6-18)
On Thursday		4-1	Lost 1	SDSU is 20-8 in last 28 and 50-16 in its last 66 games played on Wednesday
On Friday	4-0	4-0	Won 4	Aztecs played just 27 Thursday games since the start of the 2010-11 season
On Saturday	2-2	8-7	Lost 1	SDSU is 27-5 in its last 32 games played on the day
On Sunday		1-1	Won 1	SDSU is 63-31 in its last 94 games played on Saturday
In November	4-2	10-4	Won 1	The Aztecs have played only 22 Sunday games since the beginning of the 2010-11 campaign (14-8)
In December	3-3	6-5	Lost 1	SDSU is 44-13 in November since the beginning of the 2010-11 campaign
In January		3-4	Lost 1	The Aztecs are 50-14 in their last 64 games played in December. Last loss: vs. Brown (12-29-18)
In February		6-2	Won 5	SDSU is 31-11 in last 42 and 47-15 in last 62 January games
In March		4-1	Lost 1	SDSU is 33-15 in its last 48 games played during the month
				The Aztecs are 50-18 in their last 68 March games