

SAN DIEGO STATE BASKETBALL

14 NCAA Tournament Appearances (7 times in last 9 years) • Record 11-Time Mountain West Champion

Contacts: Mike May, Senior Associate AD of Communications and Media Relations (e-mail: mmay@sdsu.edu) ♦ Lauren Weaver, Media Relations Coordinator (e-mail: lweaver@sdsu.edu)

LIVE COVERAGE

TV: none; Live Stream: ESPN+



Brad Wells (play-by-play)
Adam Emmenecker (analyst)
Autum Conley (producer)

Aztecs Radio Network: 101.5 KGB / XTRA 1360 / Fox Sports Inland Empire (IE) 1350 (pregame starts at 11:30 a.m. PT on XTRA)



Ted Leitner (play-by-play)
Jon Schaeffer (pre, half, post)



Live Stats: GoAztecs.com

SCHEDULE / RESULTS

Record: 4-2 | Home: 3-0, Away: 0-0, Neutral: 1-2

MW Record: 0-0 | Home: 0-0, Away 0-0

Date	SDSU	Opp.	Opponent (TV/Stream)	Time / Result
N.1	rv/--		Chaminade - Exhibition	W, 68-63
N.6	rv/--		Arkansas-Pine Bluff	W, 76-60
N.14			Texas Southern	W, 103-64
N.19		1/1	#vs. Duke (ESPN2)	L, 64-90
N.20			#vs. Xavier (ESPN2)	W, 79-74
N.21	rv/rv		#vs. Iowa State (ESPN2)	L, 57-87
N.27			Jackson State (FOX Sports San Diego)	W, 87-44
D.1			at Illinois State (ESPN+)	2 p.m. CT
D.5			San Diego (STADIUM/Facebook)	7 p.m. PT
D.8			at California (Pac-12 Networks)	7:30 p.m. PT
D.12			Cal State Dominguez Hills	7 p.m. PT
D.22			Brigham Young (CBS Sports Network)	4 p.m. PT
D.29			Brown (FOX Sports San Diego)	5 p.m. PT
J.1			CSUN	Noon PT
J.5			*at Boise State (CBS Sports Network)	8 p.m. MT
J.8			*Wyoming (CBS Sports Network)	7 p.m. PT
J.12			*at Air Force (ESPN3)	2 p.m. MT
J.15			*New Mexico (CBS Sports Network)	8 p.m. PT
J.22			*at Fresno State (ESPNU)	8 p.m. PT
J.26			*UNLV (CBS Sports Network)	5 p.m. PT
J.30			*Air Force (STADIUM/Facebook)	7 p.m. PT
F.2			*at San José State (Mountain West Network)	6 p.m. PT
F.5			*at New Mexico (ESPN2)	9 p.m. MT
F.9			*Utah State (ESPN3)	7 p.m. PT
F.12			*at Colorado State (ESPN2)	9 p.m. MT
F.16			*Boise State (CBS Sports Network)	4 p.m. PT
F.20			*Nevada (CBS Sports Network)	8 p.m. PT
F.23			*at UNLV (ESPNU)	7 p.m. PT
F.26			*at Utah State (CBS Sports Network)	7:30 p.m. MT
M.2			*San José State (FOX Sports San Diego)	7 p.m. PT
M.6			*Fresno State (CBS Sports Network)	7 p.m. PT
M.9			*at Nevada (CBS Sports Network)	7:30 p.m. PT
M.13-16			+at MW Championship (TBD)	TBD

- Maui Jim Maui Invitational (Lahaina Civic Center; Lahaina, Hawaii); * - Mountain West game; + - MW Championship (Thomas & Mack Center; Las Vegas, Nev.)

GAME 7 :: MOUNTAIN WEST / MISSOURI VALLEY CHALLENGE

SAN DIEGO STATE AZTECS (4-2; 0-0 MW) at ILLINOIS STATE REDBIRDS (6-2; 0-0 MVC)

Sat., Dec. 1 :: 2 p.m. CT / noon PT (announced) :: Doug Collins Court at Redbird Arena (10,200) :: Normal, Ill.



SAN DIEGO STATE

Head Coach: Brian Dutcher
Career Record: 26-13 (2nd Season)
Record at San Diego State: 26-13 (2nd Season)
Record vs. Illinois State: 0-0



ILLINOIS STATE

Head Coach: Dan Muller
Career Record: 128-82 (7th Season)
Record at ISU: 128-82 (7th Season)
vs. SDSU: 0-1

SCENE SETTER (through the games of Wed., Nov. 28)

- San Diego State begins a challenging eight-day stretch in which the Aztecs will play three challenging non-conference games on Saturday afternoon against Illinois State in Normal, Ill.
- Illinois State has won 10 consecutive home games (T-14th longest active win streak nationally) and is 37-4 at home since Jan. 23, 2016. Meanwhile, San Diego State owns a 96-57 record in road and neutral game since the start of the 2010-11 campaign. That winning percentage of .627 is 11th nationally during that span.
- The game is part of the Mountain West-Missouri Valley Challenge series. The Aztecs enter the game with a 5-2 record in the challenge, having won three of the last four contests. Last season, SDSU defeated Bradley, 75-52.
- Since the start of the 2010-11 campaign, San Diego State owns the best conference record in the Mountain West (99-37, .728), while Illinois State (80-64, .556) owns the second highest-winning league percentage in the Valley among current schools.
- Senior Jeremy Hemsley scored 20 points and added six rebounds and five assists in SDSU's 2015 victory over Illinois State. He is the only current Aztec player who saw action in the game. No Aztec player since has produced a 20-6-5 game with the most recent occurrence prior to Hemsley coming on Dec. 27, 2013, when Winston Shepard had 21 points, eight rebounds and five assists against St. Katherine.
- SDSU is playing its first true road game of the season (three of the six contests to date have been played at a neutral site). The Aztecs carry a modest two-game road winning streak into the season and are looking to win a third straight road contest for the first time since Feb. 21-Mar. 1, 2016.
- San Diego State is now 13-3 in its last 16 games - regardless of location - dating back to last season.
- Following the game against the Redbirds, San Diego State will return home to face San Diego (currently 5-2) at home on Wednesday, before traveling to Berkeley to face Pac-12 foe California next Saturday.
- The Aztecs are looking to improve to 5-2 on the season matching last season's record at this point in the season. That would equal the Aztecs best mark after seven in games in the last four seasons.

:: SERIES INFORMATION

Overall	Series tied, 2-2
Current Streak	San Diego State, 2
In San Diego	San Diego State, 2-0
In Normal	Illinois State, 1-0
Neutral Sites	Illinois State, 1-0
Last Meeting	at SDSU, 71-60, N.13.15

STEVE FISHER AND ILLINOIS STATE

- Former SDSU head coach Steve Fisher traveled with the team and will be in attendance at Saturday's game. The two-time national coach of the year who received his bachelor's (1967) and master's degrees (1968) from Illinois State, was 2-0 as a head coach against his alma mater.
- Fisher was a member of the Illinois State basketball team from 1963-67. He was a member of the 1967 Redbirds team that defeated San Diego State, 77-76 in triple overtime, in the quarterfinals of the NCAA Division II tournament in Evansville, Ind. Fisher did not play in that game.
- Fisher is a member of both school's hall of fame. He earned induction into the San Diego State Hall of Fame in 2017 and entered

SDSU IN MW-MV CHALLENGE

Since the start of the conference challenge, SDSU is 6-2 against members of the MVC, although one of those games took place outside of the challenge event.

Date	Oponent	Score	Season	Rating	Rk.
D.22.09	at Drake	ot-W, 76-73	2018-19	107.9	72
D.4.10	Wichita State	W, 83-69	2017-18	110.5	77
N.30.11	Creighton	L, 83-85	2016-17	104.0	183
N.17.12	at Missouri State	W, 60-44	2015-16	104.8	171
D.23.12	*vs. Indiana State	W, 62-55	2014-15	104.9	162
N.13.15	Illinois State	W, 71-60	2013-14	110.4	86
D.3.16	at Loyola (Ill.)	L, 59-65	2012-13	107.7	78
D.3.17	Bradley	W, 75-52	2011-12	107.0	95
D.1.18	at Illinois State		2010-11	114.1	28

* - game was not part of the challenge.

IMPROVED OFFENSE

It is early but KenPom efficiency ratings show how SDSU's offense is trending in the correct direction.

SDSU CAREER SCORING LIST

Below is a list of San Diego State's all-time leaders in scoring. In school history, 33 players have reached the 1,000-point plateau (list current entering today).

Rk.	School	Pct.
16.	Marcus Slaughter, 04-05-06	1,211
17.	Lorenzo Wade, 07-08-09	1,200
18.	Will Connelly, 75-76-77	1,188
	Von Jacobsen, 69-70-71	1,188
20.	Jamaal Franklin, 11-12-13	1,181
21.	D.J. Gay, 08-09-10-11	1,178
22.	Jeremy Hemsley, 16-17-18-19	1,146
23.	Malik Pope, 15-16-17-18	1,111

San Diego State Aztecs

2018-19 Record: 4-2 (H: 3-0; A: 0-0; N: 1-2); 0-0 MW
 12 Postseason Berths in Last 13 Years, 11-Time MW Champions

- The Aztecs have won at least 19 games in 13 straight seasons, which is tied for the 7th-longest active streak in the nation.
- San Diego State has advanced to postseason play in 12 of the last 13 seasons (2006 NCAA, 2007-09 NIT, 2010-15 NCAA, 2016 NIT, 2018 NCAA).

- Trends:**
- SDSU is 14th nationally in winning percentage since the beginning of 2011.
 - San Diego State has won 70 straight games when shooting 50 percent or better from the field.
 - The Aztecs have won 14 straight when having a higher FG pct.

	PPG	RPG	APG	FG	3FG	FT	
0 Devin Watson <i>Guard, 6-1, 183, Sr.-1L</i> <i>Oceanside, Calif. (San Francisco)</i>	'18-19 14.7 Career 13.6	3.0 2.3	4.3 3.7	42.6 40.8	40.9 35.2	85.7 74.1	Career numbers: 1,351 points, 227 rebounds, 370 assists... 69 career double-figure scoring games, including 21 of last 27... Last 20 gms: 42-93 3FG (.452)... 25 career 20+pt. games... 3FGM in 8 strt. gms... SDSU is 18-5 when he shoots 40 percent or better from the field and 15-2 when he shoots 40 percent or better and has two TO or less... Played team-high 174 mins. this season.
2 Adam Seiko / SAY-ko / <i>Guard, 6-3, 195, Fr.-RS</i> <i>Boston, Mass. (Sierra Canyon HS (Calif.))</i>	'18-19 3.0 Career same as season	0.8	0.7	4/9	3/6	70.0	One of eight players to see action in every game (58 mins.)... Career-high eight points (2-for-3FGs) vs. Duke... Coming off of a redshirt season... Three-star signee by Rivals... Sierra Canyon went 27-3, and was ranked No. 5 in California and No. 15 nationally his senior year... Known for defending opposing team's best perimeter player in high school... Strong guard who can shoot the three-point shot.
3 Aguek Arop / uh-GWUK uh-ROPE / <i>Forward, 6-6, 220, Fr.-HS</i> <i>Omaha, Neb. (Omaha South HS)</i>	'18-19 0.8 Career same as season	3.0	0.6	2/6	0/2	0/0	Logged 38 mins. and played in 4 of 5 gms... A 6-6 forward with a near 7-foot wingspan that is expected to see significant time this season... Tremendous defender and a gifted athlete that can play above the rim... Good mid-range game and is deadly from 15-feet and in... Has been hindered a bit during camp due to a hip injury... Very intelligent on the floor who has helped the other freshman adjust.
4 Michael Sohikish / so-HE-kish / <i>Guard, 5-9, 160, Sr.-SQ</i> <i>San Diego, Calif. (University City HS)</i>	'18-19 0.0 Career 0.5	0.0 0.1	0.3 0.2	0/2 3/11	0/1 0/5	0/0 2/4	Walk-on who has seen action in 14 career games, including three games this season... Fifth-year in the program... A civil engineer major who served as a student-manager before earning playing time... Career totals: 8 points, 2 rebounds, 2 assists, 33 minutes and just 2 turnover... Saw action in his first Mountain West game vs. Utah State (12-30-17).
5 Jalen McDaniels <i>Forward, 6-10, 195, So.-1L</i> <i>Federal Way, Wash. (Federal Way HS)</i>	'18-19 15.0 Career 11.2	6.8 7.4	2.5 1.1	47.1 55.8	35.7 27.3	67.9 76.6	Six straight gms. w/10+ pts. (one short of CH)... 14 strt. gms. w/5+ rebs. (8.5 rpg)... CH 26 pts., 8 rebs., 3 blocked shots vs. Xavier... Against UAPB, became 4th SDSU player in last 23 seasons to post 15+ pts., 9+ rebs., 5+ asts. and 3+ stls in a game (Franklin, Leonard, Tapley)... One of 4 Fr. in the country last season to post 10.5 pts., 7.5 rebs. and shoot 58+ pct. from the field last season.
11 Matt Mitchell <i>Forward, 6-6, 240, So.-1L</i> <i>Riverside, Calif. (Roosevelt HS)</i>	'18-19 13.3 Career 10.9	4.3 4.0	1.8 1.7	44.4 44.9	33.3 35.4	85.2 78.6	38 career starts (37 straight)... 24 gms. w/at least 10+ pts... 41 3FG in last 29 gms... 17 of last 20 gms. w/a 3FG when attempting 3FG... Made 21 of 25 FTA this season (made 13 straight)... SDSU is 14-4 when he has multiple assists... Averaged the third most minutes on the team as a freshman last season... Will likely see more time on the low post this season.
20 Jordan Schakel / SHACK-ull / <i>Guard, 6-6, 200, So.-1L</i> <i>Torrance, Calif. (Bishop Montgomery HS)</i>	'18-19 10.7 Career 4.4	4.0 2.4	1.2 0.7	52.9 38.1	50.0 38.2	94.1 80.6	Has 3 double-digit scoring games in 38-game career (has 2 in last 4 games... 2nd Aztec in last 22 seasons to produce 3 3FGM, 7 rebs. and 100 pct. FT game (Jamaal Franklin)... 1 TO or less in 31 straight games (8 TO, 461 mins.)... His effort in workouts has reached legendary status... Great rebounder for his size... Averaged 13.8 mins. and played in all 33 games as a Fr... 9 TOs last season (455 mins.).
23 Ed Chang <i>Forward, 6-8, 215, Fr.-HS</i> <i>Papillion, Neb. (Garfield HS (Wash.))</i>	'18-19 1.5 Career same as season	0.3	0.3	2/4	2/4	0/0	Played CH 4 mins. vs. No. 1 Duke... Played in 3 gms... Tremendous shooter (once made nine 3FG in one half of a HS game)... Did not play in high school last season... Attended Papillion-La Vista High in Papillion, Neb. for three years as a prep before finishing at Garfield High in Seattle... Was a two-time all-state selection in Nebraska... Tabbed a four-star recruit by ESPN.
24 Nolan Narain <i>Forward, 6-10, 230, Jr.-2L</i> <i>Hamilton, Ontario, Canada (La Lumiere School (Ind.))</i>	'18-19 4.5 Career 3.9	3.7 2.0	0.7 0.3	66.7 61.9	50.0 35.3	60.0 63.6	Played in 37 career games, including all five this season... Starting fourth year in the program (redshirt in 2015-16 campaign)... Played the best basketball of his career near the end of last season... Scored a career-high 18 points in 18 minutes of action against Wyoming (2-14-18)... In a five-game stretch late last season, he had 43 points and 14 rebounds... An ankle injury has limited his practice time in the lead up to the season.
31 Nathan Mensah / MEN-sah / <i>Forward, 6-10, 225, Fr.-HS</i> <i>Labadi, Accra, Ghana (Findlay Prep (Nev.))</i>	'18-19 3.5 Career same as season	5.2	0.7	37.5	0/0	60.0	Played 71 minutes in first four gms... 11 pts. & 8 rebs in 20 mins. vs. TSU... Extremely strong freshman player expected to see significant playing time this season... An injury on the middle finger of his left (shooting) hand forced him to miss about four weeks... He was cleared on Oct. 31 and is now practicing with the team again... He is playing with a hard brace on that finger... Nathan and Joel Mensah are not related
35 Joel Mensah / MEN-sah / <i>Forward, 6-10, 215, Fr.-HS</i> <i>Korle Gonno, Accra, Ghana (JSerra Catholic HS (Calif.))</i>	'18-19 1.8 Career same as season	1.0	0.0	30.0	0/0	3/4	Played 17 minutes, action in 4 of 5 gms... A hard working center expected to see the floor this season... Is a good shooter with range out to 15 feet... Has a very good motor... Attended JSerra Catholic High in Capistrano, Calif... Averaged 15.9 points, 8.8 rebounds, 1.2 steals and 1.4 blocked shots in his senior season... Nathan and Joel Mensah are not related.
42 Jeremy Hemsley <i>Guard, 6-3, 195, Sr.-3L</i> <i>Rancho Cucamonga, Calif. (Damien HS)</i>	'18-19 9.8 Career 10.7	2.0 2.2	2.3 2.0	42.2 42.4	28.6 34.1	77.3 68.7	22nd in school history w/1,137 career points (10.7 ppg)... 122 career treys (7-11th in SDSU history)... Started 68 of 106 games in his career... Led team in scoring 27x and in assists 33x... SDSU is 17-3 when he has at least four assists and 36-14 when he has one TO or less... Has 9 career 20-pt. games... Double figures in scoring 61x... Career numbers: 1,137 points, 212 assists, 231 rebounds, 74 stls, 122 3FGs.

red indicates probable starter, black indicates reserve, outline indicates player is injured; gold indicates player is not expected to play.

SCHEDULE / RESULTS

Date	Opponent (Television/Stream)	Time/Result	Note
N.1	Chaminade - Exhibition	W, 68-63	► Four Aztec starters score in double figures as SDSU overcomes 11-point deficit; FG pct.: SDSU 51.1 pct., Chaminade 37.7 pct.
N.6	Arkansas-Pine Bluff	W, 76-60	► Watson CH 6 3FGs (20 pts.); McDaniels 4th Aztec in last 23 seasons w/ 15+ pts., 9+ rebs., 5+ asts., 3+ stls.; 4 starters 10+ pts.
N.14	Texas Southern	W, 103-64	► Six Aztecs score 10+ including all five starters; SDSU never trailed; Mitchell: 21 pts., 5 rebs.; Schakel: 16 pts., 3-3 3FGs, 7 rebs
N.19	#vs. No. 1/3 Duke (ESPN2)	L, 64-90	► Duke makes 10-of-25 from three-point range (9 in first half); Watson: 15 pts. (3-6 3FG); 4 SDSU players score 11 or more pts.
N.20	#vs. Xavier (ESPN2)	W, 79-74	► SDSU rallies from a 19-point deficit to win; McDaniels first SDSU player since Jamaal Franklin to record 26 pts., 8 rebs., and 3 blocks
N.21	#vs. rv Iowa State (ESPN2)	L, 57-87	► Iowa State makes 14 treys and has a 41-27 edge on the glass; Mitchell: 14 points, 6 rebounds; McDaniels: 10 pts., 7 rebs.
N.27	Jackson State (FOX Sports San Diego)	W, 87-44	► SDSU scores first 11 points and leads wire-to-wire; FG pct: SDSU 50.9, Jackson State 25.9; Five SDSU players in double figures
D.1	at Illinois State (ESPN+)	2 p.m. CT	► Second time in four seasons the teams have met in the Challenge; All-time series is tied, 2-2
D.5	San Diego (STADIUM/Facebook)	7 p.m. PT	► SDSU has won eight straight in the series at Viejas; SDSU leads the all-time series, 31-18; Won at USD in '17-18
D.8	at California (Pac-12 Networks)	7:30 p.m. PT	► Aztecs fell last year, 63-62, at home; SDSU leads series, 7-5 (4-1 in last five); First Berkeley trip since 2010
D.12	Cal State Dominguez Hills	7 p.m. PT	► San Diego State has never faced Cal State Dominguez Hills in 97 seasons of basketball
D.22	Brigham Young (CBS Sports Network)	4 p.m. PT	► First meeting since 2014; SDSU has won last two games in series; First meeting in Viejas since Feb. 26, 2011
D.29	Brown (FOX Sports San Diego)	5 p.m. PT	► Second series meeting and first since Dec. 28, 1979, which was won by the Bears in San Diego, 71-64
J.1	CSUN	Noon PT	► First meeting since 2014; SDSU has won four straight in the series, all of which have been in San Diego
J.5	*at Boise State (CBS Sports Network)	8 p.m. MT	► San Diego State will be in search of its first win at Boise State since 2016; SDSU fell last year at BSU, 83-80
J.8	*Wyoming (CBS Sports Network)	7 p.m. PT	► Only meeting of the season; SDSU has won 10 straight vs. the Cowboys at home and is 26-11 all-time
J.12	*at Air Force (ESPN3)	2 p.m. MT	► SDSU won at Air Force last season, 67-56, to improve to 20-16 all-time at the USAF Academy
J.15	*New Mexico (CBS Sports Network)	8 p.m. PT	► SDSU will face UNM at home for the first time since 2016-17; SDSU is 4-1 in its last five vs. UNM at home
J.22	*at Fresno State (ESPNU)	8 p.m. PT	► The Aztecs are 5-3 in their last eight games at Fresno St.; SDSU will look to avenge last year's 79-61 road loss
J.26	*UNLV (CBS Sports Network)	5 p.m. PT	► SDSU is 12-1 in its last 13 games vs. UNLV and has won five straight at home, including last year's 38-point win
J.30	*Air Force (STADIUM/Facebook)	7 p.m. PT	► San Diego State has won 13 straight home games vs. Air Force, including last season's 81-50 decision
F.2	*at San José State (Mountain West Network)	6 p.m. PT	► The Aztecs are 4-1 vs. the Spartans on the road since SJSU joined the Mountain West in 2013-14
F.5	*at New Mexico (ESPN2)	9 p.m. MT	► SDSU has split the last four meetings at New Mexico, but will be looking to avenge 2017-18's four-point loss
F.9	*Utah State (ESPN3)	7 p.m. PT	► SDSU is 5-0 vs. USU at home since the Aggies joined the league in '13-14; SDSU is 10-0 vs. USU in the MW era
F.12	*at Colorado State (ESPN2)	9 p.m. MT	► The Aztecs defeated the Rams in Moby Arena last season, 77-68; SDSU is 9-4 in its last 13 games at CSU
F.16	*Boise State (CBS Sports Network)	4 p.m. PT	► The Aztecs are 5-2 all-time at home vs. Boise State, including last season's 72-64 decision in February
F.20	*Nevada (CBS Sports Network)	8 p.m. PT	► SDSU is 5-0 vs. Nevada at home in the MW era, including last year's five-point win, and is 7-1 all-time
F.23	*at UNLV (ESPNU)	7 p.m. PT	► San Diego State is 7-1 in its last eight games vs. UNLV inside Thomas & Mack Center
F.26	*at Utah State (CBS Sports Network)	7:30 p.m. MT	► SDSU is making its first trip to Utah State since a 66-62 win in 2016-17; SDSU is 3-0 at USU in the MW era
M.2	*San José State (FOX Sports San Diego)	7 p.m. PT	► The Aztecs are 26-8 all-time vs. SJSU at home and 8-1 in their last nine, including five in a row
M.6	*Fresno State (CBS Sports Network)	7 p.m. PT	► SDSU has lost two straight at home to FS, but is 6-2 in last eight; SDSU has won 13 straight Senior Night games
M.9	*at Nevada (CBS Sports Network)	7:30 p.m. PT	► Second straight season the teams have met in the final game of the regular season; SDSU won last year, 79-74
M.13-16	+at Mountain West Championship (TBD)	TBD	► San Diego State will look to defend their 2018 MW tournament title; SDSU has advanced to the title game in eight of the last 10 seasons

- Maui Jim Maui Invitational (Lahaina Civic Center; Lahaina, Hawaii), * - Mountain West game, + - MW Championship (Thomas & Mack Center; Las Vegas, Nev.)

the Illinois State Athletics Hall of Fame last month.

LAST TIME OUT (through the games of Wed., Nov. 28)

- San Diego State outscored Jackson State by 43 points, the program's largest margin of victory since beating St. Katherine by 83 points (118-35) on Dec. 27, 2013 and largest margin against a Division I opponent since beating U.S. International by 45 points (138-93) on Feb. 20, 1986.
- The Aztecs have responded to each of its last four losses with a victory in their next game.
- SDSU has won nine consecutive home games and is 17-2 in its last 19 games at Viejas Arena.
- During the nine-game home streak, SDSU has outscored its opponents, 776-567, winning by an average of 23.2 ppg.
- San Diego State shot 50.9 percent from the field and has now won 70 consecutive games when connecting on at least 50 percent of its attempts from the field.
- The Aztecs have won 14 straight contests and are 23-2 in the Brian Dutcher era when owning a better field goal percentage than the opposition.
- San Diego State is 9-0 all-time against teams that currently call the SWAC home.
- The Aztecs are 5-0 Nike N7 games that celebrate American Heritage Month.
- SDSU is 29-8 all-time at Viejas Arena against teams from the Central Time Zone.
- San Diego State has used the same starting lineup every game this season. . . Last season, the Aztecs used seven different lineups throughout the course of the 33-game season. . . Senior Devin Watson started his team-high 39th game at SDSU (every game since transferring from USF) and sophomore Matt Mitchell started his 37th consecutive game. . . Jeremy Hemsley made his 69th career start.
- San Diego State led wire-to-wire for the second time this season (also vs. Texas Southern (W, 103-64) on Nov. 14.
- SDSU's first three field goals were three-pointers, five of its first seven were three-pointers and eight of its 15 at the half were three-pointers.
- San Diego State opened the game on an 11-0 run, and led by 21 (30-9) with 6:25 remaining in the first half, by 31 (49-18) with 0:49 left in the first half, by 40 (82-42) with 3:36 left in the game and by as many as 43 (1:29 left and final score).
- Jackson State didn't score until 4:21 into the game and didn't score its next basket until 8:49 into the game (11:11 left in the first half).
- SDSU made its first five free-throws in the game and finished 19-for-25 for the game.

MEDIA RELATIONS

MEDIA RELATIONS OFFICE

Fowler Athletics Center
5302 55th Street, Suite 3014
San Diego, CA 92182
 ■ Office: 619.594.5547
 ■ Fax: 619.582.6541

MIKE MAY

Senior Associate A.D. of Communications and Media Relations

■ Coaching staff and student-athlete interviews
 ■ E-Mail: mmay@sdsu.edu
 ■ Office: (619) 594-5547
 ■ Cell: (619) 957-8372

LAUREN WEAVER

Media Relations Coordinator

■ Credentials
 ■ E-Mail: lweaver@sdsu.edu
 ■ Office: (619) 594-5547

STAY CONNECTED

■ Athletics Website: goaztecs.com
 ■ Twitter: @GoAztecs / @Aztec_MBB
 ■ Facebook: facebook.com/goaztecs
 ■ Instagram: @goaztecs / @aztec_mbb
 ■ YouTube: youtube.com/goaztecscom

AMONG THE BEST

BEST FOOTBALL AND MEN'S BASKETBALL WINNING PERCENTAGE SINCE THE BEGINNING OF THE 2010-11 ACADEMIC YEAR (through Nov. 27)

Rk.	Team	W	L	Pct.
1.	Ohio State	314	95	76.8
2.	► San Diego State	294	111	72.6
3.	Michigan State	300	114	72.5
4.	Oregon	302	115	72.4
5.	Wisconsin	301	115	72.4
6.	Louisville	295	116	71.8
7.	Duke	295	117	71.6
8.	Arizona	294	117	71.5
9.	Cincinnati	280	119	70.2
10.	Kentucky	293	125	70.1

BEST MEN'S BASKETBALL WINNING PERCENTAGE SINCE THE BEGINNING OF THE 2010-11 SEASON (through Nov. 28)

Rk.	Team	W	L	Pct.
1.	Gonzaga	251	45	84.8
2.	Kansas	250	53	82.5
3.	Wichita State	236	54	81.4
4.	Kentucky	246	62	79.9
5.	Duke	238	60	79.9
6.	Arizona	235	61	79.4
7.	Saint Mary's	215	65	76.8
8.	Villanova	224	68	76.7
9.	North Carolina	234	74	76.0
10.	Stephen F. Austin	204	65	75.8
11.	Louisville	222	73	75.3
12.	Virginia	211	70	75.1
13.	Belmont	203	69	74.6
14.	► San Diego State	214	73	74.6
15.	Cincinnati	213	73	74.5

SERIES VS. ILLINOIS STATE

SERIES TIED, 2-2

Home: 2-0, Away: 0-1, Neutral: 0-1

Date	Location	Score
M.15.67	*** N-Evansville, Ind. (QF) (d)	3ot-L 76-77
D.23.72	Normal, Ill.	L 82-99
D.29.73	San Diego (PG)	W 97-88
N.13.15	San Diego (VA)	W 71-60

*** - NCAA Division II Tournament, N - Neutral Site, QF - Quarterfinals, d - Day Game, PG - Peterson Gym, VA - Viejas Arena.

SERIES HISTORY VS. MISSOURI VALLEY

VS. CURRENT MEMBERSHIP

School	W-L	Most Recent
Bradley	1-4	Dec. 3, 2017
Drake	3-4	Dec. 22, 2009
Evansville	1-4	Dec. 21, 1968
Illinois State	2-2	Nov. 13, 2015
Indiana State	1-3	Dec. 23, 2012
Loyola Chicago	0-1	Dec. 3, 2016
Missouri State	3-2	Nov. 17, 2012
Northern Iowa	1-1	Nov. 16, 2001
Southern Illinois	0-2	Dec. 18, 1965
Valparaiso	0-0	
TOTALS	12-23	

- SDSU scored 49 points in the first half and now has at least 48 points in the first half in three of its last nine games, five of its last 16 games and seven times since the beginning of the 2017-18 campaign (39 games).
- San Diego State had its season highs in steals (10) with 3:22 left in the first half and finished with 13 in the game.
- The Aztecs forced 16 turnovers in the first half and a season-high 23 for the game. The 23 forced turnovers were SDSU's most since also forcing 23 vs. Tulsa on Dec. 23, 2016 and matched its most since forcing 24 vs. San Diego Christian on Nov. 13, 2012.
- The Aztecs outscored the Tigers, 15-0, via fast break.
- SDSU outscored Jackson State, 32-8, in the paint.
- **Jordan Schakel** – 15 points (5-6 FG, 2-3 3FG, 3-4 FT), 2 rebounds, 1 assist, 4 steals
Reached double figures in scoring in the first half (11 points) and finished with a game-high-tying 15 overall... Reached double figures in scoring for the third time this season (SDSU is 3-0 in those games) and for the fourth time of his career (SDSU is 4-0 in those games)... Led the team in scoring for the first time of his career... Recorded a season-high four steals after having two all this season in five games and 132 minutes... Missed his final free-throw attempt after making his first three, snapping his streak of 16 straight makes to start the season... Is now 16-for-17 (.941) from the free-throw line.
- **Matt Mitchell** – 15 points (3-6 3FG), 6 rebounds, 1 blocked shot, 3 assists, 1 steal
Reached double figures in scoring in the first half (12 points) and finished with a game-high-tying 15 for the game... Reached double figures in scoring for the fifth time this season in six games, and for the 25th time of his career... Led the team in scoring for the third time this season and for the ninth time of his career... Had two offensive rebounds in the first 1:32 of the game after entering the contest with three offensive rebounds on the season in 121 minutes... After a 2-for-2 performance from the line tonight, he is 23-of-27 for the season (85.2 percent).
- **Jalen McDaniels** – 14 points (6-10 FG), 3 rebounds, 4 assists, 1 steal
Scored in double figures for the sixth time this season (all six games) and for the seventh time overall, which ties the longest streak of his career... Now has 26 career double-figure scoring games and SDSU is 19-7 when he reaches double figures.
- **Nolan Narain** – 11 points (3-4 FG, 4-4 FT), 4 rebounds, 1 steal
Scored a season-high 11 points... Reached double figures in scoring for the first time this season and for the third time of his career... Made all four of his free-throw attempts after entering the game 2-for-6 (.333) from the free-throw line and 17-for-29 (.586) for his career... Had a season high and tied a career high with four free-throws.
- **Devin Watson** – 10 points, 3 rebounds, 4 assists, 2 steals
Scored in double figures for the fifth time this year in six games, for the 70th time of his career and for the 28th time as an Aztec (SDSU is 20-8 in those games)... Led the team in assists for the fourth time this year (SDSU is 3-1) and for the 16th time as an Aztec... Played 33 minutes, making it nine straight games playing at least 30 minutes.
- **Nathan Mays** – 5 points, 11 rebounds, 1 blocked shot
Had a career-high 11 rebounds in just 14 minutes of action... Became SDSU's first player this season to reach double figures in rebounds... Led the team in rebounds for the first time of his career... Now has 31 rebounds this season in just 86 minutes (14.4 rebounds per 40 minutes).
- Other Notes: **Adam Seiko** recorded three steals after not recording one over his first 58 minutes this season across five games... **Seiko** also had a career-high three rebounds... **Joel Mensah** had a career-high three rebounds... **Ed Chang** had a pair of blocks, the first two of his career.

SAN DIEGO STATE-ILLINOIS STATE SERIES

- San Diego State and Illinois State will meet for the fifth time on Saturday, and for the second time in Normal, Ill.
- The Aztecs and Redbirds are meeting in Normal for the first time since Dec. 23, 1972. That day, Illinois State claimed a 99-82 victory.
- The most significant game between the teams occurred on March 15, 1967, with Illinois State overcoming a 12-point halftime deficit victory to defeat San Diego State, 77-76, in triple overtime in the quarterfinal round of the Division II tournament. Steve Fisher was a member of the Redbirds team but did not play in the contest.
- More recently, the teams met in San Diego on Nov. 13, 2015, with the Aztecs claiming a 71-60 win. Jeremy Hemsley scored 20 points and added six rebounds and five assists in the contest. SDSU enjoyed a 45-33 rebound advantage and limited the Redbirds to 30.8 percent shooting from the field. Hemsley is the only current Aztec who played in that contest. No San Diego State player since has produced a game with at least 20 points, six rebounds and five assists.
- The Aztecs are 12-23 all-time against current members of the Missouri Valley Conference. The Aztecs are 8-2 in their last 10 games against members of the league, including a 5-2 mark in the challenge.

SAN DIEGO STATE SNAPSHOT

- In its first six games, San Diego State has started two seniors and three sophomores.
- The Aztecs have a wealth of experience in the backcourt with a pair of seniors. **Devin Watson**, who is in his third year with the program after playing two seasons at the Univ. of San Francisco, leads the team this season in minutes played (34.5), assists (4.3), second in scoring (14.7) and has connected on 18-of-44 attempts from beyond the arc (40.9 percent). **Jeremy Hemsley**, has played extensively for San Diego State the last four seasons logging 107 games and 69 starts. He is averaging 28.8 minutes (second on the team), 19.8 points, and is considered the team's best defender.
- The other three starters come from the Aztecs' sensational sophomore class of **Jalen McDaniels**, **Matt Mitchell** and **Jordan Schakel**. Through six games the group has averaged 39.0 points and 78.8 minutes. The three players also have chipped in 91 rebounds, 33 assists and 18 steals to date.
- San Diego State currently has four players in double figures - all of whom start. In addition to Watson, sophomore forward **McDaniels** leads the team (15.0) and sophomore forward **Mitchell** (13.3) and sophomore guard **Schakel** (10.7) also average in double figures.
- To date, the Aztecs defense has been very impressive. SDSU's four opponents shot a combined 39.8 percent from the field, 31.4 percent from three-point distance and are averaging 14.5 turnovers and 69.8 points.

SEASON SCENE SETTER

- Dutcher welcomes back three returning starters in redshirt sophomore forward **Jalen McDaniels** (2018 all-MW third team by media, honorable mention by coaches) sophomore forward **Matt Mitchell** and senior guard **Devin Watson**. The trio played in all 33

games a year ago with Watson starting every game, Mitchell receiving the opening nod 32 times (starting the final 31 outings) and McDaniels starting 21 of the final 22 contests (did not start on Senior Night).

- The aforementioned threesome ranked No. 2, 3 and 4 in scoring in 2017-18 with Watson leading the way at 12.2 points and falling seven points shy of tying outgoing senior Malik Pope for the team lead in the category. Mitchell and McDaniels, meanwhile, each finished with 10.5 scoring averages.
- SDSU returns from last year its leader in rebounding average (McDaniels - 7.5), assists (Watson - 124), steals (Mitchell - 36), field-goal percentage (McDaniels - .586), free-throw percentage (McDaniels - .788), three-point field-goal percentage (Watson - .389), three-pointers (Mitchell and Watson - 49) and minutes (Watson - 1,031).
- Senior guard **Jeremy Hemsley** and junior forward **Nolan Narain** are back for their respective seasons after receiving the starting nod at different times throughout the 2017-18 campaign. Hemsley (7.3 ppg, 1.22 a/to) played in 32 of 33 games last year, starting seven times, and enters '18-19 with 63 starting assignments in 101 career games, which is the most on the active roster. Narain, meanwhile, started once in 23 games and averaged career highs in every category (4.7 ppg, 2.0 rpg, .688 FG).
- Sophomore guard **Jordan Schakel** returns as one of the team's top three-point threats. Hailing from Torrance, Schakel ranked fourth on the team last year in three-point makes (27) and percentage (.346; min. 40 3FGA), while playing in all 33 games (13.8 mpg). Schakel averaged 3.2 points and 2.1 rebounds, and took great care of the ball, committing just nine turnovers in 455 minutes. In fact, he only had one multi-turnover game all season and finished the year with 26 straight one-turnover-or-less outings.

THE PROGRAM (through the games of Wed., Nov. 28)

- Head coach **Brian Dutcher** is in his second season at the helm after guiding San Diego State to a 22-11 record in his first season. He was the only first-year coach to lead his team to the NCAA tournament in 2018. In 96 previous seasons of Aztec basketball, no head coach had won more games and/or won a conference title in his first year until Dutcher accomplished the feat.
- San Diego State had advanced to the NCAA tournament seven times in the last nine seasons, making Sweet 16 appearances in both 2011 and 2014. Only 26 schools nationally have played in at least seven of the last nine NCAA tournaments.
- The Aztecs' NCAA appearance in 2018 was their first since 2015, and their 12th postseason berth in the last 13 years (8 NCAA, 4 NIT).
- SDSU claimed its Mountain West-leading 11th conference title last year and broke a tie with New Mexico by claiming its fifth MW tournament crown. The Aztecs, who played in their fourth Mountain West championship game in the last five seasons, won the tourney for the first time since 2011.
- San Diego State has been one of the elite programs in the nation since the start of the 2010-11 season, posting a cumulative record of 214-73. SDSU's .746 winning percentage is the 12th-best nationally over the last eight years. *See left column on the previous page for complete list*
- SDSU enters the new year having won at least 20 games and advanced to the postseason in 12 of the last 13 years (8 NCAA, 4 NIT). In the last 13 seasons, the Aztecs have averaged 25.2 victories.
- The Aztecs have won the Mountain West regular-season crown (outright or shared) five times in the last eight years.
- San Diego State has won at least 19 games in 13 consecutive seasons.

JALEN IS BACK FOR MORE

- After a phenomenal freshman debut, Jalen McDaniels is back for his sophomore campaign with the Aztecs. McDaniels, who spent the offseason auditioning for NBA teams, withdrew from the draft just prior to the deadline.
- McDaniels, who focused on being a better long-range shooter while working with NBA teams this past summer, is looking to better on a remarkable debut campaign.
- Jalen posted a special game in the 2018-19 season-opening victory against Arkansas-Pine Bluff. The sophomore became the first SDSU player in nearly seven years and just the fourth Aztec player, regardless of class, in the last 22 seasons to produce a game with at least 15 points, nine rebounds, five assists and three steals. He joined:

Player	Opponent / Date	Pts.	Rebs.	Asst.	Stls.	MP	NBA Perf.
Kawhi Leonard	vs. Wichita State / Dec. 4, 2010	16	12	5	4	34	+27
Chase Tapley	vs. Bryant / Nov. 11, 2011	20	11	6	3	38	+31
Jamaal Franklin	vs. Redlands / Dec. 30, 2011	26	10	5	6	28	+37
Jalen McDaniels	vs. Texas Southern / Nov. 6, 2018	15	9	5	3	27	+23

- McDaniels has scored in double figures in all six games this season and has matched a career-high with seven consecutive double-figure scoring games.
- San Diego State is 4-0 this season and 22-8 in his career when McDaniel connects on at least 40 percent or better from the field.
- The Aztecs are 13-2 when McDaniel scores at least 14 points and shoots at least 40 percent from the field.

Below is a look at a few of his accomplishments last season:

- For starters, McDaniels averaged 10.5 points, 7.5 rebounds and shot 58.6 percent from the field and 78.8 percent from the line last season. He led the team in rebounding as a freshman last season.
- McDaniels was one of just four freshman in the nation to average 10.5 points, 7.5 rebounds and connect on at least 58 percent from the field. Other than McDaniels, Iowa State's Cameron Lard is the only other 2017-18 freshman who returned for his sophomore campaign.
- He is the only San Diego State player, regardless of class, to post those numbers over an entire season in at least 22 seasons.
- For comparison sake, SDSU great Kawhi Leonard averaged 12.7 points and 9.9 rebounds as a freshman in 2009-10. However, McDaniels had an edge in field-goal percentage as Leonard connected on 45.5 percent from the field and 72.6 percent from the line.

HEMSLEY CLIMBING CHARTS IN 4TH SEASON

- Jeremy Hemsley enters his senior season in rare company. A native of Rancho Cucamonga, Calif., Hemsley will spend this season climbing the Aztecs career statistical charts in many categories.
- As he embarks on his senior campaign, here are a few of the categories to keep an eye on:

'18-19 MW PRESEASON POLL

Rk.	School (1st-Place Votes)
1.	Nevada - 207 (18)
2.	► San Diego State - 188 (1)
3.	New Mexico - 153
4.	Boise State - 139
5.	Fresno State - 138
6.	UNLV - 122
7.	Wyoming - 88
8.	Colorado State - 80
9.	Utah State - 78
10.	Air Force - 42
11.	San José State - 19

MOUNTAIN WEST STANDINGS

Since start of 2008-09 season

Rk.	School	W	L	Pct.	GB
1.	► San Diego State	121	47	.720	-
2.	New Mexico	111	57	.661	10
3.	Boise State	71	49	.592	26
4.	Fresno State	59	47	.557	31
5.	Nevada	57	49	.538	33
6.	UNLV	88	80	.524	33
7.	Colorado State	84	84	.500	37
8.	Utah State	40	50	.444	42
9.	Wyoming	68	100	.405	53
10.	Air Force	45	123	.268	76
11.	San Jose State	13	77	.144	69

MOUNTAIN WEST CHAMPIONSHIPS (11)

Regular Season Championships (6, record)

2006
2011
2012
2014
2015
2016

Tournament Championships (5, record)

2002
2006
2010
2011
2018

MOST MW MBB TITLES

Current members

Rk.	Team	MW Titles
1.	► San Diego State	11
2.	New Mexico	8
3.	Nevada	3
	UNLV	3
	Wyoming	3
6.	Air Force	1
	Boise State	1
	Colorado State	1
	Fresno State	1

MOST MW MBB COACHING TITLES

Rk.	Team	MW Titles
1.	► Steve Fisher, San Diego State	10
2.	Steve Alford, New Mexico	6
3.	Dave Rose, Brigham Young	4
4.	Steve Cleveland, Brigham Young	3
	Eric Musselman, Nevada	3

SDSU CAREER LEADERS

POINTS

Rk.	Player	Years	GP	Points
1.	Brandon Heath	04-05-06-07	125	2,189
2.	Michael Cage	81-82-83-84	112	1,846
3.	Anthony Watson	83-84-85-86	110	1,735
4.	Chase Tapley	10-11-12-13	134	1,526
5.	Tony Pinkins	55-56-57	82	1,475

17.	Lorenzo Wade	07-08-09	92	1,200
18.	Will Connelly	75-76-77	82	1,188
	Von Jacobsen	69-70-71	78	1,188
20.	Jamaal Franklin	11-12-13	87	1,181
21.	D.J. Gay	08-09-10-11	140	1,178
22.	► Jeremy Hemsley	16-17-18-19	107	1,146
23.	Malik Pope	15-16-17-18	125	1,111

ASSISTS

Rk.	Player	Years	GP	Assists
1.	Tony Gwynn	78-79-80-81	107	590
2.	Richie Williams	06-07-08-09	127	479
3.	Chad Nelson	94-95-96-97	112	412
4.	Brandon Heath	04-05-06-07	125	394
5.	Mark Delsman	74-75-76-77	109	376

15.	Ray Leary	74-75-76	76	279
16.	Lorenzo Wade	07-08-09	92	275
17.	Mike Dodd	76-77-78-79	91	271
18.	Creon Dorsey	85-86	59	263
19.	Bryan Williams	88-89	48	243
20.	Michael Best	89-90	56	238
21.	► Jeremy Hemsley	16-17-18-19	107	215
22.	Tony Bland	02-03	63	213

THREE-POINT FIELD GOALS

Rk.	Player	Years	GP	3FGM
1.	Brandon Heath	04-05-06-07	125	281
2.	Tony Ross	87-88-89	85	270
3.	Chase Tapley	10-11-12-13	134	223
4.	D.J. Gay	08-09-10-11	140	219
5.	John Sharper	03-04-05-06	119	166
6.	Trey Kell	15-16-17-18	134	150
7.	Matt Shrigley	14-15-16-17	113	138
8.	Jason Richey	97-98	52	136
9.	Kyle Spain	06-07-08-09	115	130
10.	James Rahon	11-12-13	100	129
11.	► Jeremy Hemsley	16-17-18-19	107	123
12.	Chad Nelson	94-95-96-97	112	122

- First off, Hemsley is a member of the 1,000-point, 200 rebound, 200 assist club. In school history, there have been 33 players to score 1,000 points at San Diego State and 24 to record 200 rebounds, but in the Brian Dutcher/Steve Fisher era only nine players have reached the 1,000-200-200 club. The players to accomplish that since 1999-2000 are (listed chronologically): Tony Bland, Brandon Heath, Lorenzo Wade, D.J. Gay, Chase Tapley, Xavier Thames, Winston Shepard, Trey Kell and Hemsley.
- Hemsley has 1,146 points. That ranks 22nd on the school's all-time list.
- Hemsley has 215 assists. That ranks 21st on the school's all-time list.
- Hemsley has 123 three-point field goals. That ranks 11th in school history.
- Hemsley has played 2,802 minutes. That ranks 18th on the school's all-time list.
- Hemsley has 237 made free throws. That is good for 16th in school's Division I era.

TOUGH AT HOME

- San Diego State has advanced to the NCAA tournament seven of the last nine seasons and has a NIT national semifinalist appearance as well during that span. One reason for the success is that the Aztecs have been a very tough out as Viejas Arena.
 - Since the start of the 2009-10 campaign, San Diego State has the ninth-highest winning percentage in the country, amassing a 131-17 home record, winning 88.5 percent of its home games during that span.
- Here are a few tidbits on the recent home success.
- In its last 151 home games, San Diego State has compiled a 134-17 mark, including a 65-7 record against non-conference competition at Viejas.
 - Since the start of the 2012-13 campaign, the Aztecs are 86-13 at home, including a 40-6 record in non-conference home contests during that stretch (38-4 against non-top 25 non-conference foes).
 - The Aztecs are 32-5 in their last 37 non-conference home games.
 - Currently, San Diego State has a modest eight-game win streak at Viejas.

PRESEASON MOUNTAIN WEST CONFERENCE POLL

- San Diego State has been picked second in the annual Mountain West preseason media poll.
- The preseason favorite, according to the media that regularly cover the conference, is Nevada, which won the 2017-18 regular-season title. The Wolf Pack earned 207 points and 18 first-place votes to finish in front of SDSU, the reigning Mountain West tournament champions who garnered 188 points and one first-place tally.
- The Aztecs won the MW tournament crown a season ago when they beat New Mexico in the final. The Lobos' run to the championship game set them up for a third-place finish in this year's preseason poll. UNM picked up 153 points to finish ahead of fourth-place Boise State (139 points) and fifth-place Fresno State (138).
- UNLV (6th; 122 points), Wyoming (7th; 88) and Colorado State (8th; 80) were the next three teams to fall in line behind the Bulldogs with Utah State (9th; 78), Air Force (10th; 42) and San José State (11th; 19) rounding out the poll.
- SDSU has finished either first or second in the Mountain West preseason poll and received at least one first-place vote in each of the last five years. It is also the 10th time in 20 seasons the Aztecs have been picked first or second in the poll. All 10 times, additionally, have occurred in the last 14 years.
- Despite being considered the second-best team in the league, San Diego State did not have a player voted to the preseason all-conference team or as one of the of-the-year award winners (player, freshman, newcomer).
- The Aztecs are set to return three of their top four scorers from last season (Devin Watson, Matt Mitchell, Jalen McDaniels) and four of their top six (Watson, Mitchell, McDaniels, Jeremy Hemsley) off a 2017-18 team that went 22-11, won their Mountain West-high 11th conference title and advanced to the NCAA tournament for the seventh time in the last nine years.

LAST TIME OUT

SAN DIEGO STATE 87, JACKSON STATE 44 (game 6)

Nov. 27, 2018 | Steve Fisher Court at Viejas Arena

- San Diego State dominated both ends of the court from the opening tip and recorded its widest margin of victory against a Division I opponent in 32 years as the Aztecs defeated Jackson State, 87-44.
- The Aztecs, coming off a 30-point loss six days earlier, scored the first 11 points of the game, raced to a 24-5 advantage and built a 49-21 halftime lead.
- Five San Diego State players scored in double figures, led by sophomores Matt Mitchell and Jordan Schakel. Mitchell had 15 points to go along with six rebounds and three assists and Schakel had 15 points and four steals.
- Classmate Jalen McDaniels had 14 points and junior forward Nolan Narain came off the bench to add 11 points and four rebounds.
- Offensively, San Diego State was efficient, connecting on 50.9 percent of its field goal attempts, including 57.6 percent of its two-point field goal attempts. The Aztecs had 20 assists on 29 field goal attempts.
- San Diego State has now won 70 consecutive games when shooting 50 percent or better from the floor.
- Defensively, the Aztecs limited Jackson State to 25.9 percent from the field, the lowest mark for an SDSU opponent in the Brian Dutcher era. This was just the 33rd time this season that a Division I opponent was held to less than 30 percent field goal shooting and was forced into more than 20 turnovers (23).
- With the victory, San Diego State has followed each of its last four defeats with a victory in the next game.

SDSU BROADCAST ROSTER

San Diego State at Illinois State | Doug Collins Court at Redbird Arena | Normal, Ill. | Dec. 1, 2018



0
DEVIN WATSON

Guard
6-1, 183, Senior-1L
Oceanside, Calif.
Univ. of San Francisco

PPG: 14.7 RPG: 3.0 APG: 4.3
FG%: 42.6 3FG: 40.9 FT%: 85.7



2
ADAM SEIKO

Guard
6-3, 195, Freshman-RS
Boston, Mass.
Sierra Canyon High (Calif.)

PPG: 3.0 RPG: 0.8 APG: 0.7
FG%: 4/9 3FG: 3/6 FT%: 70.0



3
AGUEK AROP

Forward
6-6, 220, Freshman-HS
Omaha, Neb.
Omaha South High

PPG: 0.8 RPG: 3.0 APG: 0.6
FG%: 2/6 3FG: 0/2 FT%: 0/0



4
MICHAEL SOHIKISH

Guard
5-9, 160, Senior-SQ
San Diego, Calif.
University City High

PPG: 0.0 RPG: 0.0 APG: 0.3
FG%: 0/2 3FG: 0/1 FT%: 0/0



5
JALEN MCDANIELS

Forward
6-10, 195, Sophomore-1L
Federal Way, Wash.
Federal Way High

PPG: 15.0 RPG: 6.8 APG: 2.5
FG%: 47.1 3FG: 35.7 FT%: 67.9



11
MATT MITCHELL

Forward
6-6, 230, Sophomore-1L
Riverside, Calif.
Roosevelt High


PPG: 13.3 RPG: 4.3 APG: 1.8
FG%: 44.4 3FG: 33.3 FT%: 85.2



20
JORDAN SCHAKEL

Guard
6-6, 200, Sophomore-1L
Torrance, Calif.
Bishop Montgomery High

PPG: 10.7 RPG: 4.0 APG: 1.2
FG%: 52.9 3FG: 50.0 FT%: 94.1



23
ED CHANG

Forward
6-8, 215, Freshman-HS
Papillion, Neb.
Garfield High (Wash.)

PPG: 1.5 RPG: 0.3 APG: 0.3
FG%: 2/4 3FG: 2/4 FT%: 0/0



24
NOLAN NARAIN

Forward
6-10, 230, Junior-2L
Hamilton, Ontario, Canada
La Lumiere School (Ind.)

PPG: 4.5 RPG: 3.7 APG: 0.7
FG%: 66.7 3FG: 1/2 FT%: 60.0



31
NATHAN MENSAH

Forward
6-10, 225, Freshman-HS
Labadi, Accra, Ghana
Findlay Prep (Nev.)

PPG: 3.5 RPG: 5.2 APG: 0.7
FG%: 37.5 3FG: 0/0 FT%: 9/15



35
JOEL MENSAH

Forward
6-10, 215, Freshman-HS
Korle Gonno, Accra, Ghana
JSerra Catholic High (Calif.)

PPG: 1.8 RPG: 1.0 APG: 0.0
FG%: 3/10 3FG: 0/0 FT%: 3/4



42
JEREMY HEMSLEY

Guard
6-3, 195, Senior-3L
Rancho Cucamonga, Calif.
Damien High

PPG: 9.8 RPG: 2.0 APG: 2.3
FG%: 42.2 3FG: 28.6 FT%: 77.3



HEAD COACH
BRIAN DUTCHER

- 2nd season as head coach
- 20th year at SDSU
- 1989 NCAA champion
- 3 NCAA title game appearances
- 17 NCAA tournament appearances
- 11-time Mountain West champion



ASSISTANT COACH
ROD PALMER



ASSISTANT COACH
DAVE VELASQUEZ



ASSISTANT COACH
JAY MORRIS



ASST. TO HEAD COACH
MARK FISHER

2018-19 SAN DIEGO STATE ALPHABETICAL ROSTER

No.	Name	Pos.	Ht.	Wt.	Yr.	Exp.	Most Recent Div. I Season			Hometown (High School/Previous School)
							PPG	RPG	APG	
3	Aguek Arop	F	6-6	220	Fr.	HS	--	--	--	Omaha, Neb. (Omaha South High)
23	Ed Chang	F	6-8	215	Fr.	HS	--	--	--	Papillion, Neb. (Garfield High (Wash.))
13	Caleb Giordano	G	6-3	190	So.	JC	--	--	--	La Mesa, Calif. (Great Oak High/San Diego Miramar College)
42	Jeremy Hemsley	G	6-3	195	Sr.	3L	7.3	1.7	2.1	Rancho Cucamonga, Calif. (Damien High)
5	Jalen McDaniels	F	6-10	195	So.	1L	10.5	7.5	0.9	Federal Way, Wash. (Federal Way High)
35	Joel Mensah	F	6-10	215	Fr.	HS	--	--	--	Accra, Ghana (JSerra Catholic High (Calif.))
31	Nathan Mensah	F	6-10	225	Fr.	HS	--	--	--	Accra, Ghana (Findlay Prep (Nev.))
11	Matt Mitchell	F	6-6	240	So.	1L	10.5	4.0	1.7	Riverside, Calif. (Roosevelt High)
24	Nolan Narain	F	6-10	225	Jr.	2L	4.7	2.0	0.3	Hamilton, Ontario, Canada (La Lumiere School (Ind.))
20	Jordan Schakel	G	6-6	200	So.	1L	3.2	2.1	0.6	Torrance, Calif. (Bishop Montgomery High)
2	Adam Seiko	G	6-3	195	Fr.	RS	--	--	--	Boston, Mass. (Sierra Canyon High (Calif.))
4	Michael Sohikish	G	5-9	160	Sr.	SQ	0.7	0.2	0.2	San Diego, Calif. (University City High)
0	Devin Watson	G	6-1	183	Sr.	1L	12.2	2.6	3.8	Oceanside, Calif. (El Camino High/San Francisco)

2018-19 SAN DIEGO STATE NUMERICAL ROSTER

No.	Name	Pos.	Ht.	Wt.	Yr.	Exp.	Most Recent Div. I Season			Hometown (High School/Previous School)
							PPG	RPG	APG	
0	Devin Watson	G	6-1	183	Sr.	1L	12.2	2.6	3.8	Oceanside, Calif. (El Camino High/San Francisco)
2	Adam Seiko	G	6-3	195	Fr.	RS	--	--	--	Boston, Mass. (Sierra Canyon High (Calif.))
3	Aguek Arop	F	6-6	220	Fr.	HS	--	--	--	Omaha, Neb. (Omaha South High)
4	Michael Sohikish	G	5-9	160	Sr.	SQ	0.7	0.2	0.2	San Diego, Calif. (University City High)
5	Jalen McDaniels	F	6-10	195	So.	1L	10.5	7.5	0.9	Federal Way, Wash. (Federal Way High)
11	Matt Mitchell	F	6-6	240	So.	1L	10.5	4.0	1.7	Riverside, Calif. (Roosevelt High)
13	Caleb Giordano	G	6-3	190	So.	JC	--	--	--	La Mesa, Calif. (Great Oak High/San Diego Miramar College)
20	Jordan Schakel	G	6-6	200	So.	1L	3.2	2.1	0.6	Torrance, Calif. (Bishop Montgomery High)
23	Ed Chang	F	6-8	215	Fr.	HS	--	--	--	Papillion, Neb. (Garfield High (Wash.))
24	Nolan Narain	F	6-10	225	Jr.	2L	4.7	2.0	0.3	Hamilton, Ontario, Canada (La Lumiere School (Ind.))
31	Nathan Mensah	F	6-10	225	Fr.	HS	--	--	--	Accra, Ghana (Findlay Prep (Nev.))
35	Joel Mensah	F	6-10	215	Fr.	HS	--	--	--	Accra, Ghana (JSerra Catholic High (Calif.))
42	Jeremy Hemsley	G	6-3	195	Sr.	3L	7.3	1.7	2.1	Rancho Cucamonga, Calif. (Damien High)

Head Coach:

Brian Dutcher (Minnesota, 1982), Second Season (20th Season Overall at SDSU)

Assistant Coaches:

Rod Palmer (UC Irvine, 1990), First Season

David Velasquez (San Diego State, 2007), Sixth Season (17th Season Overall at SDSU)

Jay Morris (Cal State Dominguez Hills, 2010), First Season

Assistant to the Head Coach:

Mark Fisher (Michigan, 2001), Sixth Season (17th Season Overall at SDSU)

Assistant A.D.-Director of Operations:

Matt Soria (San Diego State, 2002), 12th Season (19th Season Overall at SDSU)

Director of Player Development:

JD Pollock (Kennesaw State, 2009), Second Season

ELIGIBLE IN 2019-20

No.	Name	Pos.	Ht.	Wt.	Yr.	Exp.	Most Recent Div. I Season			Hometown (High School/Previous School)
							PPG	RPG	APG	
22	Malachi Flynn	G	6-2	180	Jr.	TR	15.8	3.4	4.3	Tacoma, Wash. (Bellarmine Prep/Washington State)

PRONUNCIATIONS

Aguek Arop

uh-GWUK uh-rope

Jordan Schakel

Jordan SHACK-kull

Malachi Flynn

MAL-uh-ky Flynn

Adam Seiko

Adam SAY-ko

Michael Sohikish

Michael so-HE-kish



BRIAN DUTCHER

Head Coach

2nd Season • 20th Season Overall at SDSU • Minnesota, 1982

Brian Dutcher, a long-time San Diego State men's basketball assistant coach, is entering his second season as head coach after a first year in which he led the Aztecs to their Mountain West-high 11th conference title and back to the NCAA tournament for the first time since 2015. Dutcher, who took over the helm of the program following Steve Fisher's retirement announcement on April 11, 2017, was on The Mesa for all of Fisher's 18 seasons. He held the title of associate head coach/head coach in waiting for six years and is the program's 15th head coach.

Over the course of his time at San Diego State, Dutcher helped the Aztecs reach the postseason 14 times, including nine trips to the NCAA tournament, win a conference-best 11 Mountain West titles and record 13 seasons of at least 20 victories.

Since 2008-09, Dutcher and SDSU twice advanced to the NCAA Sweet 16 (2011, 2014) and NIT semifinal round (2009, 2016), won at least 25 games seven times and captured eight MW championships (five regular season, three tournament).

Dutcher arrived at SDSU shortly after Fisher was hired on March 26, 1999. In his first year in "America's Finest City," the Aztecs won only five games, but improved upon their win total from the season before. After that, San Diego State posted a 14-14 record in 2000-01, before winning the 2002 MW Championship, earning an NCAA tournament bid and finishing with a 21-12 record. The 2002-03 campaign saw SDSU receive an NIT invitation, which culminated in the program's first Division I postseason victory.

After helping attract the first McDonald's All-American to the 2002-03 squad, Dutcher assisted in securing the signatures of future starters and all-league performers Brandon Heath and Marcus Slaughter. The duo started their first two seasons on The Mesa, leading to the 2005-06 season that produced the school's first Mountain West regular-season and tournament title sweep.

The Aztecs advanced to the NCAA tournament and ultimately won a then-school-record 24 games. That appearance led to a string of 10 consecutive postseason berths.

From the 2006-07 campaign through 2008-09, San Diego State registered 20 or more wins and went to three straight NITs. In 2009, the Aztecs advanced to the NIT semifinals and broke the previous school record with 26 victories.

The run to the NIT semifinals was a springboard to the most successful run in SDSU basketball history. Led by future NBA first-round draft pick and NBA champion Kawhi Leonard, the 2009-10 Aztecs won the MW Championship, advanced to the NCAA tournament and fell four points shy of moving on to the second round before finishing with a 25-9 record.

The NCAA experience from the 2009-10 squad proved fruitful in 2010-11 when it returned all five starters, including Leonard, and a freshman named Jamaal Franklin, who would turn out to be a future MW Player of the Year and NBA draft selection. With Dutcher on staff, SDSU won its first 20 games of the year, shared the MW regular-season title and captured the MW tournament crown. The Aztecs moved on to the NCAA tournament as a No. 2 seed and won the program's first Division I NCAA tournament game. San Diego State, which was ranked as high as No. 4 and received first-place votes at one point in the season, advanced to the Sweet 16 and fell to the eventual national champion, finishing with a school-record 34 wins, a mark that still stands today. The Aztecs' also found themselves in the final top-25 polls, ranking sixth in the AP and 11th in the USA Today Coaches Poll.

Five months after SDSU's record-setting 2010-11 campaign, the University elevated Dutcher from associate head coach to associate head coach/head coach in waiting.

In his first season with his new title, Dutcher and the Aztecs advanced to the 2011-12 NCAA tournament as an at-large team and recorded 26 wins. The next season, SDSU was again an at-large selection to the 2013 NCAA tournament, moved on to the round of 32 for the second time in three years and finished with 23 victories.

Another NCAA Sweet 16 run was in the cards in Dutcher's third season as the head coach in waiting. The Aztecs opened the season by winning 21 of their first 22 games, including 20 in a row at one point, and were led by seniors Xavier Thames, who would become an NBA draft pick, and Josh Davis. SDSU won the program's second outright Mountain West regular-season title and later swept through two games in Spokane, Washington, to secure its second Sweet 16 appearance in four seasons. San Diego State compiled 31 wins and finished the season ranked 13th in the AP and 12th in the Coaches after rising to as high as fifth nationally in both polls.

The 2014-15 campaign saw the Aztecs spend their fifth straight season in the top 25. In the process of winning 27 games, San Diego State grabbed its second straight MW regular-season crown and earned an at-large invitation to the NCAA tournament where they defeated St. John's in the round of 64. One season later, the Aztecs found themselves in the NIT after winning the MW by three games with a 16-2 record. Nevertheless, San Diego State won three games and qualified for the NIT national semifinals, eventually logging 28 victories.

Last season, SDSU won six consecutive games to end the regular season and all three in the MW tournament to capture the program's 11th league crown to return to the NCAA tournament. Despite the NCAA first-round exit, SDSU finished the campaign with a 22-11 record, with the 22 wins representing the most by a first-year Aztec men's basketball head coach and the second-most among first-year coaches last season.

Before Dutcher arrived at San Diego State, he served as assistant coach and later associate head coach at Michigan under Fisher. He spent 10 seasons on the Wolverine staff, establishing himself as one of the nation's top assistant coaches. His first year in Ann Arbor was 1989 and resulted in a national title for Michigan as he assisted then-interim head coach Fisher on the bench.

The Bloomington, Minn., native led UM's recruiting efforts in 1990-91 when the Wolverines inked Juwan Howard, Ray Jackson, Jimmy King, Jalen Rose and Chris Webber. The "Fab Five" is considered perhaps the best recruiting class in NCAA history. Dutcher helped lead that group to nearly 100 wins, two berths in the NCAA championship game and a regional final over a four-year period. He was also on the Michigan staff for an NIT championship (1997).

Dutcher's recruiting prowess, however, was demonstrated by more than just the "Fab Five" haul. Michigan had the nation's top-ranked recruiting class in 1993-94 and in 1994-95, with a group that included Maurice Taylor and Jerod Ward. The accomplishment marked the first time that a university had the nation's top class in consecutive years, according to recruiting analyst Bob Gibbons.

Dutcher was born Oct. 30, 1959, in Alpena, Mich. He attended Jefferson High School in Bloomington, Minn., and went on to earn a bachelor's degree in physical education from Minnesota in 1982. While an undergraduate, he worked for his father, then-Gopher head coach Jim Dutcher. He then spent one season in the prep ranks at Apple Valley (Minn.) High School before becoming a graduate assistant at Illinois, where he earned his master's degree in physical education and athletic administration.

While in Champaign, Dutcher helped Lou Henson lead the Illini to a Big Ten championship, two appearances in the Sweet 16 and one regional final.

Dutcher's first full-time coaching job came at South Dakota State, where he spent three seasons helping turn around the Division II program before departing in 1988 for Michigan.

His final season in Ann Arbor ended with the Wolverines claiming the first-ever Big Ten Tournament championship.

Brian Dutcher Year-By-Year (Division I Only)

Year	School (Position)	Overall		Conference		Postseason; Championships
		W-L	Pct.	W-L	Pct.	
1988-89	Michigan (AC)	30-7	.811	12-6	.667	NCAA Champions
1989-90	Michigan (AC)	23-8	.742	12-6	.667	NCAA 2nd Round
1990-91	Michigan (AC)	14-15	.483	7-11	.389	NIT 1st Round
1991-92	Michigan (AC)	25-9	.735	11-7	.611	NCAA Runner-Up
1992-93	Michigan (AC)	31-5	.861	15-3	.833	NCAA Runner-Up
1993-94	Michigan (AC)	24-8	.750	13-5	.722	NCAA Regional Finalist
1994-95	Michigan (AC)	17-14	.548	11-7	.611	NCAA 1st Round
1995-96	Michigan (AC)	20-12	.625	10-8	.556	NCAA 1st Round
1996-97	Michigan (AC)	24-11	.686	9-9	.500	NIT Champions
1997-98	Michigan (AC)	25-9	.735	11-5	.688	NCAA 2nd Round; Big 10 Tournament
10 Seasons at UM		233-98	.704	111-67	.624	8 NCAAAs, 10 Postseason Appearances
Year	School (Position)	Overall		Conference		Postseason; Championships
		W-L	Pct.	W-L	Pct.	
1999-00	SDSU (Asst. HC)	5-23	.179	0-14	.000	
2000-01	SDSU (Asst. HC)	14-14	.500	4-10	.286	
2001-02	SDSU (Asst. HC)	21-12	.636	7-7	.500	NCAA 1st round; MW Tournament
2002-03	SDSU (Asst. HC)	16-14	.533	6-8	.429	NIT second round
2003-04	SDSU (Asst. HC)	14-16	.467	5-9	.357	
2004-05	SDSU (Asst. HC)	11-18	.379	4-10	.286	
2005-06	SDSU (Asst. HC)	24-9	.727	13-3	.813	NCAA 1st Round; MW RS, Tournament
2006-07	SDSU (Asst. HC)	22-11	.667	10-6	.625	NIT 2nd Round
2007-08	SDSU (Asst. HC)	20-13	.606	9-7	.563	NIT 1st Round
2008-09	SDSU (Asst. HC)	26-10	.722	11-5	.688	NIT Semifinals
2009-10	SDSU (Asst. HC)	25-9	.735	11-5	.688	NCAA 1st Round; MW Tournament
2010-11	SDSU (Asst. HC)	34-3	.919	14-2	.875	NCAA Sweet 16; MW RS, Tournament
2011-12	SDSU (HCiW)	26-8	.765	10-4	.714	NCAA 2nd Round; MW RS
2012-13	SDSU (HCiW)	23-11	.676	9-7	.563	NCAA 3rd Round
2013-14	SDSU (HCiW)	31-5	.861	16-2	.889	NCAA Sweet 16; MW RS
2014-15	SDSU (HCiW)	27-9	.750	14-4	.778	NCAA 3rd Round; MW Co-RS
2015-16	SDSU (HCiW)	28-10	.737	16-2	.889	NIT Semifinals; MW RS
2016-17	SDSU (HCiW)	19-14	.576	9-9	.500	
2017-18	SDSU (HC)	22-10	.686	11-7	.611	NCAA; MW Tournament
2018-19	SDSU (HC)	4-2	.667	0-0	.000	
19 Seasons at SDSU		412-221	.651	179-121	.597	9 NCAAAs, 14 Postseason Appearances
29-Season Career Totals		Overall		Conference		Postseason
		W-L	Pct.	W-L	Pct.	
		645-319	.669	290-188	.607	17 NCAAAs, 24 Postseason Appearances

SEASON / CAREER HIGHS

Points

Season 21 vs. Xavier (11-20-18)
 Career 33 vs. Pepperdine (3-5-16)
 33 vs. Gonzaga (1-2-16)

Rebounds

Season 4 vs. (1/1) Duke (11-19-18)
 4 vs. Arkansas-Pine Bluff (11-6-18)
 Career 8 vs. Coppin State (12-18-15)

Assists

Season 8 vs. Texas Southern (11-14-18)
 Career 9 at Arizona State (11-14-17)

Field Goals

Season 7 vs. Arkansas-Pine Bluff (11-6-18)
 Career 12 vs. Gonzaga (1-2-16)

Field Goals Attempted

Season 14 vs. Xavier (11-20-18)
 Career 26 vs. Gonzaga (1-2-16)

Three-Point Field Goals

Season 6 vs. Arkansas-Pine Bluff (11-6-18)
 Career 6 vs. Arkansas-Pine Bluff (11-6-18)

Three-Point FG Attempted

Season 11 vs. Xavier (11-20-18)
 Career 12 vs. Gonzaga (1-2-16)

Free Throws

Season 7 vs. Xavier (11-20-18)
 Career 14 vs. UC Riverside (11-21-15)

Free Throws Attempted

Season 8 vs. Xavier (11-20-18)
 Career 17 at Pacific (2-25-16)

Steals

Season 2 vs. Jackson State (11-27-18)
 2 vs. (1/1) Duke (11-19-18)
 Career 6 at Florida Gulf Coast (11-25-14)

Blocked Shots

Season
 Career

Minutes Played

Season 39 vs. Xavier (11-20-18)
 Career 42 vs. Santa Clara (2-6-16)
 42 vs. Gonzaga (1-2-16)



0 • DEVIN WATSON

GUARD • 6-1 • 183 • SENIOR - 1L
 OCEANSIDE, CALIF. (SAN FRANCISCO)

NCAA Rankings (through Nov. 27)

- 75th in three-point field goals per game (3.00), 82nd in minutes per game (34:28), 86th in three-point field goals (18)

Mountain West Rankings (through Nov. 27)

- 3rd in assists (26), 3rd in three-point field goal attempts (44), T-3rd in three-point field goals (18), 4th in assists per game (4.3), 4th in minutes per game (34:28), 5th in three-point field goals per game (3.00), 9th in three-point field goal percentage (.409), 10th in assist-to-turnover ratio (1.63)

Quick Hits

- In his last 27 games, he has made 56-of-125 three-point attempts (44.8 percent).
- Reached double figures in 22 of the last 29 games (12.3 ppg; 358 points).
- In his last 29 games, he has 112 assists and 56 turnovers (2.0 ast./TO ratio).
- Averaging 3.7 assists in his last 13 games (48 assists, 24 turnovers).
- In 18 away/neutral games last season, he averaged 13.4 points (241 points).
- Has reached double figures in scoring in 24 of his last 30 road/neutral games.
- Has eight games of at least 25 points in his career.
- Has multiple assists in 41 of his last 48 games.

Season Highlights

- Leads SDSU in minutes (207 (No. 2 is 173)), minutes per game (34.5), three-point field goals (18), three-point field goal attempts (44), assists (26) and assists per game (4.3).
- Has scored in double figures five of the team's six games (SDSU is 4-1 in those games).
- Has three or more assists in five of the team's six games (SDSU is 4-1 in those games).
- Posted a team-high 20 points on 7-of-12 shooting in the opener against Arkansas-Pine Bluff... Made a career-high six three-pointers, going 6-for-10 from three-point range... Scored or assisted on 10 (41.7 pct.) of SDSU's 24 field goals.
- Had 14 points and eight assists against Texas Southern... The eight assists were just one off a career high.
- Averaged 14.7 points and 3.7 assists at the Maui Jim Maui Invitational... At the Maui led the team in minutes played (104, 34.7), three-pointers (9), assists (11, 3.7) and steals (3, 1.0), while ranking second in points (44, 14.7)... Had a team-high 15 points (5-8 FG, 3-6 3FG) against No. 1/1 Duke in the opener... Recorded 21 points and a game-high seven assists, playing a season-high 39 minutes in the win vs. Xavier. Scored or assisted on 12 (46.2 pct.) of SDSU's 26 field goals.

2018-19 GAME-BY-GAME STATISTICS

Opponent	GS	FG	3FG	FT	O-D-R	PF	TP	A	TO	B	S	MP
Arkansas-Pine Bluff	*	7-12	6-10	0-0	0-4-4	1	20	3	3	0	1	38
Texas Southern	*	5-12	1-4	3-4	0-2-2	1	14	8	3	0	0	32
vs. (1/1) Duke	*	5-8	3-6	2-2	1-3-4	3	15	3	3	0	2	34
vs. Xavier	*	5-14	4-11	7-8	1-2-3	1	21	7	3	0	1	39
vs. Iowa State	*	3-11	2-6	0-0	1-1-2	0	8	1	2	0	0	31
Jackson State	*	4-11	2-7	0-0	0-3-3	1	10	4	2	0	2	33
at Illinois State												
San Diego												
at California												
Cal State Dominguez Hills												
Brigham Young												
Brown												
CSUN												
at Boise State												
Wyoming												
at Air Force												
New Mexico												
at Fresno State												
UNLV												
Air Force												
at San Jose State												
at New Mexico												
Utah State												
at Colorado State												
Boise State												
Nevada												
at UNLV												
at Utah State												
San Jose State												
Fresno State												
at Nevada												

MISCELLANEOUS STATS / SAN DIEGO STATE RECORD

Category	2018-19 Season		Career	
	Games	SDSU W/L	Games	SDSU W/L
Double-Figure Scoring	5	4-1	70*	20-8
Double-Figure Assists	0	0-0	0	0-0
Double-Doubles	0	0-0	0	0-0
Lead SDSU in Scoring	2	1-1	11	7-4
Lead SDSU in Rebounding	0	0-0	0	0-0
Lead SDSU in Assists	4	3-1	16	9-7
20+ Point Games	2	2-0	25	5-1
15+ Point Games	3	2-1	39	8-4
5+ Assist Games	2	2-0	35	8-4
Consecutive Games	Current	Long		
Double-Figure Scoring	1	19		
With At Least 1 Assist	48	48		
Played 30 or More Minutes	9	19		

* - 42 double-digit scoring games came while at San Francisco.

▶ WATSON CAREER STATISTICS

Year	G-GS	Min.-Avg.	FG-FGA	Pct.	3P-3PA	Pct.	FT-FTA	Pct.	OR	DR	Reb	Avg.	PF-D	AT	TO	BS	ST	Pts	Avg.
14-15*	31-17	732-23.6	82-214	.383	16-64	.250	81-111	.730	13	39	52	1.7	58-2	78	59	0	31	261	8.4
15-16*	30-30	1,041-34.7	192-459	.418	65-186	.349	159-217	.733	9	65	74	2.5	53-2	146	89	0	27	608	20.3
17-18	33-33	1,031-31.2	130-319	.408	49-126	.389	95-126	.754	17	69	86	2.6	47-0	124	60	0	32	404	12.2
18-19	6-6	207-34.5	29-68	.426	18-44	.409	12-14	.857	3	15	18	3.0	7-0	26	16	0	6	88	14.7
Totals	100-86	3,011-30.1	433-1,060	.408	148-420	.352	347-468	.741	42	188	230	2.3	165-4	374	224	0	96	1,361	13.6

* - San Francisco

CAREER HIGHS

Points

Career 8 vs. (1/1) Duke (11-19-18)

Rebounds

Career 3 vs. Jackson State (11-27-18)

Assists

Career 2 vs. Xavier (11-20-18)

Field Goals

Career 2 vs. (1/1) Duke (11-19-18)

Field Goals Attempted

Career 2 vs. Iowa State (11-21-18)
2 vs. (1/1) Duke (11-19-18)
2 vs. Texas Southern (11-14-18)
2 vs. Arkansas-Pine Bluff (11-6-18)

Three-Point Field Goals

Career 2 vs. (1/1) Duke (11-19-18)

Three-Point FG Attempted

Career 2 vs. Iowa State (11-21-18)
2 vs. (1/1) Duke (11-19-18)

Free Throws

Career 3 vs. Jackson State (11-27-18)

Free Throws Attempted

Career 4 vs. Jackson State (11-27-18)
4 vs. (1/1) Duke (11-19-18)

Steals

Career 3 vs. Jackson State (11-27-18)

Blocked Shots

Career

Minutes Played

Career 16 vs. Iowa State (11-21-18)



2 • ADAM SEIKO

GUARD • 6-3 • 195 • FRESHMAN - RS
BOSTON, MASS. (SIERRA CANYON HIGH (CALIF.))

Quick Hits

- Pronounced SAY-ko.
- Made his collegiate debut against Arkansas-Pine Bluff in the opener on Nov. 6, scoring two points in 11 minutes.
- Redshirted last season.
- Rated a three-star player by Rivals at the time of his signing.
- Averaged 10.4 points (.430 3FG), 3.2 rebounds, 2.0 assists and 1.6 steals as a senior, according to MaxPreps.
- Helped SCHS to a 27-3 record (7-0 Gold Coast League), a No. 5 state ranking and a No. 15 national ranking in 2016-17, according to MaxPreps.

Season Highlights

- Is 3-for-6 (.500) from three-point range this season and 1-for-3 (.333) on two-point field goals.
- Has played at least 10 minutes in each of the six games this season.
- Scored his first career collegiate bucket - a runner in the lane - in his first career game against Arkansas-Pine Bluff, playing 11 minutes total off the bench.
- Scored 13 points (4.3 avg.) off the bench in the three games (most points off the bench for SDSU) at the Maui Jim Maui Invitational, going 3-for-5 (.600) from three-point range... Posted a career-high eight points (2-2 3PG, 2-4 FT) against No. 1/1 Duke.
- Recorded three steals against Jackson State after not recording one over his first 58 minutes this season across five games, while adding a career-high three rebounds.

2018-19 GAME-BY-GAME STATISTICS

Opponent	GS	FG	3FG	FT	O-D-R	PF	TP	A	TO	B	S	MP
Arkansas-Pine Bluff	1-2	0-1	0-0	0-0-0	0	2	0	0	0	0	0	11
Texas Southern	0-2	0-0	0-0	1-0-1	2	0	1	1	0	0	0	10
vs. (1/1) Duke	2-2	2-2	2-4	0-0-0	1	8	0	0	0	0	0	11
vs. Xavier	0-1	0-1	0-0	1-0-1	0	0	2	0	0	0	0	10
vs. Iowa State	1-2	1-2	2-2	0-0-0	1	5	0	1	0	0	0	16
Jackson State	0-0	0-0	3-4	0-3-3	1	3	1	1	0	3	15	
at Illinois State												
San Diego												
at California												
Cal State Dominguez Hills												
Brigham Young												
Brown												
CSUN												
at Boise State												
Wyoming												
at Air Force												
New Mexico												
at Fresno State												
UNLV												
Air Force												
at San Jose State												
at New Mexico												
Utah State												
at Colorado State												
Boise State												
Nevada												
at UNLV												
at Utah State												
San Jose State												
Fresno State												
at Nevada												

MISCELLANEOUS STATS / SAN DIEGO STATE RECORD

Category	2018-19 Season	
	Games	SDSU W/L
Double-Figure Scoring	0	0-0
15-Point Games	0	0-0
Led SDSU in Scoring	0	0-0
Led SDSU in Rebounding	0	0-0
Led SDSU in Assists	0	0-0
Multiple Steals	1	1-0
One Turnover or Less	6	4-2
Consecutive Games	Current	Long
Consecutive Games Played	6	6
Scoring A Point	2	2
One Turnover or Less	6	6

► SEIKO CAREER STATISTICS

Year	G-GS	Min.-Avg.	FG-FGA	Pct.	3P-3PA	Pct.	FT-FTA	Pct.	OR	DR	Reb	Avg.	PF-D	AT	TO	BS	ST	Pts	Avg.
18-19	6-0	73-12.2	4-9	.444	3-6	.500	7-10	.700	2	3	5	0.8	5-0	4	3	0	3	18	3.0

CAREER HIGHS

Points

Career 2 vs. (1/1) Duke (11-19-18)
2 vs. Texas Southern (11-14-18)

Rebounds

Career 4 vs. Jackson State (11-27-18)
4 vs. (1/1) Duke (11-19-18)
4 vs. Texas Southern (11-14-18)

Assists

Career 2 vs. Jackson State (11-27-18)

Field Goals

Career 1 vs. (1/1) Duke (11-19-18)
1 vs. Texas Southern (11-14-18)

Field Goals Attempted

Career 3 vs. (1/1) Duke (11-19-18)

Three-Point Field Goals

Career

Three-Point FG Attempted

Career 1 vs. Jackson State (11-27-18)
1 vs. (1/1) Duke (11-19-18)

Free Throws

Career

Free Throws Attempted

Career

Steals

Career 1 vs. (1/1) Duke (11-19-18)

Blocked Shots

Career 1 vs. Jackson State (11-27-18)
1 vs. (1/1) Duke (11-19-18)

Minutes Played

Career 14 vs. Texas Southern (11-14-18)



3 • AGUEK AROP

FORWARD • 6-6 • 220 • FRESHMAN - HS
OMAHA, NEB. (OMAHA SOUTH PREP)

Quick Hits

- Pronounced uh-GWUK uh-ROPE.
- Made his collegiate debut in the 2018-19 opener against Arkansas Pine-Bluff.
- Named the 2016 Nebraska Gatorade Player of the Year after leading Omaha South Prep to a Class A state title and 28-1 record.
- In 2016-17, led Nebraska's Class A in points (17.1) and rebounds (9.8).
- Spent 2017-18 at The Skill Factory, a prep school outside of Atlanta, Ga., helping this team to a 44-6 record, averaging 21 points, 12 rebounds and four assists.

Season Highlights

- Has 15 rebounds on the season in just 52 minutes this season (11.5 rebounds per 40 minutes).
- Played nine minutes in the opener against Arkansas Pine-Bluff, his first career collegiate game.
- Had four rebounds and his first two points against Texas Southern before fouling out in 14 minutes.
- Grabbed four rebounds with his first career block and steal vs. No. 1/1 Duke at the Maui Jim Maui Invitational in eight minutes.
- Had four rebounds for the third time of the season against Jackson State, while adding a career-high two assists.

2018-19 GAME-BY-GAME STATISTICS

Opponent	GS	FG	3FG	FT	O-D-R	PF	TP	A	TO	B	S	MP
Arkansas-Pine Bluff	0-0	0-0	0-0	1-1-2	1	0	0	0	0	0	0	9
Texas Southern	1-1	0-0	0-0	1-3-4	5	2	0	3	0	0	0	14
vs. Duke	1-3	0-1	0-0	0-4-4	1	2	0	0	1	1	1	8
vs. Xavier	Did Not Play-CD											
vs. Iowa State	0-1	0-0	0-0	0-1-1	1	0	1	0	0	0	0	8
Jackson State	0-1	0-1	0-0	0-4-4	1	0	2	1	1	0	0	13
at Illinois State												
San Diego												
at California												
Cal State Dominguez Hills												
Brigham Young												
Brown												
CSUN												
at Boise State												
Wyoming												
at Air Force												
New Mexico												
at Fresno State												
UNLV												
Air Force												
at San Jose State												
at New Mexico												
Utah State												
at Colorado State												
Boise State												
Nevada												
at UNLV												
at Utah State												
San Jose State												
Fresno State												
at Nevada												

MISCELLANEOUS STATS / SAN DIEGO STATE RECORD

Category	2018-19 Season Games	SDSU W/L
Double-Figure Scoring	0	0-0
Double-Doubles	0	0-0
10-Rebounding Games	0	0-0
Led SDSU in Scoring	0	0-0
Led SDSU in Rebounding	0	0-0
Led SDSU in Assists	0	0-0
Multiple Steals	0	0-0
One Turnover or Less	4	2-2
Consecutive Games	Current	Long
Consecutive Games Played	2	3
Without Fouling Out	3	3
Scoring A Point	0	2
One Turnover or Less	3	3

▶ AROP CAREER STATISTICS

Year	G-GS	Min.-Avg.	FG-FGA	Pct.	3P-3PA	Pct.	FT-FTA	Pct.	OR	DR	Reb	Avg.	PF-D	AT	TO	BS	ST	Pts	Avg.
18-19	5-0	52-10.4	2-6	.333	0-2	.000	0-0	.000	2	13	15	3.0	9-1	3	4	2	1	4	0.8

SEASON / CAREER HIGHS

Points

Season
Career 4 vs. SD Christian (11-10-17)

Rebounds

Season
Career 1 vs. Eastern Illinois (11-20-17)
1 vs. SD Christian (11-10-17)

Assists

Season 1 vs. Jackson State (11-27-18)
Career 1 vs. Jackson State (11-27-18)
1 vs. Colorado State (1-24-18)
1 vs. Sacramento State (11-23-17)

Field Goals

Season
Career 1 vs. San José State (1-9-18)
1 vs. SD Christian (11-10-17)

Field Goals Attempted

Season 2 vs. Texas Southern (11-14-18)
Career 2 vs. Texas Southern (11-14-18)
2 vs. Colorado State (1-24-18)

Three-Point Field Goals

Season
Career

Three-Point FG Attempted

Season 1 vs. Texas Southern (11-14-18)
Career 2 vs. Colorado State (1-24-18)

Free Throws

Season
Career 2 vs. SD Christian (11-10-17)

Free Throws Attempted

Season
Career 2 vs. Bradley (12-3-17)
2 vs. SD Christian (11-10-17)

Steals

Season 1 vs. (1/1) Duke (11-19-18)
Career 1 vs. (1/1) Duke (11-19-18)
1 vs. San José State (1-9-18)
1 vs. Sacramento State (11-23-17)

Blocked Shots

Season
Career

Minutes Played

Season 3 vs. Jackson State (11-27-18)
3 vs. Texas Southern (11-14-18)
Career 6 vs. Sacramento State (11-23-17)



4 • MICHAEL SOHIKISH

GUARD • 5-9 • 160 • SENIOR - SQ
SAN DIEGO, CALIF. (UNIVERSITY CITY HIGH)

Quick Hits

- Pronounced so-HE-kish.
- Former team manager.
- Played in 11 games last season and in 15 for his career.
- Has just three turnovers in 36 career minutes of action.
- Named team co-captain for the Centurions and was a San Diego Union-Tribune All-Academic Team selection in 2013 and 2014.
- Led University City in scoring his final two seasons.
- During his senior season in 2014, he helped the Centurions to a 15-12 record, which was a seven-win improvement over the year before, while averaging 13.6 points, 5.6 assists and 2.1 steals.

Season Highlights

- Played the final two minutes of the game in the opener against Arkansas Pine-Bluff without recording a stat.
- Missed a pair of field goals in three minutes against Texas Southern.
- Had a steal in one minute of action vs. No. 1/1 Duke at the Maui Jim Maui Invitational.
- Recorded an assist in three minutes vs. Jackson State.

2018-19 GAME-BY-GAME STATISTICS

Opponent	GS	FG	3FG	FT	O-D-R	PF	TP	A	TO	B	S	MP
Arkansas-Pine Bluff	0-0	0-0	0-0	0-0-0	0	0	0	0	0	0	0	2
Texas Southern	0-2	0-1	0-0	0-0-0	0	0	0	0	0	0	0	3
vs. Duke	0-0	0-0	0-0	0-0-0	0	0	0	0	0	0	1	1
vs. Xavier												Did Not Play-CD
vs. Iowa State												Did Not Play-CD
Jackson State	0-0	0-0	0-0	0-0-0	0	0	1	1	0	0	0	3
at Illinois State												
San Diego												
at California												
Cal State Dominguez Hills												
Brigham Young												
Brown												
CSUN												
at Boise State												
Wyoming												
at Air Force												
New Mexico												
at Fresno State												
UNLV												
Air Force												
at San Jose State												
at New Mexico												
Utah State												
at Colorado State												
Boise State												
Nevada												
at UNLV												
at Utah State												
San Jose State												
Fresno State												
at Nevada												

MISCELLANEOUS STATS / SAN DIEGO STATE RECORD

Category	2018-19 Season		Career	
	Games	SDSU W/L	Games	SDSU W/L
Double-Figure Scoring	0	0-0	0	0-0
Led SDSU in Scoring	0	0-0	0	0-0
Led SDSU in Rebounding	0	0-0	0	0-0
Led SDSU in Assists	0	0-0	0	0-0
Multiple Steals	0	0-0	0	0-0
One Turnover or Less	4	3-1	15	13-2
Consecutive Games	Current	Long		
Consecutive Games Played	1	5		
Without Fouling Out	15	15		
Scoring A Point	0	1		
One Turnover or Less	15	15		

► SOHIKISH CAREER STATISTICS

Year	G-GS	Min.-Avg.	FG-FGA	Pct.	3P-3PA	Pct.	FT-FTA	Pct.	OR	DR	Reb	Avg.	PF-D	AT	TO	BS	ST	Pts	Avg.
17-18	11-0	27-2.5	3-9	.333	0-4	.000	2-4	.500	0	2	2	0.2	3-0	2	2	0	2	8	0.7
18-19	4-0	9-2.3	0-2	.000	0-1	.000	0-0	.000	0	0	0	0.0	0-0	1	1	0	1	0	0.0
Totals	15-0	36-2.4	3-11	.273	0-5	.000	2-4	.500	0	2	2	0.1	3-0	3	3	0	3	8	0.5

SEASON / CAREER HIGHS

Points

Season 26 vs. Xavier (11-20-18)
Career 26 vs. Xavier (11-20-18)

Rebounds

Season 9 vs. Texas Southern (11-14-18)
9 vs. Arkansas-Pine Bluff (11-6-18)
Career 13 vs. Air Force (2-3-18)
13 vs. Fresno State (1-17-18)
13 vs. Sacramento State (11-23-17)

Assists

Season 5 vs. Arkansas-Pine Bluff (11-6-18)
Career 5 vs. Arkansas-Pine Bluff (11-6-18)

Field Goals

Season 9 vs. Xavier (11-20-18)
Career 9 vs. Xavier (11-20-18)

Field Goals Attempted

Season 14 vs. Iowa State (11-21-18)
14 vs. Xavier (11-21-18)
Career 14 vs. Iowa State (11-21-18)
14 vs. Xavier (11-21-18)
14 vs. UNLV (2-17-18)

Three-Point Field Goals

Season 3 vs. Xavier (11-20-18)
Career 3 vs. Xavier (11-20-18)

Three-Point FG Attempted

Season 5 vs. Xavier (11-20-18)
Career 5 vs. Xavier (11-20-18)

Free Throws

Season 5 vs. Xavier (11-20-18)
5 vs. (1/1 Duke) (11-19-18)
Career 10 at San José State (2-24-18)

Free Throws Attempted

Season 8 vs. Xavier (11-20-18)
Career 12 vs. Houston (3-15-18)

Steals

Season 3 vs. Texas Southern (11-14-18)
3 vs. Arkansas-Pine Bluff (11-6-18)
Career 4 vs. San José State (1-9-18)

Blocked Shots

Season 3 vs. Xavier (11-20-18)
Career 3 vs. Xavier (11-20-18)
3 at San José State (2-24-18)

Minutes Played

Season 36 vs. Xavier (11-20-18)
Career 36 vs. Xavier (11-20-18)
36 vs. Boise State (2-27-18)
36 vs. Fresno State (1-17-18)



5 • JALEN MCDANIELS

FORWARD • 6-10 • 195 • SOPHOMORE - 1L
FEDERAL WAY, WASH. (FEDERAL WAY HIGH)

Mountain West Rankings (through Nov. 28)

- 8th in field goal percentage (.471)

Quick Hits

- Tested the NBA waters last year, ultimately pulling his name from the draft on the last day.
- One of only four freshmen in the country last season to average 10.5 points, 7.5 rebounds and shoot 58 percent or better from the field.
- Led the team last season in points, rebounding, field-goal percentage and free throw percentage in conference games only.
- Had a team-high nine double-doubles last season as a redshirt freshman.
- Averaged 10.7 points, 8.0 rebounds and 2.0 assists, and shot 60.0 percent from the floor and 80.0 percent from the free-throw line at the 2018 MW tournament.
- Named MW Player of the Week on Feb. 19, 2018, after averaging 17.0 points, 8.0 rebounds, 2.0 assists and 1.5 steals, while shooting 60.9 percent from the field (14-23) and 75.0 percent from the free-throw line (6-8) in wins over Wyoming and UNLV.
- Posted two double-digit rebounding performances in the first nine games of his career. It was the most by an Aztec freshman since Kawhi Leonard had three in the first nine games of his career back in 2009-10.
- Committed one turnover or less in all but nine games last season.
- In his last 32 games he has connected on 150-of-259 field-goal attempts (57.9 percent), while averaging 12.7 points and 8.0 rebounds (406 points, 255 rebounds).
- Has made 108 of his last 137 free throws (78.8 percent) after starting his career 0-for-4, covering four games.

Season Highlights

- Leads the team in points (90), points per game (15.0), field goals (33), field goal attempts (70), free-throw attempts (28), offensive rebounds (12), defensive rebounds (29), total rebounds (41), rebounds per game (6.8) and steals (7).
- Has led the team in rebounding in the first five games of the season.
- Has scored in double figures in all six games this season and seven straight dating back to last season.
- Has at least 10 points and seven rebounds in four of the six games this season.
- Is averaging 15.4 points and 7.1 rebounds over his last seven games (108 points, 50 rebounds).
- Had a big opening night against Arkansas Pine-Bluff, scoring 15 points to go along with nine rebounds, a career-high five assists and three steals... Became just the fourth Aztec since the 1996-97 season to finish a game with at least 15 points, 9 rebounds, 5 assists and 3 steals (also Jamaal Franklin vs. Redlands on Dec. 30, 2011, Chase Tapley vs. Bryant on Nov. 11, 2011 and Kawhi Leonard vs. Wichita State on Dec. 4, 2010)... Ended up leading the team in rebounds (9), assists (5) and steals (3, tied).
- Had 14 points, nine rebounds and three steals vs. Texas Southern.
- Averaged 15.7 points, 6.7 rebounds and 1.7 blocks at the Maui Jim Maui Invitational, leading the team in each category... Scored a career-high 26 points (9-14 FG, 3-5 3FG, 5-8 FT) with eight rebounds and a career-high-tying three blocked shots in SDSU's 19-point come-from-behind victory vs. Xavier... Became the third Aztec since the 1996-97 season (fourth time overall) with at least 25 points, eight rebounds and three blocked shots in the same game (also Jamaal Franklin twice, Randy Holcombe once)... Made a career-high 3 three-pointers in the Xavier game after entering the game with just six for his career.
- Recorded 14 points with a game-high-tying four assists vs. Jackson State.

2018-19 GAME-BY-GAME STATISTICS

Opponent	GS	FG	3FG	FT	O-D-R	PF	TP	A	TO	B	S	MP
Arkansas-Pine Bluff	*	5-11	1-2	4-6	4-5-9	3	15	5	1	0	3	27
Texas Southern	*	5-12	1-2	3-4	2-7-9	4	14	1	3	0	3	23
vs. Duke	*	3-9	0-0	5-7	1-4-5	3	11	3	3	2	0	30
vs. Xavier	*	9-14	3-5	5-8	2-6-8	2	26	1	3	3	0	36
vs. Iowa State	*	5-14	0-3	0-1	2-5-7	4	10	1	1	0	0	27
Jackson State	*	6-10	0-2	2-2	1-2-3	2	14	4	7	0	1	26
at Illinois State												
San Diego												
at California												
Cal State Dominguez Hills												
Brigham Young												
Brown												
CSUN												
at Boise State												
Wyoming												
at Air Force												
New Mexico												
at Fresno State												
UNLV												
Air Force												
at San Jose State												
at New Mexico												
Utah State												
at Colorado State												
Boise State												
Nevada												
at UNLV												
at Utah State												
San Jose State												
Fresno State												
at Nevada												

MISCELLANEOUS STATS / SAN DIEGO STATE RECORD

Category	2018-19 Season		Career	
	Games	SDSU W/L	Games	SDSU W/L
Double-Figure Scoring	6	4-2	26	19-7
15-Point Games	2	2-0	12	10-2
Double-Doubles	0	0-0	9	8-1
10-Rebounding Games	0	0-0	11	9-2
Lead SDSU in Scoring	1	1-0	10	8-2
Lead SDSU in Rebounding	5	3-2	23	19-4
Lead SDSU in Assists	3	2-1	3	2-1
Multiple Steals	2	2-0	10	8-2
One Turnover or Less	2	1-1	25	18-7
Consecutive Games	Current	Long		
Double-Figure Scoring	7	7		
Consecutive Games Played	39	39		
Without Fouling Out	14	24		
One Turnover or Less	0	11		
With Multiple Steals	0	4		
With a Three-Pointer	0	3		

► MCDANIELS CAREER STATISTICS

Year	G-GS	Min.-Avg.	FG-FGA	Pct.	3P-3PA	Pct.	FT-FTA	Pct.	OR	DR	Reb	Avg.	PF-D	AT	BS	ST	Pts	Avg.	
17-18	33-21	815-24.7	126-215	.586	4-19	.211	89-113	.788	74	174	248	7.5	77-1	29	36	19	27	345	10.5
18-19	6-6	169-28.2	33-70	.471	5-14	.357	19-28	.679	12	29	41	6.8	18-0	15	18	5	7	90	15.0
Totals	39-27	984-25.2	159-285	.558	9-33	.273	108-141	.766	86	203	289	7.4	95-1	44	54	24	34	435	11.2

SEASON / CAREER HIGHS

Points	Season 21 vs. Texas Southern (11-14-18)
Career 31 vs. Eastern Illinois (11-20-17)	

Rebounds	Season 6 vs. Jackson State (11-27-18)
6 vs. Iowa State (11-21-18)	
Career 9 vs. Washington State (11-26-17)	

Assists	Season 4 vs. Arkansas-Pine Bluff (11-6-18)
Career 6 vs. California (12-9-17)	

Field Goals	Season 7 vs. Texas Southern (11-14-18)
Career 10 vs. Eastern Illinois (11-20-17)	

Field Goals Attempted	Season 14 vs. Texas Southern (11-14-18)
Career 14 vs. Texas Southern (11-14-18)	
14 vs. Eastern Illinois (11-20-17)	

Three-Point Field Goals	Season 3 vs. Jackson State (11-27-18)
Career 7 vs. Eastern Illinois (11-20-17)	

Three-Point FG Attempted	Season 6 vs. Jackson State (11-27-18)
Career 11 vs. Eastern Illinois (11-20-17)	

Free Throws	Season 6 vs. Iowa State (11-21-18)
6 vs. Texas Southern (11-14-18)	
Career 6 vs. Iowa State (11-21-18)	
6 vs. Texas Southern (11-14-18)	

Free Throws Attempted	Season 9 vs. Texas Southern (11-14-18)
Career 9 vs. Texas Southern (11-14-18)	

Steals	Season 1 vs. Jackson State (11-27-18)
1 vs. Iowa State (11-21-18)	
1 vs. (1/1) Duke (11-19-18)	
1 vs. Texas Southern (11-14-18)	
1 vs. Arkansas-Pine Bluff (11-6-18)	
Career 3 vs. Nevada (3-9-18)	
3 vs. Boise State (2-27-18)	
3 vs. UNLV (2-17-18)	
3 vs. Eastern Illinois (11-20-17)	

Blocked Shots	Season 1 vs. Jackson State (11-27-18)
1 vs. Xavier (11-20-18)	
Career 3 vs. Air Force (2-3-18)	

Minutes Played	Season 29 vs. Arkansas-Pine Bluff (11-6-18)
Career 36 vs. Gonzaga (12-21-17)	



11 • MATT MITCHELL

FORWARD • 6-6 • 240 • SOPHOMORE - 1L
RIVERSIDE, CALIF. (ROOSEVELT HIGH)

Mountain West Rankings (through Nov. 27)

- T-6th in free-throws made (23), 7th in free-throw percentage (.852)

Quick Hits

- Started 32 games as a true freshman, including 31 straight to end the year.
- Tied Devin Watson for the team lead in three-point field goals (49) last season.
- Returns as the team's second-leading scorer (10.5 points; tied with Jalen McDaniels).
- Last 15 games: 59-121 FG (48.8 percent).
- Has made 95 of his last 195 field-goal attempts (48.7 percent) over his last 22 games and 59-for-96 from two-point range (61.5 percent).
- Has at least one steal in 24 of his last 31 games (35 steals).
- Made at least one three-point field goal in 29 of his last 36 games.
- Entered the Eastern Illinois game (Nov. 20, 2017) having made just two of his first 18 shots (0-10 3FG) on the season before going for 31 points (10-14 FG, 7-11 3FG) in 29 minutes.

Season Highlights

- Has reached double digits in scoring in five of the team's six games this season and at least nine points in all six games.
- Has at least one three-pointer in five of six games this year and multiple three-pointers in three games.
- Had 10 points, five rebounds and four assists in the opener against Arkansas Pine-Bluff, knocking down a pair of three-pointers.
- Led the team in scoring with 21 points, five rebounds and three assists vs. Texas Southern in just 22 minutes.
- Averaged 11.3 points per game while making 13 of 14 free-throws (.929) at the Maui Jim Maui Invitational... Led the team with 14 points, while adding six rebounds, against Iowa State in the fifth-place game.
- Had a game-high-tying 15 points with six rebounds and three assists vs. Jackson State, making 3 of 6 three-pointers.

2018-19 GAME-BY-GAME STATISTICS

Opponent	GS	FG	3FG	FT	O-D-R	PF	TP	A	TO	B	S	MP
Arkansas-Pine Bluff	*	3-9	2-5	2-2	1-4-5	1	10	4	4	0	1	29
Texas Southern	*	7-14	1-5	6-9	0-5-5	1	21	3	1	0	1	22
vs. Duke	*	3-9	0-4	5-6	1-2-3	4	11	0	2	0	1	27
vs. Xavier	*	3-5	1-3	2-2	0-1-1	3	9	1	1	1	0	15
vs. Iowa State	*	3-7	2-4	6-6	1-5-6	2	14	0	1	0	1	28
Jackson State	*	5-10	3-6	2-2	2-4-6	0	15	3	1	1	1	25
at Illinois State												
at San Diego												
at California												
Cal State Dominguez Hills												
Brigham Young												
Brown												
CSUN												
at Boise State												
Wyoming												
at Air Force												
New Mexico												
at Fresno State												
UNLV												
Air Force												
at San Jose State												
at New Mexico												
Utah State												
at Colorado State												
Boise State												
Nevada												
at UNLV												
at Utah State												
San Jose State												
Fresno State												
at Nevada												

MISCELLANEOUS STATS / SAN DIEGO STATE RECORD

Category	2018-19 Season		Career	
	Games	SDSU W/L	Games	SDSU W/L
Double-Figure Scoring	5	3-2	25	15-10
15-Point Games	2	2-0	8	7-1
20-Point Games	1	1-0	3	3-0
Led SDSU in Scoring	3	2-1	9	6-3
Led SDSU in Rebounding	0	0-0	3	1-2
Led SDSU in Assists	0	0-0	3	1-2
Multiple Steals	0	0-0	10	9-1
One Turnover or Less	4	3-1	14	9-5
Consecutive Games	Current	Long		
Double-Figure Scoring	2	5		
Consecutive Games Played	39	39		
Without Fouling Out	13	13		
With A Steal	2	9		
One Turnover or Less	3	3		

► MITCHELL CAREER STATISTICS

Year	G-GS	Min.-Avg.	FG-FGA	Pct.	3P-3PA	Pct.	FT-FTA	Pct.	OR	DR	Reb	Avg.	PF-D	AT	TO	BS	ST	Pts	Avg.
17-18	33-32	874-26.5	116-258	.450	49-137	.358	65-85	.765	24	107	131	4.0	82-3	57	66	8	36	346	10.5
18-19	6-6	146-24.3	24-54	.444	9-27	.333	23-27	.852	5	21	26	4.3	11-0	11	10	2	5	80	13.3
Totals	39-38	1,020-26.2	140-312	.449	58-164	.354	88-112	.786	29	128	157	4.0	93-3	68	76	10	41	426	10.9

SEASON / CAREER HIGHS

Points

Season 16 vs. Texas Southern (11-14-18)
 Career 16 vs. Texas Southern (11-14-18)

Rebounds

Season 7 vs. Texas Southern (11-14-18)
 Career 7 vs. Texas Southern (11-14-18)
 7 vs. Washington State (11-26-17)

Assists

Season 2 vs. Iowa State (11-21-18)
 2 vs. Arkansas-Pine Bluff (11-6-18)
 Career 2 vs. Iowa State (11-21-18)
 2 vs. Arkansas-Pine Bluff (11-6-18)
 2 vs. UNLV (2-17-18)
 2 vs. Wyoming (2-14-18)
 2 vs. Colorado State (1-24-18)
 2 vs. San José State (1-9-18)
 2 vs. Washington State (11-26-17)

Field Goals

Season 5 vs. Jackson State (11-27-18)
 5 vs. Xavier (11-20-18)
 Career 5 vs. Jackson State (11-27-18)
 5 vs. Xavier (11-20-18)
 5 vs. Wyoming (2-14-18)

Field Goals Attempted

Season 7 vs. Xavier (11-20-18)
 Career 7 vs. Xavier (11-20-18)
 7 vs. San José State (1-9-18)
 7 vs. Sacramento State (11-23-17)

Three-Point Field Goals

Season 3 vs. Xavier (11-20-18)
 3 vs. Texas Southern (11-14-18)
 Career 4 vs. Wyoming (2-14-18)

Three-Point FG Attempted

Season 5 vs. Iowa State (11-21-18)
 5 vs. Xavier (11-20-18)
 Career 5 vs. Iowa State (11-21-18)
 5 vs. Xavier (11-20-18)
 5 vs. UNLV (2-17-18)
 5 vs. Wyoming (2-14-18)
 5 vs. Air Force (2-3-18)
 5 vs. McNeese (11-17-17)

Free Throws

Season 7 vs. Texas Southern (11-14-18)
 Career 7 vs. Texas Southern (11-14-18)

Free Throws Attempted

Season 7 vs. Texas Southern (11-14-18)
 Career 7 vs. Texas Southern (11-14-18)

Steals

Season 4 vs. Jackson State (11-27-18)
 Career 4 vs. Jackson State (11-27-18)

Blocked Shots

Season 1 vs. Texas Southern (11-14-18)
 Career 1 vs. Texas Southern (11-14-18)
 1 at New Mexico (1-20-18)
 1 at Wyoming (12-27-17)
 1 vs. McNeese (11-17-17)

Minutes Played

Season 31 vs. Xavier (11-20-18)
 Career 31 vs. Xavier (11-20-18)



20 • JORDAN SCHAKEL

GUARD • 6-6 • 200 • SOPHOMORE - 1L
 TORRANCE, CALIF. (BISHOP MONTGOMERY HIGH)

NCAA Rankings (through Nov. 27)

- 11th in free-throw percentage (.941)

Mountain West Rankings (through Nov. 27)

- 1st in free-throw percentage (.941)

Quick Hits

- One of four players to see action in all 33 games last season.
- Made 27 three-pointers in 33 games last season.
- Has just 14 turnovers in 613 minutes for his career (0.91 turnovers per 40 minutes).
- One turnover or less in 32 straight games (487 minutes).

Season Highlights

- Is one of just eight players in the country who is shooting at least 50.0 percent from the floor, 90.0 percent from the free-throw line and 50.0 percent from three-point range... Of those eight players, he has the most rebounds (24) and is tied for the most steals (6).
- Is tied for 11th in the country in free-throw percentage (.941), having made his first 16 before missing his last attempt.
- Leads the Aztecs in three-point field goal percentage (.500, 12-for-24) and free-throw percentage (.941, 16-for-17).
- Earned his first career start in the opener against Arkansas-Pine Bluff, recording seven points, five rebounds, two assists and a steal in a then career-high 28 minutes, going 4-for-4 from the free-throw line.
- Followed with a career-high 16 points and seven rebounds in 25 minutes against Texas Southern... Became just the second Aztec to record at least three 3-pointers, 7 rebounds and a perfect outing from the free-throw line (7-for-7) since the 1996-97 season (also Jamaal Franklin on March 16, 2012 vs. North Carolina State in the NCAA Tournament).
- Averaged 8.7 points and 3.3 rebounds per game at the Maui Jim Maui Invitational, making 6-of-14 three-pointers (.429)... His best game was against Xavier, when he scored 13 points to go along with five rebounds, going 5-for-7 from the field and 3-for-5 from three-point range.
- Came up with 15 points (5-for-6 FG, 2-for-3 3FG, 3-for-4 FT) and a career-high four steals against Jackson State (had two steals entering the game in his first 132 minutes of the season)... Missed his final free-throw attempt after making his first three, snapping his streak of 16 straight makes to start the season.

2018-19 GAME-BY-GAME STATISTICS

Opponent	GS	FG	3FG	FT	O-D-R	PF	TP	A	TO	B	S	MP
Arkansas-Pine Bluff	*	1-6	1-4	4-4	1-4-5	1	7	2	1	0	1	28
Texas Southern	*	3-4	3-3	7-7	2-5-7	3	16	0	0	1	1	25
vs. Duke	*	1-5	1-4	2-2	2-2-4	4	5	1	1	0	0	26
vs. Xavier	*	5-7	3-5	0-0	0-5-5	5	13	1	1	0	0	31
vs. Iowa State	*	3-6	2-5	0-0	0-1-1	4	8	2	1	0	0	22
Jackson State	*	5-6	2-3	3-4	1-1-2	3	15	1	1	0	4	26
at Illinois State												
San Diego												
at California												
Cal State Dominguez Hills												
Brigham Young												
Brown												
CSUN												
at Boise State												
Wyoming												
at Air Force												
New Mexico												
at Fresno State												
UNLV												
Air Force												
at San Jose State												
at New Mexico												
Utah State												
at Colorado State												
Boise State												
Nevada												
at UNLV												
at Utah State												
San Jose State												
Fresno State												
at Nevada												

MISCELLANEOUS STATS / SAN DIEGO STATE RECORD

Category	2018-19 Season Games	SDSU W/L	Career Games	SDSU W/L
Double-Figure Scoring	3	3-0	4	4-0
15-Point Games	2	2-0	2	2-0
Led SDSU in Scoring	1	1-0	1	1-0
Led SDSU in Rebounding	0	0-0	0	0-0
Led SDSU in Assists	1	0-1	1	0-1
Multiple Three-Pointers	4	3-1	12	8-4
One Turnover or Less	5	3-2	37	25-12
Consecutive Games	Current	Long		
Consecutive Games Played	39	39		
Without Fouling Out	2	18		
Scoring A Point	9	9		
One Turnover or Less	32	32		

► SCHAKEL CAREER STATISTICS

Year	G-GS	Min.-Avg.	FG-FGA	Pct.	3P-3PA	Pct.	FT-FTA	Pct.	OR	DR	Reb	Avg.	PF-D	AT	TO	BS	ST	Pts	Avg.
17-18	33-0	455-13.8	33-100	.330	27-78	.346	13-19	.684	18	50	68	2.1	66-1	19	9	3	12	106	3.2
18-19	6-6	158-26.3	18-34	.529	12-24	.500	16-17	.941	6	18	24	4.0	20-1	7	5	1	6	64	10.7
Totals	39-6	613-15.7	51-134	.381	39-102	.382	29-36	.806	24	68	92	2.4	86-2	26	14	4	18	170	4.4

CAREER HIGHS

Points

Season
Career 30 vs. Colorado (2-15-18)

Rebounds

Season
Career 9 vs. Montana State (11-11-16)

Assists

Season
Career 11 vs. Arizona (1-31-18)

Field Goals

Season
Career 11 vs. Colorado (2-15-18)
11 vs. Utah Valley (11-30-16)

Field Goals Attempted

Season
Career 21 vs. Stanford (1-11-18)
21 vs. Texas Southern (11-12-17)

Three-Point Field Goals

Season
Career 7 vs. Stanford (1-11-18)

Three-Point FG Attempted

Season
Career 15 vs. Stanford (1-11-18)

Free Throws

Season
Career 7 vs. Oregon (3-1-18)
7 vs. Texas Southern (11-12-17)

Free Throws Attempted

Season
Career 10 vs. Texas Southern (11-12-17)

Steals


Season
Career 4 vs. Oregon (3-1-18)

Blocked Shots

Season
Career 1 vs. IUPUI (12-16-17)
1 at Idaho (12-6-17)
1 vs. San José State (11-27-16)

Minutes Played

Season
Career 42 vs. Oregon (3-7-18)



22 • MALACHI FLYNN

GUARD • 6-2 • 180 • JUNIOR - TR
TACOMA, WASH. (BELLARMINE PREP/WASHINGTON STATE)

Quick Hits

- Pronounced MAL-uh-ky.
- Will sit out the 2018-19 campaign after transferring from Washington State.
- Is coming off his best season in Pullman, averaging career highs in scoring (15.8), rebounding (2.3), assists (4.3) and steals (1.6).
- An all-Pac-12 Freshman Team honorable mention selection in 2016-17.
- Named to the Pac-12 All-Academic Second Team in 2017-18.
- Made a team-leading 77 three-pointers (seventh in WSU single-season history) last year, the most by a Cougar since Klay Thompson set the school record with 98 in 2011.
- Posted the 11th-best free throw percentage in WSU single-season history (.846) in 2017-18.
- Named Most Valuable Player of the Wooden Legacy, averaging 18.6 points and shooting 12-of-24 from 3-point range in three games, including 24 in the championship win over San Diego State.
- Ended the season scoring in double figures in nine of the final 11 games.
- Had a career-high 30 points in a win over Colorado (2-15-18).
- Compiled 1,625 career points at Bellarmine Prep in Tacoma, Wash., ranking second in school history.
- His 743 points in his final year set a Bellarmine Prep single-season scoring record, breaking the mark set by current NBA player, Avery Bradley, in 2008.
- As a senior, was named the Washington state player of the year for all classifications by the Associated Press, as well as the AP's State 4A Player of the Year and to the AP's first team all-State.

MISCELLANEOUS STATS / SAN DIEGO STATE RECORD

Category	2018-19 Season Games	SDSU W/L	Career Games	Career SDSU W/L
Double-Figure Scoring	0	0-0	38	
Double-Doubles	0	0-0	1	
Led SDSU in Scoring	0	0-0	0	
Led SDSU in Rebounding	0	0-0	0	
Led SDSU in Assists	0	0-0	0	
15+ Point Games	0	0-0	22	
20+ Point Games	0	0-0	12	
2+ Assist Games	0	0-0	51	
Consecutive Games	Current	Long		
Double-Figure Scoring	1	6		
With At Least 1 Assist	6	26		
Played 30 or More Minutes	1	6		

* - 38 double-digit scoring games came while at Washington State.

► FLYNN CAREER STATISTICS

* - Washington State

Year	G-GS	Min.-Avg.	FG-FGA	Pct.	3P-3PA	Pct.	FT-FTA	Pct.	OR	DR	Reb	Avg.	PF-D	AT	TO	BS	ST	Pts	Avg.
16-17*	31-31	1,027-33.1	104-263	.395	58-150	.387	36-49	.735	8	83	91	2.9	59-0	91	65	1	21	302	9.7
17-18*	31-30	1,035-33.4	162-392	.413	77-228	.338	88-104	.846	22	84	106	3.4	56-0	132	66	2	49	489	15.8
Totals	62-61	2,062-33.3	266-655	.406	135-378	.357	124-153	.810	30	167	197	3.2	115-0	223	131	3	70	791	12.8

CAREER HIGHS

Points

Career 3 vs. Jackson State (11-27-18)
3 vs. Texas Southern (11-14-18)

Rebounds

Career 1 vs. Texas Southern (11-14-18)

Assists

Career 1 vs. Jackson State (11-27-18)

Field Goals

Career 1 vs. Jackson State (11-27-18)
1 vs. Texas Southern (11-14-18)

Field Goals Attempted

Career 2 vs. Jackson State (11-27-18)

Three-Point Field Goals

Career 1 vs. Jackson State (11-27-18)
1 vs. Texas Southern (11-14-18)

Three-Point FG Attempted

Career 2 vs. Jackson State (11-27-18)

Free Throws

Career

Free Throws Attempted

Career

Steals


Career

Blocked Shots

Career 2 vs. Jackson State (11-27-18)

Minutes Played

Career 5 vs. Jackson State (11-27-18)



23 • ED CHANG

FORWARD • 6-8 • 215 • FRESHMAN - HS
PAPILLION, NEB. (GARFIELD HIGH (WASH.))

Quick Hits

- Was a two-time all-state selection in Nebraska who averaged 18.1 points, 7.7 rebounds, 4.0 blocked shots and 1.2 steals as junior for Papillion La Vista.
- During his junior campaign, he reached the 1,000-point mark for his career and led the Monarchs to a 2016-17 Class A runner-up finish.
- Averaged 15.9 points and 9.5 rebounds as a sophomore.
- Did not play his senior year after moving to Washington, but was the No. 1 player in the state of Nebraska at the time of his relocation.

Season Highlights

- Has played in four games for a total of 15 minutes, making a pair of three-pointers and adding two blocks.
- After not playing against Arkansas-Pine Bluff, made his collegiate debut late vs. Texas Southern, making a three-pointer on his only shot attempt and adding a defensive rebound in three minutes of action.
- Had a three-pointer and his first two career blocks in five minutes vs. Jackson State.

2018-19 GAME-BY-GAME STATISTICS

Opponent	GS	FG	3FG	FT	O-D-R	PF	TP	A	TO	B	S	MP
Arkansas-Pine Bluff												
Texas Southern	1-1	1-1	0-0	0-0	0-1-1	0	3	0	0	0	0	3
vs. Duke	0-0	0-0	0-0	0-0-0	0-0-0	0	0	0	0	0	0	4
vs. Xavier												
vs. Iowa State	0-1	0-1	0-0	0-0-0	0	0	0	0	0	0	0	3
Jackson State	1-2	1-2	0-0	0-0-0	0	3	1	1	2	0	5	
at Illinois State												
San Diego												
at California												
Cal State Dominguez Hills												
Brigham Young												
Brown												
CSUN												
at Boise State												
Wyoming												
at Air Force												
New Mexico												
at Fresno State												
UNLV												
Air Force												
at San Jose State												
at New Mexico												
Utah State												
at Colorado State												
Boise State												
Nevada												
at UNLV												
at Utah State												
San Jose State												
Fresno State												
at Nevada												

MISCELLANEOUS STATS / SAN DIEGO STATE RECORD

Category	2018-19 Season	
	Games	SDSU W/L
Double-Figure Scoring	0	0-0
Led SDSU in Scoring	0	0-0
Led SDSU in Rebounding	0	0-0
Led SDSU in Assists	0	0-0
Multiple Three-Pointers	0	0-0
One Turnover or Less	4	2-2
Consecutive Games	Current	Long
Consecutive Games Played	2	2
Scoring A Point	1	1
One Turnover or Less	4	4

▶ CHANG CAREER STATISTICS

Year	G-GS	Min.-Avg.	FG-FGA	Pct.	3P-3PA	Pct.	FT-FTA	Pct.	OR	DR	Reb	Avg.	PF-D	AT	TO	BS	ST	Pts	Avg.
18-19	4-0	15-3.8	2-4	.500	2-4	.500	0-0	.000	0	1	1	0.3	0-0	1	1	2	0	6	1.5

SEASON / CAREER HIGHS

Points

Season 11 vs. Jackson State (11-27-18)
Career 18 vs. Wyoming (2-14-18)

Rebounds

Season 5 vs. Xavier (11-20-18)
5 vs. Texas Southern (11-14-18)
Career 7 vs. Washington State (11-26-17)
7 vs. SD Christian (11-10-17)

Assists

Season 1 vs. Iowa State (11-21-18)
1 vs. Xavier (11-20-18)
1 vs. Texas Southern (11-14-18)
1 vs. Arkansas-Pine Bluff (11-6-18)
Career 2 vs. UNLV (2-17-18)
2 vs. Bradley (12-3-17)

Field Goals

Season 3 vs. Jackson State (11-27-18)
3 vs. Texas Southern (11-14-18)
Career 8 vs. Wyoming (2-14-18)

Field Goals Attempted

Season 4 vs. Jackson State (11-27-18)
Career 10 vs. Wyoming (2-14-18)

Three-Point Field Goals

Season 1 vs. Jackson State (11-27-18)
1 at San José State (2-24-18)
Career 1 vs. UNLV (2-17-18)
1 vs. Wyoming (2-14-18)
1 vs. McNeese (11-17-17)
1 at Utah State (2-15-17)

Three-Point FG Attempted

Season 1 vs. Jackson State (11-27-18)
1 vs. Xavier (11-20-18)
Career 2 vs. UNLV (2-17-18)

Free Throws

Season 4 vs. Jackson State (11-27-18)
Career 4 vs. Jackson State (11-27-18)
4 vs. Boise State (2-27-18)

Free Throws Attempted

Season 4 vs. Jackson State (11-27-18)
4 vs. Texas Southern (11-14-18)
Career 4 vs. Jackson State (11-27-18)
4 vs. Texas Southern (11-14-18)
4 vs. Boise State (2-27-18)
4 vs. Sacramento State (11-23-17)

Steals

Season 1 vs. Jackson State (11-27-18)
1 vs. Xavier (11-20-18)
1 vs. (1/1) Duke (11-19-18)
Career 2 vs. Bradley (12-3-17)

Blocked Shots

Season 1 vs. Iowa State (11-21-18)
1 vs. Xavier (11-20-18)
1 vs. Texas Southern (11-14-18)
Career 1 vs. Iowa State (11-21-18)
1 vs. Xavier (11-20-18)
1 vs. Texas Southern (11-14-18)
1 at San José State (2-24-18)
1 vs. Fresno State (1-17-18)
1 vs. Washington State (11-26-17)

Minutes Played

Season 19 vs. Xavier (11-20-18)
Career 24 vs. Sacramento State (11-23-17)



24 • NOLAN NARAIN

FORWARD • 6-10 • 230 • JUNIOR - 2L
HAMILTON, ONTARIO, CANADA (LA LUMIERE SCHOOL (IND.))

Quick Hits

- Last 14 games played: 5.0 points (70 points), 2.6 rebounds (37 rebounds), 64.3 percent from field (27-42), 12.5 minutes (175).
- More than 40 percent of his career rebounds have come on the offensive side (32 of 77; 41.6 percent).
- Set career highs in every statistical category in 2017-18.
- Played in nine of the final 12 games of the 2017-18 season (5.0 points, 10.2 minutes).
- Scored 18 points vs. Wyoming (2-14-18) after only scoring 12 points in seven Mountain West games entering the contest vs. the Cowboys.
- Scored in 13 of his last 18 games played.
- Grabbed at least one rebound in 30 of his last 36 outings.
- Only missed 20 shots last season.

Season Highlights

- Has the team's best field goal percentage (.667) this season, making 10-of-15 shots.
- Ranks fifth in the Mountain West in field goal percentage (.667, min. 10 FGM).
- In 11 minutes off the bench in the opener against Arkansas-Pine Bluff, recorded four points (2 of 3 FG) and three rebounds.
- Had eight points (3-for-3 FG) and five rebounds in 13 minutes vs. Texas Southern.
- Had four points, five rebounds, one blocked shot, one assist and one steal in SDSU's 19-point come-from-behind win over Xavier... Was the team's only player to record at least one point, rebound, blocked shot, assist and steal in the game.
- Had a season-high 11 points in 12 minutes off the bench against Jackson State, which was his first double-digit scoring game of the season and third of his career.

2018-19 GAME-BY-GAME STATISTICS

Opponent	GS	FG	3FG	FT	O-D-R	PF	TP	A	TO	B	S	MP
Arkansas-Pine Bluff	2-3	0-0	0-0	1-2-3	4	4	1	2	0	0	0	11
Texas Southern	3-3	0-0	2-4	3-2-5	1	8	1	0	1	0	13	
vs. Duke	0-1	0-0	0-2	0-2-2	3	0	0	1	0	1	18	
vs. Xavier	2-3	0-1	0-0	2-3-5	3	4	1	1	1	1	19	
vs. Iowa State	0-1	0-0	0-0	0-3-3	2	0	1	3	1	0	16	
Jackson State	3-4	1-1	4-4	3-1-4	2	11	0	1	0	1	12	
at Illinois State												
San Diego												
at California												
Cal State Dominguez Hills												
Brigham Young												
Brown												
CSUN												
at Boise State												
Wyoming												
at Air Force												
New Mexico												
at Fresno State												
UNLV												
Air Force												
at San Jose State												
at New Mexico												
Utah State												
at Colorado State												
Boise State												
Nevada												
at UNLV												
at Utah State												
San Jose State												
Fresno State												
at Nevada												

MISCELLANEOUS STATS / SAN DIEGO STATE RECORD

Category	2018-19 Season Games	SDSU W/L	Career Games	Career SDSU W/L
Double-Figure Scoring	1	1-0	3	2-1
15-Point Games	0	0-0	1	1-0
Led SDSU in Scoring	0	0-0	1	1-0
Led SDSU in Rebounding	0	0-0	0	0-0
Led SDSU in Assists	0	0-0	0	0-0
Multiple Steals	0	0-0	1	1-0
One Turnover or Less	4	3-1	32	23-9
Consecutive Games	Current	Long		
Consecutive Games Played	6	10		
Without Fouling Out	38	38		
Scoring A Point	1	5		
One Turnover or Less	1	13		

► NARAIN CAREER STATISTICS

Year	G-GS	Min.-Avg.	FG-FGA	Pct.	3P-3PA	Pct.	FT-FTA	Pct.	OR	DR	Reb	Avg.	PF-D	AT	TO	BS	ST	Pts	Avg.
16-17	9-0	55-6.1	6-18	.333	1-4	.250	0-0	.000	2	7	9	1.0	9-0	0	3	0	1	13	1.4
17-18	23-1	248-10.8	44-64	.688	4-11	.364	15-23	.652	21	25	46	2.0	37-0	7	18	3	5	107	4.7
18-19	6-0	89-14.8	10-15	.667	1-2	.500	6-10	.600	9	13	22	3.7	15-0	4	8	3	3	27	4.5
Totals	38-1	392-10.3	60-97	.619	6-17	.353	21-33	.636	32	45	77	2.0	61-0	11	29	6	9	147	3.9

CAREER HIGHS

Points

Career 11 vs. Texas Southern (11-14-18)

Rebounds

Career 11 vs. Jackson State (11-27-18)

Assists

Career 2 vs. Texas Southern (11-14-18)

Field Goals

Career 3 vs. Texas Southern (11-14-18)

Field Goals Attempted

Career 5 vs. Jackson State (11-27-18)

Three-Point Field Goals

Career

Three-Point FG Attempted

Career

Free Throws

Career 5 vs. Texas Southern (11-14-18)

Free Throws Attempted

Career 6 vs. Texas Southern (11-14-18)

Steals

Career 1 vs. Texas Southern (11-14-18)

Blocked Shots

Career 2 vs. Texas Southern (11-14-18)

Minutes Played

Career 20 vs. Texas Southern (11-14-18)



31 • NATHAN MENSAH

FORWARD • 6-10 • 225 • FRESHMAN - HS
ACCRA, GHANA (FINDLAY PREP (NEV.))

Quick Hits

- Pronounced men-ZAH.
- No relation to fellow freshman Joel Mensah.
- Prepped at powerhouse Findlay Prep in Nevada.
- Considered the 14th-best center nationally and a four-star signee by ESPN.
- Averaged 8.3 points, 7.0 rebounds and 1.5 blocked shots in 2017-18 at for a 32-5 Findlay Prep team.
- Prior to his time at Findlay, played at Prolific Prep in Napa, Calif., where he led the 2016-17 squad to a 29-2 record, a No. 13 national ranking and a No. 4 rating in the state.

Season Highlights

- Has 31 rebounds this year in just 86 minutes (14.4 rebounds per 40 minutes).
- Only four players in the country have more rebounds than his 31 in fewer minutes (86).
- Has multiple rebounds in all six games this year, including five-plus in four games.
- Has at least one blocked shots in five of the six games.
- Made his collegiate debut in the opener against Arkansas-Pine Bluff, making two free-throws with three rebounds and a blocked shot in 13 turnover-free minutes.
- Had a breakout game in 20 minutes against Texas Southern, scoring 11 points with five rebounds, two blocked shots and two assists, going 3-for-4 from the field and 5-for-6 from the charity stripe.
- Grabbed 12 rebounds in 39 minutes off the bench at the Maui Jim Maui Invitational (12.3 rebounds per 40 minutes), including five apiece against Xavier and in the fifth-place game vs. Iowa State.
- Had a career-high 11 rebounds in just 14 minutes of action vs. Jackson State... Became SDSU's first player this season to reach double figures in rebounds, leading the team for the first time of his career... The 11 rebounds are the second most in a game this season for a player that logged 14 or less minutes.

2018-19 GAME-BY-GAME STATISTICS

Opponent	GS	FG	3FG	FT	O-D-R	PF	TP	A	TO	B	S	MP
Arkansas-Pine Bluff	0-2	0-0	2-4	1-2-3	1	2	0	0	1	0	13	
Texas Southern	3-4	0-0	5-6	2-3-5	2	11	2	1	2	1	20	
vs. Duke	0-3	0-0	0-0	1-1-2	2	0	1	0	0	0	10	
vs. Xavier	1-2	0-0	0-0	3-2-5	3	2	0	1	1	0	15	
vs. Iowa State	0-0	0-0	1-2	3-2-5	1	1	1	1	1	0	14	
Jackson State	2-5	0-0	1-3	1-10-11	2	5	0	1	1	0	14	
at Illinois State												
San Diego												
at California												
Cal State Dominguez Hills												
Brigham Young												
Brown												
CSUN												
at Boise State												
Wyoming												
at Air Force												
New Mexico												
at Fresno State												
UNLV												
Air Force												
at San Jose State												
at New Mexico												
Utah State												
at Colorado State												
Boise State												
Nevada												
at UNLV												
at Utah State												
San Jose State												
Fresno State												
at Nevada												

MISCELLANEOUS STATS / SAN DIEGO STATE RECORD

Category	2018-19 Season Games	SDSU W/L
Double-Figure Scoring	1	1-0
15-Point Games	0	0-0
Double-Doubles	0	0-0
10-Rebounding Games	1	1-0
Led SDSU in Scoring	0	0-0
Led SDSU in Rebounding	1	1-0
Led SDSU in Assists	0	0-0
One Turnover or Less	4	4-1
Consecutive Games	Current	Long
Double-Figure Scoring	0	1
Double-Figure Rebounding	1	1
Consecutive Games Played	6	6
Without Fouling Out	6	6
Scoring A Point	3	3
One Turnover or Less	6	6

► N. MENSAH CAREER STATISTICS

Year	G-GS	Min.-Avg.	FG-FGA	Pct.	3P-3PA	Pct.	FT-FTA	Pct.	OR	DR	Reb	Avg.	PF-D	AT	TO	BS	ST	Pts	Avg.
18-19	6-0	86-14.3	6-16	.375	0-0	.000	9-15	.600	11	20	31	5.2	11-0	4	4	6	1	21	3.5

CAREER HIGHS

Points

Career 4 vs. Texas Southern (11-14-18)

Rebounds

Career 3 vs. Jackson State (11-28-18)

Assists

Career

Field Goals

Career 2 vs. Texas Southern (11-14-18)

Field Goals Attempted

Career 3 vs. Texas Southern (11-14-18)

Three-Point Field Goals

Career

Three-Point FG Attempted

Career

Free Throws

Career 2 vs. Arkansas-Pine Bluff (11-6-18)

Free Throws Attempted

Career 2 vs. Iowa State (11-21-18)
2 vs. Arkansas-Pine Bluff (11-6-18)

Steals

Career

Blocked Shots

Career

Minutes Played

Career 6 vs. Jackson State (11-28-18)
6 vs. Texas Southern (11-14-18)



35 • JOEL MENSAH

FORWARD • 6-10 • 215 • FRESHMAN - HS
ACCRA, GHANA (JSERRA CATHOLIC HIGH (CALIF.))

Quick Hits

- Pronounced men-ZAH.
- No relation to fellow freshman Nathan Mensah.
- Averaged 15.9 points, 8.8 rebounds, 1.2 steals and 1.4 blocked shots in his final season at JSerra High.
- Was a four-star player, ranking No. 29 among all centers nationally, according to ESPN.

Season Highlights

- Has yet to commit a turnover in 23 minutes this season.
- Has played in five of the team's six games.
- Played his first career game in the opener vs. Arkansas-Pine Bluff, scoring two points on a pair of free-throws in four minutes.
- Registered four points and two rebounds vs. Texas Southern.
- Had two points and a career-high three rebounds in six minutes vs. Jackson State.

2018-19 GAME-BY-GAME STATISTICS

Opponent	GS	FG	3FG	FT	O-D-R	PF	TP	A	TO	B	S	MP
Arkansas-Pine Bluff	0-2	0-0	2-2	0-0-0	1	2	0	0	0	0	0	4
Texas Southern	2-3	0-0	0-0	1-1-2	0	4	0	0	0	0	0	6
vs. Duke	0-2	0-0	0-0	0-0-0	0	0	0	0	0	0	0	4
vs. Xavier	Did Not Play-CD											
vs. Iowa State	0-1	0-0	1-2	0-0-0	0	1	0	0	0	0	0	3
Jackson State	1-2	0-0	0-0	0-3-3	0	2	0	0	0	0	0	6
at Illinois State												
San Diego												
at California												
Cal State Dominguez Hills												
Brigham Young												
Brown												
CSUN												
at Boise State												
Wyoming												
at Air Force												
New Mexico												
at Fresno State												
UNLV												
Air Force												
at San Jose State												
at New Mexico												
Utah State												
at Colorado State												
Boise State												
Nevada												
at UNLV												
at Utah State												
San Jose State												
Fresno State												
at Nevada												

MISCELLANEOUS STATS / SAN DIEGO STATE RECORD

Category	2018-19 Season	
	Games	SDSU W/L
Double-Figure Scoring	0	0-0
Led SDSU in Scoring	0	0-0
Led SDSU in Rebounding	0	0-0
Led SDSU in Assists	0	0-0
One Turnover or Less	5	3-2
Consecutive Games	Current	Long
Consecutive Games Played	2	3
Scoring A Point	2	2
One Turnover or Less	5	5

► J. MENSAH CAREER STATISTICS

Year	G-GS	Min.-Avg.	FG-FGA	Pct.	3P-3PA	Pct.	FT-FTA	Pct.	OR	DR	Reb	Avg.	PF-D	AT	TO	BS	ST	Pts	Avg.
18-19	5-0	23-4.6	3-10	.300	0-0	.000	3-4	.750	1	4	5	1.0	1-0	0	0	0	0	9	1.8

SEASON / CAREER HIGHS

Points
 Season 14 vs. Arkansas-Pine Bluff (11-6-18)
 Career 30 at Nevada (1-4-17)

Rebounds
 Season 4 vs. (1/1) Duke (11-19-18)
 Career 7 vs. San José State (1-10-17)

Assists
 Season 4 vs. Xavier (11-20-18)
 Career 9 vs. Savannah State (11-28-16)

Field Goals
 Season 5 vs. Arkansas-Pine Bluff (11-6-18)
 Career 12 at Nevada (1-4-17)

Field Goals Attempted
 Season 11 vs. (1/1) Duke (11-19-18)
 Career 25 at Nevada (1-4-17)

Three-Point Field Goals
 Season 2 vs. Arkansas-Pine Bluff (11-6-18)
 Career 7 at Grand Canyon (12-7-16)

Three-Point FG Attempted
 Season 5 vs. Arkansas-Pine Bluff (11-6-18)
 Career 12 at Nevada (1-4-17)

Free Throws
 Season 4 vs. Jackson State (11-27-18)
 4 vs. Iowa State (11-21-18)
 4 vs. (1/1) Duke (11-19-18)
 Career 10 vs. New Mexico (2-6-16)

Free Throws Attempted
 Season 6 vs. Jackson State (11-27-18)
 Career 10 vs. New Mexico (2-6-16)

Steals
 Season 3 vs. Arkansas-Pine Bluff (11-6-18)
 Career 4 at Wyoming (2-24-16)

Blocked Shots
 Season 1 vs. Arkansas-Pine Bluff (11-6-18)
 Career 2 vs. Fresno State (3-8-18)
 2 vs. San José State (1-10-17)
 2 vs. California (11-21-16)
 2 vs. Wyoming (12-30-15)
 2 at Utah (11-16-15)

Minutes Played
 Season 35 vs. Xavier (11-20-18)
 Career 38 vs. New Mexico (2-6-16)



42 • JEREMY HEMSLEY

GUARD • 6-3 • 195 • SENIOR - 3L
 RANCHO CUCAMONGA, CALIF. (DAMIEN HIGH)

San Diego State Career Rankings

- 10th in three-point field goal attempts (361), 11th in three-point field goals (123), 14th in field goal attempts (927), 17th in free-throw attempts (345), 18th in minutes played (2,802), 20th in field goals (393), 21st in assists (215), 21st in free-throws (237), 22nd in points (18th in DI history) (1,146)

Quick Hits

- Became the 32nd member of the school's 1,000-point club at UNLV (1-27-18).
- Is 60 for his last 131 from the field (45.8 percent) over his last 21 games.
- SDSU is 17-3 when he has at least four assists, 15-6 when he scores at least 15 points and 36-14 when he commits one turnover or less.
- Had multiple assists in 20 of 34 games last season and at least three in 15 of them.
- Was 3-for-3 from three-point range at Colorado State (1-2-18), it was just the 19th time in the last 20 seasons that an Aztec player was perfect from beyond the arc (min: 3FGA) and the first time since Matt Shrigley on March 21, 2016.

Season Highlights

- Has reached double figures in scoring in four of the team's six games.
- Has multiple assists in five of the six games this season.
- Made 11 straight free-throw attempts over a period of four games from Nov. 14 (Texas Southern) to Nov. 21 (Iowa State).
- Had 14 points, three assists and three steals in a start in the opener against Arkansas-Pine Bluff, making 5 of 9 field goals.
- Was 10-for-10 from the free-throw line at the Maui Jim Maui Invitational, averaging 8.7 points per game... Had 12 points and a season-high four rebounds vs. No. 1/1 Duke.

2018-19 GAME-BY-GAME STATISTICS

Opponent	GS	FG	3FG	FT	O-D-R	PF	TP	A	TO	B	S	MP
Arkansas-Pine Bluff	*	5-9	2-5	2-4	0-1-1	1	14	3	1	1	3	28
Texas Southern	*	4-7	1-2	1-2	0-2-2	1	10	2	1	0	1	29
vs. Duke	*	4-11	0-4	4-4	0-4-4	2	12	0	3	0	1	28
vs. Xavier	*	1-5	0-1	2-2	0-1-1	1	4	4	2	0	0	35
vs. Iowa State	*	3-7	0-0	4-4	0-1-1	2	10	2	1	0	1	31
Jackson State	*	2-6	1-2	4-6	1-2-3	3	9	3	2	0	1	22
at Illinois State												
San Diego												
at California												
Cal State Dominguez Hills												
Brigham Young												
Brown												
CSUN												
at Boise State												
Wyoming												
at Air Force												
New Mexico												
at Fresno State												
UNLV												
Air Force												
at San Jose State												
at New Mexico												
Utah State												
at Colorado State												
Boise State												
Nevada												
at UNLV												
at Utah State												
San Jose State												
Fresno State												
at Nevada												

MISCELLANEOUS STATS / SAN DIEGO STATE RECORD

Category	2018-19 Season		Career Games	Career SDSU W/L
	Games	SDSU W/L		
Double-Figure Scoring	3	1-2	60	40-20
Double-Figure Assists	0	0-0	0	0-0
Double-Doubles	0	0-0	0	0-0
Led SDSU in Scoring	0	0-0	27	16-11
Led SDSU in Rebounding	0	0-0	0	0-0
Led SDSU in Assists	1	0-1	32	21-11
15+ Point Games	0	0-0	21	15-6
5+ Assist Games	0	0-0	12	11-1
One Turnover or Less	2	1-1	49	35-14
Consecutive Games	Current	Long		
Double-Figure Scoring	0	8		
With At Least 1 Assist	3	11		
Played 30 or More Minutes	0	4		

► HEMSLEY CAREER STATISTICS

Year	G-GS	Min.-Avg.	FG-FGA	Pct.	3P-3PA	Pct.	FT-FTA	Pct.	OR	DR	Reb	Avg.	PF-D	AT	TO	BS	ST	Pts	Avg.
15-16	37-25	1,014-27.4	147-342	.430	42-118	.356	107-141	.759	19	70	89	2.4	82-3	68	71	12	27	443	12.0
16-17	32-31	917-28.7	146-352	.415	56-150	.373	64-102	.627	16	62	78	2.4	67-1	66	64	9	20	412	12.9
17-18	32-7	698-21.8	81-188	.431	21-79	.266	49-80	.613	6	49	55	1.7	58-0	67	55	5	21	232	7.3
18-19	6-6	173-28.8	19-45	.422	4-14	.286	17-22	.773	1	11	12	2.0	10-0	14	10	1	7	59	9.8
Totals	107-69	2,802-26.2	393-927	.424	123-361	.341	237-345	.687	42	192	234	2.2	217-4	215	200	27	75	1,146	10.7



Game 1

San Diego State 76
Arkansas-Pine Bluff 60

Nov. 6, 2018 ♦ San Diego, Calif.
Viejas Arena ♦ Att.: 11,077

SAN DIEGO - Senior guard Devin Watson connected on a career-high six three-point field goals and had a team-high 20 points as San Diego State opened its 2018-19 campaign with a 76-60 victory over Arkansas-Pine Bluff at Viejas Arena.

It was the sixth straight season-opening win for SDSU and the Aztecs have now won 14 consecutive home openers (regardless of the game being a season opener).

San Diego State led 39-36 with 17:38 to play when the Aztecs went on a 15-2 run to open up a comfortable 16-point lead. Senior guard Jeremy Hemsley had seven points during the spurt and was one of three Aztecs (Jordan Schakel and Watson) to connect on a trey during the decisive run.

The lead grew to 23 points (following a 30-10 run) before the Aztecs settled for the 16-point final margin.

San Diego State's trademark stellar defense on full display, limited Arkansas-Pine Bluff to 35.7 percent field goal shooting and forced the Golden Lions into 18 turnovers.

Watson recorded his fifth game with the Aztecs with at least 20 points, a figure he has reached 24 times in his career. His six treys are the fourth most by an Aztec player in Viejas Arena history.

Hemsley added 14 points, three assists and three steals. Sophomore forward Jalen McDaniels narrowly missed a double-double with 15 points and team highs with nine rebounds and five assists. Sophomore forward Matt Mitchell rounded out four Aztec players in double figures with 10 points and five rebounds.

McDaniels became just the fourth Aztec player in the last 22 seasons to record at least 15 points, nine rebounds, five assists and three steals in a game, joining Jamaal Franklin, Kawhi Leonard and Chase Tapley.

Ark.-Pine Bluff	FG	3FG	FT	R	F	TP	A	TO	B	S	MP
Banyard	* 3-4	2-3	3-4	5	4	11	0	1	1	3	23
Banks	* 0-1	0-0	0-0	3	2	0	0	1	0	0	13
Robertson	* 0-1	0-0	0-0	1	0	0	1	1	0	0	11
Jackson	* 1-8	0-6	5-5	0	4	7	3	2	1	1	28
McKnight	* 12-26	5-10	0-0	8	1	29	1	6	0	2	39
Whitfield	0-1	0-0	0-0	0	0	0	0	0	0	0	3
Hardy	0-0	0-0	0-0	0	0	0	1	0	0	0	6
Wallace	0-2	0-1	0-0	1	0	0	0	0	0	0	7
Doss	3-11	1-7	4-5	5	3	11	2	0	0	1	29
Posey	0-1	0-1	0-0	1	1	0	1	0	0	1	9
Basse	1-1	0-0	0-0	4	2	0	6	0	0	0	15
Smith	0-0	0-0	0-0	4	3	0	0	1	0	1	17
Team			5								
Totals	20-56	8-28	12-14	37	22	60	9	18	2	9	200

SDSU	FG	3FG	FT	R	F	TP	A	TO	B	S	MP
McDaniels	* 5-11	1-2	4-6	9	3	15	5	1	0	3	27
Mitchell	* 3-9	2-5	2-2	5	1	10	4	4	0	1	29
Watson	* 7-12	6-10	0-0	4	1	20	3	3	0	1	38
Schakel	* 1-6	1-4	4-4	5	1	7	2	1	0	1	28
Hemsley	* 5-9	2-5	2-4	1	1	14	3	1	1	3	28
Seiko	1-2	0-1	0-0	0	0	2	0	0	0	0	11
Arop	0-0	0-0	0-0	2	1	0	0	0	0	0	9
Sohikish	0-0	0-0	0-0	0	0	0	0	0	0	0	2
Narain	2-3	0-0	0-0	3	4	4	1	2	0	0	11
Mensah, N.	0-2	0-0	204	3	1	2	0	0	1	0	13
Mensah, J.	0-2	0-0	2-2	0	1	2	0	0	0	0	4
Team			3								
Totals	24-56	12-27	16-22	35	14	76	18	12	2	9	200

Halftime: San Diego State 36, Arkansas-Pine Bluff 29. **FG%:** San Diego State 42.9, Arkansas-Pine Bluff 35.7. **3FG%:** San Diego State 44.4, Arkansas-Pine Bluff 28.6. **FT%:** San Diego State 72.7, Arkansas-Pine Bluff 85.7. **Officials:** Michael Irving, Bill Vinovich, Steve Olson. **Technical:** Jalen McDaniels (San Diego State).



Game 2

San Diego State 103
Texas Southern 64

Nov. 14, 2018 ♦ San Diego, Calif.
Viejas Arena ♦ Att.: 10,507

SAN DIEGO - Six San Diego State players scored in double figures, including all five starters, as the Aztecs never trailed and cruised to a 103-64 victory over Texas Southern.

San Diego State, which improved to 2-0 for the first time in four seasons, received a game-high 21 points from Matt Mitchell. The sophomore also added five rebounds and three assists.

Classmate Jordan Schakel had a career-high 16 points on 3-of-3 three-point field goal shooting and 7-of-7 from the charity stripe, and had seven rebounds.

Sophomore Jalen McDaniels added 14 points and a game-high nine rebounds, while Devin Watson poured in 14 points and had eight assists for SDSU. Senior Jeremy Hemsley scored 10 points and freshman Nathan Mensah came off the bench to score 11 points and pull down five rebounds.

San Diego State scored the first eight points of the game and led by as many as 41 points in claiming the team's eighth straight home win.

The Aztecs produced its highest point total in nearly five years (118 vs. Saint Katherine College, Dec. 27, 2013) connected on 52.3 percent from the field and was 27-of-36 from the free throw line.

Meanwhile, SDSU limited the Tigers to 33.3 percent field goal shooting and forced 14 turnovers on the evening.

San Diego State won for the 68th straight time when shooting at least 50 percent from the field and has won 71 consecutive contests when shooting 50 percent and committing 13 or fewer turnovers.

Texas Southern	FG	3FG	FT	R	F	TP	A	TO	B	S	MP
Butler	* 1-5	0-2	0-1	1	1	2	2	3	0	0	22
Combs	* 7-12	0-1	1-2	9	3	15	0	2	0	0	32
Reed	* 3-11	1-3	0-0	6	5	7	0	3	0	0	14
Patterson	* 2-8	1-4	0-0	4	2	5	4	2	0	0	17
McClelland	* 1-5	0-2	1-2	2	2	3	2	0	0	1	27
Bruce	4-13	2-7	5-6	1	4	15	2	0	0	3	29
Jones	2-6	0-3	2-2	2	2	6	0	0	0	0	11
Hopkins	1-5	0-0	1-3	4	4	3	0	3	0	1	25
Armstrong	3-6	1-4	0-0	0	2	7	3	0	0	2	11
Lumpkin	0-0	0-0	0-0	1	0	0	1	0	0	0	3
Dobbins	0-1	0-0	1-2	2	2	1	0	1	0	0	9
Team			4								
Totals	24-72	5-26	11-18	36	27	64	14	14	0	7	200

SDSU	FG	3FG	FT	R	F	TP	A	TO	B	S	MP
McDaniels	* 5-12	1-2	3-4	9	4	14	1	3	0	3	23
Mitchell	* 7-14	1-5	6-9	5	1	21	3	1	0	1	32
Watson	* 5-12	1-4	3-4	2	1	14	8	3	0	0	22
Schakel	* 3-4	3-3	7-7	7	3	16	0	0	1	1	25
Hemsley	* 4-7	1-2	1-2	2	1	10	2	1	0	1	29
Seiko	0-2	0-0	0-0	1	2	0	1	1	0	0	10
Arop	1-1	0-0	0-0	4	5	2	0	3	0	0	14
Sohikish	0-2	0-1	0-0	0	0	0	0	0	0	0	3
Chang	1-1	1-1	0-0	1	0	3	0	0	0	0	3
Narain	3-3	0-0	2-4	5	1	8	1	0	1	0	13
Mensah, N.	3-4	0-0	5-6	5	2	11	2	1	2	1	20
Mensah, J.	2-3	0-0	0-0	2	0	4	0	0	0	0	6
Team			5								
Totals	34-65	8-18	27-36	48	20	103	18	13	4	7	200

Halftime: San Diego State 49, Texas Southern 28. **FG%:** San Diego State 52.3, Texas Southern 33.3. **3FG%:** San Diego State 44.4, Texas Southern 19.2. **FT%:** San Diego State 75.0, Texas Southern 61.1. **Officials:** Rick Batsell, Shawn Lehigh, Jimmy Casas. **Technical:** Trayvon Reed (Texas Southern).



Game 3

No. 1/1 Duke 90
San Diego State 64

Nov. 19, 2018 ♦ Lahaina, Hawaii
Lahaina Civic Center ♦ Att.: 2,400

LAHAINA, Hawaii - Duke made five of its first seven attempts from beyond the arc to build a 13-point advantage in the opening 10 minutes of the game and the top-ranked Blue Devils defeated San Diego State, 90-64, in the opening day of the Maui Jim Maui Invitational.

San Diego State held Duke without an opening possession and quickly got a transition follow basket from sophomore Matt Mitchell to put the Aztecs on top, 2-0. It was the only lead of the day for SDSU.

The Blue Devils feature one of the nation's most dangerous lineups and on this day that fearsome unit made nine first-half three-point field goals to build a 49-32 halftime advantage.

Senior Jeremy Hemsley and sophomore Jalen McDaniels made consecutive lay ups early in the second half to cut the deficit to 13, but the Aztecs were not able to draw any closer.

Despite the loss, there were plenty of positive takeaways for SDSU. The Aztecs made 27 trips to the line and drew 25 fouls on the Blue Devils. McDaniels and Mitchell tied for team-high honors by drawing five fouls apiece.

San Diego State was led by senior guard Devin Watson's 15 points. Hemsley added 12 points and McDaniels and Mitchell each chipped in with 11 points apiece.

Duke was led R.J. Barrett who had 20 points and five assists. The Aztecs held Zion Williams, a projected NBA lottery pick, to 13 points on 5-of-11 attempts from the line.

The game marked just the fourth all-time matchup between the Aztecs against the nation's top ranked team. On two occasions, the opponent has been the Blue Devils.

Duke	FG	3FG	FT	R	F	TP	A	TO	B	S	MP
Williamson	* 5-11	1-3	2-3	6	2	13	1	2	1	5	18
Reddish	* 6-10	2-5	2-3	2	3	16	2	2	0	1	21
Barrett	* 5-14	3-6	7-9	4	4	20	5	1	0	0	25
Bolden	* 1-1	0-0	2-4	4	3	4	0	0	1	0	16
Jones	* 6-7	2-2	0-3	1	1	14	2	2	0	1	23
Goldwire	0-3	0-2	1-2	0	1	1	0	1	0	0	16
O'Connell	2-3	0-1	0-0	4	0	4	0	3	0	0	17
Vrankovic	0-0	0-0	2-4	4	3	2	1	1	0	0	2
Robinson	1-2	0-1	0-0	2	1	2	0	1	1	0	8
DeLaurier	0-1	0-1	2-2	6	5	2	0	0	0	0	11
White	3-5	2-4	4-4	8	1	12	1	2	1	0	29
Buckmire	0-0	0-0	0-0	0	0	0	0	0	0	0	3
Besser	0-0	0-0	0-0	0	1	0	0	0	0	0	2
Team			2								
Totals	29-57	10-25	22-34	43	25	90	12	15	4	7	200

SDSU	FG	3FG	FT	R	F	TP	A	TO	B	S	MP
McDaniels	* 3-9	0-0	5-7	5	3	11	3	3	2	0	31
Mitchell	* 3-9	0-4	5-6	3	4	11	0	2	0	1	27
Watson	* 5-8	3-6	2-2	4	3	15	3	3	0	2	34
Schakel	* 1-5	1-4	2-2	4	4	5	1	1	0	0	26
Hemsley	* 4-11	0-4	4-4	4	2	12	0	3	0	1	28
Mensah, N.	0-3	0-0	0-2	2	2	0	1	0	0	0	10
Narain	0-1	0-0	2-2	3	0	0	1	0	1	0	18
Seiko	2-2	2-2	2-4	0	1	8	0	0	0	0	11
Arop	1-3	0-1	0-0	4	1	2	0	0	1	1	8
Chang	0-0	0-0	0-0	0	0	0	0	0	0	0	4
Mensah, J.	0-2	0-0	0-0	0	0	0	0	0	0	0	3
Sohikish	0-0	0-0	0-0	0	0	0	0	0	0	0	1
Team			2								
Totals	19-53	6-21	20-27	30	23	64	8	13	3	7	200

Halftime: Duke 49,



Game 4

San Diego State 79
Xavier 74

Nov. 20, 2018 ♦ Lahaina, Hawaii
Lahaina Civic Center ♦ Att.: 2,400

LAHAINA, Hawaii - San Diego State made one of the most dramatic comebacks in school history, overcoming a 19-point deficit, to defeat Xavier, 79-74, on the second day of the Maui Jim Maui Invitational.

The Aztecs trailed 32-13 with 9:21 to play in the first half against a Musketeers' program that is the defending Big East Conference champions, was a No. 1-seed in the NCAA tournament and finished the campaign 29-6.

SDSU scored the next seven points as part of a 27-5 run to cut the deficit to three points at half.

After allowing the opening basket of the second half, the Aztecs went on a 17-2 run to open up a nine-point advantage. In all, SDSU outscored Xavier, 45-17, over approximately a 20-minute period in the middle of the game.

San Diego State was led by sophomore sensation Jalen McDaniels. McDaniels scored a career-high 26 points on the strength of 9-of-14 shooting, including a career-high three three-point field goals. He added eight rebounds and three blocked shots.

Senior guard Devin Watson tallied 21 points, including four three-point field goals, and added a game-high seven assists. Sophomore guard Jordan Schakel made three three's en route to a 13-point, five-rebound performance.

San Diego State shot 53.8 percent from the field and ran its winning streak to 68 games when shooting at least 50 percent from the floor. Equally impressive was the fact the Aztecs outbounded their bigger Big East opponent, 33-29.

The comeback was the third largest in SDSU recorded history and the largest in Brian Dutcher's tenure as SDSU's head coach.

Xavier raced out to the big lead by making eight of its first 10 and 13 of its first 19 field goal attempts. As if that was not bad enough, the Musketeers converted on five of its first seven attempts from beyond the arc.

Xavier	FG	3FG	FT	R	F	TP	A	TO	B	S	MP
Jones	* 4-6	0-0	0-2	5	4	8	0	1	1	1	15
Marshall	* 2-9	1-5	3-4	6	4	8	5	0	0	1	34
Scruggs	* 5-15	0-5	1-1	6	5	11	2	1	0	3	33
Castlin	* 1-3	1-3	0-0	2	3	2	2	0	1	1	11
Goodin	* 7-11	3-5	3-4	1	2	20	3	1	0	1	37
James	0-0	0-0	0-0	0	0	0	0	0	0	0	3
Weluge	0-2	0-2	0-0	1	0	0	0	2	0	0	14
Hankins	6-8	0-0	3-4	4	1	15	0	1	0	0	25
Harden	3-6	3-5	0-0	0	1	9	0	0	0	0	11
Kennedy	0-0	0-0	0-0	0	1	0	0	0	0	0	16
Team				6				3			
Totals	28-60	8-25	10-15	29	20	74	12	11	1	7	74

SDSU	FG	3FG	FT	R	F	TP	A	TO	B	S	MP
McDaniels	* 9-14	3-5	5-8	8	2	26	1	3	3	0	26
Mitchell	* 3-5	1-3	2-2	1	3	9	1	1	1	0	15
Watson	* 5-14	4-11	7-8	3	1	21	7	3	1	0	39
Schakel	* 5-7	3-5	0-0	5	5	13	1	1	0	0	31
Hemsley	* 1-5	0-1	2-2	1	1	4	4	2	0	0	35
Seiko	0-1	0-1	0-0	1	0	2	0	0	0	0	10
Mensah, N.	1-2	0-0	0-0	3	2	0	1	1	0	1	15
Narain	2-3	0-1	0-0	5	3	4	1	0	1	1	19
Team				4				2			
Totals	26-51	11-27	16-20	33	18	79	17	13	6	2	200

Halftime: Xavier 40, San Diego State 37. **FG%:** San Diego State 51.0, Xavier 46.7. **3FG%:** San Diego State 40.7, Xavier 32.0. **FT%:** San Diego State 80.0, Xavier 66.7. **Officials:** Pat Driscoll, Don Daily, Bernard Clinton. **Technical:** none.



Game 5

Iowa State 87
San Diego State 57

Nov. 21, 2018 ♦ Lahaina, Hawaii
Lahaina Civic Center ♦ Att.: 2,400

LAHAINA, Hawaii - For the third straight day San Diego State ran into a team that opened the game on fire and on this day the Aztecs did not have an answer.

Iowa State made three of its first four three-point field goal attempts of the game, had nine treys at intermission and 14 for the contest in an 87-57 victory over San Diego State in the fifth-place game on the Maui Jim Maui Invitational.

Unlike the previous two games, when San Diego State overcame hot shooting starts to compete for 40 minutes against top-ranked Duke or produce a historic comeback against Xavier the day before, SDSU did not have the legs to mount a comeback on this day.

Iowa State raced out to an 18-6 lead by the first media timeout and the Aztecs clawed back to a 20-16 deficit with 12:45 to play in the first half. The Cyclones then used a 12-2 run to open the lead up and SDSU got no closer than nine points the rest of the way.

Sophomore forward Matt Mitchell scored a team-high 14 points and added six rebounds. Sophomore forward Jalen McDaniels, who was limited to 27 minutes due to foul trouble, had 10 points and seven boards. Senior guard Jeremy Hemsley added 10 points on the day.

Iowa State was paced by Marial Shayok, who tallied 21 points on 8-of-12 shooting. Michael Jacobson added 19 points and eight rebounds, while Terrence Lewis came off the bench to score 16 points in 21 minutes of action.

SDSU	FG	3FG	FT	R	F	TP	A	TO	B	S	MP
McDaniels	* 5-14	0-3	0-1	7	4	10	1	1	0	0	27
Mitchell	* 3-7	2-4	6-6	6	2	14	0	1	0	1	28
Watson	* 3-11	2-6	0-0	2	0	8	1	2	0	0	31
Schakel	* 3-6	2-5	0-0	1	4	8	2	1	0	0	22
Hemsley	* 3-7	0-0	4-4	1	2	10	2	1	0	1	31
Narain	0-1	0-0	0-0	3	2	0	1	3	1	0	16
Mensah, N.	0-0	0-0	1-2	5	1	1	1	1	0	1	14
Arop	0-1	0-0	0-0	1	1	0	1	0	0	0	8
Chang	0-1	0-1	0-0	0	0	0	0	0	0	0	3
Seiko	1-2	1-2	2-2	0	1	5	0	1	0	0	16
Mensah, J.	0-1	0-0	1-2	0	0	1	0	0	0	0	3
Team				1							
Totals	18-51	7-21	14-17	27	17	57	9	11	2	2	200

Iowa State	FG	3FG	FT	R	F	TP	A	TO	B	S	MP
Jacobson	* 5-9	0-1	9-9	8	2	19	2	1	0	0	30
Weiler-Babb	* 3-9	3-7	0-0	7	1	9	6	0	1	1	34
Shayok	* 8-12	4-6	1-1	3	2	21	0	1	0	1	28
Horton-Tucker	* 1-11	0-4	2-3	7	1	4	5	0	2	0	30
Haliburton	* 3-7	3-7	0-0	8	3	9	1	1	2	2	38
Lewis	5-7	2-4	4-4	1	0	16	1	0	0	0	11
Griffin	1-2	1-2	1-3	1	1	4	0	0	0	1	6
Condit	1-1	0-0	0-0	2	4	2	0	1	0	0	11
Steyer	1-1	1-1	0-0	2	1	3	2	0	0	0	2
Team				2				2			
Totals	28-59	14-32	17-20	41	15	87	17	6	2	7	200

Halftime: Iowa State 46, San Diego State 32. **FG%:** Iowa State 47.5, San Diego State 35.3. **3FG%:** Iowa State 43.8, San Diego State 33.3. **FT%:** Iowa State 85.0, San Diego State 82.4. **Officials:** Eric Curry, Tom Kelly, Brian Dorsey. **Technical:** none.



Game 6

San Diego State 87
Jackson State 44

Nov. 27, 2018 ♦ San Diego, Calif.
Viejas Arena ♦ Att.: 10,453

SAN DIEGO - San Diego State dominated both ends of the court from the opening tip and recorded its widest margin of victory against a Division I opponent in 32 years as the Aztecs defeated Jackson State, 87-44.

The Aztecs, coming off a 30-point loss six days earlier, scored the first 11 points of the game, raced to a 24-5 advantage and built a 49-21 halftime lead.

Five San Diego State players scored in double figures, led by sophomores Matt Mitchell and Jordan Schakel. Mitchell had 15 points to go along with six rebounds and three assists and Schakel had 15 points and four steals.

Classmate Jalen McDaniels had 14 points and junior forward Nolan Narain came off the bench to add 11 points and four rebounds.

Offensively, San Diego State was efficient, connecting on 50.9 percent of its field goal attempts, including 57.6 percent of its two-point field goal attempts. The Aztecs had 20 assists on 29 field goal attempts.

San Diego State has now won 70 consecutive games when shooting 50 percent or better from the floor.

Defensively, the Aztecs limited Jackson State to 25.9 percent from the field, the lowest mark for an SDSU opponent in the Brian Dutcher era. This was just the 33rd time this season that a Division I opponent was held to less than 30 percent field goal shooting and was forced into more than 20 turnovers (23).

With the victory, San Diego State has followed each of its last four defeats with a victory in the next game.

Jackson State	FG	3FG	FT	R	F	TP	A	TO	B	S	MP
Johnson	* 0-5	0-0	0-0	2	4	0	1	1	1	0	17
McKinnis	* 0-2	0-0	0-0	1	1	0	0	1	2	0	17
Walls	* 2-9	0-3	2-4	3	2	6	0	5	0	4	28
Howell	* 3-10	0-2	3-4	5	2	9	3	3	1	2	27
Bozeman	* 2-6	2-4	3-4	4	2	9	0	3	0	1	24
Berry	0-1	0-1	0-0	0	0	0	0	0	0	0	5
Shelton	0-3	0-3	0-0	1	0	0	0	0	0	0	6
Walker	0-1	0-0	2-2	0	0	2	1	4	0	0	5
Howard	3-8	1-4	0-0	6	3	7	1	1	0	0	25
Brown	2-6	0-2	0-0	0	4	4	3	3	0	1	18
Love	1-2	1-1	0-0	1	2	3	0	1	1	0	8
Spencer	2-4	0-0	0-0	5	3	4	0	0	0	1	19
Clopton	0-1	0-0	0-0	0	0	0	1	0	0	0	1
Team				1							
Totals	15-58	4-20	10-14	29	23	44	9	23	5	9	200

SDSU	FG	3FG	FT	R	F	TP	A	TO	B	S	MP
McDaniels	* 6-10	0-2	2-2	3	2	14	4	7	0	1	26
Mitchell	* 5-10	3-6	2-2	6	0	15	3	1	1	1	25
Watson	* 4-11	2-7	0-0	3	1	10	4	2	0	2	33
Schakel	* 5-6	2-3	3-4	2	3	15	1	1	0	4	26
Hemsley	* 2-6	1-2	4-6	3	3	9	3	2	0	1	22
Seiko	0-0	0-0	3-4	3	1	3	1	1	0	3	15
Arop	0-1	0-1	0-0	4	1	0	2	1	1	0	13
Sahikish	0-0	0-0	0-0	0	0	0	1	1	0	0	3
Chang	1-2	1-2	0-0	0	0	0	3	1	1	2	0
Narain	3-4	1-1	4-4	4	2	11	0	1	0	1	15
Mensah, N.	2-5	0-0	1-3	11	2	5	0	1	1	0	14
Mensah, J.	1-2	0-0	0-0	3	0	2	0	0	0	0	6
Team				2			2				
Totals	29-57	10-24	19-25	44	16	87	20	21	5	13	200

Halftime: San Diego State 49, Jackson State 21. **FG%:** San Diego State 50.9, Jackson State 25.9. **3FG%:** San Diego State 41.7, Jackson State 20.0. **FT%:** San Diego State 76.0, Jackson State 71.4. **Officials:** Kipp Kissinger, Brad Ferrie, Marques Pettigrew. **Technical:** San Diego State Bench.

SAN DIEGO STATE SCHEDULE/RESULTS

Record: 4-2 (Home: 3-0, Away: 0-0, Neutral: 1-2)
 Mountain West: 0-0 (Home: 0-0, Away: 0-0)

Date	SDSU NR	Opponent	SDSU Result	W-L	Record	MW	Scorer	San Diego State High		
								Rebounder	Assists	Attendance
Nov. 6	rv/--	ARKANSAS-PINE BLUFF	W 76-60	W1	1-0		Watson - 20	McDaniels - 9	McDaniels - 5	11,077
Nov. 14		TEXAS SOUTHERN	W 103-64	W2	2-0		Mitchell - 21	McDaniels - 9	Watson - 8	10,507
Nov. 19		vs. (1/1) Duke # (QF)	L 90-64	L1	2-1		Watson - 15	McDaniels - 5	McDaniels/Watson - 3	2,400 (c)
Nov. 20		vs. Xavier # (C-SF)	W 79-74	W1	3-1		McDaniels - 26	McDaniels - 8	Watson - 7	2,400 (c)
Nov. 21		vs. (rv/rv) Iowa State # (5P)	L 87-57	L1	3-2		Mitchell - 14	McDaniels - 7	Schakel/Hemsley - 2	2,400 (c)
Nov. 27		JACKSON STATE	W 87-44	W1	4-2		Mitchell/Schakel - 15	N. Mensah - 11	McDaniels/Watson - 4	10,453
Dec. 1		at Illinois State								
Dec. 5		SAN DIEGO								
Dec. 8		at California								
Dec. 12		CAL STATE DOMINGUEZ HILLS								
Dec. 22		BRIGHAM YOUNG								
Dec. 29		BROWN								
Jan. 1		CSUN								
Jan. 5		at Boise State*								
Jan. 8		WYOMING*								
Jan. 12		at Air Force*								
Jan. 15		NEW MEXICO*								
Jan. 22		at Fresno State*								
Jan. 26		UNLV*								
Jan. 30		AIR FORCE*								
Feb. 2		at San José State*								
Feb. 5		at New Mexico*								
Feb. 9		UTAH STATE*								
Feb. 12		at Colorado State*								
Feb. 16		BOISE STATE*								
Feb. 20		NEVADA*								
Feb. 23		at UNLV*								
Feb. 26		at Utah State*								
March 2		SAN JOSÉ STATE*								
March 6		FRESNO STATE*								
March 9		at Nevada*								

Caps denotes home game. # - Maui Jim Maui Invitational (Lahaina Civic Center; Lahaina, Hawaii). * - Mountain West Game. ` - Mountain West Men's Basketball Championship (Thomas & Mack Center; Las Vegas, Nevada). c - Capacity crowd. SDSU NR - San Diego State national ranking (*Associated Press* and *USA Today* coaches polls at game time). Time to the right of opponent name indicates time remaining on a game-winning shot.

Record/Attendance Summary

	G	W-L	Total	Average	High
Home	3	3-0	32,037	10,679	11,077
Mountain West					
Away					
Mountain West					
Neutral	3	1-2	7,200	2,400	2,400
Total	6	4-2	39,237	6,540	11,077
Mountain West					

Win/Loss Margin

	1	2	3	4	5	6	9	10	11	12	13	14	15	16	18	20	22	24	26	28	30	39	43	≤3	≤5	≤10	
Win					1									1								1	1			1	1
Loss																			1		1						

SEASON STATS

Record: 4-2 (Home: 3-0, Away: 0-0, Neutral: 1-2)

No.	Player	GP	GS	Min	Avg	TOTAL			3-PTS			FT			REBOUNDS				PF	FO	A	TO	Blk	Stl	Pts	Avg			
						FG	FGA	Pct	3FG	FGA	Pct	FT	FTA	Pct	Off	Def	Tot	Avg											
05	MCDANIELS, Jalen	6	6	169	28.2	33	70	.471	5	14	.357	19	28	.679	12	29	41	6.8	18	0	15	18	5	7	90	15.0			
00	WATSON, Devin	6	6	207	34.5	29	68	.426	18	44	.409	12	14	.857	3	15	18	3.0	7	0	26	16	0	6	88	14.7			
11	MITCHELL, Matt	6	6	146	24.3	24	54	.444	9	27	.333	23	27	.852	5	21	26	4.3	11	0	11	10	2	5	80	13.3			
20	SCHAKEL, Jordan	6	6	158	26.3	18	34	.529	12	24	.500	16	17	.941	6	18	24	4.0	20	1	7	5	1	6	64	10.7			
42	HEMSLEY, Jeremy	6	6	173	28.8	19	45	.422	4	14	.286	17	22	.773	1	11	12	2.0	10	0	14	10	1	7	59	9.8			
24	NARAIN, Nolan	6	0	89	14.8	10	15	.667	1	2	.500	6	10	.600	9	13	22	3.7	15	0	4	8	3	3	27	4.5			
31	MENSAH, Nathan	6	0	86	14.3	6	16	.375	0	0	.000	9	15	.600	11	20	31	5.2	11	0	4	4	6	1	21	3.5			
02	SEIKO, Adam	6	0	73	12.2	4	9	.444	3	6	.500	7	10	.700	2	3	5	0.8	5	0	4	3	0	3	18	3.0			
35	MENSAH, Joel	5	0	23	4.6	3	10	.300	0	0	.000	3	4	.750	1	4	5	1.0	1	0	0	0	0	0	9	1.8			
23	CHANG, Ed	4	0	15	3.8	2	4	.500	2	4	.500	0	0	.000	0	1	1	0.3	0	0	1	1	2	0	6	1.5			
03	AROP, Aguek	5	0	52	10.4	2	6	.333	0	2	.000	0	0	.000	2	13	15	3.0	9	1	3	4	2	1	4	0.8			
04	SOHIKISH, Michael	4	0	9	2.3	0	2	.000	0	1	.000	0	0	.000	0	0	0	0.0	0	0	1	1	0	1	0	0.0			
TEAM															10	7	17	2.8	1					3					0
SAN DIEGO STATE		6				150	333	.450	54	138	.391	112	147	.762	62	155	217	36.2	108	2	90	83	22	40	466	77.7			
OPPONENTS		6				144	362	.398	49	156	.314	82	115	.713	76	139	215	35.8	132	-	73	87	14	46	419	69.8			

SCORE BY PERIODS:	1st	2nd	OT	2OT	Total
SAN DIEGO STATE	235	231			466
OPPONENTS	213	206			419

Mountain West: 0-0 (Home: 0-0, Away: 0-0)

HOME/AWAY STATS

Home: 3-0

No.	Player	GP	GS	Min	Avg	TOTAL			3-PTS			REBOUNDS														
						FG	FGA	Pct	3FG	FGA	Pct	FT	FTA	Pct	Off	Def	Tot	Avg	PF	FO	A	TO	Blk	Stl	Pts	Avg
11	MITCHELL, Matt	3	3	76	25.3	15	33	.455	6	16	.375	10	13	.769	3	13	16	5.3	2	0	10	6	1	3	46	15.3
00	WATSON, Devin	3	3	103	34.3	16	35	.457	9	21	.429	3	4	.750	0	9	9	3.0	3	0	15	8	0	3	44	14.7
05	MCDANIELS, Jalen	3	3	76	25.3	16	33	.485	2	6	.333	9	12	.750	7	14	21	7.0	9	0	10	11	0	7	43	14.3
20	SCHAKEL, Jordan	3	3	79	26.3	9	16	.563	6	10	.600	14	15	.933	4	10	14	4.7	7	0	3	2	1	6	38	12.7
42	HEMSLEY, Jeremy	3	3	79	26.3	11	22	.500	4	9	.444	7	12	.583	1	5	6	2.0	5	0	8	4	1	5	33	11.0
24	NARAIN, Nolan	3	0	36	12.0	8	10	.800	1	1	1.000	6	8	.750	7	5	12	4.0	7	0	2	3	1	1	23	7.7
31	MENSAH, Nathan	3	0	47	15.7	5	11	.455	0	0	.000	8	13	.615	4	15	19	6.3	5	0	2	2	4	1	18	6.0
35	MENSAH, Joel	3	0	16	5.3	3	7	.429	0	0	.000	2	2	1.000	1	4	5	1.7	1	0	0	0	0	0	8	2.7
23	CHANG, Ed	2	0	8	4.0	2	3	.667	2	3	.667	0	0	.000	0	1	1	0.5	0	0	1	1	2	0	6	3.0
02	SEIKO, Adam	3	0	36	12.0	1	4	.250	0	1	.000	3	4	.750	1	3	4	1.3	3	0	2	2	0	3	5	1.7
03	AROP, Aguek	3	0	36	12.0	1	2	.500	0	1	.000	0	0	.000	2	8	10	3.3	7	1	2	4	1	0	2	0.7
04	SOHIKISH, Michael	3	0	8	2.7	0	2	.000	0	1	.000	0	0	.000	0	0	0	0.0	0	0	1	1	0	0	0	0.0
TEAM																										
SAN DIEGO STATE		3				87	178	.489	30	69	.435	62	83	.747	35	92	127	42.3	50	1	56	46	11	29	266	88.7
OPPONENTS		3				59	186	.317	17	74	.230	33	46	.717	36	66	102	34.0	72	-	32	55	7	25	168	56.0

SCORE BY PERIODS:	1st	2nd	OT	2OT	Total
SAN DIEGO STATE	134	132			266
OPPONENTS	78	90			168

Road/Neutral: 1-2 (Away: 0-0, Neutral: 1-2)

No.	Player	GP	GS	Min	Avg	TOTAL			3-PTS			REBOUNDS														
						FG	FGA	Pct	3FG	FGA	Pct	FT	FTA	Pct	Off	Def	Tot	Avg	PF	FO	A	TO	Blk	Stl	Pts	Avg
05	MCDANIELS, Jalen	3	3	93	31.0	17	37	.459	3	8	.375	10	16	.625	5	15	20	6.7	9	0	5	7	5	0	47	15.7
00	WATSON, Devin	3	3	104	34.7	13	33	.394	9	23	.391	9	10	.900	3	6	9	3.0	4	0	11	8	0	3	44	14.7
11	MITCHELL, Matt	3	3	70	23.3	9	21	.429	3	11	.273	13	14	.929	2	8	10	3.3	9	0	1	4	1	2	34	11.3
42	HEMSLEY, Jeremy	3	3	94	31.3	8	23	.348	0	5	.000	10	10	1.000	0	6	6	2.0	5	0	6	6	0	2	26	8.7
20	SCHAKEL, Jordan	3	3	79	26.3	9	18	.500	6	14	.429	2	2	1.000	2	8	10	3.3	13	1	4	3	0	0	26	8.7
02	SEIKO, Adam	3	0	37	12.3	3	5	.600	3	5	.600	4	6	.667	1	0	1	0.3	2	0	2	1	0	0	13	4.3
24	NARAIN, Nolan	3	0	53	17.7	2	5	.400	0	1	.000	0	2	.000	2	8	10	3.3	8	0	2	5	2	2	4	1.3
31	MENSAH, Nathan	3	0	39	13.0	1	5	.200	0	0	.000	1	2	.500	7	5	12	4.0	6	0	2	2	2	0	3	1.0
03	AROP, Aguek	2	0	16	8.0	1	4	.250	0	1	.000	0	0	.000	0	5	5	2.5	2	0	1	0	1	1	2	1.0
35	MENSAH, Joel	2	0	7	3.5	0	3	.000	0	0	.000	1	2	.500	0	0	0	0.0	0	0	0	0	0	0	1	0.5
23	CHANG, Ed	2	0	7	3.5	0	1	.000	0	1	.000	0	0	.000	0	0	0	0.0	0	0	0	0	0	0	0	0.0
04	SOHIKISH, Michael	1	0	1	1.0	0	0	.000	0	0	.000	0	0	.000	0	0	0	0.0	0	0	0	0	0	1	0	0.0
TEAM																										
SAN DIEGO STATE		3				63	155	.406	24	69	.348	50	64	.781	27	63	90	30.0	58	1	34	37	11	11	200	66.7
OPPONENTS		3				85	176	.483	32	82	.390	49	69	.710	40	73	113	37.7	60	-	41	32	7	21	251	83.7

SCORE BY PERIODS:	1st	2nd	OT	2OT	Total
SAN DIEGO STATE	101	99			200
OPPONENTS	135	116			251

WIN/LOSS STATS

Wins: 4

No.	Player	GP	GS	Min	Avg	TOTAL			3-PTS			REBOUNDS				PF	FO	A	TO	Blk	Stl	Pts	Avg				
						FG	FGA	Pct	3FG	FGA	Pct	FT	FTA	Pct	Off									Def	Tot	Avg	
05	MCDANIELS, Jalen	4	4	112	28.0	25	47	.532	5	11	.455	14	20	.700	9	20	29	7.3	11	0	11	14	3	7	69	17.3	
00	WATSON, Devin	4	4	142	35.5	21	49	.429	13	32	.406	10	12	.833	1	11	12	3.0	4	0	22	11	0	4	65	16.3	
11	MITCHELL, Matt	4	4	91	22.8	18	38	.474	7	19	.368	12	15	.800	3	14	17	4.3	5	0	11	7	2	3	55	13.8	
20	SCHAKEL, Jordan	4	4	110	27.5	14	23	.609	9	15	.600	14	15	.933	4	15	19	4.8	12	1	4	3	1	6	51	12.8	
42	HEMSLEY, Jeremy	4	4	114	28.5	12	27	.444	4	10	.400	9	14	.643	1	6	7	1.8	6	0	12	6	1	5	37	9.3	
24	NARAIN, Nolan	4	0	55	13.8	10	13	.769	1	2	.500	6	8	.750	9	8	17	4.3	10	0	3	4	2	2	27	6.8	
31	MENSAH, Nathan	4	0	62	15.5	6	13	.462	0	0	.000	8	13	.615	7	17	24	6.0	8	0	2	3	5	1	20	5.0	
35	MENSAH, Joel	3	0	16	5.3	3	7	.429	0	0	.000	2	2	1.000	1	4	5	1.7	1	0	0	0	0	0	8	2.7	
23	CHANG, Ed	2	0	8	4.0	2	3	.667	2	3	.667	0	0	.000	0	1	1	0.5	0	0	1	1	2	0	6	3.0	
02	SEIKO, Adam	4	0	46	11.5	1	5	.200	0	2	.000	3	4	.750	2	3	5	1.3	3	0	4	2	0	3	5	1.3	
03	AROP, Aguek	3	0	36	12.0	1	2	.500	0	1	.000	0	0	.000	2	8	10	3.3	7	1	2	4	1	0	2	0.7	
04	SOHIKISH, Michael	3	0	8	2.7	0	2	.000	0	1	.000	0	0	.000	0	0	0	0.0	0	0	1	1	0	0	0	0.0	
TEAM																											
SAN DIEGO STATE		4				113 229 .493			41 96 .427			78 103 .757			46 114 160 40.0				68 2 73 59 17 31 345 86.2								
OPPONENTS		4				87 246 .354			25 99 .253			43 61 .705			49 82 131 32.8				92 - 44 66 8 32 242 60.5								

SCORE BY PERIODS:	1st	2nd	OT	2OT	Total
SAN DIEGO STATE	171	174			345
OPPONENTS	118	124			242

Losses: 2

No.	Player	GP	GS	Min	Avg	TOTAL			3-PTS			REBOUNDS				PF	FO	A	TO	Blk	Stl	Pts	Avg				
						FG	FGA	Pct	3FG	FGA	Pct	FT	FTA	Pct	Off									Def	Tot	Avg	
11	MITCHELL, Matt	2	2	55	27.5	6	16	.375	2	8	.250	11	12	.917	2	7	9	4.5	6	0	0	3	0	2	25	12.5	
00	WATSON, Devin	2	2	65	32.5	8	19	.421	5	12	.417	2	2	1.000	2	4	6	3.0	3	0	4	5	0	2	23	11.5	
42	HEMSLEY, Jeremy	2	2	59	29.5	7	18	.389	0	4	.000	8	8	1.000	0	5	5	2.5	4	0	2	4	0	2	22	11.0	
05	MCDANIELS, Jalen	2	2	57	28.5	8	23	.348	0	3	.000	5	8	.625	3	9	12	6.0	7	0	4	4	2	0	21	10.5	
20	SCHAKEL, Jordan	2	2	48	24.0	4	11	.364	3	9	.333	2	2	1.000	2	3	5	2.5	8	0	3	2	0	0	13	6.5	
02	SEIKO, Adam	2	0	27	13.5	3	4	.750	3	4	.750	4	6	.667	0	0	0	0.0	2	0	0	1	0	0	13	6.5	
03	AROP, Aguek	2	0	16	8.0	1	4	.250	0	1	.000	0	0	.000	0	5	5	2.5	2	0	1	0	1	1	2	1.0	
31	MENSAH, Nathan	2	0	24	12.0	0	3	.000	0	0	.000	1	2	.500	4	3	7	3.5	3	0	2	1	1	0	1	0.5	
35	MENSAH, Joel	2	0	7	3.5	0	3	.000	0	0	.000	1	2	.500	0	0	0	0.0	0	0	0	0	0	0	1	0.5	
24	NARAIN, Nolan	2	0	34	17.0	0	2	.000	0	0	.000	0	2	.000	0	5	5	2.5	5	0	1	4	1	1	0	0.0	
23	CHANG, Ed	2	0	7	3.5	0	1	.000	0	1	.000	0	0	.000	0	0	0	0.0	0	0	0	0	0	0	0	0.0	
04	SOHIKISH, Michael	1	0	1	1.0	0	0	.000	0	0	.000	0	0	.000	0	0	0	0.0	0	0	0	0	0	1	0	0.0	
TEAM																											
SAN DIEGO STATE		2				37 104 .356			13 42 .310			34 44 .773			16 41 57 28.5				40 0 17 24 5 9 121 60.5								
OPPONENTS		2				57 116 .491			24 57 .421			39 54 .722			27 57 84 42.0				40 - 29 21 6 14 177 88.5								

SCORE BY PERIODS:	1st	2nd	OT	2OT	Total
SAN DIEGO STATE	64	57			121
OPPONENTS	95	82			177

VS. NATIONALLY RANKED OPPONENTS

Record: 0-1 (Home: 0-0, Away: 0-0, Neutral: 0-1)

No.	Player	GP	GS	Min	Avg	TOTAL			3-PTS			FT			REBOUNDS				PF	FO	A	TO	Blk	Stl	Pts	Avg													
						FG	FGA	Pct	3FG	FGA	Pct	FT	FTA	Pct	Off	Def	Tot	Avg																					
00	WATSON, Devin	1	1	34	34.0	5	8	.625	3	6	.500	2	2	1.000	1	3	4	4.0	3	0	3	3	0	2	15	15.0													
42	HEMSLEY, Jeremy	1	1	28	28.0	4	11	.364	0	4	.000	4	4	1.000	0	4	4	4.0	2	0	0	3	0	1	12	12.0													
05	MCDANIELS, Jalen	1	1	30	30.0	3	9	.333	0	0	.000	5	7	.714	1	4	5	5.0	3	0	3	3	2	0	11	11.0													
11	MITCHELL, Matt	1	1	27	27.0	3	9	.333	0	4	.000	5	6	.833	1	2	3	3.0	4	0	0	2	0	1	11	11.0													
02	SEIKO, Adam	1	0	11	11.0	2	2	1.000	2	2	1.000	2	4	.500	0	0	0	0.0	1	0	0	0	0	0	8	8.0													
20	SCHAKEL, Jordan	1	1	26	26.0	1	5	.200	1	4	.250	2	2	1.000	2	2	4	4.0	4	0	1	1	0	0	5	5.0													
03	AROP, Aquek	1	0	8	8.0	1	3	.333	0	1	.000	0	0	.000	0	4	4	4.0	1	0	0	0	1	1	2	2.0													
24	NARAIN, Nolan	1	0	18	18.0	0	1	.000	0	0	.000	0	2	.000	0	2	2	2.0	3	0	0	1	0	1	0	0.0													
31	MENSAH, Nathan	1	0	10	10.0	0	3	.000	0	0	.000	0	0	.000	1	1	2	2.0	2	0	1	0	0	0	0	0.0													
23	CHANG, Ed	1	0	4	4.0	0	0	.000	0	0	.000	0	0	.000	0	0	0	0.0	0	0	0	0	0	0	0	0.0													
35	MENSAH, Joel	1	0	4	4.0	0	2	.000	0	0	.000	0	0	.000	0	0	0	0.0	0	0	0	0	0	0	0	0.0													
04	SOHIKISH, Michael	1	0	1	1.0	0	0	.000	0	0	.000	0	0	.000	0	0	0	0.0	0	0	0	0	0	1	0	0.0													
TEAM															2	0	2	2.0	0			0																	
SAN DIEGO STATE		1				19	53	.358	6	21	.286	20	27	.741	8	22	30	30.0	23	0	8	13	3	7	64	64.0													
OPPONENTS		1				29	57	.509	10	25	.400	22	34	.647	14	29	43	43.0	25	-	12	15	4	7	90	90.0													

SCORE BY PERIODS:	1st	2nd	OT	2OT	Total
SAN DIEGO STATE	32	32			64
OPPONENTS	49	41			90

INDIVIDUAL GAME-BY-GAME (POINTS/REBS./ASTS.)

	0	2	3	4	5	11	13	20	23	24	31	35	42
	Devin	Adam	Aguek	Michael	Jalen	Matt	Caleb	Jordan	Ed	Nolan	Nathan	Joel	Jeremy
Opponent	Watson	Seiko	Arop	Sohikish	McDaniels	Mitchell	Giordano	Schakel	Chang	Narain	Mensah	Mensah	Hemsley
ARKANSAS-PINE BLUFF	20/4/3	2/0/0	0/2/0	0/0/0	15/9/5	10/5/4	DND	7/5/2	DNP	4/3/1	2/3/0	2/0/0	14/1/3
TEXAS SOUTHERN	14/2/8	0/1/1	2/4/0	0/0/0	14/9/1	21/5/3	DND	16/7/0	3/1/0	8/5/1	11/5/2	4/2/0	10/2/2
vs. (1/1) Duke # (QF)	15/4/3	8/0/0	2/4/0	0/0/0	11/5/3	11/3/0	DNT	5/4/1	0/0/0	0/2/0	0/2/1	0/0/0	12/4/0
vs. Xavier # (C-SF)	21/3/7	0/1/2	DNP	DNP	26/8/1	9/1/1	DNT	13/5/1	DNP	4/5/1	2/5/0	DNP	4/1/4
vs. (rv/rv) Iowa State # (5P)	8/2/1	5/0/0	0/1/1	DNP	10/7/1	14/6/0	DNT	8/1/2	0/0/0	0/3/1	1/5/1	1/0/0	10/1/2
JACKSON STATE	10/3/4	3/3/1	0/4/2	0/0/1	14/3/4	15/6/3	DND	15/2/1	3/0/1	11/4/0	5/11/0	2/3/0	9/3/3
at Illinois State													
SAN DIEGO													
at California													
CAL STATE DOMINGUEZ HILLS													
BRIGHAM YOUNG													
BROWN													
CSUN													
at Boise State*													
WYOMING*													
at Air Force*													
NEW MEXICO*													
at Fresno State*													
UNLV*													
AIR FORCE*													
at San José State*													
at New Mexico*													
UTAH STATE*													
at Colorado State*													
BOISE STATE*													
NEVADA*													
at UNLV*													
at Utah State*													
SAN JOSÉ STATE*													
FRESNO STATE*													
at Nevada*													

Red indicates players started. CD – Did Not Play-Coach's Decision. DND - Did Not Dress. DNT - Did Not Travel. INJ – Did Not Play-Injured. SUSP - Suspension. Caps denotes home game. # - Maui Jim Maui Invitational (Lahaina Convention Center; Lahaina, Hawaii). * – Mountain West Game. ` - Mountain West Men's Basketball Championship (Thomas & Mack Center; Las Vegas, Nevada).

STARTING LINEUPS

F	F	G	G	G	W-L	Record As SDSU Starter	Season	Career*
McDaniels	Mitchell	Hemsley	Schakel	Watson	4-2	Jeremy Hemsley	4-2	43-26
						Jalen McDaniel	4-2	17-10
						Matt Mitchell	4-2	26-12
						Nolan Narain		1-0
						Jordan Schakel	4-2	4-2
						Devin Watson	4-2	26-13
						* Aztec career		

INDIVIDUAL SUPERLATIVES

Category	San Diego State	Opponent
Points Scored	26 - Jalen McDaniels vs. Xavier (11-20-18)	29 - Martaveous McKnight, Arkansas-Pine Bluff (11-6-18)
Field Goals	9 - Jalen McDaniels vs. Xavier (11-20-18)	12 - Martaveous McKnight, Arkansas-Pine Bluff (11-6-18)
Field Goals Attempted	14 - Mitchell vs. Texas So. (11-14-18); McDaniels/Watson vs. Xavier (11-20-18); McDaniels vs. ISU (11-21-18)	26 - Martaveous McKnight, Arkansas-Pine Bluff (11-6-18)
Highest FG Percentage (min. 5 made)	.833 (5-6) - Jordan Schakel vs. Jackson State (11-27-18)	.857 (6-7) - Tre Jones, (1/1) Duke (11-19-20)
Highest FG Percentage (min. 10 made)	N/A	.462 (12-26) - Martaveous McKnight, Arkansas-Pine Bluff (11-6-18)
3-Point Field Goals Made	6 - Devin Watson vs. Arkansas-Pine Bluff (11-6-18)	5 - Martaveous McKnight, Arkansas-Pine Bluff (11-6-18)
3-Point Field Goals Attempted	11 - Jeremy Hemsley vs. (1/1) Duke (11-19-18); Devin Watson vs. Xavier (11-20-18)	10 - Martaveous McKnight, Arkansas-Pine Bluff (11-6-18)
3-Point Field Goal Percentage (min. 4 made)	.600 (6-10) - Devin Watson vs. Arkansas-Pine Bluff (11-6-18)	.667 (4-6) - Marial Shayok, Iowa State (11-21-18)
3-Point Field Goal Percentage (min. 5 made)	.600 (6-10) - Devin Watson vs. Arkansas-Pine Bluff (11-6-18)	.500 (5-10) - Martaveous McKnight, Arkansas-Pine Bluff (11-6-18)
Free Throws	7 - Jordan Schakel vs. Texas Southern (11-14-18); Devin Watson vs. Xavier (11-20-18)	9 - Michael Jacobson, Iowa State (11-21-18)
Free Throws Attempted	9 - Matt Mitchell vs. Texas Southern (11-14-18)	9 - RJ Barrett, (1/1) Duke (11-19-18); Michael Jacobson, Iowa State (11-21-18)
Free Throw Percentage (min. 7 made)	1.000 (7-7) - Matt Mitchell vs. Texas Southern (11-14-18)	1.000 (9-9) - Michael Jacobson, Iowa State (11-21-18)
Free Throw Percentage (min. 10 made)	N/A	N/A
Offensive Rebounds	4 - Jalen McDaniels vs. Arkansas-Pine Bluff (11-6-18)	5 - Michael Jacobson, Iowa State (11-21-18)
Defensive Rebounds	10 - Nathan Mensah vs. Jackson State (11-27-18)	7 - M. McKnight, UAPB (11-6-18); J. White, (1/1) Duke (11-19-18); Horton-Tucker/Haliburton, ISU (11-21-18)
Total Rebounds	11 - Nathan Mensah vs. Jackson State (11-27-18)	9 - Jeremy Combs, Texas Southern (11-14-18)
Assists	8 - Devin Watson vs. Texas Southern (11-14-18)	6 - Nick Weiler-Babb, Iowa State (11-21-18)
Blocked Shots	3 - Jalen McDaniels vs. Xavier (11-20-18)	2 - Tyrese Haliburton, Iowa State (11-21-18)
Steals	4 - Jordan Schakel vs. Jackson State (11-27-18)	5 - Zion Williamson, (1/1) Duke (11-19-18)
Minutes Played	39 - Devin Watson vs. Xavier (11-20-18)	39 - Martaveous McKnight, Arkansas-Pine Bluff (11-6-18)

TEAM SUPERLATIVES

SDSU High	SDSU Low	Category	Opponent High	Opponent Low
103 vs. Texas Southern (11-14-18)	57 vs. Iowa State (11-21-18)	Points Scored	90, (1/1) Duke (11-19-18)	44, Jackson State (11-27-18)
34 vs. Texas Southern (11-14-18)	18 vs. Iowa State (11-21-18)	Field Goals	29, (1/1) Duke (11-19-18)	15, Jackson State (11-27-18)
65 vs. Texas Southern (11-14-18)	51 vs. Xavier (11-20-18); vs. Iowa State (11-21-18)	Field Goals Attempted	72, Texas Southern (11-14-18)	56, Arkansas-Pine Bluff (11-6-18)
.523 vs. Texas Southern (11-14-18)	.353 vs. Iowa State (11-21-18)	FG Percentage	.509, (1/1) Duke (11-19-18)	.259, Jackson State (11-27-18)
12 vs. Arkansas-Pine Bluff (11-6-18)	6 vs. (1/1) Duke (11-19-18)	3-Point Field Goals Made	14, Iowa State (11-21-18)	4, Jackson State (11-27-18)
27 vs. Arkansas-Pine Bluff (11-6-18); vs. Xavier (11-20-18)	18 vs. Texas Southern (11-14-18)	3-Point Field Goals Attempted	32, Iowa State (11-21-18)	20, Jackson State (11-27-18)
.444 vs. Arkansas-Pine Bluff (11-6-18); Texas Southern (11-14-18)	.286 vs. (1/1) Duke (11-19-18)	3-Point Field Goal Percentage	.438, Iowa State (11-21-18)	.192, Texas Southern (11-14-18)
27 vs. Texas Southern (11-14-18)	14 vs. Iowa State (11-21-18)	Free Throws Made	22, (1/1) Duke (11-19-18)	10, Jackson State (11-27-18)
36 vs. Texas Southern (11-14-18)	17 vs. Iowa State (11-21-18)	Free Throws Attempted	34, (1/1) Duke (11-19-18)	14, UAPB (11-6-18); Jackson State (11-27-18)
.824 vs. Iowa State (11-21-18)	.727 vs. Arkansas-Pine Bluff (11-6-18)	Free Throw Percentage	.857, Arkansas-Pine Bluff (11-6-18)	.611, Texas Southern (11-14-18)
15 vs. Texas Southern (11-14-18)	8 vs. (1/1) Duke (11-19-18); vs. Iowa State (11-21-18)	Offensive Rebounds	16, Texas Southern (11-14-18)	10, UAPB (11-6-18); Jackson State (11-27-18)
34 vs. Jackson State (11-27-18)	19 vs. Iowa State (11-21-18)	Defensive Rebounds	29, (1/1) Duke (11-19-18)	16, Xavier (11-20-18)
48 vs. Texas Southern (11-14-18)	27 vs. Iowa State (11-21-18)	Total Rebounds	43, (1/1) Duke (11-19-18)	29, Xavier (11-20-18); Jackson State (11-27-18)
23 vs. (1/1) Duke (11-19-18)	14 vs. Arkansas-Pine Bluff (11-6-18)	Fouls	27, Texas Southern (11-14-18)	15, Iowa State (11-21-18)
1 vs. Texas Southern (11-14-18); Xavier (11-20-18)	0, three times	Fouled Out	1, three times	0, Arkansas-Pine Bluff (11-6-18); Iowa State (11-21-18)
20 vs. Jackson State (11-27-18)	8 vs. (1/1) Duke (11-19-18)	Assists	23, Jackson State (11-27-18)	9, Arkansas-Pine Bluff (11-6-18)
21 vs. Jackson State (11-27-18)	11 vs. Iowa State (11-21-18)	Turnovers	23, Jackson State (11-27-18)	6, Iowa State (11-21-18)
6 vs. Xavier (11-20-18)	2 vs. Arkansas-Pine Bluff (11-6-18); vs. Iowa State (11-21-18)	Blocked Shots	5, Jackson State (11-27-18)	0, Texas Southern (11-14-18)
13 vs. Jackson State (11-27-18)	2 vs. Xavier (11-20-18); vs. Iowa State (11-21-18)	Steals	9, UAPB (11-6-18); Jackson State (11-27-18)	7, four times
54 (2nd) vs. Texas Southern (11-14-18)	25 (2nd) vs. Iowa State (11-21-18)	Points/Half	49 (1st), Duke (11-19-18)	21 (1st), Jackson State (11-27-18)
.567 (1st) vs. Texas Southern (11-14-18)	.323 (2nd) vs. (1/1) Duke (11-19-18)	FG Percentage/Half	.538 (2nd), Duke (11-19-18)	.194 (2nd), Jackson State (11-27-18)
6 vs. Texas Southern (11-14-18)	3 vs. Xavier (11-20-18); vs. Iowa State (11-21-18)	Double-Figure Scorers	5, (1/1) Duke (11-19-18)	0, Jackson State (11-27-18)
+15 vs. Jackson State (11-27-18)	-24 vs. Iowa State (11-21-18)	Rebound Margin	+24, Iowa State (11-21-18)	-15, Jackson State (11-27-18)
+28 vs. Jackson State (11-27-18)	-17 vs. (1/1) Duke (11-19-18)	Halftime Scoring Margin	+17, Duke (11-19-18)	-28, Jackson State (11-27-18)

BIGGEST LEADS/TIME IN LEAD/SPECIALTY STATS

Date	Opponent	SDSU Result		SDSU Big Opp Big		Ties	LC	SDSU in		Opp in	Tied	Paint		Off TOs		2nd Ch.		Bench	
		W	L	Lead	Lead			Lead	Lead			SD	Opp	SD	Opp	SD	Opp	SD	Opp
Nov. 6	ARKANSAS-PINE BLUFF	W	76-60	23	3	4	2	34:26	1:34	4:00		22	16	26	17	17	5	10	13
Nov. 14	TEXAS SOUTHERN	W	103-64	41	N/A	0	0	39:34	N/A	0:25		44	34	23	13	22	6	28	32
Nov. 19	vs. (1/1) Duke # (QF)	L	90-64	2	35	0	1	0:05	39:00	0:39		18	32	8	20	9	14	10	23
Nov. 20	vs. Xavier # (C-SF)	W	79-74	9	19	1	1	13:08	25:07	1:45		20	36	13	17	12	8	6	24
Nov. 21	vs. (rv/rv) Iowa State # (5P)	L	87-57	N/A	33	0	0	N/A	39:48	0:12		10	22	3	17	7	16	7	25
Nov. 27	JACKSON STATE	W	87-44	43	N/A	0	0	39:10	N/A	0:23		22	8	24	18	10	2	24	20
Dec. 1	at Illinois State																		
Dec. 5	SAN DIEGO																		
Dec. 8	at California																		
Dec. 12	CAL STATE DOMINGUEZ HILLS																		
Dec. 22	BRIGHAM YOUNG																		
Dec. 29	BROWN																		
Jan. 1	CSUN																		
Jan. 5	at Boise State*																		
Jan. 8	WYOMING*																		
Jan. 12	at Air Force*																		
Jan. 15	NEW MEXICO*																		
Jan. 22	at Fresno State*																		
Jan. 26	UNLV*																		
Jan. 30	AIR FORCE*																		
Feb. 2	at San José State*																		
Feb. 5	at New Mexico*																		
Feb. 9	UTAH STATE*																		
Feb. 12	at Colorado State*																		
Feb. 16	BOISE STATE*																		
Feb. 20	NEVADA*																		
Feb. 23	at UNLV*																		
Feb. 26	at Utah State*																		
March 2	SAN JOSÉ STATE*																		
March 6	FRESNO STATE*																		
March 9	at Nevada*																		

Caps denotes home game. # - Maui Jim Maui Invitational (Lahaina Civic Center; Lahaina, Hawaii). * - Mountain West Game. ` - Mountain West Men's Basketball Championship (Thomas & Mack Center; Las Vegas, Nevada).

LEADS AND DEFICITS	SEASON	MOUNTAIN WEST GAME
SDSU Biggest Halftime Lead	28 vs. Jackson State (11-27-18)	
SDSU Biggest Halftime Lead Lost		
SDSU Biggest Halftime Lead Lost in a Loss		
SDSU Biggest Halftime Deficit	17 vs. (1/1) Duke (11-19-18)	
SDSU Biggest Halftime Deficit Overcome	3 vs. Xavier (11-20-18)	
SDSU Biggest Halftime Deficit Overcome for Victory	3 vs. Xavier (11-20-18)	
SDSU Biggest Lead	43 vs. Jackson State (11-27-18)	
SDSU Biggest Lead Lost	2 vs. (1/1) Duke (11-19-18)	
SDSU Biggest Lead Lost in a Loss	2 vs. (1/1) Duke (11-19-18)	
SDSU Biggest Deficit	35 vs. (1/1) Duke (11-19-18)	
SDSU Biggest Deficit Overcome	19 vs. Xavier (11-20-18)	
SDSU Biggest Deficit Overcome in a Victory	19 vs. Xavier (11-20-18)	

MISCELLANEOUS STATISTICS

SEASON	Team Leader -----			Games With -----					Double-Doubles	
	Points	Rebounds	Assists	10+ Pts	20+Pts	30+Pts	10+Rebs	10+Ast	Point/Reb.	Point/Ast.
Aguek Arop										
Jeremy Hemsley			1	4						
Jalen McDaniels	1	5	3	6	1					
Joel Mensah										
Nathan Mensah		1		1			1			
Matt Mitchell	3		1	5	1					
Nolan Narain				1						
Jordan Schakel	1		1	3						
Adam Seiko										
Michael Sohikish										
Devin Watson	2		4	5	2					

CAREER	Team Leader -----			Games With -----					Double-Doubles	
	Points	Rebounds	Assists	10+ Pts	20+Pts	30+Pts	10+Rebs	10+Ast	Point/Reb.	Point/Ast.
Aguek Arop										
Jeremy Hemsley	27		32	61	9	1				
Jalen McDaniels	9	23	3	24	1		11		9	
Joel Mensah										
Nathan Mensah		1		1			1			
Matt Mitchell	9	3	3	25	3	1				
Nolan Narain	1			3						
Jordan Schakel	1		1	4						
Adam Seiko										
Michael Sohikish										
Devin Watson	11		16	70	25	3				

DUNKS	SEASON	GM. HIGH
Jeremy Hemsley	2	1
Joel Mensah	1	1
Nathan Mensah	2	2
Jalen McDaniels	5	2
Nolan Narain	2	1
TOTAL	12	4

TOP SCORING PERFORMANCES
26, Jalen McDaniels vs. Xavier (11-20-18)
21, Devin Watson vs. Xavier (11-20-18)
21, Matt Mitchell vs. Texas Southern (11-14-18)
20, Devin Watson vs. Arkansas-Pine Bluff (11-6-18)
16, Jordan Schakel vs. Texas Southern (11-14-18)
15, Jalen McDaniels vs. Arkansas-Pine Bluff (11-6-18)
15, Devin Watson vs. (1/1) Duke (11-19-18)
15, Matt Mitchell vs. Jackson State (11-27-18)
15, Jordan Schakel vs. Jackson State (11-27-18)
14, Jeremy Hemsley vs. Arkansas-Pine Bluff (11-6-18)
14, Jalen McDaniels vs. Texas Southern (11-14-18)
14, Devin Watson vs. Texas Southern (11-14-18)
14, Matt Mitchell vs. Iowa State (11-21-18)
14, Jalen McDaniels vs. Jackson State (11-27-18)

TOP REBOUNDING PERFORMANCES
11, Nathan Mensah vs. Jackson State (11-27-18)
9, Jalen McDaniels vs. Arkansas-Pine Bluff (11-6-18)
9, Jalen McDaniels vs. Texas Southern (11-14-18)
8, Jalen McDaniels vs. Xavier (11-20-18)

TOP ASSIST PERFORMANCES
8, Devin Watson vs. Texas Southern (11-14-18)
7, Devin Watson vs. Xavier (11-20-18)
5, Jalen McDaniels vs. Arkansas-Pine Bluff (11-6-18)

TOP 3-POINT FG PERFORMANCES
6, Devin Watson vs. Arkansas-Pine Bluff (11-6-18)

TOP STEALS
4, Jordan Schakel vs. Jackson State (11-27-18)
3, Jeremy Hemsley vs. Arkansas-Pine Bluff (11-6-18)
3, Jalen McDaniels vs. Arkansas-Pine Bluff (11-6-18)
3, Jalen McDaniels vs. Texas Southern (11-14-18)
3, Adam Seiko vs. Jackson State (11-27-18)

GAMES MISSED
N/A
TOTAL N/A

* - conference game. ` - conference tournament game.

SEASON/CAREER HIGHS

#0 • DEVIN WATSON

	Season	Career
Points	21 vs. Xavier, 11-20-18	33 - two times
Rebounds	4 - two times	8 vs. Coppin State, 12-18-15
Assists	8 vs. Texas Southern, 11-14-18	9 at Arizona State, 11-14-17
Steals	2 - two times	6 at Florida Gulf Coast, 11-25-14
Blocked Shots		
Minutes	39 vs. Xavier, 11-20-18	42 - two times
10+ Scoring Games	4 times (3-1)	69 times
20+ Scoring Games	2 times (2-0)	25 times
30+ Scoring Games		3 times

#2 • ADAM SEIKO

	Season/Career
Points	8 vs. (1/1) Duke, 11-19-18
Rebounds	3 vs. Jackson State, 11-27-18
Assists	2 vs. Xavier, 11-20-18
Steals	3 vs. Jackson State, 11-27-18
Blocked Shots	
Minutes	16 vs. Iowa State, 11-21-18

#3 • AGUEK AROP

	Season/Career
Points	2 - two times
Rebounds	4 - three times
Assists	2 vs. Jackson State, 11-27-18
Steals	1 vs. (1/1) Duke, 11-19-18
Blocked Shots	1 - two times
Minutes	14 vs. Texas Southern, 11-14-18

#4 • MICHAEL SOHIKISH

	Season	Career
Points		4 vs. San Diego Christian, 11-10-17
Rebounds		1 - two times
Assists	1 vs. Jackson State, 11-27-18	1 - two times
Steals	1 vs. (1/1) Duke, 11-19-18	1 - three times
Blocked Shots		
Minutes	3 - two times	6 vs. Sacramento State, 11-23-17

#5 • JALEN MCDANIELS

	Season	Career
Points	26 vs. Xavier, 11-20-18	19 at Colorado State, 1-2-18
Rebounds	9 - two times	13 - three times
Assists	5 vs. Arkansas-Pine Bluff, 11-6-18	5 vs. Arkansas-Pine Bluff, 11-6-18
Steals	3 - two times	4 vs. San José State, 1-9-18
Blocked Shots	3 vs. Xavier, 11-20-18	3 - two times
Minutes	36 vs. Xavier, 11-20-18	36 - three times
10+ Scoring Games	6 times (4-2)	24 times
20+ Scoring Games	1 time (1-0)	1 time
10+ Rebounding Games		11 times
Double-Doubles		9 times

#11 • MATT MITCHELL

	Season	Career
Points	21 vs. Texas Southern, 11-14-18	31 vs. Eastern Illinois, 11-20-17
Rebounds	6 - two times	9 vs. Washington State, 11-26-17
Assists	4 vs. Arkansas-Pine Bluff, 11-16-18	6 vs. California, 12-9-17
Steals	1 - five times	3 - four times
Blocked Shots	1 - two times	3 vs. Air Force, 2-3-18
Minutes	29 vs. Arkansas-Pine Bluff, 11-6-18	36 vs. Gonzaga, 12-21-17
10+ Scoring Games	5 times (3-2)	25 times
20+ Scoring Games	1 time (1-0)	3 times
30+ Scoring Games		1 time

#13 • CALEB GIORDANO

	Season/Career
Points	
Rebounds	
Assists	
Steals	
Blocked Shots	
Minutes	

#20 • JORDAN SCHAKEL

	Season	Career
Points	16 vs. Texas Southern, 11-14-18	16 vs. Texas Southern, 11-14-18
Rebounds	7 vs. Texas Southern, 11-14-18	7 - two times
Assists	2 - two times	2 - seven times
Steals	4 vs. Jackson State, 11-27-18	4 vs. Jackson State, 11-27-18
Blocked Shots	1 vs. Texas Southern, 11-14-18	1 - four times
Minutes	31 vs. Xavier, 11-20-18	31 vs. Xavier, 11-20-18
10+ Scoring Games	3 times (3-0)	4 times

#22 • MALACHI FLYNN

	Season	Career
Points		30 vs. Colorado, 2-15-18
Rebounds		9 vs. Montana State, 11-11-16
Assists		11 vs. Arizona, 1-31-18
Steals		4 vs. Oregon, 3-1-18
Blocked Shots		1 - three times
Minutes		42 vs. Oregon, 3-7-18
10+ Scoring Games		38 times
20+ Scoring Games		12 times
30+ Scoring Games		1 time

#23 • ED CHANG

	Season/Career
Points	3 - two times
Rebounds	1 vs. Texas Southern, 11-14-18
Assists	1 vs. Jackson State, 11-27-18
Steals	
Blocked Shots	2 vs. Jackson State, 11-27-18
Minutes	5 vs. Jackson State, 11-27-18

#24 • NOLAN NARAIN

	Season	Career
Points	11 vs. Jackson State, 11-27-18	18 vs. Wyoming, 2-14-18
Rebounds	5 - two times	7 - two times
Assists	1 - four times	2 - two times
Steals	1 - three times	1 - two times
Blocked Shots	1 - two times	1 - two times
Minutes	19 vs. Xavier, 11-20-18	24 vs. Sacramento State, 11-23-17
10+ Scoring Games	1 time (1-0)	2 times

#31 • NATHAN MENSAH

	Season/Career
Points	11 vs. Texas Southern, 11-14-18
Rebounds	11 vs. Jackson State, 11-27-18
Assists	2 vs. Texas Southern, 11-14-18
Steals	1 vs. Texas Southern, 11-14-18
Blocked Shots	2 vs. Texas Southern, 11-14-18
Minutes	20 vs. Texas Southern, 11-14-18
10+ Scoring Games	1 time (1-0)
10+ Rebounding Games	1 time (1-0)

#35 • JOEL MENSAH

	Season/Career
Points	4 vs. Texas Southern, 11-14-18
Rebounds	3 vs. Jackson State, 11-27-18
Assists	
Steals	
Blocked Shots	
Minutes	6 - two times

#42 • JEREMY HEMSLEY

	Season	Career
Points	14 vs. Arkansas-Pine Bluff, 11-6-18	30 at Nevada, 1-4-17
Rebounds	4 vs. (1/1) Duke, 11-19-18	7 vs. San José State, 1-10-17
Assists	4 vs. Xavier, 11-20-18	9 vs. Savannah State, 11-28-16
Steals	3 vs. Arkansas-Pine Bluff, 11-6-18	4 at Wyoming, 2-24-16
Blocked Shots	1 vs. Arkansas-Pine Bluff, 11-6-18	2 - five times
Minutes	35 vs. Xavier, 11-20-18	38 vs. New Mexico, 2-6-16
10+ Scoring Games	4 times (2-2)	61 times
20+ Scoring Games		9 times
30+ Scoring Games		1 time

MISCELLANEOUS STATISTICS

San Diego State's Record When...

Category	2018-19 Season	Dutcher Era	SDSU Streak	Note
Home	3-0	16-2	Won 8	SDSU is 72-11 in its last 83 home games and 45-6 in its last 51 MW home games (since Jan. 26, 2013)
Away		4-7	Won 2	SDSU is 59-36 in its last 95 road games; Aztecs are 58-28 in last 86 road games vs. non-AP top 25 teams
Neutral	1-2	6-4	Lost 1	Aztecs have won 39 of the last 60 games at neutral sites (39-21); Won two of last four meetings with AP Top 25 teams
Scoring First	3-1	21-7	Won 1	SDSU is 138-41 in its last 179 games in which it has scored first
Opponent Scores First	1-1	5-6	Lost 1	SDSU is 76-32 in its last 108 games in which the opponent has scored first
Leading at Half	3-0	24-4	Won 14	SDSU is 86-12 in its last 98 games when ahead at half; 90-5 in last 95 at home when leading at half
Trailing at Half	1-2	2-7	Lost 1	SDSU is 7-18 the last 25 times trailing at the half and 33-47 since the start of '10-11
Tied at Half		0-2	Lost 2	SDSU is 7-5 in last 12 games that have been tied at half
Leading with 5:00 Left	4-0	25-4	Won 15	Won 278 of last 287; 164-game winning streak snapped vs. Boise State (2-27-16); Last loss before 164-game winning streak: at Wyoming (1-9-10)
Trailing with 5:00 Left	0-2	0-9	Lost 20	SDSU is 7-52 in its last 59; Last win: vs. Utah State (3-10-16)
Tied with 5:00 Left		1-0	Won 1	SDSU is 4-3 in last seven outings
In Overtime			Won 3	SDSU is 21-2 in its last 23 in OT; Last loss: at Cincinnati (12-17-14); Won last seven OT home games
SDSU Outrebounds Opp.	3-0	20-6	Won 3	SDSU is 51-13 in its last 64 and 161-32 in its last 193 games. Last loss: vs. Houston (3-15-18)
SDSU is Outrebounded	1-2	5-6	Lost 2	SDSU is 45-36 in its last 81 games when outrebounded; Last win: vs. Arkansas-Pine Bluff (11-6-18)
SDSU Commits Fewer TOs	3-1	18-3	Won 1	SDSU is 63-10 in its last 73 when committing fewer turnovers. Last loss: vs. (1/1) Duke (11-19-18)
Opp. Commits Fewer TOs	1-1	6-9	Lost 1	SDSU is 69-43 in its last 112 games when committing more turnovers; Last win: vs. Xavier (11-20-18)
SDSU More FT Attempts	4-0	22-2	Won 4	SDSU is 160-27 in its last 187 games in the category. Last loss: vs. Houston (3-15-18)
Opp. More FT Attempts	0-2	2-10	Lost 2	SDSU is 45-41 in its last 86 games in this category. Last win: vs. Wyoming (2-14-18)
SDSU Shoots Better than Opp.	4-0	23-2	Won 14	SDSU is 25-2 in last 27; 186-12 in last 198 with higher FG pct. Last loss: at New Mexico (1-20-18)
Opp. Shoots Better than SDSU	0-2	2-11	Lost 8	SDSU is 36-59 since the start of '10-11 when the opponent has a higher FG pct.; Last win: vs. Gonzaga (12-21-17)
SDSU Shoots 50% or Better	3-0	12-0	Won 70	Won 70 straight; Last loss: at No. 15 UNM (2-6-10); Won 74 straight at home when FG pct. >= 50.0 pct. (last loss: UNLV, 1-26-02)
SDSU Shoots 40-50%	1-0	11-8	Won 5	Since March 3, 2010, SDSU is 106-26 overall and 56-7 at home
SDSU Shoots 40% or Less	0-2	3-5	Lost 3	SDSU is 75-16 when shooting 38.9 pct. or better (since Jan. 31, 2015); SDSU is 74-5 since Feb. 22, 2012, at home when shooting at least 38.9 pct.
Opp. Shoots 50% or Better	0-1	0-5	Lost 7	Duke snapped streak of 41 straight SDSU foes to shoot less than 50 pct. in the '15 NCAA tourney
Opp. Shoots 40-50%	1-1	8-7	Lost 1	Suffered seven losses last season. Last loss: vs. Iowa State (11-21-18)
Opp. Shoots 40% or Less	3-0	18-1	Won 3	SDSU is 227-31 in last 258 games. Last loss: vs. Houston (3-15-18)
SDSU Bench Outscores Opp.	1-0	16-5	Won 1	SDSU is 143-29 in this category since the beginning of the 2010-11 season; Aztecs are 111-25 in last 136 games
Opp. Bench Outscores SDSU	3-2	9-8	Lost 1	SDSU is 65-42 in this category since the beginning of the 2010-11 season
SDSU Scores Less Than 60	0-1	0-2	Lost 3	SDSU is 23-30 in its last 53 games when scoring less than 60 points; Last win: vs. Air Force (3-1-17)
SDSU Scores At Least 60 & Less Than 70	0-1	3-6	Lost 2	SDSU is 59-29 in its last 88 games. Last loss: vs. (1/1) Duke (11-19-18)
SDSU Scores Between 70-79	2-0	10-3	Won 5	SDSU is 12-3 in last 15, 99-11 in its last 110 when scoring 70-79. Last loss: at New Mexico (1-20-18); 32-2 at home in last 34
SDSU Scores Between 80-89	1-0	7-2	Won 4	SDSU is 28-4 in its last 32 games when scoring between 80-89 points
SDSU Scores Between 90-99		5-0	Won 20	The Aztecs have won 20 straight games and are 25-2 since 1999-2000 in this category
SDSU Scores 100+	1-0	1-0	Won 27	The Aztecs have won 27 straight games when reaching triple digits. SDSU is 4-0 in games where it has scored 100+ points since the 1999-2000 season.
Opp. Scores Less Than 60	1-0	13-0	Won 15	SDSU is 137-12 in the category in last 149 games; Last loss: at Colorado State (2-25-17)
Opp. Scores Less Than 50	1-0	2-0	Won 6	SDSU is 115-4 the last 119 home games when holding the opponent to 60 points or less
Opp. Scores Between 50-59		10-0	Won 11	SDSU is 55-3 in last 58 in this category (at UW, 12-7-14; vs. Wyo., 3-14-15; Little Rock, 11-21-15)
Opp. Scores Between 60-69	2-0	6-2	Won 2	SDSU is 52-7 in last 59 games in this category; 56-2 in last 58 home games
Opp. Scores Between 70-79	1-0	7-3	Won 5	SDSU is 61-24 in the category since the start of 2010-11.
Opp. Scores Between 80-89	0-1	0-5	Lost 6	SDSU is 23-24 in its last 47 games when allowing between 70-79 points
Opp. Scores Between 90-99	0-1	0-3	Lost 3	SDSU is 2- since the beginning of the 2010-11 season in this category.
Opp. Scores 100+			Lost 9	SDSU snapped a 24-game losing streak in the category by winning at TCU (3-3-12)
Wearing Black	0-1	8-9	Lost 2	The Aztecs are 0-3 in this category since the 1999-2000 season.
Wearing Red			Won 1	SDSU is 24-22 in last 46 and 52-40 in its last 92 in the black uniforms; Last worn vs. Iowa State (11-21-18)
Wearing White	3-1	16-4	Won 1	Aztecs are 15-5 in their last 20 when wearing red since the start of 2010-11; Last worn: at San José State (2-21-15)
Wearing Retro White		3-1	Won 2	Last wore on the road at Maui Jim Maui Invitational (vs. (1/1) Duke, 11-19-18, and vs. Xavier, 11-20-18)
Wearing Camouflage			Lost 1	Wore vs. USD and vs. No. 2/3 Kansas in 2015-16; vs. Alabama State, Wyoming, Air Force in 2016-17; vs. Georgia and California, USU, CSU in 2017-18
Wearing Pewter Gray			Won 2	SDSU lost to No. 9/9 Syracuse (11-11-12)
Wearing Turquoise	1-0	2-0	Won 5	Uniforms made its debut vs. USD (12-15-12); Also worn against UNLV (1-16-13), FS (2-9-13), BSU (3-13-13)
On Monday	0-1	1-1	Lost 1	Made its debut vs. Bakersfield (11-20-14); Also vs. SD Christian (11-18-15), vs. Savannah St. (11-28-16), vs. McNeese (11-17-17), Jackson St. (11-27-18)
On Tuesday	3-0	6-2	Won 4	Aztecs are 13-3 on Monday since the beginning of 2010-11. Last loss: vs. (1/1) Duke (11-19-18)
On Wednesday	1-1	4-3	Lost 1	SDSU is 38-9 in its last 47 games played on Tuesday. Last loss: at Fresno State (2-6-18)
On Thursday		4-1	Lost 1	SDSU is 19-7 in last 26 and 49-15 in its last 64 games played on Wednesday
On Friday	4-0	4-0	Won 4	Aztecs played just 27 Thursday games since the start of the 2010-11 season
On Saturday		6-5	Won 4	SDSU is 27-5 in its last 32 games played on the day
On Sunday		1-1	Won 1	SDSU is 61-29 in its last 90 games played on Saturday
In November	4-2	10-4	Won 1	The Aztecs have played only 22 Sunday games since the beginning of the 2010-11 campaign (14-8)
In December		3-2	Won 1	Aztecs are 13-3 on Monday since the beginning of 2010-11. Last loss: vs. (1/1) Duke (11-19-18)
In January		3-4	Lost 1	The Aztecs are 47-11 in their last 58 games played in December. Last loss: at Wyoming (12-27-17)
In February		6-2	Won 5	SDSU is 31-11 in last 42 and 47-15 in last 62 January games
In March		4-1	Lost 1	SDSU is 33-15 in its last 48 games played during the month
				The Aztecs are 50-18 in their last 68 March games