

# SAN DIEGO STATE BASKETBALL

14 NCAA Tournament Appearances (7 times in last 9 years) • Record 11-Time Mountain West Champion

Contacts: Mike May, Senior Associate AD of Communications and Media Relations (e-mail: mmay@sdsu.edu) ♦ Lauren Weaver, Media Relations Coordinator (e-mail: lweaver@sdsu.edu)

## LIVE COVERAGE

TV: ESPN2; Live Stream: WatchESPN



Dan Shulman (play-by-play)  
Jay Bilas (analyst)  
Eric Mosley (producer)

**Aztecs Radio Network:** 101.5 KGB / XTRA 1360 / Fox Sports Inland Empire (IE) 1350 (pregame starts at 1:30 p.m. PT on XTRA)



Ted Leitner (play-by-play)  
Jon Schaeffer (pre, half, post)



Live Stats: GoAztecs.com

## SCHEDULE / RESULTS

| Date    | SDSU  | Opp.                                       | Opponent (TV/Stream)   | Time / Result |
|---------|-------|--|------------------------|---------------|
| N.1     | rv/-- |  | Chaminade - Exhibition | W, 68-63      |
| N.6     | rv/-- |  | Arkansas-Pine Bluff    | W, 76-60      |
| N.14    |       |  | Texas Southern         | W, 103-64     |
| N.19    | 1/3   | #vs. Duke (ESPN2)                          |                        | Noon HT       |
| N.20    |       | #vs. TBD (ESPN2 or ESPN)                   | 9:30 a.m./3 p.m.       | HT            |
| N.21    |       | #vs. TBD (ESPN Networks)                   |                        | TBD           |
| N.27    |       | Jackson State (FOX Sports San Diego)       | 7:30 p.m.              | PT            |
| D.1     |       | at Illinois State (ESPN3/ESPN+)            | 2 p.m.                 | CT            |
| D.5     |       | San Diego (STADIUM/Facebook)               | 7 p.m.                 | PT            |
| D.8     |       | at California (Pac-12 Networks)            | 7:30 p.m.              | PT            |
| D.12    |       | Cal State Dominguez Hills                  | 7 p.m.                 | PT            |
| D.22    |       | Brigham Young (CBS Sports Network)         | 4 p.m.                 | PT            |
| D.29    |       | Brown (FOX Sports San Diego)               | 5 p.m.                 | PT            |
| J.1     |       | CSUN                                       |                        | Noon PT       |
| J.5     |       | *at Boise State (CBS Sports Network)       | 8 p.m.                 | MT            |
| J.8     |       | *Wyoming (CBS Sports Network)              | 7 p.m.                 | PT            |
| J.12    |       | *at Air Force (ESPN3)                      | 2 p.m.                 | MT            |
| J.15    |       | *New Mexico (CBS Sports Network)           | 8 p.m.                 | PT            |
| J.22    |       | *at Fresno State (ESPN2)                   | 8 p.m.                 | PT            |
| J.26    |       | *UNLV (CBS Sports Network)                 | 5 p.m.                 | PT            |
| J.30    |       | *Air Force (STADIUM/Facebook)              | 7 p.m.                 | PT            |
| F.2     |       | *at San José State (Mountain West Network) | 6 p.m.                 | PT            |
| F.5     |       | *at New Mexico (ESPN2)                     | 9 p.m.                 | MT            |
| F.9     |       | *Utah State (ESPN3)                        | 7 p.m.                 | PT            |
| F.12    |       | *at Colorado State (ESPN2)                 | 9 p.m.                 | MT            |
| F.16    |       | *Boise State (CBS Sports Network)          | 4 p.m.                 | PT            |
| F.20    |       | *Nevada (CBS Sports Network)               | 8 p.m.                 | PT            |
| F.23    |       | *at UNLV (ESPN2)                           | 7 p.m.                 | PT            |
| F.26    |       | *at Utah State (CBS Sports Network)        | 7:30 p.m.              | MT            |
| M.2     |       | *San José State (FOX Sports San Diego)     | 7 p.m.                 | PT            |
| M.6     |       | *Fresno State (CBS Sports Network)         | 7 p.m.                 | PT            |
| M.9     |       | *at Nevada (CBS Sports Network)            | 7:30 p.m.              | PT            |
| M.13-16 |       | +at MW Championship (TBD)                  |                        | TBD           |

# - Maui Jim Maui Invitational (Lahaina Civic Center; Lahaina, Hawaii); \* - Mountain West game; + - MW Championship (Thomas & Mack Center; Las Vegas, Nev.)

## GAME 3 :: MAUI JIM MAUI INVITATIONAL — QUARTERFINAL GAME 2

SAN DIEGO STATE AZTECS (2-0; 0-0 MW) VS. No. 1/3 DUKE BLUE DEVILS (3-0; 0-0 ACC)

Mon., Nov. 19 :: noon HT / 2 p.m. PT :: Lahaina Civic Center (2,400) :: Lahaina, Hawaii



### SAN DIEGO STATE

Head Coach: Brian Dutcher  
Career Record: 24-11 (2nd Season)  
Record at San Diego State: 24-11 (2nd Season)  
Record vs. Duke: 0-0



### DUKE

Head Coach: Mike Krzyzewski  
Career Record: 1,030-279 (39th Season)  
Record at Duke: 1,102-337 (44th Season)  
vs. SDSU: 2-0

## SCENE SETTER (through the games of Thurs., Nov. 15)

- Off to its first 2-0 start in four seasons, San Diego State ventures off the mainland for its fourth (1989, 2003, 2014 and 2018) appearance in the Maui Jim Maui Invitational.
- San Diego State and Duke will meet for the third time, with the Blue Devils owning victories on Dec. 29, 2001 in Durham (92-79) and March 22, 2015 in the NCAA tournament third round in Philadelphia (68-49).
- Now in his second year as San Diego State's head coach, Brian Dutcher owns a 3-2 record against teams ranked in the AP Top 25 at the time of the game.
- Since the start of the 2017-18 campaign (when Dutcher took over as head coach), SDSU is tied for the 11th-highest winning percentage nationally against AP Top 25 opponents (there are 84 teams that meet the minimum of five games).
- SDSU has performed well in eight-team in-season tournaments since 2008-09. The Aztecs have advanced to the championship game of eight-team events in each of their last eight appearances posting a 15-3 record during that span.
- Should Duke remain No. 1 in the AP Poll released Monday morning, it will mark the fourth time in school history the Aztecs have faced the nation's top ranked team.
- San Diego State is now 11-1 in its last 12 games dating back to last season. It is the best 12-game stretch since the 2015-16 squad posted 11 consecutive wins from Dec. 30, 2015 through Feb. 6, 2016 (streak snapped Feb. 10, 2016). That squad finished the campaign 28-10.
- Since Feb. 14, 2018, San Diego State's 11-1 record is tied for the third-highest winning percentage in the country, trailing only Michigan (16-1) and Gonzaga (12-1).

## LAST TIME OUT (through the games of Thurs., Nov. 15)

- SDSU recorded its 42nd 100-point game in program history, first since scoring 100 vs. Savannah State on Nov. 28, 2016, most since scoring 118 against St. Katherine College on Dec. 27, 2013 and tied for its 23rd most in a game in school history.
- The Aztecs won their 68th straight game when shooting at least 50 percent from the field (137-13 since 2000-01).
- SDSU won its 71st straight game when shooting at least 50 percent from the field and committing 13 or less turnovers (73-1 since 1997-98).
- The Aztecs opened their season with consecutive victories for the first time since the 2014-15 campaign.

## ENDING THE YEAR RIGHT

Below is a look at the best Division I records in the nation since Feb. 14, 2018 (through Nov. 16, 2018).

| Rk. | School  | W-L  | Pct. |
|-----|---|------|------|
| 1.  | Michigan                                      | 16-1 | .941 |
| 2.  | Gonzaga                                       | 12-1 | .923 |
| 3.  | San Diego State                               | 11-1 | .917 |
|     | Radford                                       | 11-1 | .917 |
| 5.  | Furman  | 10-1 | .909 |
| 6.  | three teams tied at                           | 9-1  | .900 |
|     | (New Mexico, South Dakota State and Virginia) |      |      |

## COMBINED FB & MBB

### WINNING PCT. / SINCE 2010

Below is a list of the highest combined football and men's basketball winning pct. since the start of the 2010 FB season (through Nov. 16, 2018).

| Rk. | School          | Pct. |
|-----|-----------------|------|
| 1.  | Ohio State      | .765 |
| 2.  | San Diego State | .732 |
| 3.  | Michigan State  | .725 |
| 4.  | Wisconsin       | .724 |
| 5.  | Louisville      | .723 |
| 6.  | Oregon          | .723 |
| 7.  | Arizona         | .722 |

## SDSU CAREER SCORING LIST

| Overall        | Duke, 2-0            |
|----------------|----------------------|
| Current Streak | Duke, 2              |
| In San Diego   | no meetings          |
| In Durham      | Duke, 1-0            |
| Neutral Sites  | Duke, 1-0            |
| Last Meeting   | Duke, 68-49, M.22.15 |

## SDSU IN MAUI

| Appearance   | 4th                       |
|--|---------------------------|
| Record   | 5-4                       |
| <b>1989 Maui Classic (1-2; 7th)</b>                |                           |
| N.24   | Villanova L 58-66         |
| N.25   | James Madison L 53-56     |
| N.26   | Chaminade W 63-49         |
| <b>2003 EA Sports Maui Invitational (2-1; 5th)</b> |                           |
| N.24   | Ohio State W 83-61        |
| N.25   | Dayton L 71-76            |
| N.26   | Chaminade W 75-67         |
| <b>2014 EA Sports Maui Invitational (2-1; 2nd)</b> |                           |
| N.24   | Brigham Young W-2ot 92-87 |
| N.25   | Pittsburgh W 74-57        |
| N.26   | No. 3/4 Arizona L 59-61   |

Below is a list of San Diego State's all-time leaders in scoring. In school history, 33 players have reached the 1,000-point plateau.

| Rk. | School                      | Pct.  |
|-----|-----------------------------|-------|
| 16. | Marcus Slaughter, 04-05-06  | 1,211 |
| 17. | Lorenzo Wade, 07-08-09      | 1,200 |
| 18. | Will Connelly, 75-76-77     | 1,188 |
|     | Von Jacobsen, 69-70-71      | 1,188 |
| 20. | Jamaal Franklin, 11-12-13   | 1,181 |
| 21. | D.J. Gay, 08-09-10-11       | 1,178 |
| 22. | Jeremy Hemsley, 16-17-18-19 | 1,111 |
|     | Malik Pope, 15-16-17-18     | 1,111 |

# San Diego State Aztecs

**2018-19 Record: 2-0 (H: 2-0; A: 0-0; N: 0-0); 0-0 MW**  
**12 Postseason Berths in Last 13 Years, 11-Time MW Champions**

- The Aztecs have won at least 19 games in 13 straight seasons, which is tied for the 7th-longest active streak in the nation.
- San Diego State has advanced to postseason play in 12 of the last 13 seasons (2006 NCAA, 2007-09 NIT, 2010-15 NCAA, 2016 NIT, 2018 NCAA).

**Trends:**

- SDSU is 12th nationally in winning percentage since the beginning of 2010-11, trailing Gonzaga, Kansas, Wichita State, Duke, Arizona, Kentucky, SMC, Villanova, UNC, SFA and Louisville.
- San Diego State has won 67 straight games when shooting 50 percent or better from the field.

|  | PPG                                 | RPG                   | APG                   | FG                    | 3FG                   | FT                     |  |
|--|-------------------------------------|-----------------------|-----------------------|-----------------------|-----------------------|------------------------|--|
| <b>0 Devin Watson</b><br><i>Guard, 6-1, 183, Sr.-1L</i><br><i>Oceanside, Calif. (San Francisco)</i>                                      | '18-19 17.0<br>Career 13.6          | 3.0<br>2.3            | 5.5<br>3.7            | 50.0<br>40.9          | 7/14<br>35.1          | 3/4<br>73.8            | Career numbers: 1,307 points, 218 rebounds, 359 assists... 67 career double-figure scoring games, including 19 of last 25... Last 18 gms: 33-70 3FG (.471)... 24 career 20+pt. games... 3FGM in 5 strt, gms... 2.07 a/to last season... SDSU is 18-4 when he shoots 40 percent or better from the field and 15-2 when he shoots 40 percent or better and has two TO or less... Played team-high 70 mins. this season.  |
| <b>2 Adam Seiko</b> / SAY-ko /<br><i>Guard, 6-3, 195, Fr.-RS</i><br><i>Boston, Mass. (Sierra Canyon HS (Calif.))</i>                     | '18-19 1.0<br>Career same as season | 0.5<br>same as season | 0.5<br>same as season | 1/4<br>same as season | 0/1<br>same as season | 0/0<br>same as season  | Played in both games (first of his career), 21 total mins... Coming off of a redshirt season... Three-star signee by Rivals... Averaged 10.4 points, 3.2 rebounds, 2.0 assists, 1.6 steals as a senior at Sierra Canyon High... Sierra Canyon went 27-3, and was ranked No. 5 in California and No. 15 nationally his senior year... Known for defending opposing team's best perimeter player in high school... Strong guard who can shoot the three-point shot.                  |
| <b>3 Aguek Arop</b> / uh-GWUK uh-ROPE /<br><i>Forward, 6-6, 220, Fr.-HS</i><br><i>Omaha, Neb. (Omaha South HS)</i>                       | '18-19 1.0<br>Career same as season | 3.0<br>same as season | 0.0<br>same as season | 1/1<br>same as season | 0/0<br>same as season | 0/0<br>same as season  | Logged 23 mins. in first two gms... A 6-6 forward with a near 7-foot wingspan that is expected to see significant time this season... Tremendous defender and a gifted athlete that can play above the rim... Good mid-range game and is deadly from 15-feet and in... Has been hindered a bit during camp due to a hip injury... Very intelligent on the floor who has helped the other freshman adjust.  |
| <b>4 Michael Sohikish</b> / so-HE-kish /<br><i>Guard, 5-9, 160, Sr.-SQ</i><br><i>San Diego, Calif. (University City HS)</i>              | '18-19 0.0<br>Career 0.6            | 0.0<br>0.2            | 0.0<br>0.2            | 0/2<br>3/11           | 0/1<br>0/5            | 0/0<br>2/4             | Walk-on who has seen action in 12 career games, including the season opener against UAPB... Fifth-year in the program... A civil engineer major who served as a student-manager before earning playing time... Career totals: 8 points, 2 rebounds, 2 assist, 29 minutes and just 2 turnover... Saw action in his first Mountain West game vs. Utah State (12-30-17).  |
| <b>5 Jalen McDaniels</b><br><i>Forward, 6-10, 195, So.-1L</i><br><i>Federal Way, Wash. (Federal Way HS)</i>                              | '18-19 14.5<br>Career 10.7          | 9.0<br>7.6            | 3.0<br>1.0            | 43.5<br>57.1          | 2/4<br>6/23           | 7/10<br>78.0           | Had one of the best statistical seasons in the country for a freshman last season... One of 4 Fr. in the country last season to post 10.5 pts., 7.5 rebs. and shoot 58+ pct. from the field... Against UAPB, became 4th SDSU player in last 23 seasons to post 15+ pts., 9+ rebs., 5+ asts. and 3+ stls in a game (Franklin, Leonard, Tapley)... 40 min per game avgs. this season: 23.2 ppg, 14.4 rpg, 4.8 apg, 4.8 spg.  |
| <b>11 Matt Mitchell</b><br><i>Forward, 6-6, 240, So.-1L</i><br><i>Riverside, Calif. (Roosevelt HS)</i>                                   | '18-19 15.5<br>Career 10.8          | 5.0<br>4.0            | 3.5<br>1.8            | 43.5<br>44.8          | 3/10<br>35.4          | 72.7<br>76.0           | 35 career starts (34 straight)... 21 gms. w/at least 10+ pts... 38 3FG in last 26 gms... 15 of last 17 gms. w/a 3FG when attempting 3FG... SDSU is 14-4 when he has multiple assists... Averages 10.2 ppg, 3.6 rpg, 1.4 apg vs. AP Top 25 teams... Averaged the third most minutes on the team as a freshman last season... Will likely see more time on the low post this season.   |
| <b>20 Jordan Schakel</b> / SHACK-ull /<br><i>Guard, 6-6, 200, So.-1L</i><br><i>Torrance, Calif. (Bishop Montgomery HS)</i>               | '18-19 11.5<br>Career 3.7           | 6.0<br>2.3            | 1.0<br>0.6            | 4/10<br>33.6          | 4/7<br>36.5           | 11/11<br>80.0          | Coming off CH 16 pts., 3-3 3FGs & 7 reb. game... 2nd Aztec in last 22 seasons to produce 3 3FGM, 7 rebs. and 100 pct. FT (Lamaal Franklin)... 1 TO or less in 28 straight games (5 TO, 382 mins)... His effort in workouts has reached legendary status... Always been a great catch and shoot player, has added the ability to score off the dribble... Great rebounder for his size... Averaging 13.8 mins. and played in all 33 games as a Fr... 9 TOs last season (455 mins.). |
| <b>23 Ed Chang</b><br><i>Forward, 6-8, 215, Fr.-HS</i><br><i>Papillion, Neb. (Garfield HS (Wash.))</i>                                   | '18-19 3.0<br>Career same as season | 1.0<br>same as season | 0.0<br>same as season | 1/1<br>same as season | 1/1<br>same as season | 0/0<br>same as season  | Saw 3 mins. of action vs. Tx. Southern after DNP in the season opener against UAPB... Tremendous shooter (once made nine 3FG in one half of a HS game)... Did not play in high school last season... Attended Papillion-La Vista High in Papillion, Neb. for three years as a prep before finishing at Garfield High in Seattle... Was a two-time all-state selection in Nebraska... Tabbed a four-star recruit by ESPN.   |
| <b>24 Nolan Narain</b><br><i>Forward, 6-10, 230, Jr.-2L</i><br><i>Hamilton, Ontario, Canada (La Lumiere School (Ind.))</i>               | '18-19 6.0<br>Career 3.9            | 4.0<br>1.9            | 1.0<br>0.3            | 5/6<br>62.5           | 0/0<br>5/15           | 2/4<br>63.0            | Played in 34 career games, including both this season... Starting fourth year in the program (redshirt in 2015-16 campaign)... Scored the best basketball of his career near the end of last season... Played a career-high 18 points in 18 minutes of action against Wyoming (2-14-18)... In a five-game stretch late last season, he had 43 points and 14 rebounds... An ankle injury has limited his practice time in the lead up to the season.                                |
| <b>31 Nathan Mensah</b> / MEN-sah /<br><i>Forward, 6-10, 225, Fr.-HS</i><br><i>Labadi, Accra, Ghana (Findlay Prep (Nev.))</i>            | '18-19 6.5<br>Career same as season | 4.0<br>same as season | 1.0<br>same as season | 3/6<br>same as season | 0/0<br>same as season | 7/10<br>same as season | Played 33 minutes in first two gms... 11 pts. & 8 rebs in 20 mins. vs. TSU... Extremely strong freshman player expected to see significant playing time this season... An injury on the middle finger of his left (shooting) hand forced him to miss about four weeks... He was cleared on Oct. 31 and is now practicing with the team again... He is playing with a hard brace on that finger... Nathan and Joel Mensah are not related   |
| <b>35 Joel Mensah</b> / MEN-sah /<br><i>Forward, 6-10, 215, Fr.-HS</i><br><i>Korle Gonno, Accra, Ghana (JSerra Catholic HS (Calif.))</i> | '18-19 3.0<br>Career same as season | 1.0<br>same as season | 0.0<br>same as season | 2/5<br>same as season | 0/0<br>same as season | 2/2<br>same as season  | Played 10 minutes in the first two contests... A hard working center expected to see the floor this season... Is a good shooter with range out to 15 feet... Has a very good motor... Attended JSerra Catholic High in Capistrano, Calif... Averaged 15.9 points, 8.8 rebounds, 1.2 steals and 1.4 blocked shots in his senior season... Nathan and Joel Mensah are not related.   |
| <b>42 Jeremy Hemsley</b><br><i>Guard, 6-3, 195, Sr.-3L</i><br><i>Rancho Cucamonga, Calif. (Damien HS)</i>                                | '18-19 12.0<br>Career 10.8          | 1.5<br>2.2            | 2.5<br>2.0            | 56.3<br>42.7          | 3/7<br>34.5           | 3/6<br>67.8            | T-22nd in school history w/ 1,111 career points (10.8 ppg)... 122 career treys (T-11th in SDSU history)... Started 65 of 103 games in his career... Led team in scoring 27x and in assists 32x... SDSU is 16-3 when he has at least four assists and 26-13 when he has one TO or less... Has 9 career 20-pt. games... Double figures in scoring 59x... Career numbers: 1,111 points, 206 assists, 225 rebounds, 72 stls., 122 3FGs.  |

red indicates probable starter, black indicates reserve, outline indicates player is injured; gold indicates player is not expected to play.

## SCHEDULE / RESULTS

| Date    | Opponent (Television/Stream)               | Time/Result                | Note  |
|---------|--|----------------------------|---|
| N.1     | Chaminade - Exhibition                     | W, 68-63                   | ► Four Aztec starters score in double figures as SDSU overcomes 11-point deficit; FG pct.: SDSU 51.1 pct., Chaminade 37.7 pct.            |
| N.6     | Arkansas-Pine Bluff                        | W, 76-60                   | ► Watson CH 6 3FGs (20 pts.); McDaniels 4th Aztec in last 23 seasons w/ 15+ pts., 9+ rebs., 5+ asts., 3+ stls.; 4 starters 10+ pts.       |
| N.14    | Texas Southern                             | W, 103-64                  | ► Six Aztecs score 10+ including all five starters; SDSU never trailed; Mitchell: 21 pts., 5 rebs.; Schakel: 16 pts., 3-3 3FGs, 7 rebs    |
| N.19    | <b>#vs. No. 1/3 Duke (ESPN2)</b>           | <b>Noon HT</b>             | <b>► First meeting since 2015 NCAA tournament; San Diego State trails all-time series, 0-2</b>  |
| N.20    | <b>#vs. Auburn/Xavier (ESPN2/ESPN)</b>     | <b>9:30 a.m./3 p.m. HT</b> | <b>► The Aztecs are 4-2 at the Maui Invitational in their last two appearances (5-4 overall)</b>  |
| N.21    | <b>#vs. TBD (ESPN Networks)</b>            | <b>TBD</b>                 | <b>► SDSU has played in the title game of an in-season event eight straight times, including the 2014 Maui Invite</b>                     |
| N.27    | Jackson State (FOX Sports San Diego)       | 7:30 p.m. PT               | ► First meeting between the Aztecs and the Southwestern Athletic Conference school  |
| D.1     | at Illinois State (ESPN3/ESPN+)            | 2 p.m. CT                  | ► Second time in four seasons the teams have met in the Challenge; All-time series is tied, 2-2   |
| D.5     | San Diego (STADIUM/Facebook)               | 7 p.m. PT                  | ► SDSU has won eight straight in the series at Viejas; SDSU leads the all-time series, 31-18; Won at USD in '17-18                        |
| D.8     | at California (Pac-12 Networks)            | 7:30 p.m. PT               | ► Aztecs fell last year, 63-62, at home; SDSU leads series, 7-5 (4-1 in last five); First Berkeley trip since 2010                        |
| D.12    | Cal State Dominguez Hills                  | 7 p.m. PT                  | ► San Diego State has never faced Cal State Dominguez Hills in 97 seasons of basketball   |
| D.22    | Brigham Young (CBS Sports Network)         | 4 p.m. PT                  | ► First meeting since 2014; SDSU has won last two games in series; First meeting in Viejas since Feb. 26, 2011                            |
| D.29    | Brown (FOX Sports San Diego)               | 5 p.m. PT                  | ► Second series meeting and first since Dec. 28, 1979, which was won by the Bears in San Diego, 71-64                                     |
| J.1     | CSUN                                       | Noon PT                    | ► First meeting since 2014; SDSU has won four straight in the series, all of which have been in San Diego                                 |
| J.5     | *at Boise State (CBS Sports Network)       | 8 p.m. MT                  | ► San Diego State will be in search of its first win at Boise State since 2016; SDSU fell last year at BSU, 83-80                         |
| J.8     | *Wyoming (CBS Sports Network)              | 7 p.m. PT                  | ► Only meeting of the season; SDSU has won 10 straight vs. the Cowboys at home and is 26-11 all-time                                      |
| J.12    | *at Air Force (ESPN3)                      | 2 p.m. MT                  | ► SDSU won at Air Force last season, 67-56, to improve to 20-16 all-time at the USAF Academy  |
| J.15    | *New Mexico (CBS Sports Network)           | 8 p.m. PT                  | ► SDSU will face UNM at home for the first time since 2016-17; SDSU is 4-1 in its last five vs. UNM at home                               |
| J.22    | *at Fresno State (ESPNU)                   | 8 p.m. PT                  | ► The Aztecs are 5-3 in their last eight games at Fresno St.; SDSU will look to avenge last year's 79-61 road loss                        |
| J.26    | *UNLV (CBS Sports Network)                 | 5 p.m. PT                  | ► SDSU is 12-1 in its last 13 games vs. UNLV and has won five straight at home, including last year's 38-point win                        |
| J.30    | *Air Force (STADIUM/Facebook)              | 7 p.m. PT                  | ► San Diego State has won 13 straight home games vs. Air Force, including last season's 81-50 decision                                    |
| F.2     | *at San José State (Mountain West Network) | 6 p.m. PT                  | ► The Aztecs are 4-1 vs. the Spartans on the road since SJSU joined the Mountain West in 2013-14  |
| F.5     | *at New Mexico (ESPN2)                     | 9 p.m. MT                  | ► SDSU has split the last four meetings at New Mexico, but will be looking to avenge 2017-18's four-point loss                            |
| F.9     | *Utah State (ESPN3)                        | 7 p.m. PT                  | ► SDSU is 5-0 vs. USU at home since the Aggies joined the league in '13-14; SDSU is 10-0 vs. USU in the MW era                            |
| F.12    | *at Colorado State (ESPN2)                 | 9 p.m. MT                  | ► The Aztecs defeated the Rams in Moby Arena last season, 77-68; SDSU is 9-4 in its last 13 games at CSU                                  |
| F.16    | *Boise State (CBS Sports Network)          | 4 p.m. PT                  | ► The Aztecs are 5-2 all-time at home vs. Boise State, including last season's 72-64 decision in February                                 |
| F.20    | *Nevada (CBS Sports Network)               | 8 p.m. PT                  | ► SDSU is 5-0 vs. Nevada at home in the MW era, including last year's five-point win, and is 7-1 all-time                                 |
| F.23    | *at UNLV (ESPNU)                           | 7 p.m. PT                  | ► San Diego State is 7-1 in its last eight games vs. UNLV inside Thomas & Mack Center   |
| F.26    | *at Utah State (CBS Sports Network)        | 7:30 p.m. MT               | ► SDSU is making its first trip to Utah State since a 66-62 win in 2016-17; SDSU is 3-0 at USU in the MW era                              |
| M.2     | *San José State (FOX Sports San Diego)     | 7 p.m. PT                  | ► The Aztecs are 26-8 all-time vs. SJSU at home and 8-1 in their last nine, including five in a row                                       |
| M.6     | *Fresno State (CBS Sports Network)         | 7 p.m. PT                  | ► SDSU has lost two straight at home to FS, but is 6-2 in last eight; SDSU has won 13 straight Senior Night games                         |
| M.9     | *at Nevada (CBS Sports Network)            | 7:30 p.m. PT               | ► Second straight season the teams have met in the final game of the regular season; SDSU won last year, 79-74                            |
| M.13-16 | +at Mountain West Championship (TBD)       | TBD                        | ► San Diego State will look to defend their 2018 MW tournament title; SDSU has advanced to the title game in eight of the last 10 seasons |

# - Maui Jim Maui Invitational (Lahaina Civic Center; Lahaina, Hawaii), \* - Mountain West game, + - MW Championship (Thomas & Mack Center; Las Vegas, Nev.)

- San Diego State improved to 3-0 all-time against Texas Southern.
- Two of the three wins in the series have come a Viejas Arena (tonight and on Dec 3, 2012) with the other win coming at the Longhorn Classic in Austin, Texas on Dec. 6, 1991.
- SDSU improved to 2-0 this season and 8-0 all-time against current members of the SWAC.
- San Diego State won for the 134th time in its last 151 home games (134-17) and for the 65th time in its last 72 home games (65-7) against non-conference competition.
- San Diego State led wire-to-wire, scoring the first eight points of the game, leading by 10 at 15:55 just 5:55 into the game (14:05 left in first half), by 20 at 37:17 just 13:56 into the game (6:04 left in first half), by 30 at 75:45 with 10:17 left in the game, by 40 at 98:58 with 3:19 left in the game and by 39 for the game.
- The 39-point scoring margin was SDSU's largest since beating San Diego Christian by 39 in the 2017-18 opener on Nov. 10, 2017 and matches its largest margin since beating St. Katherine by 83 points (118-35) on Dec. 27, 2013.
- SDSU scored 49 points in the first half and now has at least 48 points in the first half in two of its last five games, four of its last 12 games and six times since the beginning of the 2017-18 campaign (35 games).
- SDSU shot 56.7 percent from the field in the first half (17-for-30) and held Texas Southern to just 26.3 percent shooting (10-for-38).
- The Aztecs won their 13th straight game when leading at the half and improved to 85-12 in their last 97 games when leading at the half, and a remarkable 89-5 in their last 94 home games when leading at the half.
- SDSU held Texas Southern to its fewest points in a game this season (TSU was playing in its fourth game).
- SDSU improved to 49-13 in its last 62 games when outrebounding its opponent.
- The Aztecs are now 62-9 in their last 71 games when committing fewer turnovers than their opponent.
- SDSU won its 27th straight game when scoring 100 points.
- **Matt Mitchell** – 21 points, 5 rebounds, 3 assists 1 steal... Scored at least 20 points for the third time of his career (first time this season)... His 21 points tied for the second most of his career... Scored in double-figures just 11:36 into the game... Reached double-figures for the second straight game and for the 22nd time of his career... Led the team in scoring for the first time this season and seventh time of his career.
- **Jordan Schakel** – 16 points, 7 rebounds, 1 blocked shot, 1 steal... Scored in double figures for the first time of the season and for the second time of his career (SDSU has won both games)... Became just the second Aztec to record at least three 3-pointers, 7 rebounds and a perfect outing from the free-throw line (7-for-7) since the 1996-97 season (also Jamaal Franklin on March 16, 2012 vs. North Carolina State in the NCAA Tournament)... Made a career-high seven free-throw attempts.

## MEDIA RELATIONS

### MEDIA RELATIONS OFFICE

Fowler Athletics Center  
5302 55th Street, Suite 3014  
San Diego, CA 92182  
 ■ Office: 619.594.5547  
 ■ Fax: 619.582.6541

### MIKE MAY

#### Senior Associate A.D. of Communications and Media Relations

■ Coaching staff and student-athlete interviews  
 ■ E-Mail: mmay@sdsu.edu  
 ■ Office: (619) 594-5547  
 ■ Cell: (619) 957-8372

### LAUREN WEAVER

#### Media Relations Coordinator

■ Credentials  
 ■ E-Mail: lweaver@sdsu.edu  
 ■ Office: (619) 594-5547

### STAY CONNECTED

■ Athletics Website: goaztecs.com  
 ■ Twitter: @GoAztecs / @Aztec\_MBB  
 ■ Facebook: facebook.com/goaztecs  
 ■ Instagram: @goaztecs / @aztec\_mbb  
 ■ YouTube: youtube.com/goaztecscom

## AMONG THE BEST

### BEST FOOTBALL AND MEN'S BASKETBALL WINNING PERCENTAGE SINCE THE BEGINNING OF THE 2010-11 ACADEMIC YEAR (through Nov. 15)

| Rk. | Team              | W   | L   | Pct. |
|-----|-------------------|-----|-----|------|
| 1.  | Ohio State        | 309 | 95  | 76.5 |
| 2.  | ► San Diego State | 292 | 107 | 73.2 |
| 3.  | Michigan State    | 296 | 112 | 72.5 |
| 4.  | Wisconsin         | 296 | 113 | 72.4 |
| 5.  | Louisville        | 293 | 112 | 72.3 |
| 6.  | Oregon            | 298 | 114 | 72.3 |
| 7.  | Arizona           | 293 | 113 | 72.2 |
| 8.  | Duke              | 292 | 114 | 71.9 |
| 9.  | Cincinnati        | 274 | 118 | 69.9 |
| 10. | North Carolina    | 290 | 125 | 69.9 |

### BEST MEN'S BASKETBALL WINNING PERCENTAGE SINCE THE BEGINNING OF THE 2010-11 SEASON (through Nov. 15)

| Rk. | Team              | W   | L  | Pct. |
|-----|-------------------|-----|----|------|
| 1.  | Gonzaga           | 247 | 45 | 84.6 |
| 2.  | Kansas            | 248 | 53 | 82.4 |
| 3.  | Wichita State     | 235 | 53 | 81.6 |
| 4.  | Duke              | 235 | 59 | 79.9 |
| 5.  | Arizona           | 234 | 59 | 79.9 |
| 6.  | Kentucky          | 242 | 62 | 79.6 |
| 7.  | Saint Mary's      | 215 | 61 | 77.9 |
| 8.  | Villanova         | 221 | 67 | 76.7 |
| 9.  | North Carolina    | 232 | 72 | 76.3 |
| 10. | Louisville        | 221 | 71 | 75.7 |
| 11. | Stephen F. Austin | 202 | 65 | 75.7 |
| 12. | ► San Diego State | 212 | 71 | 74.9 |
| 13. | Virginia          | 207 | 70 | 74.7 |
| 14. | Belmont           | 201 | 69 | 74.4 |
| 15. | Cincinnati        | 209 | 73 | 74.1 |

## SERIES VS. DUKE

### DUKE LEADS, 2-0

Home: 0-0, Away: 0-1, Neutral: 0-1

| Date    | Location                            | Score   |
|---------|-------------------------------------|---------|
| D.29.01 | A - Durham (1/1) (d)                | L 79-92 |
| M.22.15 | N - Charlotte, N.C. (4/5) (NCAA-3R) | L 49-68 |
| N.19.18 | N - Lahaina, Hawaii (MI-OR)         |         |

(#/#) - Opponent National Ranking., d - Day Game. NCAA xR - NCAA tournament round. MI - Maui Jim Maui Invitational.

## SERIES HISTORY VS. ACC

### VS. CURRENT MEMBERSHIP

| School               | W-L        | Most Recent |
|----------------------|------------|-------------|
| Boston College       | 0-0        |             |
| Clemson              | 0-0        |             |
| Duke                 | 0-2        | M.22.15     |
| Florida State        | 1-0        | D.29.82     |
| Georgia Tech         | 1-0        | M.23.16     |
| Louisville           | 0-0        |             |
| Miami                | 1-1        | F.6.88      |
| North Carolina       | 0-2        | N.24.90     |
| North Carolina State | 0-1        | M.16.12     |
| Notre Dame           | 0-0        |             |
| Pittsburgh           | 1-0        | N.25.14     |
| Syracuse             | 0-2        | N.11.12     |
| Virginia             | 0-1        | D.30.83     |
| Virginia Tech        | 0-0        |             |
| Wake Forest          | 0-0        |             |
| <b>TOTALS</b>        | <b>4-9</b> |             |

- **Jalen McDaniels** – 14 points, 9 rebounds, 1 assist, 3 steals... Scored in double-figures for the second time this season and 20th time of his career... Reached double-figures in scoring for the third straight game... Had nine points (4 of 5 shooting) and seven rebounds in just 10 minutes in the first half before picking up this third foul... Led the team in rebounding for the second time this year and 20th time of his career (SDSU is 18-2 in those games).
- **Devin Watson** – 14 points, 8 assists, 2 rebounds... Reached double-figures in scoring for the second straight game, 25th time while at San Diego State and 67th time of his career... Was one assist shy of tying a career high... Led the team in assists for the first time this season and for the 13th time as an Aztec... Has multiple assists in 38 of his last 44 games.
- **Nathan Mensah** – 11 points, 5 rebounds, 2 blocked shots, 2 assists, 1 steal... Reached double-figures in scoring for the first time of his career... After scoring two points (0-for-2 FG, 2-for-4 FT) in 13 minutes in the opener against Arkansas-Pine Bluff, recorded nine points (3-for-3 FG, 3-for-4 FT) in nine minutes in the first half alone tonight.
- **Jeremy Hemsley** – 10 points, 2 rebounds, 2 assists, 1 steal... Reached double-figures in scoring for the second straight game and 59th time of his career (SDSU is 41-18 in those games).

## SAN DIEGO STATE SNAPSHOT

- In its first two games, San Diego State has started two seniors and three sophomores.
- The Aztecs have a wealth of experience in the backcourt with a pair of seniors. **Devin Watson**, who is in his third year with the program after playing two seasons at the Univ. of San Francisco, leads the team this season in minutes played (35.0), scoring (17.0), assists (5.5) and has connected on 7-of-14 attempts from beyond the arc (50.0 percent). **Jeremy Hemsley**, has played extensively for San Diego State the last four seasons logging 103 games and 65 starts. He is averaging 28.5 minutes (second on the team) and 12.0 points, and is 9-of-16 from the field (56.3 percent).
- The other three starters come from the Aztecs' sensational sophomore class of **Jalen McDaniels**, **Matt Mitchell** and **Jordan Schakel**. Through two games the group accounted for 83 points (41.5 ppg) and 154 minutes (77.0 mpg). The three players also have chipped in 40 rebounds, 15 assists and 10 steals to date.
- San Diego State currently has five players in double figures - all of whom start. In addition to the two seniors, sophomore forward **Mitchell** (15.5), sophomore forward **McDaniels** (14.5) and sophomore guard **Schakel** (11.5).
- To date, the Aztecs defense has been very impressive. SDSU's two opponents shot a combined 34.4 percent from the field, 24.1 percent from three-point distance and are averaging 16.0 turnovers and just 62.0 points.

## SEASON SCENE SETTER

- Dutcher welcomes back three returning starters in redshirt sophomore forward **Jalen McDaniels** (2018 all-MW third team by media, honorable mention by coaches) sophomore forward **Matt Mitchell** and senior guard **Devin Watson**. The trio played in all 33 games a year ago with Watson starting every game, Mitchell receiving the opening nod 32 times (starting the final 31 outings) and McDaniels starting 21 of the final 22 contests (did not start on Senior Night).
- The aforementioned threesome ranked No. 2, 3 and 4 in scoring in 2017-18 with Watson leading the way at 12.2 points and falling seven points shy of tying outgoing senior Malik Pope for the team lead in the category. Mitchell and McDaniels, meanwhile, each finished with 10.5 scoring averages.
- SDSU returns from last year its leader in rebounding average (McDaniels - 7.5), assists (Watson - 124), steals (Mitchell - 36), field-goal percentage (McDaniels - .586), free-throw percentage (McDaniels - .788), three-point field-goal percentage (Watson - .389), three-pointers (Mitchell and Watson - 49) and minutes (Watson - 1,031).
- Senior guard **Jeremy Hemsley** and junior forward **Nolan Narain** are back for their respective seasons after receiving the starting nod at different times throughout the 2017-18 campaign. Hemsley (7.3 ppg, 1.22 a/to) played in 32 of 33 games last year, starting seven times, and enters '18-19 with 63 starting assignments in 101 career games, which is the most on the active roster. Narain, meanwhile, started once in 23 games and averaged career highs in every category (4.7 ppg, 2.0 rpg, .688 FG).
- Sophomore guard **Jordan Schakel** returns as one of the team's top three-point threats. Hailing from Torrance, Schakel ranked fourth on the team last year in three-point makes (27) and percentage (.346; min. 40 3FGA), while playing in all 33 games (13.8 mpg). Schakel averaged 3.2 points and 2.1 rebounds, and took great care of the ball, committing just nine turnovers in 455 minutes. In fact, he only had one multi-turnover game all season and finished the year with 26 straight one-turnover-or-less outings.

## THE PROGRAM (through the games of Thurs., Nov. 15)

- Head coach **Brian Dutcher** is in his second season at the helm after guiding San Diego State to a 22-11 record in his first season. He was the only first-year coach to lead his team to the NCAA tournament in 2018. In 96 previous seasons of Aztec basketball, no head coach had won more games and/or won a conference title in his first year until Dutcher accomplished the feat.
- San Diego State had advanced to the NCAA tournament seven times in the last nine seasons, making Sweet 16 appearances in both 2011 and 2014. Only 26 schools nationally have played in seven of the last nine NCAA tourneys.
- The Aztecs' NCAA appearance in 2018 was their first since 2015, and their 12th postseason berth in the last 13 years (8 NCAA, 4 NIT).
- SDSU claimed its Mountain West-leading 11th conference title last year and broke a tie with New Mexico by claiming its fifth MW tournament crown. The Aztecs, who played in their fourth Mountain West championship game in the last five seasons, won the tourney for the first time since 2011.
- San Diego State has been one of the elite programs in the nation since the start of the 2010-11 season, posting a cumulative record of 212-71. SDSU's .749 winning percentage is the 12th-best nationally over the last eight years. *See left column for complete list*
- SDSU enters the new year having won at least 20 games and advanced to the postseason in 12 of the last 13 years (8 NCAA, 4 NIT). In the last 13 seasons, the Aztecs have averaged 25.2 victories.
- The Aztecs have won the Mountain West regular-season crown (outright or shared) five times in the last eight years.
- San Diego State has won at least 19 games in 13 consecutive seasons.

## THE DUKE SERIES

- Monday marks the third meeting between the teams with the Blue Devils claiming victories in the first two meetings.
- The inaugural encounter occurred back on Dec. 29, 2001, in Durham, N.C. The Blue Devils won, 92-79, in what was SDSU's first game broadcast by network television. The Aztecs' 2,017th game was aired on ABC with Brad Nessler and Dick Vitale on the call. Randy

**Rk.School (1st-Place Votes)**

|     |                           |
|-----|---------------------------|
| 1.  | Nevada – 207 (18)         |
| 2.  | San Diego State – 188 (1) |
| 3.  | New Mexico – 153          |
| 4.  | Boise State – 139         |
| 5.  | Fresno State – 138        |
| 6.  | UNLV – 122                |
| 7.  | Wyoming – 88              |
| 8.  | Colorado State – 80       |
| 9.  | Utah State – 78           |
| 10. | Air Force – 42            |
| 11. | San José State – 19       |

Holcomb paced SDSU with 22 points, 15 rebounds and three assists. Duke finished that season with a trip to the Final Four and a 13-0 record at home. Their narrowest margins of victory at home that season were by 13 points to No. 7 Virginia and San Diego State.

- The non-conference game took place during the 2001-02 season, which was Steve Fisher's and Brian Dutcher's third at San Diego State. When the clock his triple zeroes, the Fisher/Dutcher SDSU era record was 26-41 (.388). Since that day, the Aztecs have gone 384-179 (.682) and advanced to 14 postseason tournament, including nine NCAA tournaments.
- The second meeting occurred in the third round of the NCAA tournament (round of 32) on March 22, 2015, with Duke claiming a 68-49 win in Charlotte, N.C.. The game is referred to as the "food poisoning" game as the team was fighting the flu and food poisoning from the night before. Winston Shepard led the Aztecs with 13 points and four rebounds. Duke claimed the national championship that season. Although the outcome was never really in question, SDSU did cut the deficit to 44-37 on a three-pointer from Malik Pope with 12:42 left then got the ball back with a chance to inch closer. Trey Kell missed a jumper, Duke hit a trey to extend the lead.
- Although this is the first time Dutcher has faced Duke as a head coach, he owns a 4-8 record vs. Duke as an assistant coach, with nine of the meetings coming while he was at Michigan. Dutcher won his first meeting, beating sixth-ranked Duke in overtime in Ann Arbor before dropping six straight. Dutcher, however, ended with three straight victories over the Devils while in Ann Arbor, two at home and another at Cameron Indoor Stadium.

**SDSU VS. THE ACC**

- The Aztecs are 4-9 all-time vs. the current alignment of the ACC.
- San Diego State is 2-1 in nits last three games against members of the ACC. The Aztecs defeated Pittsburgh, 74-57 in the winner's bracket semifinal game of the 2014 EA Sports Maui Invitational (Nov. 25). As previously notes, Duke ended San Diego State's season in the third round of the 2015 NCAA tourney, 68-49. The following season, San Diego State advanced to the Madison Square Garden and the NIT national semifinals with a 72-56 win over Georgia Tech at Viejas Arena.
- This marks the first time Brian Dutcher has faced a member of the ACC as a head coach.

**LOOKING FORWARD TO EXEMPT EVENTS**

- Since the start of the 2008-09 season, San Diego State has had tremendous record in eight-team exempt tournament events, posting a 15-3 record in these situations.
- San Diego State has reached the championship game in six straight such events - winning the 2008 Great Alaska Shootout, the 2013 Wooden Legacy and the 2016 Diamond Head Classic. SDSU fell short in the 2012 Diamond Head Classic, the 2014 Maui Invitational and 2017 Wooden Legacy, losing in the title game all three times.

**Recent 8-Team Bracketed Exempt Events**

| Year | Event  | Record | Result    |
|------|--|--------|-----------|
| 2017 | Wooden Legacy (Anaheim, Calif.)<br>def. Sacramento State (89-52), def. Georgia (75-68), lost Washington State (86-93)  | 2-1    | Runner-Up |
| 2016 | Hawaiian Airlines Diamond Head Classic (Honolulu, Hawaii)<br>def. Southern Mississippi (64-51), def. Tulsa (82-63), def. San Francisco (62-48)                 | 3-0    | Champion  |
| 2014 | EA Sports Maui Invitational (Lahaina, Hawaii)<br>def. Brigham Young (92-87, 2ot); def. Pittsburgh (74-57), lost No. 3/4 Arizona (59-61)                        | 2-1    | Runner-Up |
| 2013 | DirectTV Wooden Legacy (Fullerton & Anaheim, Calif.)<br>def. College of Charleston (72-52), def. No. 20/18 Creighton (86-80), def. No. 25/-- Marquette (67-59) | 3-0    | Champion  |
| 2012 | Hawaiian Airlines Diamond Head Classic<br>def. San Francisco (80-58), def. Indiana State (62-55), lost No. 3/3 Arizona (67-68)                                 | 2-1    | Runner-Up |
| 2008 | Great Alaska Shootout<br>def. Western Carolina (59-58), def. Seattle (75-56), def. Hampton (76-47)   | 3-0    | Champion  |

**JALEN IS BACK FOR MORE**

- After a phenomenal freshman debut, Jalen McDaniels is back for his sophomore campaign with the Aztecs. McDaniels, who spent the offseason auditioning for NBA teams, withdrew from the draft just prior to the deadline.
- McDaniels, who focused on being a becoming a better long-range shooter while working with NBA teams this past summer, is looking to better on a remarkable debut campaign.
- Jalen posted a special game in the 2018-19 season-opening victory against Arkansas-Pine Bluff. The sophomore became the first SDSU player in nearly seven years and just the fourth Aztec player, regardless of class, in the last 22 seasons to produce a game with at least 15 points, nine rebounds, five assists and three steals. He joined:

| Player          | Opponent / Date                   | Pts. | Rebs. | Asst. | Stls. | MP | NBA Perf. |
|-----------------|-----------------------------------|------|-------|-------|-------|----|-----------|
| Kawhi Leonard   | vs. Wichita State / Dec. 4, 2010  | 16   | 12    | 5     | 4     | 34 | +27       |
| Chase Tapley    | vs. Bryant / Nov. 11, 2011        | 20   | 11    | 6     | 3     | 38 | +31       |
| Jamaal Franklin | vs. Redlands / Dec. 30, 2011      | 26   | 10    | 5     | 6     | 28 | +37       |
| Jalen McDaniels | vs. Texas Southern / Nov. 6, 2018 | 15   | 9     | 5     | 3     | 27 | +23       |

- McDaniels followed that up with 14 points, a game-high nine rebounds and three steals in just 23 minutes of action.
- Currently, Jalen ranks 41st nationally in points, rebounds and assists per 40 minutes (min. 25 mpg) at 42.4. Duke's Zion Williamson leads the nation at 61.1.

Below is a look at a few of his accomplishments last season:

- For starters, McDaniels averaged 10.5 points, 7.5 rebounds and shot 58.6 percent from the field and 78.8 percent from the line last season. He led the team in rebounding as a freshman last season.
- McDaniels was one of just four freshman in the nation to average 10.5 points, 7.5 rebounds and connect on at least 58 percent from the field. Other than McDaniels, Iowa State's Cameron Lard is the only other 2017-18 freshman who returned for his sophomore campaign.
- He is the only San Diego State player, regardless of class, to post those numbers over an entire season in at least 22 seasons.

## LEADERS OF THE MOUNTAIN WEST

### MOST MOUNTAIN WEST CHAMPIONSHIPS (current members only)

| Rk. | Team                   | MW Titles |
|-----|------------------------|-----------|
| 1.  | <b>San Diego State</b> | <b>11</b> |
| 2.  | New Mexico             | 8         |
| 3.  | Nevada                 | 3         |
|     | UNLV                   | 3         |
|     | Wyoming                | 3         |
| 6.  | Air Force              | 1         |
|     | Boise State            | 1         |
|     | Colorado State         | 1         |
|     | Fresno State           | 1         |

### MOST MOUNTAIN WEST CHAMPIONSHIPS WON BY A HEAD COACH IN LEAGUE HISTORY

| Rk. | Team                                 | MW Titles |
|-----|--------------------------------------|-----------|
| 1.  | <b>Steve Fisher, San Diego State</b> | <b>10</b> |
| 2.  | Steve Alford, New Mexico             | 6         |
| 3.  | Dave Rose, Brigham Young             | 4         |
| 4.  | Steve Cleveland, Brigham Young       | 3         |
|     | Eric Musselman, Nevada               | 3         |
| 6.  | four tied with                       | 2         |

- For comparison sake, SDSU great Kawhi Leonard averaged 12.7 points and 9.9 rebounds as a freshman in 2009-10. However, McDaniel had an edge in field-goal percentage as Leonard connected on 45.5 percent from the field and 72.6 percent from the line.

### HEMSLEY CLIMBING CHARTS IN 4TH SEASON

- Jeremy Hemsley enters his senior season in rare company. A native of Rancho Cucamonga, Calif., Hemsley will spend this season climbing the Aztecs career statistical charts in many categories.
- As he embarks on his senior campaign, here are a few of the categories to keep an eye on:
- First off, Hemsley is a member of the 1,000-point, 200 rebound, 200 assist club. In school history, there have been 33 players to score 1,000 points at San Diego State and 24 to record 200 rebounds, but in the Brian Dutcher/Steve Fisher era only nine players have reached the 1,000-200-200 club. The players to accomplish that since 1999-2000 are (listed chronologically): Tony Bland, Brandon Heath, Lorenzo Wade, D.J. Gay, Chase Tapley, Xavier Thames, Winston Shepard, Trey Kell and Hemsley.
- Hemsley has 1,111 points. That ranks tied for 22nd on the school's all-time list (with Malik Pope).
- Hemsley has 206 assists. That ranks 24th on the school's all-time list. He is seven away from being in the 21st position.
- Hemsley has 122 three-point field goals. That ranks in a tie for 11th in school history.
- Hemsley has played 2,686 minutes. That ranks 19th on the school's all-time list.
- Hemsley has 223 made free throws. That is good for 19th in school's Division I era.

### TOUGH AT HOME

- San Diego State has advanced to the NCAA tournament seven of the last nine seasons and has a NIT national semifinalist appearance as well during that span. One reason for the success is that the Aztecs have been a very tough out as Viejas Arena.
- Since the start of the 2009-10 campaign, San Diego State has the ninth-highest winning percentage in the country, amassing a 131-17 home record, winning 88.5 percent of its home games during that span.

Here are a few tidbits on the recent home success.

- In its last 151 home games, San Diego State has compiled a 134-17 mark, including a 65-7 record against non-conference competition at Viejas.
- Since the start of the 2012-13 campaign, the Aztecs are 86-13 at home, including a 40-6 record in non-conference home contests during that stretch (38-4 against non-top 25 non-conference foes).
- The Aztecs are 32-5 in their last 37 non-conference home games.
- Currently, San Diego State has a modest eight-game win streak at Viejas.

### PRESEASON MOUNTAIN WEST CONFERENCE POLL

- San Diego State has been picked second in the annual Mountain West preseason media poll.
- The preseason favorite, according to the media that regularly cover the conference, is Nevada, which won the 2017-18 regular-season title. The Wolf Pack earned 207 points and 18 first-place votes to finish in front of SDSU, the reigning Mountain West tournament champions who garnered 188 points and one first-place tally.
- The Aztecs won the MW tournament crown a season ago when they beat New Mexico in the final. The Lobos' run to the championship game set them up for a third-place finish in this year's preseason poll. UNM picked up 153 points to finish ahead of fourth-place Boise State (139 points) and fifth-place Fresno State (138).
- UNLV (6th; 122 points), Wyoming (7th; 88) and Colorado State (8th; 80) were the next three teams to fall in line behind the Bulldogs with Utah State (9th; 78), Air Force (10th; 42) and San José State (11th; 19) rounding out the poll.
- SDSU has finished either first or second in the Mountain West preseason poll and received at least one first-place vote in each of the last five years. It is also the 10th time in 20 seasons the Aztecs have been picked first or second in the poll. All 10 times, additionally, have occurred in the last 14 years.
- Despite being considered the second-best team in the league, San Diego State did not have a player voted to the preseason all-conference team or as one of the of-the-year award winners (player, freshman, newcomer).
- The Aztecs are set to return three of their top four scorers from last season (Devin Watson, Matt Mitchell, Jalen McDaniel) and four of their top six (Watson, Mitchell, McDaniel, Jeremy Hemsley) off a 2017-18 team that went 22-11, won their Mountain West-high 11th conference title and advanced to the NCAA tournament for the seventh time in the last nine years.

### LAST TIME OUT

#### SAN DIEGO STATE 103, TEXAS SOUTHERN 64 (game 2)

Nov. 14, 2018 | Steve Fisher Court at Viejas Arena

- Six San Diego State players scored in double figures, including all five starters, as the Aztecs never trailed and cruised to a 103-64 victory over Texas Southern.
- San Diego State, which improved to 2-0 for the first time in four seasons, received a game-high 21 points from Matt Mitchell. The sophomore also added five rebounds and three assists.
- Classmate Jordan Schakel had a career-high 16 points on 3-of-3 three-point field goal shooting and 7-of-7 from the charity stripe, and had seven rebounds.
- Sophomore Jalen McDaniel added 14 points and a game-high nine rebounds, while Devin Watson poured in 14 points and had eight assists for SDSU. Senior Jeremy Hemsley scored 10 points and freshman Nathan Mensah came off the bench to score 11 points and pull down five rebounds.
- San Diego State scored the first eight points of the game and led by as many as 41 points in claiming the team's eighth straight home win.
- The Aztecs produced its highest point total in nearly five years (118 vs. Saint Katherine College, Dec. 27, 2013) connected on 52.3 percent from the field and was 27-of-36 from the free throw line.
- Meanwhile, SDSU limited the Tigers to 33.3 percent field goal shooting and forced 14 turnovers on the evening.
- San Diego State won for the 68th straight time when shooting at least 50 percent from the field and has won 71 consecutive contests when shooting 50 percent and committing 13 or fewer turnovers.

# SDSU BROADCAST ROSTER

San Diego State vs. No. 1/1 Duke | Lahaina Civic Center | Lahaina, Hawaii | Nov. 13, 2018



**# 0**  
**DEVIN WATSON**

Guard  
6-1, 183, Senior-1L  
Oceanside, Calif.  
Univ. of San Francisco

PPG: 17.0    RPG: 3.0    APG: 5.5  
FG%: 50.0    3FG: 7/14    FT%: 3/4



**# 2**  
**ADAM SEIKO**

Guard  
6-3, 195, Freshman-RS  
Boston, Mass.  
Sierra Canyon High (Calif.)

PPG: 1.0    RPG: 0.5    APG: 0.5  
FG%: 1/4    3FG: 0/1    FT%: 0/0



**# 3**  
**AGUEK AROP**

Forward  
6-6, 220, Freshman-HS  
Omaha, Neb.  
Omaha South High

PPG: 1.0    RPG: 3.0    APG: 0.0  
FG%: 1/1    3FG: 0/0    FT%: 0/0



**# 4**  
**MICHAEL SOHIKISH**

Guard  
5-9, 160, Senior-SQ  
San Diego, Calif.  
University City High

PPG: 0.0    RPG: 0.0    APG: 0.0  
FG%: 0/2    3FG: 0/1    FT%: 0/0



**# 5**  
**JALEN MCDANIELS**

Forward  
6-10, 195, Sophomore-1L  
Federal Way, Wash.  
Federal Way High

PPG: 14.5    RPG: 9.0    APG: 3.0  
FG%: 43.5    3FG: 1/2    FT%: 7/10



**# 11**  
**MATT MITCHELL**

Forward  
6-6, 230, Sophomore-1L  
Riverside, Calif.  
Roosevelt High

PPG: 15.5    RPG: 5.0    APG: 3.5  
FG%: 43.5    3FG: 3/10    FT%: 72.7



**# 20**  
**JORDAN SCHAKEL**

Guard  
6-6, 200, Sophomore-1L  
Torrance, Calif.  
Bishop Montgomery High

PPG: 11.5    RPG: 6.0    APG: 1.0  
FG%: 4/10    3FG: 4/7    FT%: 11/11



**# 23**  
**ED CHANG**

Forward  
6-8, 215, Freshman-HS  
Papillion, Neb.  
Garfield High (Wash.)

PPG: 3.0    RPG: 1.0    APG: 0.0  
FG%: 1/1    3FG: 1/1    FT%: 0/0



**# 24**  
**NOLAN NARAIN**

Forward  
6-10, 230, Junior-2L  
Hamilton, Ontario, Canada  
La Lumiere School (Ind.)

PPG: 6.0    RPG: 4.0    APG: 1.0  
FG%: 5/6    3FG: 0/0    FT%: 2/4



**# 31**  
**NATHAN MENSAH**

Forward  
6-10, 225, Freshman-HS  
Labadi, Accra, Ghana  
Findlay Prep (Nev.)

PPG: 6.5    RPG: 4.0    APG: 1.0  
FG%: 3/6    3FG: 0/0    FT%: 7/10



**# 35**  
**JOEL MENSAH**

Forward  
6-10, 215, Freshman-HS  
Korle Gonno, Accra, Ghana  
JSerra Catholic High (Calif.)


PPG: 3.0    RPG: 2.0    APG: 0.0  
FG%: 2/5    3FG: 0/0    FT%: 2/2



**# 42**  
**JEREMY HEMSLEY**

Guard  
6-3, 195, Senior-3L  
Rancho Cucamonga, Calif.  
Damien High

PPG: 12.0    RPG: 1.5    APG: 2.5  
FG%: 56.3    3FG: 3/7    FT%: 3/6




**HEAD COACH**  
**BRIAN DUTCHER**

- 2nd season as head coach
- 20th year at SDSU
- 1989 NCAA champion
- 3 NCAA title game appearances
- 17 NCAA tournament appearances
- 11-time Mountain West champion



**ASSISTANT COACH**  
**ROD PALMER**



**ASSISTANT COACH**  
**DAVE VELASQUEZ**



**ASSISTANT COACH**  
**JAY MORRIS**



**ASST. TO HEAD COACH**  
**MARK FISHER**

## 2018-19 SAN DIEGO STATE ALPHABETICAL ROSTER

| No. | Name             | Pos. | Ht.  | Wt. | Yr. | Exp. | Most Recent Div. I Season |     |     | Hometown (High School/Previous School)                     |
|-----|------------------|------|------|-----|-----|------|---------------------------|-----|-----|--|
|     |                  |      |      |     |     |      | PPG                       | RPG | APG |  |
| 3   | Aguek Arop       | F    | 6-6  | 220 | Fr. | HS   | --                        | --  | --  | Omaha, Neb. (Omaha South High)                             |
| 23  | Ed Chang         | F    | 6-8  | 215 | Fr. | HS   | --                        | --  | --  | Papillion, Neb. (Garfield High (Wash.))                    |
| 13  | Caleb Giordano   | G    | 6-3  | 190 | So. | JC   | --                        | --  | --  | La Mesa, Calif. (Great Oak High/San Diego Miramar College) |
| 42  | Jeremy Hemsley   | G    | 6-3  | 195 | Sr. | 3L   | 7.3                       | 1.7 | 2.1 | Rancho Cucamonga, Calif. (Damien High)                     |
| 5   | Jalen McDaniels  | F    | 6-10 | 195 | So. | 1L   | 10.5                      | 7.5 | 0.9 | Federal Way, Wash. (Federal Way High)                      |
| 35  | Joel Mensah      | F    | 6-10 | 215 | Fr. | HS   | --                        | --  | --  | Accra, Ghana (JSerra Catholic High (Calif.))               |
| 31  | Nathan Mensah    | F    | 6-10 | 225 | Fr. | HS   | --                        | --  | --  | Accra, Ghana (Findlay Prep (Nev.))                         |
| 11  | Matt Mitchell    | F    | 6-6  | 240 | So. | 1L   | 10.5                      | 4.0 | 1.7 | Riverside, Calif. (Roosevelt High)                         |
| 24  | Nolan Narain     | F    | 6-10 | 225 | Jr. | 2L   | 4.7                       | 2.0 | 0.3 | Hamilton, Ontario, Canada (La Lumiere School (Ind.))       |
| 20  | Jordan Schakel   | G    | 6-6  | 200 | So. | 1L   | 3.2                       | 2.1 | 0.6 | Torrance, Calif. (Bishop Montgomery High)                  |
| 2   | Adam Seiko       | G    | 6-3  | 195 | Fr. | RS   | --                        | --  | --  | Boston, Mass. (Sierra Canyon High (Calif.))                |
| 4   | Michael Sohikish | G    | 5-9  | 160 | Sr. | SQ   | 0.7                       | 0.2 | 0.2 | San Diego, Calif. (University City High)                   |
| 0   | Devin Watson     | G    | 6-1  | 183 | Sr. | 1L   | 12.2                      | 2.6 | 3.8 | Oceanside, Calif. (El Camino High/San Francisco)           |

## 2018-19 SAN DIEGO STATE NUMERICAL ROSTER

| No. | Name             | Pos. | Ht.  | Wt. | Yr. | Exp. | Most Recent Div. I Season |     |     | Hometown (High School/Previous School)                     |
|-----|------------------|------|------|-----|-----|------|---------------------------|-----|-----|--|
|     |                  |      |      |     |     |      | PPG                       | RPG | APG |  |
| 0   | Devin Watson     | G    | 6-1  | 183 | Sr. | 1L   | 12.2                      | 2.6 | 3.8 | Oceanside, Calif. (El Camino High/San Francisco)           |
| 2   | Adam Seiko       | G    | 6-3  | 195 | Fr. | RS   | --                        | --  | --  | Boston, Mass. (Sierra Canyon High (Calif.))                |
| 3   | Aguek Arop       | F    | 6-6  | 220 | Fr. | HS   | --                        | --  | --  | Omaha, Neb. (Omaha South High)                             |
| 4   | Michael Sohikish | G    | 5-9  | 160 | Sr. | SQ   | 0.7                       | 0.2 | 0.2 | San Diego, Calif. (University City High)                   |
| 5   | Jalen McDaniels  | F    | 6-10 | 195 | So. | 1L   | 10.5                      | 7.5 | 0.9 | Federal Way, Wash. (Federal Way High)                      |
| 11  | Matt Mitchell    | F    | 6-6  | 240 | So. | 1L   | 10.5                      | 4.0 | 1.7 | Riverside, Calif. (Roosevelt High)                         |
| 13  | Caleb Giordano   | G    | 6-3  | 190 | So. | JC   | --                        | --  | --  | La Mesa, Calif. (Great Oak High/San Diego Miramar College) |
| 20  | Jordan Schakel   | G    | 6-6  | 200 | So. | 1L   | 3.2                       | 2.1 | 0.6 | Torrance, Calif. (Bishop Montgomery High)                  |
| 23  | Ed Chang         | F    | 6-8  | 215 | Fr. | HS   | --                        | --  | --  | Papillion, Neb. (Garfield High (Wash.))                    |
| 24  | Nolan Narain     | F    | 6-10 | 225 | Jr. | 2L   | 4.7                       | 2.0 | 0.3 | Hamilton, Ontario, Canada (La Lumiere School (Ind.))       |
| 31  | Nathan Mensah    | F    | 6-10 | 225 | Fr. | HS   | --                        | --  | --  | Accra, Ghana (Findlay Prep (Nev.))                         |
| 35  | Joel Mensah      | F    | 6-10 | 215 | Fr. | HS   | --                        | --  | --  | Accra, Ghana (JSerra Catholic High (Calif.))               |
| 42  | Jeremy Hemsley   | G    | 6-3  | 195 | Sr. | 3L   | 7.3                       | 1.7 | 2.1 | Rancho Cucamonga, Calif. (Damien High)                     |

### Head Coach:

Brian Dutcher (Minnesota, 1982), Second Season (20th Season Overall at SDSU)

### Assistant Coaches:

Rod Palmer (UC Irvine, 1990), First Season

David Velasquez (San Diego State, 2007), Sixth Season (17th Season Overall at SDSU)

Jay Morris (Cal State Dominguez Hills, 2010), First Season

### Assistant to the Head Coach:

Mark Fisher (Michigan, 2001), Sixth Season (17th Season Overall at SDSU)

### Assistant A.D.-Director of Operations:

Matt Soria (San Diego State, 2002), 12th Season (19th Season Overall at SDSU)

### Director of Player Development:

JD Pollock (Kennesaw State, 2009), Second Season

## ELIGIBLE IN 2019-20

| No. | Name          | Pos. | Ht. | Wt. | Yr. | Exp. | Most Recent Div. I Season |     |     | Hometown (High School/Previous School)           |
|-----|---------------|------|-----|-----|-----|------|---------------------------|-----|-----|--|
|     |               |      |     |     |     |      | PPG                       | RPG | APG |  |
| 22  | Malachi Flynn | G    | 6-2 | 180 | Jr. | TR   | 15.8                      | 3.4 | 4.3 | Tacoma, Wash. (Bellarmine Prep/Washington State) |

## PRONUNCIATIONS

### Aguek Arop

uh-GWUK uh-rope

### Jordan Schakel

Jordan SHACK-kull

### Malachi Flynn

MAL-uh-ky Flynn

### Adam Seiko

Adam SAY-ko

### Michael Sohikish

Michael so-HE-kish





# BRIAN DUTCHER

Head Coach

2nd Season • 20th Season Overall at SDSU • Minnesota, 1982

Brian Dutcher, a long-time San Diego State men's basketball assistant coach, is entering his second season as head coach after a first year in which he led the Aztecs to their Mountain West-high 11th conference title and back to the NCAA tournament for the first time since 2015. Dutcher, who took over the helm of the program following Steve Fisher's retirement announcement on April 11, 2017, was on The Mesa for all of Fisher's 18 seasons. He held the title of associate head coach/head coach in waiting for six years and is the program's 15th head coach.

Over the course of his time at San Diego State, Dutcher helped the Aztecs reach the postseason 14 times, including nine trips to the NCAA tournament, win a conference-best 11 Mountain West titles and record 13 seasons of at least 20 victories.

Since 2008-09, Dutcher and SDSU twice advanced to the NCAA Sweet 16 (2011, 2014) and NIT semifinal round (2009, 2016), won at least 25 games seven times and captured eight MW championships (five regular season, three tournament).

Dutcher arrived at SDSU shortly after Fisher was hired on March 26, 1999. In his first year in "America's Finest City," the Aztecs won only five games, but improved upon their win total from the season before. After that, San Diego State posted a 14-14 record in 2000-01, before winning the 2002 MW Championship, earning an NCAA tournament bid and finishing with a 21-12 record. The 2002-03 campaign saw SDSU receive an NIT invitation, which culminated in the program's first Division I postseason victory.

After helping attract the first McDonald's All-American to the 2002-03 squad, Dutcher assisted in securing the signatures of future starters and all-league performers Brandon Heath and Marcus Slaughter. The duo started their first two seasons on The Mesa, leading to the 2005-06 season that produced the school's first Mountain West regular-season and tournament title sweep.

The Aztecs advanced to the NCAA tournament and ultimately won a then-school-record 24 games. That appearance led to a string of 10 consecutive postseason berths.

From the 2006-07 campaign through 2008-09, San Diego State registered 20 or more wins and went to three straight NITs. In 2009, the Aztecs advanced to the NIT semifinals and broke the previous school record with 26 victories.

The run to the NIT semifinals was a springboard to the most successful run in SDSU basketball history. Led by future NBA first-round draft pick and NBA champion Kawhi Leonard, the 2009-10 Aztecs won the MW Championship, advanced to the NCAA tournament and fell four points shy of moving on to the second round before finishing with a 25-9 record.

The NCAA experience from the 2009-10 squad proved fruitful in 2010-11 when it returned all five starters, including Leonard, and a freshman named Jamaal Franklin, who would turn out to be a future MW Player of the Year and NBA draft selection. With Dutcher on staff, SDSU won its first 20 games of the year, shared the MW regular-season title and captured the MW tournament crown. The Aztecs moved on to the NCAA tournament as a No. 2 seed and won the program's first Division I NCAA tournament game. San Diego State, which was ranked as high as No. 4 and received first-place votes at one point in the season, advanced to the Sweet 16 and fell to the eventual national champion, finishing with a school-record 34 wins, a mark that still stands today. The Aztecs' also found themselves in the final top-25 polls, ranking sixth in the AP and 11th in the USA Today Coaches Poll.

Five months after SDSU's record-setting 2010-11 campaign, the University elevated Dutcher from associate head coach to associate head coach/head coach in waiting.

In his first season with his new title, Dutcher and the Aztecs advanced to the 2011-12 NCAA tournament as an at-large team and recorded 26 wins. The next season, SDSU was again an at-large selection to the 2013 NCAA tournament, moved on to the round of 32 for the second time in three years and finished with 23 victories.

Another NCAA Sweet 16 run was in the cards in Dutcher's third season as the head coach in waiting. The Aztecs opened the season by winning 21 of their first 22 games, including 20 in a row at one point, and were led by seniors Xavier Thames, who would become an NBA draft pick, and Josh Davis. SDSU won the program's second outright Mountain West regular-season title and later swept through two games in Spokane, Washington, to secure its second Sweet 16 appearance in four seasons. San Diego State compiled 31 wins and finished the season ranked 13th in the AP and 12th in the Coaches after rising to as high as fifth nationally in both polls.

The 2014-15 campaign saw the Aztecs spend their fifth straight season in the top 25. In the process of winning 27 games, San Diego State grabbed its second straight MW regular-season crown and earned an at-large invitation to the NCAA tournament where they defeated St. John's in the round of 64. One season later, the Aztecs found themselves in the NIT after winning the MW by three games with a 16-2 record. Nevertheless, San Diego State won three games and qualified for the NIT national semifinals, eventually logging 28 victories.

Last season, SDSU won six consecutive games to end the regular season and all three in the MW tournament to capture the program's 11th league crown to return to the NCAA tournament. Despite the NCAA first-round exit, SDSU finished the campaign with a 22-11 record, with the 22 wins representing the most by a first-year Aztec men's basketball head coach and the second-most among first-year coaches last season.

Before Dutcher arrived at San Diego State, he served as assistant coach and later associate head coach at Michigan under Fisher. He spent 10 seasons on the Wolverine staff, establishing himself as one of the nation's top assistant coaches. His first year in Ann Arbor was 1989 and resulted in a national title for Michigan as he assisted then-interim head coach Fisher on the bench.

The Bloomington, Minn., native led UM's recruiting efforts in 1990-91 when the Wolverines inked Juwan Howard, Ray Jackson, Jimmy King, Jalen Rose and Chris Webber. The "Fab Five" is considered perhaps the best recruiting class in NCAA history. Dutcher helped lead that group to nearly 100 wins, two berths in the NCAA championship game and a regional final over a four-year period. He was also on the Michigan staff for an NIT championship (1997).

Dutcher's recruiting prowess, however, was demonstrated by more than just the "Fab Five" haul. Michigan had the nation's top-ranked recruiting class in 1993-94 and in 1994-95, with a group that included Maurice Taylor and Jerod Ward. The accomplishment marked the first time that a university had the nation's top class in consecutive years, according to recruiting analyst Bob Gibbons.

Dutcher was born Oct. 30, 1959, in Alpena, Mich. He attended Jefferson High School in Bloomington, Minn., and went on to earn a bachelor's degree in physical education from Minnesota in 1982. While an undergraduate, he worked for his father, then-Gopher head coach Jim Dutcher. He then spent one season in the prep ranks at Apple Valley (Minn.) High School before becoming a graduate assistant at Illinois, where he earned his master's degree in physical education and athletic administration.

While in Champaign, Dutcher helped Lou Henson lead the Illini to a Big Ten championship, two appearances in the Sweet 16 and one regional final.

Dutcher's first full-time coaching job came at South Dakota State, where he spent three seasons helping turn around the Division II program before departing in 1988 for Michigan.

His final season in Ann Arbor ended with the Wolverines claiming the first-ever Big Ten Tournament championship.

## Brian Dutcher Year-By-Year (Division I Only)

| Year                    | School (Position) | Overall |       | Conference |      | Postseason; Championships            |
|-------------------------|-------------------|---------|-------|------------|------|--------------------------------------|
|                         |                   | W-L     | Pct.  | W-L        | Pct. |                                      |
| 1988-89                 | Michigan (AC)     | 30-7    | .811  | 12-6       | .667 | NCAA Champions                       |
| 1989-90                 | Michigan (AC)     | 23-8    | .742  | 12-6       | .667 | NCAA 2nd Round                       |
| 1990-91                 | Michigan (AC)     | 14-15   | .483  | 7-11       | .389 | NIT 1st Round                        |
| 1991-92                 | Michigan (AC)     | 25-9    | .735  | 11-7       | .611 | NCAA Runner-Up                       |
| 1992-93                 | Michigan (AC)     | 31-5    | .861  | 15-3       | .833 | NCAA Runner-Up                       |
| 1993-94                 | Michigan (AC)     | 24-8    | .750  | 13-5       | .722 | NCAA Regional Finalist               |
| 1994-95                 | Michigan (AC)     | 17-14   | .548  | 11-7       | .611 | NCAA 1st Round                       |
| 1995-96                 | Michigan (AC)     | 20-12   | .625  | 10-8       | .556 | NCAA 1st Round                       |
| 1996-97                 | Michigan (AC)     | 24-11   | .686  | 9-9        | .500 | NIT Champions                        |
| 1997-98                 | Michigan (AC)     | 25-9    | .735  | 11-5       | .688 | NCAA 2nd Round; Big 10 Tournament    |
| 10 Seasons at UM        |                   | 233-98  | .704  | 111-67     | .624 | 8 NCAAAs, 10 Postseason Appearances  |
| Year                    | School (Position) | Overall |       | Conference |      | Postseason; Championships            |
|                         |                   | W-L     | Pct.  | W-L        | Pct. |                                      |
| 1999-00                 | SDSU (Asst. HC)   | 5-23    | .179  | 0-14       | .000 |                                      |
| 2000-01                 | SDSU (Asst. HC)   | 14-14   | .500  | 4-10       | .286 |                                      |
| 2001-02                 | SDSU (Asst. HC)   | 21-12   | .636  | 7-7        | .500 | NCAA 1st round; MW Tournament        |
| 2002-03                 | SDSU (Asst. HC)   | 16-14   | .533  | 6-8        | .429 | NIT second round                     |
| 2003-04                 | SDSU (Asst. HC)   | 14-16   | .467  | 5-9        | .357 |                                      |
| 2004-05                 | SDSU (Asst. HC)   | 11-18   | .379  | 4-10       | .286 |                                      |
| 2005-06                 | SDSU (Asst. HC)   | 24-9    | .727  | 13-3       | .813 | NCAA 1st Round; MW RS, Tournament    |
| 2006-07                 | SDSU (Asst. HC)   | 22-11   | .667  | 10-6       | .625 | NIT 2nd Round                        |
| 2007-08                 | SDSU (Asst. HC)   | 20-13   | .606  | 9-7        | .563 | NIT 1st Round                        |
| 2008-09                 | SDSU (Asst. HC)   | 26-10   | .722  | 11-5       | .688 | NIT Semifinals                       |
| 2009-10                 | SDSU (Asst. HC)   | 25-9    | .735  | 11-5       | .688 | NCAA 1st Round; MW Tournament        |
| 2010-11                 | SDSU (Asst. HC)   | 34-3    | .919  | 14-2       | .875 | NCAA Sweet 16; MW RS, Tournament     |
| 2011-12                 | SDSU (HCiW)       | 26-8    | .765  | 10-4       | .714 | NCAA 2nd Round; MW RS                |
| 2012-13                 | SDSU (HCiW)       | 23-11   | .676  | 9-7        | .563 | NCAA 3rd Round                       |
| 2013-14                 | SDSU (HCiW)       | 31-5    | .861  | 16-2       | .889 | NCAA Sweet 16; MW RS                 |
| 2014-15                 | SDSU (HCiW)       | 27-9    | .750  | 14-4       | .778 | NCAA 3rd Round; MW Co-RS             |
| 2015-16                 | SDSU (HCiW)       | 28-10   | .737  | 16-2       | .889 | NIT Semifinals; MW RS                |
| 2016-17                 | SDSU (HCiW)       | 19-14   | .576  | 9-9        | .500 |                                      |
| 2017-18                 | SDSU (HC)         | 22-10   | .686  | 11-7       | .611 | NCAA; MW Tournament                  |
| 2018-19                 | SDSU (HC)         | 2-0     | 1.000 | 0-0        | .000 |                                      |
| 19 Seasons at SDSU      |                   | 410-219 | .652  | 179-121    | .597 | 9 NCAAAs, 14 Postseason Appearances  |
| 29-Season Career Totals |                   | Overall |       | Conference |      | Postseason                           |
|                         |                   | W-L     | Pct.  | W-L        | Pct. |                                      |
|                         |                   | 643-317 | .670  | 290-188    | .607 | 17 NCAAAs, 24 Postseason Appearances |

## SEASON / CAREER HIGHS

| Points |   |
|--------|---|
| Season | 20 vs. Arkansas-Pine Bluff (11-6-18)                  |
| Career | 33 vs. Pepperdine (3-5-16)<br>33 vs. Gonzaga (1-2-16) |

| Rebounds |                                     |
|----------|-------------------------------------|
| Season   | 4 vs. Arkansas-Pine Bluff (11-6-18) |
| Career   | 8 vs. Coppin State (12-18-15)       |

| Assists |                                 |
|---------|---------------------------------|
| Season  | 8 vs. Texas Southern (11-14-18) |
| Career  | 9 at Arizona State (11-14-17)   |

| Field Goals |                                     |
|-------------|-------------------------------------|
| Season      | 7 vs. Arkansas-Pine Bluff (11-6-18) |
| Career      | 12 vs. Gonzaga (1-2-16)             |

| Field Goals Attempted |  |
|-----------------------|--|
| Season                | 12 vs. Texas Southern (11-14-18)<br>12 vs. Arkansas-Pine Bluff (11-6-18) |
| Career                | 26 vs. Gonzaga (1-2-16)  |

| Three-Point Field Goals |                                     |
|-------------------------|-------------------------------------|
| Season                  | 6 vs. Arkansas-Pine Bluff (11-6-18) |
| Career                  | 6 vs. Arkansas-Pine Bluff (11-6-18) |

| Three-Point FG Attempted |                                      |
|--------------------------|--------------------------------------|
| Season                   | 10 vs. Arkansas-Pine Bluff (11-6-18) |
| Career                   | 12 vs. Gonzaga (1-2-16)              |

| Free Throws |                                 |
|-------------|---------------------------------|
| Season      | 3 vs. Texas Southern (11-14-18) |
| Career      | 14 vs. UC Riverside (11-21-15)  |

| Free Throws Attempted |                                 |
|-----------------------|---------------------------------|
| Season                | 4 vs. Texas Southern (11-14-18) |
| Career                | 17 at Pacific (2-25-16)         |

| Steals |                                     |
|--------|-------------------------------------|
| Season | 1 vs. Arkansas-Pine Bluff (11-6-18) |
| Career | 6 at Florida Gulf Coast (11-25-14)  |

| Blocked Shots |  |
|---------------|--|
| Season        |  |
| Career        |  |

| Minutes Played |  |
|----------------|--|
| Season         | 38 vs. Arkansas-Pine Bluff (11-6-18)                   |
| Career         | 42 vs. Santa Clara (2-6-16)<br>42 vs. Gonzaga (1-2-16) |



# 0 • DEVIN WATSON

GUARD • 6-1 • 183 • SENIOR - 1L  
OCEANSIDE, CALIF. (SAN FRANCISCO)

### NCAA Rankings (through Nov. 14)

- 58th in three-point field goals per game (3.5), 65th in assists per game (5.5), 82nd in minutes per game (35.0)

### Mountain West Rankings (through Nov. 14)

- T-2nd in minutes per game (35.0), T-3rd in assists per game (5.5), 4th in three-point field goals per game (3.5), 7th in points per game (17.0), 7th in assist-to-turnover ratio (1.8), T-7th in three-point field goal percentage (.500), 8th in field goal percentage (.500)

### Quick Hits

- In his last 23 games, he has made 45-of-95 three-point attempts (47.4 percent).
- Reached double figures in 19 of the last 25 games (12.2 ppg; 304 points).
- In his last 25 games, he has 97 assists and 46 turnovers (2.1 ast./TO ratio).
- Averaging 3.7 assists in his last nine games (33 assists, 14 turnovers).
- In 18 away/neutral games last season, he averaged 13.4 points (241 points).
- Has reached double figures in scoring in 22 of his last 27 road/neutral games.
- Has eight games of at least 25 points in his career.
- Has multiple assists in 38 of his last 44 games.

### Season Highlights

- Posted a team-high 20 points on 7-of-12 shooting in the opener against Arkansas-Pine Bluff... The 20-point game was his fifth at San Diego State (Aztecs are 4-1 in those games)... Made a career-high six three-pointers, going 6-for-10 from three-point range... Scored or assisted on 10 (41.7 pct.) of SDSU's 24 field goals.
- Had 14 points and eight assists against Texas Southern... The eight assists were just one off a career high.

### 2018-19 GAME-BY-GAME STATISTICS

| Opponent                  | GS | FG   | 3FG  | FT  | O-D-R | PF | TP | A | TO | B | S | MP |
|---------------------------|----|------|------|-----|-------|----|----|---|----|---|---|----|
| Arkansas-Pine Bluff       | *  | 7-12 | 6-10 | 0-0 | 0-4-4 | 1  | 20 | 3 | 3  | 0 | 1 | 38 |
| Texas Southern            | *  | 5-12 | 1-4  | 3-4 | 0-2-2 | 1  | 14 | 8 | 3  | 0 | 0 | 32 |
| vs. Duke                  |    |      |      |     |       |    |    |   |    |   |   |    |
| vs. TBD                   |    |      |      |     |       |    |    |   |    |   |   |    |
| vs. TBD                   |    |      |      |     |       |    |    |   |    |   |   |    |
| Jackson State             |    |      |      |     |       |    |    |   |    |   |   |    |
| at Illinois State         |    |      |      |     |       |    |    |   |    |   |   |    |
| San Diego                 |    |      |      |     |       |    |    |   |    |   |   |    |
| at California             |    |      |      |     |       |    |    |   |    |   |   |    |
| Cal State Dominguez Hills |    |      |      |     |       |    |    |   |    |   |   |    |
| Brigham Young             |    |      |      |     |       |    |    |   |    |   |   |    |
| Brown                     |    |      |      |     |       |    |    |   |    |   |   |    |
| CSUN                      |    |      |      |     |       |    |    |   |    |   |   |    |
| at Boise State            |    |      |      |     |       |    |    |   |    |   |   |    |
| Wyoming                   |    |      |      |     |       |    |    |   |    |   |   |    |
| at Air Force              |    |      |      |     |       |    |    |   |    |   |   |    |
| New Mexico                |    |      |      |     |       |    |    |   |    |   |   |    |
| at Fresno State           |    |      |      |     |       |    |    |   |    |   |   |    |
| UNLV                      |    |      |      |     |       |    |    |   |    |   |   |    |
| Air Force                 |    |      |      |     |       |    |    |   |    |   |   |    |
| at San Jose State         |    |      |      |     |       |    |    |   |    |   |   |    |
| at New Mexico             |    |      |      |     |       |    |    |   |    |   |   |    |
| Utah State                |    |      |      |     |       |    |    |   |    |   |   |    |
| at Colorado State         |    |      |      |     |       |    |    |   |    |   |   |    |
| Boise State               |    |      |      |     |       |    |    |   |    |   |   |    |
| Nevada                    |    |      |      |     |       |    |    |   |    |   |   |    |
| at UNLV                   |    |      |      |     |       |    |    |   |    |   |   |    |
| at Utah State             |    |      |      |     |       |    |    |   |    |   |   |    |
| San Jose State            |    |      |      |     |       |    |    |   |    |   |   |    |
| Fresno State              |    |      |      |     |       |    |    |   |    |   |   |    |
| at Nevada                 |    |      |      |     |       |    |    |   |    |   |   |    |

### MISCELLANEOUS STATS / SAN DIEGO STATE RECORD

| Category                  | 2018-19 Season |             | Career |          |
|---------------------------|----------------|-------------|--------|----------|
|                           | Games          | SDSU W/L    | Games  | SDSU W/L |
| Double-Figure Scoring     | 2              | 2-0         | 67*    | 18-7     |
| Double-Figure Assists     | 0              | 0-0         | 0      | 0-0      |
| Double-Doubles            | 0              | 0-0         | 0      | 0-0      |
| Led SDSU in Scoring       | 1              | 1-0         | 10     | 7-3      |
| Led SDSU in Rebounding    | 0              | 0-0         | 0      | 0-0      |
| Led SDSU in Assists       | 1              | 1-0         | 13     | 7-6      |
| 20+ Point Games           | 1              | 1-0         | 24     | 4-1      |
| 15+ Point Games           | 1              | 1-0         | 37     | 7-3      |
| 5+ Assist Games           | 1              | 1-0         | 34     | 7-4      |
| <b>Consecutive Games</b>  | <b>Current</b> | <b>Long</b> |        |          |
| Double-Figure Scoring     | 2              | 19          |        |          |
| With At Least 1 Assist    | 44             | 44          |        |          |
| Played 30 or More Minutes | 5              | 19          |        |          |

\* - 42 double-digit scoring games came while at San Francisco.

## ► WATSON CAREER STATISTICS

\* - San Francisco

| Year          | G-GS         | Min.-Avg.         | FG-FGA           | Pct.        | 3P-3PA         | Pct.        | FT-FTA         | Pct.        | OR        | DR         | Reb        | Avg.       | PF-D         | AT         | TO         | BS       | ST        | Pts          | Avg.        |
|---------------|--------------|-------------------|------------------|-------------|----------------|-------------|----------------|-------------|-----------|------------|------------|------------|--------------|------------|------------|----------|-----------|--------------|-------------|
| 14-15*        | 31-17        | 732-23.6          | 82-214           | .383        | 16-64          | .250        | 81-111         | .730        | 13        | 39         | 52         | 1.7        | 58-2         | 78         | 59         | 0        | 31        | 261          | 8.4         |
| 15-16*        | 30-30        | 1,041-34.7        | 192-459          | .418        | 65-186         | .349        | 159-217        | .733        | 9         | 65         | 74         | 2.5        | 53-2         | 146        | 89         | 0        | 27        | 608          | 20.3        |
| 17-18         | 33-33        | 1,031-31.2        | 130-319          | .408        | 49-126         | .389        | 95-126         | .754        | 17        | 69         | 86         | 2.6        | 47-0         | 124        | 60         | 0        | 32        | 404          | 12.2        |
| 18-19         | 2-2          | 70-35.0           | 12-24            | .500        | 7-14           | .500        | 3-4            | .750        | 0         | 6          | 6          | 3.0        | 2-0          | 11         | 6          | 0        | 1         | 34           | 17.0        |
| <b>Totals</b> | <b>96-82</b> | <b>2,874-29.9</b> | <b>416-1,016</b> | <b>.409</b> | <b>137-390</b> | <b>.351</b> | <b>338-458</b> | <b>.738</b> | <b>39</b> | <b>179</b> | <b>218</b> | <b>2.3</b> | <b>160-4</b> | <b>359</b> | <b>214</b> | <b>0</b> | <b>91</b> | <b>1,307</b> | <b>13.6</b> |

## CAREER HIGHS

### Points

Career 2 vs. Arkansas-Pine Bluff (11-6-18)

### Rebounds

Career 1 vs. Texas Southern (11-14-18)

### Assists

Career 1 vs. Texas Southern (11-14-18)

### Field Goals

Career 1 vs. Arkansas-Pine Bluff (11-6-18)

### Field Goals Attempted

Career 2 vs. Texas Southern (11-14-18)  
2 vs. Arkansas-Pine Bluff (11-6-18)

### Three-Point Field Goals

Career

### Three-Point FG Attempted

Career 1 vs. Arkansas-Pine Bluff (11-6-18)

### Free Throws

Career

### Free Throws Attempted

Career

### Steals

Career

### Blocked Shots

Career

### Minutes Played

Career 11 vs. Arkansas-Pine Bluff (11-6-18)



# 2 • ADAM SEIKO

GUARD • 6-3 • 195 • FRESHMAN - RS  
BOSTON, MASS. (SIERRA CANYON HIGH (CALIF.))

### Quick Hits

- Pronounced SAY-ko.
- Made his collegiate debut against Arkansas-Pine Bluff in the opener on Nov. 6, scoring two points in 11 minutes.
- Redshirted last season.
- Rated a three-star player by Rivals at the time of his signing.
- Averaged 10.4 points (.430 3FG), 3.2 rebounds, 2.0 assists and 1.6 steals as a senior, according to MaxPreps.
- Helped SCHS to a 27-3 record (7-0 Gold Coast League), a No. 5 state ranking and a No. 15 national ranking in 2016-17, according to MaxPreps.

### Season Highlights

- Scored his first career collegiate bucket - a runner in the lane - in his first career game against Arkansas-Pine Bluff, playing 11 minutes total off the bench.

### 2018-19 GAME-BY-GAME STATISTICS

| Opponent                  | GS  | FG  | 3FG | FT    | O-D-R | PF | TP | A | TO | B | S | MP |
|---------------------------|-----|-----|-----|-------|-------|----|----|---|----|---|---|----|
| Arkansas-Pine Bluff       | 1-2 | 0-1 | 0-0 | 0-0-0 | 0     | 2  | 0  | 0 | 0  | 0 | 0 | 11 |
| Texas Southern            | 0-2 | 0-0 | 0-0 | 1-0-1 | 2     | 0  | 1  | 1 | 0  | 0 | 0 | 10 |
| vs. Duke                  |     |     |     |       |       |    |    |   |    |   |   |    |
| vs. TBD                   |     |     |     |       |       |    |    |   |    |   |   |    |
| vs. TBD                   |     |     |     |       |       |    |    |   |    |   |   |    |
| Jackson State             |     |     |     |       |       |    |    |   |    |   |   |    |
| at Illinois State         |     |     |     |       |       |    |    |   |    |   |   |    |
| San Diego                 |     |     |     |       |       |    |    |   |    |   |   |    |
| at California             |     |     |     |       |       |    |    |   |    |   |   |    |
| Cal State Dominguez Hills |     |     |     |       |       |    |    |   |    |   |   |    |
| Brigham Young             |     |     |     |       |       |    |    |   |    |   |   |    |
| Brown                     |     |     |     |       |       |    |    |   |    |   |   |    |
| CSUN                      |     |     |     |       |       |    |    |   |    |   |   |    |
| at Boise State            |     |     |     |       |       |    |    |   |    |   |   |    |
| Wyoming                   |     |     |     |       |       |    |    |   |    |   |   |    |
| at Air Force              |     |     |     |       |       |    |    |   |    |   |   |    |
| New Mexico                |     |     |     |       |       |    |    |   |    |   |   |    |
| at Fresno State           |     |     |     |       |       |    |    |   |    |   |   |    |
| UNLV                      |     |     |     |       |       |    |    |   |    |   |   |    |
| Air Force                 |     |     |     |       |       |    |    |   |    |   |   |    |
| at San Jose State         |     |     |     |       |       |    |    |   |    |   |   |    |
| at New Mexico             |     |     |     |       |       |    |    |   |    |   |   |    |
| Utah State                |     |     |     |       |       |    |    |   |    |   |   |    |
| at Colorado State         |     |     |     |       |       |    |    |   |    |   |   |    |
| Boise State               |     |     |     |       |       |    |    |   |    |   |   |    |
| Nevada                    |     |     |     |       |       |    |    |   |    |   |   |    |
| at UNLV                   |     |     |     |       |       |    |    |   |    |   |   |    |
| at Utah State             |     |     |     |       |       |    |    |   |    |   |   |    |
| San Jose State            |     |     |     |       |       |    |    |   |    |   |   |    |
| Fresno State              |     |     |     |       |       |    |    |   |    |   |   |    |
| at Nevada                 |     |     |     |       |       |    |    |   |    |   |   |    |

### MISCELLANEOUS STATS / SAN DIEGO STATE RECORD

| Category                 | 2018-19 Season |             |
|--------------------------|----------------|-------------|
|                          | Games          | SDSU W/L    |
| Double-Figure Scoring    | 0              | 0-0         |
| 15-Point Games           | 0              | 0-0         |
| Led SDSU in Scoring      | 0              | 0-0         |
| Led SDSU in Rebounding   | 0              | 0-0         |
| Led SDSU in Assists      | 0              | 0-0         |
| Multiple Steals          | 0              | 0-0         |
| One Turnover or Less     | 2              | 2-0         |
| <b>Consecutive Games</b> | <b>Current</b> | <b>Long</b> |
| Consecutive Games Played | 2              | 2           |
| Scoring A Point          | 0              | 1           |
| One Turnover or Less     | 2              | 2           |

## ► SEIKO CAREER STATISTICS

| Year  | G-GS | Min.-Avg. | FG-FGA | Pct. | 3P-3PA | Pct. | FT-FTA | Pct. | OR | DR | Reb | Avg. | PF-D | AT | TO | BS | ST | Pts | Avg. |
|-------|------|-----------|--------|------|--------|------|--------|------|----|----|-----|------|------|----|----|----|----|-----|------|
| 18-19 | 2-0  | 21-10.5   | 1-4    | .250 | 0-1    | .000 | 0-0    | .000 | 1  | 0  | 1   | 0.5  | 2-0  | 1  | 1  | 0  | 0  | 2   | 1.0  |

## SEASON / CAREER HIGHS

### Points

Career 2 vs. Texas Southern (11-14-18)

### Rebounds

Career 4 vs. Texas Southern (11-14-18)

### Assists

Career

### Field Goals

Career 1 vs. Texas Southern (11-14-18)

### Field Goals Attempted

Career 1 vs. Texas Southern (11-14-18)

### Three-Point Field Goals

Career

### Three-Point FG Attempted

Career

### Free Throws

Career

### Free Throws Attempted

Career

### Steals

Career

### Blocked Shots

Career

### Minutes Played

Career 14 vs. Texas Southern (11-14-18)



# 3 • AGUEK AROP

FORWARD • 6-6 • 220 • FRESHMAN - HS  
OMAHA, NEB. (OMAHA SOUTH PREP)

### Quick Hits

- Pronounced uh-GWUK uh-ROPE.
- Made his collegiate debut in the 2018-19 opener against Arkansas Pine-Bluff.
- Named the 2016 Nebraska Gatorade Player of the Year after leading Omaha South Prep to a Class A state title and 28-1 record.
- In 2016-17, led Nebraska's Class A in points (17.1) and rebounds (9.8).
- Spent 2017-18 at The Skill Factory, a prep school outside of Atlanta, Ga., helping this team to a 44-6 record, averaging 21 points, 12 rebounds and four assists.

### Season Highlights

- Played nine minutes in the opener against Arkansas Pine-Bluff, his first career collegiate game.
- Had four rebounds and his first two points against Texas Southern before fouling out in 14 minutes.

### 2018-19 GAME-BY-GAME STATISTICS

| Opponent                  | GS  | FG  | 3FG | FT    | O-D-R | PF | TP | A | TO | B | S | MP |
|---------------------------|-----|-----|-----|-------|-------|----|----|---|----|---|---|----|
| Arkansas-Pine Bluff       | 0-0 | 0-0 | 0-0 | 1-1-2 | 1     | 0  | 0  | 0 | 0  | 0 | 0 | 9  |
| Texas Southern            | 1-1 | 0-0 | 0-0 | 1-3-4 | 5     | 2  | 0  | 3 | 0  | 0 | 0 | 14 |
| vs. Duke                  |     |     |     |       |       |    |    |   |    |   |   |    |
| vs. TBD                   |     |     |     |       |       |    |    |   |    |   |   |    |
| vs. TBD                   |     |     |     |       |       |    |    |   |    |   |   |    |
| Jackson State             |     |     |     |       |       |    |    |   |    |   |   |    |
| at Illinois State         |     |     |     |       |       |    |    |   |    |   |   |    |
| San Diego                 |     |     |     |       |       |    |    |   |    |   |   |    |
| at California             |     |     |     |       |       |    |    |   |    |   |   |    |
| Cal State Dominguez Hills |     |     |     |       |       |    |    |   |    |   |   |    |
| Brigham Young             |     |     |     |       |       |    |    |   |    |   |   |    |
| Brown                     |     |     |     |       |       |    |    |   |    |   |   |    |
| CSUN                      |     |     |     |       |       |    |    |   |    |   |   |    |
| at Boise State            |     |     |     |       |       |    |    |   |    |   |   |    |
| Wyoming                   |     |     |     |       |       |    |    |   |    |   |   |    |
| at Air Force              |     |     |     |       |       |    |    |   |    |   |   |    |
| New Mexico                |     |     |     |       |       |    |    |   |    |   |   |    |
| at Fresno State           |     |     |     |       |       |    |    |   |    |   |   |    |
| UNLV                      |     |     |     |       |       |    |    |   |    |   |   |    |
| Air Force                 |     |     |     |       |       |    |    |   |    |   |   |    |
| at San Jose State         |     |     |     |       |       |    |    |   |    |   |   |    |
| at New Mexico             |     |     |     |       |       |    |    |   |    |   |   |    |
| Utah State                |     |     |     |       |       |    |    |   |    |   |   |    |
| at Colorado State         |     |     |     |       |       |    |    |   |    |   |   |    |
| Boise State               |     |     |     |       |       |    |    |   |    |   |   |    |
| Nevada                    |     |     |     |       |       |    |    |   |    |   |   |    |
| at UNLV                   |     |     |     |       |       |    |    |   |    |   |   |    |
| at Utah State             |     |     |     |       |       |    |    |   |    |   |   |    |
| San Jose State            |     |     |     |       |       |    |    |   |    |   |   |    |
| Fresno State              |     |     |     |       |       |    |    |   |    |   |   |    |
| at Nevada                 |     |     |     |       |       |    |    |   |    |   |   |    |

### MISCELLANEOUS STATS / SAN DIEGO STATE RECORD

| Category                 | 2018-19 Season |          |
|--------------------------|----------------|----------|
|                          | Games          | SDSU W/L |
| Double-Figure Scoring    | 0              | 0-0      |
| 15-Point Games           | 0              | 0-0      |
| Double-Doubles           | 0              | 0-0      |
| 10-Rebounding Games      | 0              | 0-0      |
| Led SDSU in Scoring      | 0              | 0-0      |
| Led SDSU in Rebounding   | 0              | 0-0      |
| Led SDSU in Assists      | 0              | 0-0      |
| Multiple Steals          | 0              | 0-0      |
| One Turnover or Less     | 0              | 1-0      |
| Consecutive Games        | Current        | Long     |
| Consecutive Games Played | 2              | 2        |
| Without Fouling Out      | 0              | 1        |
| Scoring A Point          | 1              | 1        |
| One Turnover or Less     | 0              | 1        |

## ▶ AROP CAREER STATISTICS

| Year  | G-GS | Min.-Avg. | FG-FGA | Pct.  | 3P-3PA | Pct. | FT-FTA | Pct. | OR | DR | Reb | Avg. | PF-D | AT | TO | BS | ST | Pts | Avg. |
|-------|------|-----------|--------|-------|--------|------|--------|------|----|----|-----|------|------|----|----|----|----|-----|------|
| 18-19 | 2-0  | 23-11.5   | 1-1    | 1.000 | 0-0    | .000 | 0-0    | .000 | 2  | 4  | 6   | 3.0  | 6-1  | 0  | 3  | 0  | 0  | 2   | 1.0  |

## CAREER HIGHS

### Points

Season  
Career 4 vs. SD Christian (11-10-17)

### Rebounds

Season  
Career 1 vs. Eastern Illinois (11-20-17)  
1 vs. SD Christian (11-10-17)

### Assists

Season  
Career 1 vs. Colorado State (1-24-18)  
1 vs. Sacramento State (11-23-17)

### Field Goals

Season  
Career 1 vs. San José State (1-9-18)  
1 vs. SD Christian (11-10-17)

### Field Goals Attempted

Season 2 vs. Texas Southern (11-14-18)  
Career 2 vs. Texas Southern (11-14-18)  
2 vs. Colorado State (1-24-18)

### Three-Point Field Goals

Season  
Career

### Three-Point FG Attempted

Season 1 vs. Texas Southern (11-14-18)  
Career 2 vs. Colorado State (1-24-18)

### Free Throws

Season  
Career 2 vs. SD Christian (11-10-17)

### Free Throws Attempted

Season  
Career 2 vs. Bradley (12-3-17)  
2 vs. SD Christian (11-10-17)

### Steals

Season  
Career 1 vs. San José State (1-9-18)  
1 vs. Sacramento State (11-23-17)

### Blocked Shots

Season  
Career

### Minutes Played

Season 3 vs. Texas Southern (11-14-18)  
Career 6 vs. Sacramento State (11-23-17)



# 4 • MICHAEL SOHIKISH

GUARD • 5-9 • 160 • SENIOR - SQ  
SAN DIEGO, CALIF. (UNIVERSITY CITY HIGH)

### Quick Hits

- Pronounced so-HE-kish.
- Former team manager.
- Played in 11 games last season and in 13 for his career.
- Has just two turnovers in 32 career minutes of action.
- Named team co-captain for the Centurions and was a San Diego Union-Tribune All-Academic Team selection in 2013 and 2014.
- Led University City in scoring his final two seasons.
- During his senior season in 2014, he helped the Centurions to a 15-12 record, which was a seven-win improvement over the year before, while averaging 13.6 points, 5.6 assists and 2.1 steals.

### Season Highlights

- Played the final two minutes of the game in the opener against Arkansas Pine-Bluff without recording a stat.
- Missed a pair of field goals in three minutes against Texas Southern.

### 2018-19 GAME-BY-GAME STATISTICS

| Opponent                  | GS | FG  | 3FG | FT  | O-D-R | PF | TP | A | TO | B | S | MP |
|---------------------------|----|-----|-----|-----|-------|----|----|---|----|---|---|----|
| Arkansas-Pine Bluff       |    | 0-0 | 0-0 | 0-0 | 0-0-0 | 0  | 0  | 0 | 0  | 0 | 0 | 2  |
| Texas Southern            |    | 0-2 | 0-1 | 0-0 | 0-0-0 | 0  | 0  | 0 | 0  | 0 | 0 | 3  |
| vs. Duke                  |    |     |     |     |       |    |    |   |    |   |   |    |
| vs. TBD                   |    |     |     |     |       |    |    |   |    |   |   |    |
| vs. TBD                   |    |     |     |     |       |    |    |   |    |   |   |    |
| Jackson State             |    |     |     |     |       |    |    |   |    |   |   |    |
| at Illinois State         |    |     |     |     |       |    |    |   |    |   |   |    |
| San Diego                 |    |     |     |     |       |    |    |   |    |   |   |    |
| at California             |    |     |     |     |       |    |    |   |    |   |   |    |
| Cal State Dominguez Hills |    |     |     |     |       |    |    |   |    |   |   |    |
| Brigham Young             |    |     |     |     |       |    |    |   |    |   |   |    |
| Brown                     |    |     |     |     |       |    |    |   |    |   |   |    |
| CSUN                      |    |     |     |     |       |    |    |   |    |   |   |    |
| at Boise State            |    |     |     |     |       |    |    |   |    |   |   |    |
| Wyoming                   |    |     |     |     |       |    |    |   |    |   |   |    |
| at Air Force              |    |     |     |     |       |    |    |   |    |   |   |    |
| New Mexico                |    |     |     |     |       |    |    |   |    |   |   |    |
| at Fresno State           |    |     |     |     |       |    |    |   |    |   |   |    |
| UNLV                      |    |     |     |     |       |    |    |   |    |   |   |    |
| Air Force                 |    |     |     |     |       |    |    |   |    |   |   |    |
| at San Jose State         |    |     |     |     |       |    |    |   |    |   |   |    |
| at New Mexico             |    |     |     |     |       |    |    |   |    |   |   |    |
| Utah State                |    |     |     |     |       |    |    |   |    |   |   |    |
| at Colorado State         |    |     |     |     |       |    |    |   |    |   |   |    |
| Boise State               |    |     |     |     |       |    |    |   |    |   |   |    |
| Nevada                    |    |     |     |     |       |    |    |   |    |   |   |    |
| at UNLV                   |    |     |     |     |       |    |    |   |    |   |   |    |
| at Utah State             |    |     |     |     |       |    |    |   |    |   |   |    |
| San Jose State            |    |     |     |     |       |    |    |   |    |   |   |    |
| Fresno State              |    |     |     |     |       |    |    |   |    |   |   |    |
| at Nevada                 |    |     |     |     |       |    |    |   |    |   |   |    |

### MISCELLANEOUS STATS / SAN DIEGO STATE RECORD

| Category                 | 2018-19 Season |             | Career |          |
|--------------------------|----------------|-------------|--------|----------|
|                          | Games          | SDSU W/L    | Games  | SDSU W/L |
| Double-Figure Scoring    | 0              | 0-0         | 0      | 0-0      |
| 15-Point Games           | 0              | 0-0         | 0      | 0-0      |
| Led SDSU in Scoring      | 0              | 0-0         | 0      | 0-0      |
| Led SDSU in Rebounding   | 0              | 0-0         | 0      | 0-0      |
| Led SDSU in Assists      | 0              | 0-0         | 0      | 0-0      |
| Multiple Steals          | 0              | 0-0         | 0      | 0-0      |
| One Turnover or Less     | 2              | 2-0         | 13     | 12-1     |
| <b>Consecutive Games</b> | <b>Current</b> | <b>Long</b> |        |          |
| Consecutive Games Played | 2              | 5           |        |          |
| Without Fouling Out      | 13             | 13          |        |          |
| Scoring A Point          | 0              | 1           |        |          |
| One Turnover or Less     | 13             | 13          |        |          |

## ► SOHIKISH CAREER STATISTICS

| Year          | G-GS        | Min.-Avg.     | FG-FGA      | Pct.        | 3P-3PA     | Pct.        | FT-FTA     | Pct.        | OR       | DR       | Reb      | Avg.       | PF-D       | AT       | TO       | BS       | ST       | Pts      | Avg.       |
|---------------|-------------|---------------|-------------|-------------|------------|-------------|------------|-------------|----------|----------|----------|------------|------------|----------|----------|----------|----------|----------|------------|
| 17-18         | 11-0        | 27-2.5        | 3-9         | .333        | 0-4        | .000        | 2-4        | .500        | 0        | 2        | 2        | 0.2        | 3-0        | 2        | 2        | 0        | 2        | 8        | 0.7        |
| 18-19         | 2-0         | 5-2.5         | 0-2         | .000        | 0-1        | .000        | 0-0        | .000        | 0        | 0        | 0        | 0.0        | 0-0        | 0        | 0        | 0        | 0        | 0        | 0.0        |
| <b>Totals</b> | <b>13-0</b> | <b>32-2.5</b> | <b>3-11</b> | <b>.273</b> | <b>0-5</b> | <b>.000</b> | <b>2-4</b> | <b>.500</b> | <b>0</b> | <b>2</b> | <b>2</b> | <b>0.2</b> | <b>3-0</b> | <b>2</b> | <b>2</b> | <b>0</b> | <b>2</b> | <b>8</b> | <b>0.6</b> |

## CAREER HIGHS

### Points

Season 15 vs. Arkansas-Pine Bluff (11-6-18)  
 Career 19 at Colorado State (1-2-18)

### Rebounds

Season 9 vs. Texas Southern (11-14-18)  
 9 vs. Arkansas-Pine Bluff (11-6-18)  
 Career 13 vs. Air Force (2-3-18)  
 13 vs. Fresno State (1-17-18)  
 13 vs. Sacramento State (11-23-17)

### Assists

Season 5 vs. Arkansas-Pine Bluff (11-6-18)  
 Career 5 vs. Arkansas-Pine Bluff (11-6-18)

### Field Goals

Season 5 vs. Texas Southern (11-14-18)  
 5 vs. Arkansas-Pine Bluff (11-6-18)  
 Career 8 vs. UNLV (2-17-18)  
 8 at Colorado State (1-2-18)

### Field Goals Attempted

Season 12 vs. Texas Southern (11-14-18)  
 Career 14 vs. UNLV (2-17-18)

### Three-Point Field Goals

Season 1 vs. Texas Southern (11-14-18)  
 1 vs. Arkansas-Pine Bluff (11-6-18)  
 Career 1 vs. Texas Southern (11-14-18)  
 1 vs. Arkansas-Pine Bluff (11-6-18)  
 1 vs. Houston (3-15-18)  
 1 at Air Force (2-21-18)  
 1 at Nevada (2-10-18)  
 1 vs. Bradley (12-3-17)

### Three-Point FG Attempted

Season 2 vs. Texas Southern (11-14-18)  
 2 vs. Arkansas-Pine Bluff (11-6-18)  
 Career 2 vs. Arkansas-Pine Bluff (11-6-18)  
 2 vs. Houston (3-15-18)  
 2 at Nevada (2-10-18)  
 2 vs. San José State (1-9-18)  
 2 vs. Bradley (12-3-17)  
 2 vs. Eastern Illinois (11-20-17)

### Free Throws

Season 4 vs. Arkansas-Pine Bluff (11-6-18)  
 Career 10 at San José State (2-24-18)

### Free Throws Attempted

Season 6 vs. Arkansas-Pine Bluff (11-6-18)  
 Career 12 vs. Houston (3-15-18)

### Steals

Season 3 vs. Texas Southern (11-14-18)  
 3 vs. Arkansas-Pine Bluff (11-6-18)  
 Career 4 vs. San José State (1-9-18)

### Blocked Shots

Season  
 Career 3 at San José State (2-24-18)

### Minutes Played

Season 27 vs. Arkansas-Pine Bluff (11-6-18)  
 Career 36 vs. Boise State (2-27-18)  
 36 vs. Fresno State (1-17-18)



# 5 • JALEN MCDANIELS

FORWARD • 6-10 • 195 • SOPHOMORE - 1L  
 FEDERAL WAY, WASH. (FEDERAL WAY HIGH)

### NCAA Rankings (through Nov. 14)

- 23rd in steals per game (3.0), 84th in rebounds per game (9.0)

### Mountain West (through Nov. 14)

- T-2nd in steals per game (3.0), T-3rd in offensive rebounds per game (3.0), 6th in rebounds per game (9.0), T-10th in field goal percentage (.435), T-10th in assist-to-turnover ratio (1.5), 13th in points per game (14.5)

### Quick Hits

- Tested the NBA waters last year, ultimately pulling his name from the draft on the last day.
- One of only four freshmen in the country last season to average 10.5 points, 7.5 rebounds and shoot 58 percent or better from the field.
- Led the team last season in points, rebounding, field-goal percentage and free throw percentage in conference games only.
- Had a team-high nine double-doubles last season as a redshirt freshman.
- Averaged 10.7 points, 8.0 rebounds and 2.0 assists, and shot 60.0 percent from the floor and 80.0 percent from the free-throw line at the 2018 MW tournament.
- Named MW Player of the Week on Feb. 19, 2018, after averaging 17.0 points, 8.0 rebounds, 2.0 assists and 1.5 steals, while shooting 60.9 percent from the field (14-23) and 75.0 percent from the free-throw line (6-8) in wins over Wyoming and UNLV.
- Posted two double-digit rebounding performances in the first nine games of his career. It was the most by an Aztec freshman since Kawhi Leonard had three in the first nine games of his career back in 2009-10.
- Committed one turnover or less in all but nine games last season.
- Is averaging 15.7 points and 9.0 rebounds over his last three games (47 points, 15 rebounds).
- In his last 28 games he has connected on 127-of-212 field-goal attempts (59.9 percent), while averaging 12.3 points and 8.3 rebounds (345 points, 232 rebounds).
- Has made 96 of his last 119 free throws (80.7 percent) after starting his career 0-for-4, covering four games.

### Season Highlights

- Had a big opening night against Arkansas Pine-Bluff, scoring 15 points to go along with nine rebounds, a career-high five assists and three steals... Became just the fourth Aztec since the 1996-97 season to finish a game with at least 15 points, 9 rebounds, 5 assists and 3 steals (also Jamaal Franklin vs. Redlands on Dec. 30, 2011, Chase Tapley vs. Bryant on Nov. 11, 2011 and Kawhi Leonard vs. Wichita State on Dec. 4, 2010)... Ended up leading the team in rebounds (9), assists (5) and steals (3, tied).
- Had 14 points, nine rebounds and three steals vs. Texas Southern.

### 2018-19 GAME-BY-GAME STATISTICS

| Opponent                  | GS | FG   | 3FG | FT  | O-D-R | PF | TP | A | TO | B | S | MP |
|---------------------------|----|------|-----|-----|-------|----|----|---|----|---|---|----|
| Arkansas-Pine Bluff       | *  | 5-11 | 1-2 | 4-6 | 4-5-9 | 3  | 15 | 5 | 1  | 0 | 3 | 27 |
| Texas Southern            | *  | 5-12 | 1-2 | 3-4 | 2-7-9 | 4  | 14 | 1 | 3  | 0 | 3 | 23 |
| vs. Duke                  |    |      |     |     |       |    |    |   |    |   |   |    |
| vs. TBD                   |    |      |     |     |       |    |    |   |    |   |   |    |
| vs. TBD                   |    |      |     |     |       |    |    |   |    |   |   |    |
| Jackson State             |    |      |     |     |       |    |    |   |    |   |   |    |
| at Illinois State         |    |      |     |     |       |    |    |   |    |   |   |    |
| San Diego                 |    |      |     |     |       |    |    |   |    |   |   |    |
| at California             |    |      |     |     |       |    |    |   |    |   |   |    |
| Cal State Dominguez Hills |    |      |     |     |       |    |    |   |    |   |   |    |
| Brigham Young             |    |      |     |     |       |    |    |   |    |   |   |    |
| Brown                     |    |      |     |     |       |    |    |   |    |   |   |    |
| CSUN                      |    |      |     |     |       |    |    |   |    |   |   |    |
| at Boise State            |    |      |     |     |       |    |    |   |    |   |   |    |
| Wyoming                   |    |      |     |     |       |    |    |   |    |   |   |    |
| at Air Force              |    |      |     |     |       |    |    |   |    |   |   |    |
| New Mexico                |    |      |     |     |       |    |    |   |    |   |   |    |
| at Fresno State           |    |      |     |     |       |    |    |   |    |   |   |    |
| UNLV                      |    |      |     |     |       |    |    |   |    |   |   |    |
| Air Force                 |    |      |     |     |       |    |    |   |    |   |   |    |
| at San Jose State         |    |      |     |     |       |    |    |   |    |   |   |    |
| at New Mexico             |    |      |     |     |       |    |    |   |    |   |   |    |
| Utah State                |    |      |     |     |       |    |    |   |    |   |   |    |
| at Colorado State         |    |      |     |     |       |    |    |   |    |   |   |    |
| Boise State               |    |      |     |     |       |    |    |   |    |   |   |    |
| Nevada                    |    |      |     |     |       |    |    |   |    |   |   |    |
| at UNLV                   |    |      |     |     |       |    |    |   |    |   |   |    |
| at Utah State             |    |      |     |     |       |    |    |   |    |   |   |    |
| San Jose State            |    |      |     |     |       |    |    |   |    |   |   |    |
| Fresno State              |    |      |     |     |       |    |    |   |    |   |   |    |
| at Nevada                 |    |      |     |     |       |    |    |   |    |   |   |    |

### MISCELLANEOUS STATS / SAN DIEGO STATE RECORD

| Category                 | 2018-19 Season |          | Career |          |
|--------------------------|----------------|----------|--------|----------|
|                          | Games          | SDSU W/L | Games  | SDSU W/L |
| Double-Figure Scoring    | 2              | 2-0      | 20     | 15-5     |
| 15-Point Games           | 1              | 1-0      | 11     | 9-2      |
| Double-Doubles           | 0              | 0-0      | 9      | 8-1      |
| 10-Rebounding Games      | 0              | 0-0      | 11     | 9-2      |
| Led SDSU in Scoring      | 0              | 0-0      | 9      | 7-2      |
| Led SDSU in Rebounding   | 2              | 2-0      | 20     | 18-2     |
| Led SDSU in Assists      | 1              | 1-0      | 1      | 1-0      |
| Multiple Steals          | 2              | 2-0      | 10     | 8-2      |
| One Turnover or Less     | 1              | 1-0      | 24     | 18-6     |
| Consecutive Games        | Current        | Long     |        |          |
| Double-Figure Scoring    | 3              | 7        |        |          |
| Consecutive Games Played | 35             | 35       |        |          |
| Without Fouling Out      | 11             | 24       |        |          |
| One Turnover or Less     | 0              | 11       |        |          |
| With Multiple Steals     | 2              | 4        |        |          |
| With a Three-Pointer     | 3              | 3        |        |          |

## ► MCDANIELS CAREER STATISTICS

| Year          | G-GS         | Min.-Avg.       | FG-FGA         | Pct.        | 3P-3PA      | Pct.        | FT-FTA        | Pct.        | OR        | DR         | Reb        | Avg.       | PF-D        | AT        | TO        | BS        | ST        | Pts        | Avg.        |
|---------------|--------------|-----------------|----------------|-------------|-------------|-------------|---------------|-------------|-----------|------------|------------|------------|-------------|-----------|-----------|-----------|-----------|------------|-------------|
| 17-18         | 33-21        | 815-24.7        | 126-215        | .586        | 4-19        | .211        | 89-113        | .788        | 74        | 174        | 248        | 7.5        | 77-1        | 29        | 36        | 19        | 27        | 345        | 10.5        |
| 18-19         | 2-2          | 50-25.0         | 10-23          | .435        | 2-4         | .500        | 7-10          | .700        | 6         | 12         | 18         | 9.0        | 7-0         | 6         | 4         | 0         | 6         | 29         | 14.5        |
| <b>Totals</b> | <b>35-23</b> | <b>865-24.7</b> | <b>136-238</b> | <b>.571</b> | <b>6-23</b> | <b>.261</b> | <b>96-123</b> | <b>.780</b> | <b>80</b> | <b>186</b> | <b>266</b> | <b>7.6</b> | <b>84-1</b> | <b>35</b> | <b>40</b> | <b>19</b> | <b>33</b> | <b>374</b> | <b>10.7</b> |

## CAREER HIGHS

### Points

Season 21 vs. Texas Southern (11-14-18)  
 Career 31 vs. Eastern Illinois (11-20-17)

### Rebounds

Season 21 vs. Texas Southern (11-14-18)  
 5 vs. Arkansas-Pine Bluff (11-6-18)  
 Career 9 vs. Washington State (11-26-17)

### Assists

Season 4 vs. Arkansas-Pine Bluff (11-6-18)  
 Career 6 vs. California (12-9-17)

### Field Goals

Season 7 vs. Texas Southern (11-14-18)  
 Career 10 vs. Eastern Illinois (11-20-17)

### Field Goals Attempted

Season 14 vs. Texas Southern (11-14-18)  
 Career 14 vs. Texas Southern (11-14-18)  
 14 vs. Eastern Illinois (11-20-17)

### Three-Point Field Goals

Season 2 vs. Arkansas-Pine Bluff (11-6-18)  
 Career 7 vs. Eastern Illinois (11-20-17)

### Three-Point FG Attempted

Season 5 vs. Texas Southern (11-14-18)  
 5 vs. Arkansas-Pine Bluff (11-6-18)  
 Career 11 vs. Eastern Illinois (11-20-17)

### Free Throws

Season 6 vs. Texas Southern (11-14-18)  
 Career 6 vs. Texas Southern (11-14-18)

### Free Throws Attempted

Season 9 vs. Texas Southern (11-14-18)  
 Career 9 vs. Texas Southern (11-14-18)

### Steals

Season 1 vs. Texas Southern (11-14-18)  
 1 vs. Arkansas-Pine Bluff (11-6-18)  
 Career 3 vs. Nevada (3-9-18)  
 3 vs. Boise State (2-27-18)  
 3 vs. UNLV (2-17-18)  
 3 vs. Eastern Illinois (11-20-17)

### Blocked Shots

Season  
 Career 3 vs. Air Force (2-3-18)

### Minutes Played

Season 29 vs. Arkansas-Pine Bluff (11-6-18)  
 Career 36 vs. Gonzaga (12-21-17)



# 11 • MATT MITCHELL

FORWARD • 6-6 • 240 • SOPHOMORE - 1L  
 RIVERSIDE, CALIF. (ROOSEVELT HIGH)

### Mountain West Rankings (through Nov. 14)

- T-9th in assists (3.5), 10th in points per game (15.5), T-10th in field goal percentage (.435)

### Quick Hits

- Started 32 games as a true freshman, including 31 straight to end the year.
- Tied Devin Watson for the team lead in three-point field goals (49) last season.
- Returns as the team's second-leading scorer (10.5 points; tied with Jalen McDaniels).
- Last 11 games: 45-90 FG (50.0 percent), 17-45 3FG (37.8 percent).
- Has made 81 of his last 163 field-goal attempts (49.7 percent) over his last 20 games and 54-for-88 from two-point range (61.4 percent).
- Has at least one steal in 21 of his last 27 games (32 steals).
- Has made 52 of his last 137 three-point attempts (38.0 percent) after starting his career by going 0-for-10, covering three games.
- Made at least one three-point field goal in 26 of his last 32 games.
- Entered the Eastern Illinois game (Nov. 20, 2017) having made just two of his first 18 shots (0-10 3FG) on the season before going for 31 points (10-14 FG, 7-11 3FG) in 29 minutes.

### Season Highlights

- Had 10 points, five rebounds and four assists in the opener against Arkansas Pine-Bluff, knocking down a pair of three-pointers.
- Led the team in scoring with 21 points, five rebounds and three assists vs. Texas Southern in just 22 minutes.

### 2018-19 GAME-BY-GAME STATISTICS

| Opponent                  | GS | FG   | 3FG | FT  | O-D-R | PF | TP | A | TO | B | S | MP |
|---------------------------|----|------|-----|-----|-------|----|----|---|----|---|---|----|
| Arkansas-Pine Bluff       | *  | 3-9  | 2-5 | 2-2 | 1-4-5 | 1  | 10 | 4 | 4  | 0 | 1 | 29 |
| Texas Southern            | *  | 7-14 | 1-5 | 6-9 | 0-5-5 | 1  | 21 | 3 | 1  | 0 | 1 | 22 |
| vs. Duke                  |    |      |     |     |       |    |    |   |    |   |   |    |
| vs. TBD                   |    |      |     |     |       |    |    |   |    |   |   |    |
| vs. TBD                   |    |      |     |     |       |    |    |   |    |   |   |    |
| Jackson State             |    |      |     |     |       |    |    |   |    |   |   |    |
| at Illinois State         |    |      |     |     |       |    |    |   |    |   |   |    |
| San Diego                 |    |      |     |     |       |    |    |   |    |   |   |    |
| at California             |    |      |     |     |       |    |    |   |    |   |   |    |
| Cal State Dominguez Hills |    |      |     |     |       |    |    |   |    |   |   |    |
| Brigham Young             |    |      |     |     |       |    |    |   |    |   |   |    |
| Brown                     |    |      |     |     |       |    |    |   |    |   |   |    |
| CSUN                      |    |      |     |     |       |    |    |   |    |   |   |    |
| at Boise State            |    |      |     |     |       |    |    |   |    |   |   |    |
| Wyoming                   |    |      |     |     |       |    |    |   |    |   |   |    |
| at Air Force              |    |      |     |     |       |    |    |   |    |   |   |    |
| New Mexico                |    |      |     |     |       |    |    |   |    |   |   |    |
| at Fresno State           |    |      |     |     |       |    |    |   |    |   |   |    |
| UNLV                      |    |      |     |     |       |    |    |   |    |   |   |    |
| Air Force                 |    |      |     |     |       |    |    |   |    |   |   |    |
| at San Jose State         |    |      |     |     |       |    |    |   |    |   |   |    |
| at New Mexico             |    |      |     |     |       |    |    |   |    |   |   |    |
| Utah State                |    |      |     |     |       |    |    |   |    |   |   |    |
| at Colorado State         |    |      |     |     |       |    |    |   |    |   |   |    |
| Boise State               |    |      |     |     |       |    |    |   |    |   |   |    |
| Nevada                    |    |      |     |     |       |    |    |   |    |   |   |    |
| at UNLV                   |    |      |     |     |       |    |    |   |    |   |   |    |
| at Utah State             |    |      |     |     |       |    |    |   |    |   |   |    |
| San Jose State            |    |      |     |     |       |    |    |   |    |   |   |    |
| Fresno State              |    |      |     |     |       |    |    |   |    |   |   |    |
| at Nevada                 |    |      |     |     |       |    |    |   |    |   |   |    |

### MISCELLANEOUS STATS / SAN DIEGO STATE RECORD

| Category                 | 2018-19 Season |             | Career |          |
|--------------------------|----------------|-------------|--------|----------|
|                          | Games          | SDSU W/L    | Games  | SDSU W/L |
| Double-Figure Scoring    | 2              | 2-0         | 22     | 14-8     |
| 15-Point Games           | 1              | 1-0         | 7      | 6-1      |
| 20-Point Games           | 1              | 1-0         | 3      | 3-0      |
| Led SDSU in Scoring      | 1              | 1-0         | 7      | 5-2      |
| Led SDSU in Rebounding   | 0              | 0-0         | 3      | 1-2      |
| Led SDSU in Assists      | 0              | 0-0         | 3      | 1-2      |
| Multiple Steals          | 0              | 0-0         | 10     | 9-1      |
| One Turnover or Less     | 1              | 1-0         | 11     | 7-4      |
| <b>Consecutive Games</b> | <b>Current</b> | <b>Long</b> |        |          |
| Double-Figure Scoring    | 2              | 5           |        |          |
| Consecutive Games Played | 35             | 35          |        |          |
| Without Fouling Out      | 9              | 11          |        |          |
| With A Steal             | 2              | 9           |        |          |
| One Turnover or Less     | 2              | 2           |        |          |

## ► MITCHELL CAREER STATISTICS

| Year          | G-GS         | Min.-Avg.       | FG-FGA         | Pct.        | 3P-3PA        | Pct.        | FT-FTA       | Pct.        | OR        | DR         | Reb        | Avg.       | PF-D        | AT        | TO        | BS       | ST        | Pts        | Avg.        |
|---------------|--------------|-----------------|----------------|-------------|---------------|-------------|--------------|-------------|-----------|------------|------------|------------|-------------|-----------|-----------|----------|-----------|------------|-------------|
| 17-18         | 33-32        | 874-26.5        | 116-258        | .450        | 49-137        | .358        | 65-85        | .765        | 24        | 107        | 131        | 4.0        | 82-3        | 57        | 66        | 8        | 36        | 346        | 10.5        |
| 18-19         | 2-2          | 51-25.5         | 10-23          | .435        | 3-10          | .300        | 8-11         | .727        | 1         | 9          | 10         | 5.0        | 2-0         | 7         | 5         | 0        | 2         | 31         | 15.5        |
| <b>Totals</b> | <b>35-34</b> | <b>925-26.4</b> | <b>126-281</b> | <b>.448</b> | <b>52-147</b> | <b>.354</b> | <b>73-96</b> | <b>.760</b> | <b>25</b> | <b>116</b> | <b>141</b> | <b>4.0</b> | <b>84-3</b> | <b>64</b> | <b>71</b> | <b>8</b> | <b>38</b> | <b>377</b> | <b>10.8</b> |





## CAREER HIGHS

### Points

Season 16 vs. Texas Southern (11-14-18)  
 Career 16 vs. Texas Southern (11-14-18)

### Rebounds

Season 7 vs. Texas Southern (11-14-18)  
 Career 7 vs. Texas Southern (11-14-18)  
 7 vs. Washington State (11-26-17)

### Assists

Season 2 vs. Arkansas-Pine Bluff (11-6-18)  
 Career 2 vs. Arkansas-Pine Bluff (11-6-18)  
 2 vs. UNLV (2-17-18)  
 2 vs. Wyoming (2-14-18)  
 2 vs. Colorado State (1-24-18)  
 2 vs. San José State (1-9-18)  
 2 vs. Washington State (11-26-17)

### Field Goals

Season 3 vs. Texas Southern (11-14-18)  
 Career 5 vs. Wyoming (2-14-18)

### Field Goals Attempted

Season 6 vs. Arkansas-Pine Bluff (11-6-18)  
 Career 7 vs. San José State (1-9-18)  
 7 vs. Sacramento State (11-23-17)

### Three-Point Field Goals

Season 3 vs. Texas Southern (11-14-18)  
 Career 4 vs. Wyoming (2-14-18)

### Three-Point FG Attempted

Season 4 vs. Arkansas-Pine Bluff (11-6-18)  
 Career 5 vs. UNLV (2-17-18)  
 5 vs. Wyoming (2-14-18)  
 5 vs. Air Force (2-3-18)  
 5 vs. McNeese (11-17-17)

### Free Throws

Season 7 vs. Texas Southern (11-14-18)  
 Career 7 vs. Texas Southern (11-14-18)

### Free Throws Attempted

Season 7 vs. Texas Southern (11-14-18)  
 Career 7 vs. Texas Southern (11-14-18)

### Steals

Season 1 vs. Texas Southern (11-14-18)  
 1 vs. Arkansas-Pine Bluff (11-6-18)  
 Career 2 vs. San José State (1-9-18)

### Blocked Shots

Season 1 vs. Texas Southern (11-14-18)  
 Career 1 vs. Texas Southern (11-14-18)  
 1 at New Mexico (1-20-18)  
 1 at Wyoming (12-27-17)  
 1 vs. McNeese (11-17-17)

### Minutes Played

Season 28 vs. Arkansas-Pine Bluff (11-6-18)  
 Career 28 vs. Arkansas-Pine Bluff (11-6-18)



# 20 • JORDAN SCHAKEL

GUARD • 6-6 • 200 • SOPHOMORE - 1L  
 TORRANCE, CALIF. (BISHOP MONTGOMERY HIGH)

### NCAA Rankings (through Nov. 14)

- T-1st in free-throw percentage (1.000)

### Mountain West Rankings (through Nov. 14)

- T-1st in free-throw percentage (1.000), 4th in three-point field goal percentage (.571)

### Quick Hits

- One of four players to see action in all 33 games last season.
- Made 27 three-pointers in 33 games last season.
- Has just 10 turnovers in 508 minutes for his career (0.79 turnovers per 40 minutes).
- One turnover or less in 28 straight games (382 minutes).

### Season Highlights

- Earned his first career start in the opener against Arkansas-Pine Bluff, recording seven points, five rebounds, two assists and a steal in a career-high 28 minutes, going 4-for-4 from the free-throw line.
- Followed with a career-high 16 points and seven rebounds in 25 minutes against Texas Southern... Became just the second Aztec to record at least three 3-pointers, 7 rebounds and a perfect outing from the free-throw line (7-for-7) since the 1996-97 season (also Jamaal Franklin on March 16, 2012 vs. North Carolina State in the NCAA Tournament).

### 2018-19 GAME-BY-GAME STATISTICS

| Opponent                  | GS | FG  | 3FG | FT  | O-D-R | PF | TP | A | TO | B | S | MP |
|---------------------------|----|-----|-----|-----|-------|----|----|---|----|---|---|----|
| Arkansas-Pine Bluff       | *  | 1-6 | 1-4 | 4-4 | 1-4-5 | 1  | 7  | 2 | 1  | 0 | 1 | 28 |
| Texas Southern            | *  | 3-4 | 3-3 | 7-7 | 2-5-7 | 3  | 16 | 0 | 0  | 1 | 1 | 25 |
| vs. Duke                  |    |     |     |     |       |    |    |   |    |   |   |    |
| vs. TBD                   |    |     |     |     |       |    |    |   |    |   |   |    |
| Jackson State             |    |     |     |     |       |    |    |   |    |   |   |    |
| at Illinois State         |    |     |     |     |       |    |    |   |    |   |   |    |
| San Diego                 |    |     |     |     |       |    |    |   |    |   |   |    |
| at California             |    |     |     |     |       |    |    |   |    |   |   |    |
| Cal State Dominguez Hills |    |     |     |     |       |    |    |   |    |   |   |    |
| Brigham Young             |    |     |     |     |       |    |    |   |    |   |   |    |
| Brown                     |    |     |     |     |       |    |    |   |    |   |   |    |
| CSUN                      |    |     |     |     |       |    |    |   |    |   |   |    |
| at Boise State            |    |     |     |     |       |    |    |   |    |   |   |    |
| Wyoming                   |    |     |     |     |       |    |    |   |    |   |   |    |
| at Air Force              |    |     |     |     |       |    |    |   |    |   |   |    |
| New Mexico                |    |     |     |     |       |    |    |   |    |   |   |    |
| at Fresno State           |    |     |     |     |       |    |    |   |    |   |   |    |
| UNLV                      |    |     |     |     |       |    |    |   |    |   |   |    |
| Air Force                 |    |     |     |     |       |    |    |   |    |   |   |    |
| at San Jose State         |    |     |     |     |       |    |    |   |    |   |   |    |
| at New Mexico             |    |     |     |     |       |    |    |   |    |   |   |    |
| Utah State                |    |     |     |     |       |    |    |   |    |   |   |    |
| at Colorado State         |    |     |     |     |       |    |    |   |    |   |   |    |
| Boise State               |    |     |     |     |       |    |    |   |    |   |   |    |
| Nevada                    |    |     |     |     |       |    |    |   |    |   |   |    |
| at UNLV                   |    |     |     |     |       |    |    |   |    |   |   |    |
| at Utah State             |    |     |     |     |       |    |    |   |    |   |   |    |
| San Jose State            |    |     |     |     |       |    |    |   |    |   |   |    |
| Fresno State              |    |     |     |     |       |    |    |   |    |   |   |    |
| at Nevada                 |    |     |     |     |       |    |    |   |    |   |   |    |

### MISCELLANEOUS STATS / SAN DIEGO STATE RECORD

| Category                 | 2018-19 Season |             | Career |          |
|--------------------------|----------------|-------------|--------|----------|
|                          | Games          | SDSU W/L    | Games  | SDSU W/L |
| Double-Figure Scoring    | 1              | 1-0         | 2      | 2-0      |
| 15-Point Games           | 1              | 1-0         | 1      | 1-0      |
| Led SDSU in Scoring      | 0              | 0-0         | 0      | 0-0      |
| Led SDSU in Rebounding   | 0              | 0-0         | 0      | 0-0      |
| Led SDSU in Assists      | 0              | 0-0         | 0      | 0-0      |
| Multiple Three-Pointers  | 1              | 1-0         | 9      | 6-3      |
| One Turnover or Less     | 2              | 2-0         | 34     | 24-10    |
| <b>Consecutive Games</b> | <b>Current</b> | <b>Long</b> |        |          |
| Consecutive Games Played | 35             | 35          |        |          |
| Without Fouling Out      | 17             | 17          |        |          |
| Scoring A Point          | 5              | 7           |        |          |
| One Turnover or Less     | 28             | 28          |        |          |

## ► SCHAKEL CAREER STATISTICS

| Year          | G-GS        | Min.-Avg.       | FG-FGA        | Pct.        | 3P-3PA       | Pct.        | FT-FTA       | Pct.        | OR        | DR        | Reb       | Avg.       | PF-D        | AT        | TO        | BS       | ST        | Pts        | Avg.       |
|---------------|-------------|-----------------|---------------|-------------|--------------|-------------|--------------|-------------|-----------|-----------|-----------|------------|-------------|-----------|-----------|----------|-----------|------------|------------|
| 17-18         | 33-0        | 455-13.8        | 33-100        | .330        | 27-78        | .346        | 13-19        | .684        | 18        | 50        | 68        | 2.1        | 66-1        | 19        | 9         | 3        | 12        | 106        | 3.2        |
| 18-19         | 2-2         | 53-26.5         | 4-10          | .400        | 4-7          | .571        | 11-11        | 1.000       | 3         | 9         | 12        | 6.0        | 4-0         | 2         | 1         | 1        | 2         | 23         | 11.5       |
| <b>Totals</b> | <b>35-2</b> | <b>508-14.5</b> | <b>37-110</b> | <b>.336</b> | <b>31-85</b> | <b>.365</b> | <b>24-30</b> | <b>.800</b> | <b>21</b> | <b>59</b> | <b>80</b> | <b>2.3</b> | <b>70-1</b> | <b>21</b> | <b>10</b> | <b>4</b> | <b>14</b> | <b>129</b> | <b>3.7</b> |

## SEASON / CAREER HIGHS

### Points

Season  
Career 30 vs. Colorado (2-15-18)

### Rebounds

Season  
Career 9 vs. Montana State (11-11-16)

### Assists

Season  
Career 11 vs. Arizona (1-31-18)

### Field Goals

Season  
Career 11 vs. Colorado (2-15-18)  
11 vs. Utah Valley (11-30-16)

### Field Goals Attempted

Season  
Career 21 vs. Stanford (1-11-18)  
21 vs. Texas Southern (11-12-17)

### Three-Point Field Goals

Season  
Career 7 vs. Stanford (1-11-18)

### Three-Point FG Attempted

Season  
Career 15 vs. Stanford (1-11-18)

### Free Throws

Season  
Career 7 vs. Oregon (3-1-18)  
7 vs. Texas Southern (11-12-17)

### Free Throws Attempted

Season  
Career 10 vs. Texas Southern (11-12-17)

### Steals

Season  
Career 4 vs. Oregon (3-1-18)

### Blocked Shots

Season  
Career 1 vs. IUPUI (12-16-17)  
1 at Idaho (12-6-17)  
1 vs. San José State (11-27-16)

### Minutes Played

Season  
Career 42 vs. Oregon (3-7-18)



# 22 • MALACHI FLYNN

GUARD • 6-2 • 180 • JUNIOR - TR  
TACOMA, WASH. (BELLARMINE PREP/WASHINGTON STATE)

### Quick Hits

- Pronounced MAL-uh-ky.
- Will sit out the 2018-19 campaign after transferring from Washington State.
- Is coming off his best season in Pullman, averaging career highs in scoring (15.8), rebounding (2.3), assists (4.3) and steals (1.6).
- An all-Pac-12 Freshman Team honorable mention selection in 2016-17.
- Named to the Pac-12 All-Academic Second Team in 2017-18.
- Made a team-leading 77 three-pointers (seventh in WSU single-season history) last year, the most by a Cougar since Klay Thompson set the school record with 98 in 2011.
- Posted the 11th-best free throw percentage in WSU single-season history (.846) in 2017-18.
- Named Most Valuable Player of the Wooden Legacy, averaging 18.6 points and shooting 12-of-24 from 3-point range in three games, including 24 in the championship win over San Diego State.
- Ended the season scoring in double figures in nine of the final 11 games.
- Had a career-high 30 points in a win over Colorado (2-15-18).
- Compiled 1,625 career points at Bellarmine Prep in Tacoma, Wash., ranking second in school history.
- His 743 points in his final year set a Bellarmine Prep single-season scoring record, breaking the mark set by current NBA player, Avery Bradley, in 2008.
- As a senior, was named the Washington state player of the year for all classifications by the Associated Press, as well as the AP's State 4A Player of the Year and to the AP's first team all-State.

## MISCELLANEOUS STATS / SAN DIEGO STATE RECORD

| Category                  | 2018-19 Season |             | Career Games | Career SDSU W/L |
|---------------------------|----------------|-------------|--------------|-----------------|
|                           | Games          | SDSU W/L    |              |                 |
| Double-Figure Scoring     | 0              | 0-0         | 38           |                 |
| Double-Doubles            | 0              | 0-0         | 1            |                 |
| Led SDSU in Scoring       | 0              | 0-0         | 0            |                 |
| Led SDSU in Rebounding    | 0              | 0-0         | 0            |                 |
| Led SDSU in Assists       | 0              | 0-0         | 0            |                 |
| 15+ Point Games           | 0              | 0-0         | 22           |                 |
| 20+ Point Games           | 0              | 0-0         | 12           |                 |
| 2+ Assist Games           | 0              | 0-0         | 51           |                 |
| <b>Consecutive Games</b>  | <b>Current</b> | <b>Long</b> |              |                 |
| Double-Figure Scoring     | 1              | 6           |              |                 |
| With At Least 1 Assist    | 6              | 26          |              |                 |
| Played 30 or More Minutes | 1              | 6           |              |                 |

\* - 38 double-digit scoring games came while at Washington State.

## ► FLYNN CAREER STATISTICS

\* - Washington State

| Year          | G-GS         | Min.-Avg.         | FG-FGA         | Pct.        | 3P-3PA         | Pct.        | FT-FTA         | Pct.        | OR        | DR         | Reb        | Avg.       | PF-D         | AT         | TO         | BS       | ST        | Pts        | Avg.        |
|---------------|--------------|-------------------|----------------|-------------|----------------|-------------|----------------|-------------|-----------|------------|------------|------------|--------------|------------|------------|----------|-----------|------------|-------------|
| 16-17*        | 31-31        | 1,027-33.1        | 104-263        | .395        | 58-150         | .387        | 36-49          | .735        | 8         | 83         | 91         | 2.9        | 59-0         | 91         | 65         | 1        | 21        | 302        | 9.7         |
| 17-18*        | 31-30        | 1,035-33.4        | 162-392        | .413        | 77-228         | .338        | 88-104         | .846        | 22        | 84         | 106        | 3.4        | 56-0         | 132        | 66         | 2        | 49        | 489        | 15.8        |
| <b>Totals</b> | <b>62-61</b> | <b>2,062-33.3</b> | <b>266-655</b> | <b>.406</b> | <b>135-378</b> | <b>.357</b> | <b>124-153</b> | <b>.810</b> | <b>30</b> | <b>167</b> | <b>197</b> | <b>3.2</b> | <b>115-0</b> | <b>223</b> | <b>131</b> | <b>3</b> | <b>70</b> | <b>791</b> | <b>12.8</b> |

## CAREER HIGHS

### Points

Career 3 vs. Texas Southern (11-14-18)

### Rebounds

Career 1 vs. Texas Southern (11-14-18)

### Assists

Career

### Field Goals

Career 1 vs. Texas Southern (11-14-18)

### Field Goals Attempted

Career 1 vs. Texas Southern (11-14-18)

### Three-Point Field Goals

Career 1 vs. Texas Southern (11-14-18)

### Three-Point FG Attempted

Career 1 vs. Texas Southern (11-14-18)

### Free Throws

Career

### Free Throws Attempted

Career

### Steals


Career

### Blocked Shots

Career

### Minutes Played

Career 3 vs. Texas Southern (11-14-18)



# 23 • ED CHANG

FORWARD • 6-8 • 215 • FRESHMAN - HS  
PAPILLION, NEB. (GARFIELD HIGH (WASH.))

### Quick Hits

- Was a two-time all-state selection in Nebraska who averaged 18.1 points, 7.7 rebounds, 4.0 blocked shots and 1.2 steals as junior for Papillion La Vista.
- During his junior campaign, he reached the 1,000-point mark for his career and led the Monarchs to a 2016-17 Class A runner-up finish.
- Averaged 15.9 points and 9.5 rebounds as a sophomore.
- Did not play his senior year after moving to Washington, but was the No. 1 player in the state of Nebraska at the time of his relocation.

### Season Highlights

- After not playing against Arkansas-Pine Bluff, made his collegiate debut late vs. Texas Southern, making a three-pointer on his only shot attempt and adding a defensive rebound in three minutes of action.

### 2018-19 GAME-BY-GAME STATISTICS

| Opponent                  | GS  | FG               | 3FG | FT    | O-D-R | PF | TP | A | TO | B | S | MP |  |
|---------------------------|-----|------------------|-----|-------|-------|----|----|---|----|---|---|----|--|
| Arkansas-Pine Bluff       |     | -Did Not Play-CD |     |       |       |    |    |   |    |   |   |    |  |
| Texas Southern            | 1-1 | 1-1              | 0-0 | 0-1-1 | 0     | 3  | 0  | 0 | 0  | 0 | 0 | 3  |  |
| vs. Duke                  |     |                  |     |       |       |    |    |   |    |   |   |    |  |
| vs. TBD                   |     |                  |     |       |       |    |    |   |    |   |   |    |  |
| vs. TBD                   |     |                  |     |       |       |    |    |   |    |   |   |    |  |
| Jackson State             |     |                  |     |       |       |    |    |   |    |   |   |    |  |
| at Illinois State         |     |                  |     |       |       |    |    |   |    |   |   |    |  |
| San Diego                 |     |                  |     |       |       |    |    |   |    |   |   |    |  |
| at California             |     |                  |     |       |       |    |    |   |    |   |   |    |  |
| Cal State Dominguez Hills |     |                  |     |       |       |    |    |   |    |   |   |    |  |
| Brigham Young             |     |                  |     |       |       |    |    |   |    |   |   |    |  |
| Brown                     |     |                  |     |       |       |    |    |   |    |   |   |    |  |
| CSUN                      |     |                  |     |       |       |    |    |   |    |   |   |    |  |
| at Boise State            |     |                  |     |       |       |    |    |   |    |   |   |    |  |
| Wyoming                   |     |                  |     |       |       |    |    |   |    |   |   |    |  |
| at Air Force              |     |                  |     |       |       |    |    |   |    |   |   |    |  |
| New Mexico                |     |                  |     |       |       |    |    |   |    |   |   |    |  |
| at Fresno State           |     |                  |     |       |       |    |    |   |    |   |   |    |  |
| UNLV                      |     |                  |     |       |       |    |    |   |    |   |   |    |  |
| Air Force                 |     |                  |     |       |       |    |    |   |    |   |   |    |  |
| at San Jose State         |     |                  |     |       |       |    |    |   |    |   |   |    |  |
| at New Mexico             |     |                  |     |       |       |    |    |   |    |   |   |    |  |
| Utah State                |     |                  |     |       |       |    |    |   |    |   |   |    |  |
| at Colorado State         |     |                  |     |       |       |    |    |   |    |   |   |    |  |
| Boise State               |     |                  |     |       |       |    |    |   |    |   |   |    |  |
| Nevada                    |     |                  |     |       |       |    |    |   |    |   |   |    |  |
| at UNLV                   |     |                  |     |       |       |    |    |   |    |   |   |    |  |
| at Utah State             |     |                  |     |       |       |    |    |   |    |   |   |    |  |
| San Jose State            |     |                  |     |       |       |    |    |   |    |   |   |    |  |
| Fresno State              |     |                  |     |       |       |    |    |   |    |   |   |    |  |
| at Nevada                 |     |                  |     |       |       |    |    |   |    |   |   |    |  |

### MISCELLANEOUS STATS / SAN DIEGO STATE RECORD

| Category                 | 2018-19 Season |             |
|--------------------------|----------------|-------------|
|                          | Games          | SDSU W/L    |
| Double-Figure Scoring    | 0              | 0-0         |
| 15-Point Games           | 0              | 0-0         |
| Led SDSU in Scoring      | 0              | 0-0         |
| Led SDSU in Rebounding   | 0              | 0-0         |
| Led SDSU in Assists      | 0              | 0-0         |
| Multiple Three-Pointers  | 0              | 0-0         |
| One Turnover or Less     | 1              | 1-0         |
| <b>Consecutive Games</b> | <b>Current</b> | <b>Long</b> |
| Consecutive Games Played | 1              | 1           |
| Scoring A Point          | 1              | 1           |
| One Turnover or Less     | 1              | 1           |

## ▶ CHANG CAREER STATISTICS

| Year  | G-GS | Min.-Avg. | FG-FGA | Pct.  | 3P-3PA | Pct.  | FT-FTA | Pct. | OR | DR | Reb | Avg. | PF-D | AT | TO | BS | ST | Pts | Avg. |
|-------|------|-----------|--------|-------|--------|-------|--------|------|----|----|-----|------|------|----|----|----|----|-----|------|
| 18-19 | 1-0  | 3-3.0     | 1-1    | 1.000 | 1-1    | 1.000 | 0-0    | .000 | 0  | 1  | 1   | 1.0  | 0-0  | 0  | 0  | 0  | 0  | 3   | 3.0  |

## SEASON / CAREER HIGHS

### Points

Season 8 vs. Texas Southern (11-14-18)  
Career 18 vs. Wyoming (2-14-18)

### Rebounds

Season 5 vs. Texas Southern (11-14-18)  
Career 7 vs. Washington State (11-26-17)  
7 vs. SD Christian (11-10-17)

### Assists

Season 1 vs. Texas Southern (11-14-18)  
1 vs. Arkansas-Pine Bluff (11-6-18)  
Career 2 vs. UNLV (2-17-18)  
2 vs. Bradley (12-3-17)

### Field Goals

Season 3 vs. Texas Southern (11-14-18)  
Career 8 vs. Wyoming (2-14-18)

### Field Goals Attempted

Season 3 vs. Texas Southern (11-14-18)  
3 vs. Arkansas-Pine Bluff (11-6-18)  
Career 10 vs. Wyoming (2-14-18)

### Three-Point Field Goals

Season  
Career 1 at San José State (2-24-18)  
1 vs. UNLV (2-17-18)  
1 vs. Wyoming (2-14-18)  
1 vs. McNeese (11-17-17)  
1 at Utah State (2-15-17)

### Three-Point FG Attempted

Season  
Career 2 vs. UNLV (2-17-18)

### Free Throws

Season 2 vs. Texas Southern (11-14-18)  
Career 4 vs. Boise State (2-27-18)

### Free Throws Attempted

Season 4 vs. Texas Southern (11-14-18)  
Career 4 vs. Texas Southern (11-14-18)  
4 vs. Boise State (2-27-18)  
4 vs. Sacramento State (11-23-17)

### Steals

Season  
Career 2 vs. Bradley (12-3-17)

### Blocked Shots

Season 1 vs. Texas Southern (11-14-18)  
Career 1 vs. Texas Southern (11-14-18)  
1 at San José State (2-24-18)  
1 vs. Fresno State (1-17-18)  
1 vs. Washington State (11-26-17)

### Minutes Played

Season 13 vs. Texas Southern (11-14-18)  
Career 24 vs. Sacramento State (11-23-17)



# 24 • NOLAN NARAIN

FORWARD • 6-10 • 230 • JUNIOR - 2L  
HAMILTON, ONTARIO, CANADA (LA LUMIERE SCHOOL (IND.))

## 2018-19 GAME-BY-GAME STATISTICS

| Opponent                  | GS  | FG  | 3FG | FT    | O-D-R | PF | TP | A | TO | B | S  | MP |
|---------------------------|-----|-----|-----|-------|-------|----|----|---|----|---|----|----|
| Arkansas-Pine Bluff       | 2-3 | 0-0 | 0-0 | 1-2-3 | 4     | 4  | 1  | 2 | 0  | 0 | 11 |    |
| Texas Southern            | 3-3 | 0-0 | 2-4 | 3-2-5 | 1     | 8  | 1  | 0 | 1  | 0 | 13 |    |
| vs. Duke                  |     |     |     |       |       |    |    |   |    |   |    |    |
| vs. TBD                   |     |     |     |       |       |    |    |   |    |   |    |    |
| Jackson State             |     |     |     |       |       |    |    |   |    |   |    |    |
| at Illinois State         |     |     |     |       |       |    |    |   |    |   |    |    |
| San Diego                 |     |     |     |       |       |    |    |   |    |   |    |    |
| at California             |     |     |     |       |       |    |    |   |    |   |    |    |
| Cal State Dominguez Hills |     |     |     |       |       |    |    |   |    |   |    |    |
| Brigham Young             |     |     |     |       |       |    |    |   |    |   |    |    |
| Brown                     |     |     |     |       |       |    |    |   |    |   |    |    |
| CSUN                      |     |     |     |       |       |    |    |   |    |   |    |    |
| at Boise State            |     |     |     |       |       |    |    |   |    |   |    |    |
| Wyoming                   |     |     |     |       |       |    |    |   |    |   |    |    |
| at Air Force              |     |     |     |       |       |    |    |   |    |   |    |    |
| New Mexico                |     |     |     |       |       |    |    |   |    |   |    |    |
| at Fresno State           |     |     |     |       |       |    |    |   |    |   |    |    |
| UNLV                      |     |     |     |       |       |    |    |   |    |   |    |    |
| Air Force                 |     |     |     |       |       |    |    |   |    |   |    |    |
| at San Jose State         |     |     |     |       |       |    |    |   |    |   |    |    |
| at New Mexico             |     |     |     |       |       |    |    |   |    |   |    |    |
| Utah State                |     |     |     |       |       |    |    |   |    |   |    |    |
| at Colorado State         |     |     |     |       |       |    |    |   |    |   |    |    |
| Boise State               |     |     |     |       |       |    |    |   |    |   |    |    |
| Nevada                    |     |     |     |       |       |    |    |   |    |   |    |    |
| at UNLV                   |     |     |     |       |       |    |    |   |    |   |    |    |
| at Utah State             |     |     |     |       |       |    |    |   |    |   |    |    |
| San Jose State            |     |     |     |       |       |    |    |   |    |   |    |    |
| Fresno State              |     |     |     |       |       |    |    |   |    |   |    |    |
| at Nevada                 |     |     |     |       |       |    |    |   |    |   |    |    |

## MISCELLANEOUS STATS / SAN DIEGO STATE RECORD

| Category                 | 2018-19 Season Games | SDSU W/L | Career Games | Career SDSU W/L |
|--------------------------|----------------------|----------|--------------|-----------------|
| Double-Figure Scoring    | 0                    | 0-0      | 2            | 1-1             |
| 15-Point Games           | 0                    | 0-0      | 1            | 1-0             |
| Led SDSU in Scoring      | 0                    | 0-0      | 1            | 1-0             |
| Led SDSU in Rebounding   | 0                    | 0-0      | 0            | 0-0             |
| Led SDSU in Assists      | 0                    | 0-0      | 0            | 0-0             |
| Multiple Steals          | 0                    | 0-0      | 1            | 1-0             |
| One Turnover or Less     | 1                    | 1-0      | 29           | 21-8            |
| Consecutive Games        | Current              | Long     |              |                 |
| Consecutive Games Played | 2                    | 10       |              |                 |
| Without Fouling Out      | 34                   | 34       |              |                 |
| Scoring A Point          | 2                    | 5        |              |                 |
| One Turnover or Less     | 1                    | 13       |              |                 |

## ► NARAIN CAREER STATISTICS

| Year          | G-GS        | Min.-Avg.      | FG-FGA       | Pct.        | 3P-3PA      | Pct.        | FT-FTA       | Pct.        | OR        | DR        | Reb       | Avg.       | PF-D        | AT       | TO        | BS       | ST       | Pts        | Avg.       |
|---------------|-------------|----------------|--------------|-------------|-------------|-------------|--------------|-------------|-----------|-----------|-----------|------------|-------------|----------|-----------|----------|----------|------------|------------|
| 16-17         | 9-0         | 55-6.1         | 6-18         | .333        | 1-4         | .250        | 0-0          | .000        | 2         | 7         | 9         | 1.0        | 9-0         | 0        | 3         | 0        | 1        | 13         | 1.4        |
| 17-18         | 23-1        | 248-10.8       | 44-64        | .688        | 4-11        | .364        | 15-23        | .652        | 21        | 25        | 46        | 2.0        | 37-0        | 7        | 18        | 3        | 5        | 107        | 4.7        |
| 18-19         | 2-0         | 24-12.0        | 5-6          | .833        | 0-0         | .000        | 2-4          | .500        | 4         | 4         | 8         | 4.0        | 5-0         | 2        | 2         | 1        | 0        | 12         | 6.0        |
| <b>Totals</b> | <b>34-1</b> | <b>327-9.6</b> | <b>55-88</b> | <b>.625</b> | <b>5-15</b> | <b>.333</b> | <b>17-27</b> | <b>.630</b> | <b>27</b> | <b>36</b> | <b>63</b> | <b>1.9</b> | <b>51-0</b> | <b>9</b> | <b>23</b> | <b>4</b> | <b>6</b> | <b>132</b> | <b>3.9</b> |

## SEASON / CAREER HIGHS

### Points

Career 11 vs. Texas Southern (11-14-18)

### Rebounds

Career 5 vs. Texas Southern (11-14-18)

### Assists

Career 2 vs. Texas Southern (11-14-18)

### Field Goals

Career 3 vs. Texas Southern (11-14-18)

### Field Goals Attempted

Career 4 vs. Texas Southern (11-14-18)

### Three-Point Field Goals

Career

### Three-Point FG Attempted

Career

### Free Throws

Career 5 vs. Texas Southern (11-14-18)

### Free Throws Attempted

Career 6 vs. Texas Southern (11-14-18)

### Steals

Career 1 vs. Texas Southern (11-14-18)

### Blocked Shots

Career 2 vs. Texas Southern (11-14-18)

### Minutes Played

Career 20 vs. Texas Southern (11-14-18)



# 31 • NATHAN MENSAH

FORWARD • 6-10 • 225 • FRESHMAN - HS  
ACCRA, GHANA (FINDLAY PREP (NEV.))

### Quick Hits

- Pronounced men-ZAH.
- No relation to fellow freshman Joel Mensah.
- Prepped at powerhouse Findlay Prep in Nevada.
- Considered the 14th-best center nationally and a four-star signee by ESPN.
- Averaged 8.3 points, 7.0 rebounds and 1.5 blocked shots in 2017-18 at for a 32-5 Findlay Prep team.
- Prior to his time at Findlay, played at Prolific Prep in Napa, Calif., where he led the 2016-17 squad to a 29-2 record, a No. 13 national ranking and a No. 4 rating in the state.

### Season Highlights

- Made his collegiate debut in the opener against Arkansas-Pine Bluff, making two free-throws with three rebounds and a blocked shot in 13 turnover-free minutes.
- Had a breakout game in 20 minutes against Texas Southern, scoring 11 points with five rebounds, two blocked shots and two assists, going 3-for-4 from the field and 5-for-6 from the charity stripe.

### 2018-19 GAME-BY-GAME STATISTICS

| Opponent                  | GS  | FG  | 3FG | FT    | O-D-R | PF | TP | A | TO | B | S  | MP |
|---------------------------|-----|-----|-----|-------|-------|----|----|---|----|---|----|----|
| Arkansas-Pine Bluff       | 0-2 | 0-0 | 2-4 | 1-2-3 | 1     | 2  | 0  | 0 | 1  | 0 | 13 |    |
| Texas Southern            | 3-4 | 0-0 | 5-6 | 2-3-5 | 2     | 11 | 2  | 1 | 2  | 1 | 20 |    |
| vs. Duke                  |     |     |     |       |       |    |    |   |    |   |    |    |
| vs. TBD                   |     |     |     |       |       |    |    |   |    |   |    |    |
| Jackson State             |     |     |     |       |       |    |    |   |    |   |    |    |
| at Illinois State         |     |     |     |       |       |    |    |   |    |   |    |    |
| San Diego                 |     |     |     |       |       |    |    |   |    |   |    |    |
| at California             |     |     |     |       |       |    |    |   |    |   |    |    |
| Cal State Dominguez Hills |     |     |     |       |       |    |    |   |    |   |    |    |
| Brigham Young             |     |     |     |       |       |    |    |   |    |   |    |    |
| Brown                     |     |     |     |       |       |    |    |   |    |   |    |    |
| CSUN                      |     |     |     |       |       |    |    |   |    |   |    |    |
| at Boise State            |     |     |     |       |       |    |    |   |    |   |    |    |
| Wyoming                   |     |     |     |       |       |    |    |   |    |   |    |    |
| at Air Force              |     |     |     |       |       |    |    |   |    |   |    |    |
| New Mexico                |     |     |     |       |       |    |    |   |    |   |    |    |
| at Fresno State           |     |     |     |       |       |    |    |   |    |   |    |    |
| UNLV                      |     |     |     |       |       |    |    |   |    |   |    |    |
| Air Force                 |     |     |     |       |       |    |    |   |    |   |    |    |
| at San Jose State         |     |     |     |       |       |    |    |   |    |   |    |    |
| at New Mexico             |     |     |     |       |       |    |    |   |    |   |    |    |
| Utah State                |     |     |     |       |       |    |    |   |    |   |    |    |
| at Colorado State         |     |     |     |       |       |    |    |   |    |   |    |    |
| Boise State               |     |     |     |       |       |    |    |   |    |   |    |    |
| Nevada                    |     |     |     |       |       |    |    |   |    |   |    |    |
| at UNLV                   |     |     |     |       |       |    |    |   |    |   |    |    |
| at Utah State             |     |     |     |       |       |    |    |   |    |   |    |    |
| San Jose State            |     |     |     |       |       |    |    |   |    |   |    |    |
| Fresno State              |     |     |     |       |       |    |    |   |    |   |    |    |
| at Nevada                 |     |     |     |       |       |    |    |   |    |   |    |    |

### MISCELLANEOUS STATS / SAN DIEGO STATE RECORD

| Category                 | 2018-19 Season |             |
|--------------------------|----------------|-------------|
|                          | Games          | SDSU W/L    |
| Double-Figure Scoring    | 1              | 1-0         |
| 15-Point Games           | 0              | 0-0         |
| Led SDSU in Scoring      | 0              | 0-0         |
| Led SDSU in Rebounding   | 0              | 0-0         |
| Led SDSU in Assists      | 0              | 0-0         |
| One Turnover or Less     | 2              | 2-0         |
| <b>Consecutive Games</b> | <b>Current</b> | <b>Long</b> |
| Double-Figure Scoring    | 1              | 1           |
| Consecutive Games Played | 2              | 2           |
| Without Fouling Out      | 2              | 2           |
| Scoring A Point          | 2              | 2           |
| One Turnover or Less     | 2              | 2           |

## ► N. MENSAH CAREER STATISTICS

| Year  | G-GS | Min.-Avg. | FG-FGA | Pct. | 3P-3PA | Pct. | FT-FTA | Pct. | OR | DR | Reb | Avg. | PF-D | AT | TO | BS | ST | Pts | Avg. |
|-------|------|-----------|--------|------|--------|------|--------|------|----|----|-----|------|------|----|----|----|----|-----|------|
| 18-19 | 2-0  | 33-16.5   | 3-6    | .500 | 0-0    | .000 | 7-10   | .700 | 3  | 5  | 8   | 4.0  | 3-0  | 2  | 1  | 3  | 1  | 13  | 6.5  |

## SEASON / CAREER HIGHS

### Points

Career 4 vs. Texas Southern (11-14-18)

### Rebounds

Career 2 vs. Texas Southern (11-14-18)

### Assists

Career

### Field Goals

Career 2 vs. Texas Southern (11-14-18)

### Field Goals Attempted

Career 3 vs. Texas Southern (11-14-18)

### Three-Point Field Goals

Career

### Three-Point FG Attempted

Career

### Free Throws

Career 2 vs. Arkansas-Pine Bluff (11-6-18)

### Free Throws Attempted

Career 2 vs. Arkansas-Pine Bluff (11-6-18)

### Steals

Career

### Blocked Shots

Career

### Minutes Played

Career 6 vs. Texas Southern (11-14-18)



# 35 • JOEL MENSAH

FORWARD • 6-10 • 215 • FRESHMAN - HS  
ACCRA, GHANA (JSERRA CATHOLIC HIGH (CALIF.))

### Quick Hits

- Pronounced men-ZAH.
- No relation to fellow freshman Nathan Mensah.
- Averaged 15.9 points, 8.8 rebounds, 1.2 steals and 1.4 blocked shots in his final season at JSerra High.
- Was a four-star player, ranking No. 29 among all centers nationally, according to ESPN.

### Season Highlights

- Played his first career game in the opener vs. Arkansas-Pine Bluff, scoring two points on a pair of free-throws in four minutes.
- Registered four points and two rebounds vs. Texas Southern.

### 2018-19 GAME-BY-GAME STATISTICS

| Opponent                  | GS  | FG  | 3FG | FT    | O-D-R | PF | TP | A | TO | B | S | MP |
|---------------------------|-----|-----|-----|-------|-------|----|----|---|----|---|---|----|
| Arkansas-Pine Bluff       | 0-2 | 0-0 | 2-2 | 0-0-0 | 1     | 2  | 0  | 0 | 0  | 0 | 0 | 4  |
| Texas Southern            | 2-3 | 0-0 | 0-0 | 1-1-2 | 0     | 4  | 0  | 0 | 0  | 0 | 0 | 6  |
| vs. Duke                  |     |     |     |       |       |    |    |   |    |   |   |    |
| vs. TBD                   |     |     |     |       |       |    |    |   |    |   |   |    |
| Jackson State             |     |     |     |       |       |    |    |   |    |   |   |    |
| at Illinois State         |     |     |     |       |       |    |    |   |    |   |   |    |
| San Diego                 |     |     |     |       |       |    |    |   |    |   |   |    |
| at California             |     |     |     |       |       |    |    |   |    |   |   |    |
| Cal State Dominguez Hills |     |     |     |       |       |    |    |   |    |   |   |    |
| Brigham Young             |     |     |     |       |       |    |    |   |    |   |   |    |
| Brown                     |     |     |     |       |       |    |    |   |    |   |   |    |
| CSUN                      |     |     |     |       |       |    |    |   |    |   |   |    |
| at Boise State            |     |     |     |       |       |    |    |   |    |   |   |    |
| Wyoming                   |     |     |     |       |       |    |    |   |    |   |   |    |
| at Air Force              |     |     |     |       |       |    |    |   |    |   |   |    |
| New Mexico                |     |     |     |       |       |    |    |   |    |   |   |    |
| at Fresno State           |     |     |     |       |       |    |    |   |    |   |   |    |
| UNLV                      |     |     |     |       |       |    |    |   |    |   |   |    |
| Air Force                 |     |     |     |       |       |    |    |   |    |   |   |    |
| at San Jose State         |     |     |     |       |       |    |    |   |    |   |   |    |
| at New Mexico             |     |     |     |       |       |    |    |   |    |   |   |    |
| Utah State                |     |     |     |       |       |    |    |   |    |   |   |    |
| at Colorado State         |     |     |     |       |       |    |    |   |    |   |   |    |
| Boise State               |     |     |     |       |       |    |    |   |    |   |   |    |
| Nevada                    |     |     |     |       |       |    |    |   |    |   |   |    |
| at UNLV                   |     |     |     |       |       |    |    |   |    |   |   |    |
| at Utah State             |     |     |     |       |       |    |    |   |    |   |   |    |
| San Jose State            |     |     |     |       |       |    |    |   |    |   |   |    |
| Fresno State              |     |     |     |       |       |    |    |   |    |   |   |    |
| at Nevada                 |     |     |     |       |       |    |    |   |    |   |   |    |

### MISCELLANEOUS STATS / SAN DIEGO STATE RECORD

| Category                 | 2018-19 Season |             |
|--------------------------|----------------|-------------|
|                          | Games          | SDSU W/L    |
| Double-Figure Scoring    | 0              | 0-0         |
| 15-Point Games           | 0              | 0-0         |
| Led SDSU in Scoring      | 0              | 0-0         |
| Led SDSU in Rebounding   | 0              | 0-0         |
| Led SDSU in Assists      | 0              | 0-0         |
| One Turnover or Less     | 2              | 2-0         |
| <b>Consecutive Games</b> | <b>Current</b> | <b>Long</b> |
| Consecutive Games Played | 2              | 2           |
| Scoring A Point          | 2              | 2           |
| One Turnover or Less     | 2              | 2           |

## ► J. MENSAH CAREER STATISTICS

| Year  | G-GS | Min.-Avg. | FG-FGA | Pct. | 3P-3PA | Pct. | FT-FTA | Pct.  | OR | DR | Reb | Avg. | PF-D | AT | TO | BS | ST | Pts | Avg. |
|-------|------|-----------|--------|------|--------|------|--------|-------|----|----|-----|------|------|----|----|----|----|-----|------|
| 18-19 | 2-0  | 10-5.0    | 2-5    | .400 | 0-0    | .000 | 2-2    | 1.000 | 1  | 1  | 2   | 1.0  | 1-0  | 0  | 0  | 0  | 0  | 6   | 3.0  |

## SEASON / CAREER HIGHS

### Points

Season 14 vs. Arkansas-Pine Bluff (11-6-18)  
 Career 30 at Nevada (1-4-17)

### Rebounds

Season 2 vs. Texas Southern (11-14-18)  
 Career 7 vs. San José State (1-10-17)

### Assists

Season 3 vs. Arkansas-Pine Bluff (11-6-18)  
 Career 9 vs. Savannah State (11-28-16)

### Field Goals

Season 5 vs. Arkansas-Pine Bluff (11-6-18)  
 Career 12 at Nevada (1-4-17)

### Field Goals Attempted

Season 9 vs. Arkansas-Pine Bluff (11-6-18)  
 Career 25 at Nevada (1-4-17)

### Three-Point Field Goals

Season 2 vs. Arkansas-Pine Bluff (11-6-18)  
 Career 7 at Grand Canyon (12-7-16)

### Three-Point FG Attempted

Season 5 vs. Arkansas-Pine Bluff (11-6-18)  
 Career 12 at Nevada (1-4-17)

### Free Throws

Season 2 vs. Arkansas-Pine Bluff (11-6-18)  
 Career 10 vs. New Mexico (2-6-16)

### Free Throws Attempted

Season 4 vs. Arkansas-Pine Bluff (11-6-18)  
 Career 10 vs. New Mexico (2-6-16)

### Steals

Season 3 vs. Arkansas-Pine Bluff (11-6-18)  
 Career 4 at Wyoming (2-24-16)

### Blocked Shots

Season 1 vs. Arkansas-Pine Bluff (11-6-18)  
 Career 2 vs. Fresno State (3-8-18)  
 2 vs. San José State (1-10-17)  
 2 vs. California (11-21-16)  
 2 vs. Wyoming (12-30-15)  
 2 at Utah (11-16-15)

### Minutes Played

Season 29 vs. Texas Southern (11-14-18)  
 Career 38 vs. New Mexico (2-6-16)



# 42 • JEREMY HEMSLEY

GUARD • 6-3 • 195 • SENIOR - 3L  
 RANCHO CUCAMONGA, CALIF. (DAMIEN HIGH)

### Quick Hits

- Became the 32nd member of the school's 1,000-point club at UNLV (1-27-18).
- Is 50 for his last 102 from the field (49.0 percent) over his last 17 games.
- SDSU is 16-3 when he has at least four assists, 15-6 when he scores at least 15 points and 36-13 when he commits one turnover or less.
- Had multiple assists in 19 of 33 games last season and at least three in 14 of them.
- Was 3-for-3 from three-point range at Colorado State (1-2-18), it was just the 19th time in the last 20 seasons that an Aztec player was perfect from beyond the arc (min: 3FGA) and the first time since Matt Shrigley on March 21, 2016.

### Season Highlights

- Had 14 points, three assists and three steals in a start in the opener against Arkansas-Pine Bluff, making 5 of 9 field goals.
- Recorded 10 points vs. Texas Southern.

### 2018-19 GAME-BY-GAME STATISTICS

| Opponent                  | GS | FG  | 3FG | FT  | O-D-R | PF | TP | A | TO | B | S | MP |
|---------------------------|----|-----|-----|-----|-------|----|----|---|----|---|---|----|
| Arkansas-Pine Bluff       | *  | 5-9 | 2-5 | 2-4 | 0-1-1 | 1  | 14 | 3 | 1  | 1 | 3 | 28 |
| Texas Southern            | *  | 4-7 | 1-2 | 1-2 | 0-2-2 | 1  | 10 | 2 | 1  | 0 | 1 | 29 |
| vs. Duke                  |    |     |     |     |       |    |    |   |    |   |   |    |
| vs. TBD                   |    |     |     |     |       |    |    |   |    |   |   |    |
| Jackson State             |    |     |     |     |       |    |    |   |    |   |   |    |
| at Illinois State         |    |     |     |     |       |    |    |   |    |   |   |    |
| San Diego                 |    |     |     |     |       |    |    |   |    |   |   |    |
| at California             |    |     |     |     |       |    |    |   |    |   |   |    |
| Cal State Dominguez Hills |    |     |     |     |       |    |    |   |    |   |   |    |
| Brigham Young             |    |     |     |     |       |    |    |   |    |   |   |    |
| Brown                     |    |     |     |     |       |    |    |   |    |   |   |    |
| CSUN                      |    |     |     |     |       |    |    |   |    |   |   |    |
| at Boise State            |    |     |     |     |       |    |    |   |    |   |   |    |
| Wyoming                   |    |     |     |     |       |    |    |   |    |   |   |    |
| at Air Force              |    |     |     |     |       |    |    |   |    |   |   |    |
| New Mexico                |    |     |     |     |       |    |    |   |    |   |   |    |
| at Fresno State           |    |     |     |     |       |    |    |   |    |   |   |    |
| UNLV                      |    |     |     |     |       |    |    |   |    |   |   |    |
| Air Force                 |    |     |     |     |       |    |    |   |    |   |   |    |
| at San Jose State         |    |     |     |     |       |    |    |   |    |   |   |    |
| at New Mexico             |    |     |     |     |       |    |    |   |    |   |   |    |
| Utah State                |    |     |     |     |       |    |    |   |    |   |   |    |
| at Colorado State         |    |     |     |     |       |    |    |   |    |   |   |    |
| Boise State               |    |     |     |     |       |    |    |   |    |   |   |    |
| Nevada                    |    |     |     |     |       |    |    |   |    |   |   |    |
| at UNLV                   |    |     |     |     |       |    |    |   |    |   |   |    |
| at Utah State             |    |     |     |     |       |    |    |   |    |   |   |    |
| San Jose State            |    |     |     |     |       |    |    |   |    |   |   |    |
| Fresno State              |    |     |     |     |       |    |    |   |    |   |   |    |
| at Nevada                 |    |     |     |     |       |    |    |   |    |   |   |    |

### MISCELLANEOUS STATS / SAN DIEGO STATE RECORD

| Category                  | 2018-19 Season |             | Career Games | Career SDSU W/L |
|---------------------------|----------------|-------------|--------------|-----------------|
|                           | Games          | SDSU W/L    |              |                 |
| Double-Figure Scoring     | 1              | 1-0         | 58           | 40-18           |
| Double-Figure Assists     | 0              | 0-0         | 0            | 0-0             |
| Double-Doubles            | 0              | 0-0         | 0            | 0-0             |
| Led SDSU in Scoring       | 0              | 0-0         | 27           | 16-11           |
| Led SDSU in Rebounding    | 0              | 0-0         | 0            | 0-0             |
| Led SDSU in Assists       | 0              | 0-0         | 31           | 21-10           |
| 15+ Point Games           | 0              | 0-0         | 21           | 15-6            |
| 5+ Assist Games           | 0              | 0-0         | 12           | 11-1            |
| One Turnover or Less      | 1              | 1-0         | 48           | 35-13           |
| <b>Consecutive Games</b>  | <b>Current</b> | <b>Long</b> |              |                 |
| Double-Figure Scoring     | 1              | 8           |              |                 |
| With At Least 1 Assist    | 1              | 11          |              |                 |
| Played 30 or More Minutes | 0              | 4           |              |                 |

## ► HEMSLEY CAREER STATISTICS

| Year          | G-GS          | Min.-Avg.         | FG-FGA         | Pct.        | 3P-3PA         | Pct.        | FT-FTA         | Pct.        | OR        | DR         | Reb        | Avg.       | PF-D         | AT         | TO         | BS        | ST        | Pts          | Avg.        |
|---------------|---------------|-------------------|----------------|-------------|----------------|-------------|----------------|-------------|-----------|------------|------------|------------|--------------|------------|------------|-----------|-----------|--------------|-------------|
| 15-16         | 37-25         | 1,014-27.4        | 147-342        | .430        | 42-118         | .356        | 107-141        | .759        | 19        | 70         | 89         | 2.4        | 82-3         | 68         | 71         | 12        | 27        | 443          | 12.0        |
| 16-17         | 32-31         | 917-28.7          | 146-352        | .415        | 56-150         | .373        | 64-102         | .627        | 16        | 62         | 78         | 2.4        | 67-1         | 66         | 64         | 9         | 20        | 412          | 12.9        |
| 17-18         | 32-7          | 698-21.8          | 81-188         | .431        | 21-79          | .266        | 49-80          | .613        | 6         | 49         | 55         | 1.7        | 58-0         | 67         | 55         | 5         | 21        | 232          | 7.3         |
| 18-19         | 2-2           | 57-28.5           | 9-16           | .563        | 3-7            | .429        | 3-6            | .500        | 0         | 3          | 3          | 1.5        | 2-0          | 5          | 2          | 1         | 4         | 24           | 12.0        |
| <b>Totals</b> | <b>103-65</b> | <b>2,686-26.1</b> | <b>383-898</b> | <b>.427</b> | <b>122-354</b> | <b>.345</b> | <b>223-329</b> | <b>.678</b> | <b>41</b> | <b>184</b> | <b>225</b> | <b>2.2</b> | <b>209-4</b> | <b>206</b> | <b>192</b> | <b>27</b> | <b>72</b> | <b>1,111</b> | <b>10.8</b> |



# Game 1

San Diego State 76  
Arkansas-Pine Bluff 60

Nov. 6, 2018 ♦ San Diego, Calif.  
Viejas Arena ♦ Att.: 11,077

SAN DIEGO - Senior guard Devin Watson connected on a career-high six three-point field goals and had a team-high 20 points as San Diego State opened its 2018-19 campaign with a 76-60 victory over Arkansas-Pine Bluff at Viejas Arena.

It was the sixth straight season-opening win for SDSU and the Aztecs have now won 14 consecutive home openers (regardless of the game being a season opener).

San Diego State led 39-36 with 17:38 to play when the Aztecs went on a 15-2 run to open up a comfortable 16-point lead. Senior guard Jeremy Hemsley had seven points during the spurt and was one of three Aztecs (Jordan Schakel and Watson) to connect on a trey during the decisive run.

The lead grew to 23 points (following a 30-10 run) before the Aztecs settled for the 16-point final margin.

San Diego State's trademark stellar defense on full display, limited Arkansas-Pine Bluff to 35.7 percent field goal shooting and forced the Golden Lions into 18 turnovers.

Watson recorded his fifth game with the Aztecs with at least 20 points, a figure he has reached 24 times in his career. His six treys are the fourth most by an Aztec player in Viejas Arena history.

Hemsley added 14 points, three assists and three steals. Sophomore forward Jalen McDaniels narrowly missed a double-double with 15 points and team highs with nine rebounds and five assists. Sophomore forward Matt Mitchell rounded out four Aztec players in double figures with 10 points and five rebounds.

McDaniels became just the fourth Aztec player in the last 22 seasons to record at least 15 points, nine rebounds, five assists and three steals in a game, joining Jamaal Franklin, Kawhi Leonard and Chase Tapley.

| Ark.-Pine Bluff | FG           | 3FG         | FT           | R         | F         | TP        | A        | TO        | B        | S        | MP         |
|-----------------|--------------|-------------|--------------|-----------|-----------|-----------|----------|-----------|----------|----------|------------|
| Banyard         | * 3-4        | 2-3         | 3-4          | 5         | 4         | 11        | 0        | 1         | 1        | 3        | 23         |
| Banks           | * 0-1        | 0-0         | 0-0          | 3         | 2         | 0         | 0        | 1         | 0        | 0        | 13         |
| Robertson       | * 0-1        | 0-0         | 0-0          | 1         | 0         | 0         | 1        | 1         | 0        | 0        | 11         |
| Jackson         | * 1-8        | 0-6         | 5-5          | 0         | 4         | 7         | 3        | 2         | 1        | 1        | 28         |
| McKnight        | * 12-26      | 5-10        | 0-0          | 8         | 1         | 29        | 1        | 6         | 0        | 2        | 39         |
| Whitfield       | 0-1          | 0-0         | 0-0          | 0         | 0         | 0         | 0        | 0         | 0        | 0        | 3          |
| Hardy           | 0-0          | 0-0         | 0-0          | 0         | 0         | 0         | 1        | 0         | 0        | 0        | 6          |
| Wallace         | 0-2          | 0-1         | 0-0          | 1         | 0         | 0         | 0        | 0         | 0        | 0        | 7          |
| Doss            | 3-11         | 1-7         | 4-5          | 5         | 3         | 11        | 2        | 0         | 0        | 1        | 29         |
| Posey           | 0-1          | 0-1         | 0-0          | 1         | 1         | 0         | 1        | 0         | 0        | 1        | 9          |
| Bassey          | 1-1          | 0-0         | 0-0          | 4         | 4         | 2         | 0        | 6         | 0        | 0        | 15         |
| Smith           | 0-0          | 0-0         | 0-0          | 4         | 3         | 0         | 0        | 1         | 0        | 1        | 17         |
| Team            |              |             |              | 5         |           |           |          |           |          |          |            |
| <b>Totals</b>   | <b>20-56</b> | <b>8-28</b> | <b>12-14</b> | <b>37</b> | <b>22</b> | <b>60</b> | <b>9</b> | <b>18</b> | <b>2</b> | <b>9</b> | <b>200</b> |

| SDSU          | FG           | 3FG          | FT           | R         | F         | TP        | A         | TO        | B        | S        | MP         |
|---------------|--------------|--------------|--------------|-----------|-----------|-----------|-----------|-----------|----------|----------|------------|
| McDaniels     | * 5-11       | 1-2          | 4-6          | 9         | 3         | 15        | 5         | 1         | 0        | 3        | 27         |
| Mitchell      | * 3-9        | 2-5          | 2-2          | 5         | 1         | 10        | 4         | 4         | 0        | 1        | 29         |
| Watson        | * 7-12       | 6-10         | 0-0          | 4         | 1         | 20        | 3         | 3         | 0        | 1        | 38         |
| Schakel       | * 1-6        | 1-4          | 4-4          | 5         | 1         | 7         | 2         | 1         | 0        | 1        | 28         |
| Hemsley       | * 5-9        | 2-5          | 2-4          | 1         | 1         | 14        | 3         | 1         | 1        | 3        | 28         |
| Seiko         | 1-2          | 0-1          | 0-0          | 0         | 0         | 2         | 0         | 0         | 0        | 0        | 11         |
| Arop          | 0-0          | 0-0          | 0-0          | 2         | 1         | 0         | 0         | 0         | 0        | 0        | 9          |
| Sohikish      | 0-0          | 0-0          | 0-0          | 0         | 0         | 0         | 0         | 0         | 0        | 0        | 2          |
| Narain        | 2-3          | 0-0          | 0-0          | 3         | 4         | 4         | 1         | 2         | 0        | 0        | 11         |
| Mensah, N.    | 0-2          | 0-0          | 204          | 3         | 1         | 2         | 0         | 0         | 1        | 0        | 13         |
| Mensah, J.    | 0-2          | 0-0          | 2-2          | 0         | 1         | 2         | 0         | 0         | 0        | 0        | 4          |
| Team          |              |              |              | 3         |           |           |           |           |          |          |            |
| <b>Totals</b> | <b>24-56</b> | <b>12-27</b> | <b>16-22</b> | <b>35</b> | <b>14</b> | <b>76</b> | <b>18</b> | <b>12</b> | <b>2</b> | <b>9</b> | <b>200</b> |

**Halftime:** San Diego State 36, Arkansas-Pine Bluff 29. **FG%:** San Diego State 42.9, Arkansas-Pine Bluff 35.7. **3FG%:** San Diego State 44.4, Arkansas-Pine Bluff 28.6. **FT%:** San Diego State 72.7, Arkansas-Pine Bluff 85.7. **Officials:** Michael Irving, Bill Vinovich, Steve Olson. **Technical:** Jalen McDaniels (San Diego State)



# Game 2

San Diego State 103  
Texas Southern 64

Nov. 14, 2018 ♦ San Diego, Calif.  
Viejas Arena ♦ Att.: 10,507

SAN DIEGO - Six San Diego State players scored in double figures, including all five starters, as the Aztecs never trailed and cruised to a 103-64 victory over Texas Southern.

San Diego State, which improved to 2-0 for the first time in four seasons, received a game-high 21 points from Matt Mitchell. The sophomore also added five rebounds and three assists.

Classmate Jordan Schakel had a career-high 16 points on 3-of-3 three-point field goal shooting and 7-of-7 from the charity stripe, and had seven rebounds.

Sophomore Jalen McDaniels added 14 points and a game-high nine rebounds, while Devin Watson poured in 14 points and had eight assists for SDSU. Senior Jeremy Hemsley scored 10 points and freshman Nathan Mensah came off the bench to score 11 points and pull down five rebounds.

San Diego State scored the first eight points of the game and led by as many as 41 points in claiming the team's eighth straight home win.

The Aztecs produced its highest point total in nearly five years (118 vs. Saint Katherine College, Dec. 27, 2013) connected on 52.3 percent from the field and was 27-of-36 from the free throw line.

Meanwhile, SDSU limited the Tigers to 33.3 percent field goal shooting and forced 14 turnovers on the evening.

San Diego State won for the 68th straight time when shooting at least 50 percent from the field and has won 71 consecutive contests when shooting 50 percent and committing 13 or fewer turnovers.

| Texas Southern | FG           | 3FG         | FT           | R         | F         | TP        | A         | TO        | B        | S        | MP         |
|----------------|--------------|-------------|--------------|-----------|-----------|-----------|-----------|-----------|----------|----------|------------|
| Butler         | * 1-5        | 0-2         | 0-1          | 1         | 1         | 2         | 2         | 3         | 0        | 0        | 22         |
| Combs          | * 7-12       | 0-1         | 1-2          | 9         | 3         | 15        | 0         | 2         | 0        | 0        | 32         |
| Reed           | * 3-11       | 1-3         | 0-0          | 6         | 5         | 7         | 0         | 3         | 0        | 0        | 14         |
| Patterson      | * 2-8        | 1-4         | 0-0          | 4         | 2         | 5         | 4         | 2         | 0        | 0        | 27         |
| McClelland     | * 1-5        | 0-2         | 1-2          | 2         | 2         | 3         | 2         | 0         | 0        | 1        | 17         |
| Bruce          | 4-13         | 2-7         | 5-6          | 1         | 4         | 15        | 2         | 0         | 0        | 3        | 29         |
| Jones          | 2-6          | 0-3         | 2-2          | 2         | 2         | 6         | 0         | 0         | 0        | 0        | 11         |
| Hopkins        | 1-5          | 0-0         | 1-3          | 4         | 4         | 3         | 0         | 3         | 0        | 1        | 25         |
| Armstrong      | 3-6          | 1-4         | 0-0          | 0         | 2         | 7         | 3         | 0         | 0        | 2        | 11         |
| Lumpkin        | 0-0          | 0-0         | 0-0          | 1         | 0         | 0         | 1         | 0         | 0        | 0        | 3          |
| Dobbins        | 0-1          | 0-0         | 1-2          | 2         | 2         | 1         | 0         | 1         | 0        | 0        | 9          |
| Team           |              |             |              | 4         |           |           |           |           |          |          |            |
| <b>Totals</b>  | <b>24-72</b> | <b>5-26</b> | <b>11-18</b> | <b>36</b> | <b>27</b> | <b>64</b> | <b>14</b> | <b>14</b> | <b>0</b> | <b>7</b> | <b>200</b> |

| SDSU          | FG           | 3FG         | FT           | R         | F         | TP         | A         | TO        | B        | S        | MP         |
|---------------|--------------|-------------|--------------|-----------|-----------|------------|-----------|-----------|----------|----------|------------|
| McDaniels     | * 5-12       | 1-2         | 3-4          | 9         | 4         | 14         | 1         | 3         | 0        | 3        | 23         |
| Mitchell      | * 7-14       | 1-5         | 6-9          | 5         | 1         | 21         | 3         | 1         | 0        | 1        | 22         |
| Watson        | * 5-12       | 1-4         | 3-4          | 2         | 1         | 14         | 8         | 3         | 0        | 0        | 32         |
| Schakel       | * 3-4        | 3-3         | 7-7          | 7         | 3         | 16         | 0         | 0         | 1        | 1        | 25         |
| Hemsley       | * 4-7        | 1-2         | 1-2          | 2         | 1         | 10         | 2         | 1         | 0        | 1        | 29         |
| Seiko         | 0-2          | 0-0         | 0-0          | 1         | 2         | 0          | 1         | 1         | 0        | 0        | 10         |
| Arop          | 1-1          | 0-0         | 0-0          | 4         | 5         | 2          | 0         | 3         | 0        | 0        | 14         |
| Sohikish      | 0-2          | 0-1         | 0-0          | 0         | 0         | 0          | 0         | 0         | 0        | 0        | 3          |
| Chang         | 1-1          | 1-1         | 0-0          | 1         | 0         | 3          | 0         | 0         | 0        | 0        | 3          |
| Narain        | 3-3          | 0-0         | 2-4          | 5         | 1         | 8          | 1         | 0         | 1        | 0        | 13         |
| Mensah, N.    | 3-4          | 0-0         | 5-6          | 5         | 2         | 11         | 2         | 1         | 2        | 1        | 20         |
| Mensah, J.    | 2-3          | 0-0         | 0-0          | 2         | 0         | 4          | 0         | 0         | 0        | 0        | 6          |
| Team          |              |             |              | 5         |           |            |           |           |          |          |            |
| <b>Totals</b> | <b>34-65</b> | <b>8-18</b> | <b>27-36</b> | <b>48</b> | <b>20</b> | <b>103</b> | <b>18</b> | <b>13</b> | <b>4</b> | <b>7</b> | <b>200</b> |

**Halftime:** San Diego State 49, Texas Southern 28. **FG%:** San Diego State 52.3, Texas Southern 33.3. **3FG%:** San Diego State 44.4, Texas Southern 19.2. **FT%:** San Diego State 75.0, Texas Southern 61.1. **Officials:** Rick Batsell, Shawn Lehigh, Jimmy Casas. **Technical:** Trayvon Reed (Texas Southern).





## SEASON STATS

Record: 2-0 (Home: 2-0, Away: 0-0, Neutral: 0-0)

| No.                    | Player            | GP | GS | Min | Avg  | TOTAL    |     |       | 3-PTS |           |            | FT          |           |           | REBOUNDS    |           |           |             | PF        | FO        | A         | TO          | Blk       | Stl      | Pts       | Avg       |          |           |            |             |
|------------------------|-------------------|----|----|-----|------|----------|-----|-------|-------|-----------|------------|-------------|-----------|-----------|-------------|-----------|-----------|-------------|-----------|-----------|-----------|-------------|-----------|----------|-----------|-----------|----------|-----------|------------|-------------|
|                        |                   |    |    |     |      | FG       | FGA | Pct   | 3FG   | FGA       | Pct        | FT          | FTA       | Pct       | Off         | Def       | Tot       | Avg         |           |           |           |             |           |          |           |           |          |           |            |             |
| 00                     | WATSON, Devin     | 2  | 2  | 70  | 35.0 | 12       | 24  | .500  | 7     | 14        | .500       | 3           | 4         | .750      | 0           | 6         | 6         | 3.0         | 2         | 0         | 11        | 6           | 0         | 1        | 34        | 17.0      |          |           |            |             |
| 11                     | MITCHELL, Matt    | 2  | 2  | 51  | 25.5 | 10       | 23  | .435  | 3     | 10        | .300       | 8           | 11        | .727      | 1           | 9         | 10        | 5.0         | 2         | 0         | 7         | 5           | 0         | 2        | 31        | 15.5      |          |           |            |             |
| 05                     | MCDANIELS, Jalen  | 2  | 2  | 50  | 25.0 | 10       | 23  | .435  | 2     | 4         | .500       | 7           | 10        | .700      | 6           | 12        | 18        | 9.0         | 7         | 0         | 6         | 4           | 0         | 6        | 29        | 14.5      |          |           |            |             |
| 42                     | HEMSLEY, Jeremy   | 2  | 2  | 57  | 28.5 | 9        | 16  | .563  | 3     | 7         | .429       | 3           | 6         | .500      | 0           | 3         | 3         | 1.5         | 2         | 0         | 5         | 2           | 1         | 4        | 24        | 12.0      |          |           |            |             |
| 20                     | SCHAKEL, Jordan   | 2  | 2  | 53  | 26.5 | 4        | 10  | .400  | 4     | 7         | .571       | 11          | 11        | 1.000     | 3           | 9         | 12        | 6.0         | 4         | 0         | 2         | 1           | 1         | 2        | 23        | 11.5      |          |           |            |             |
| 31                     | MENSAH, Nathan    | 2  | 0  | 33  | 16.5 | 3        | 6   | .500  | 0     | 0         | .000       | 7           | 10        | .700      | 3           | 5         | 8         | 4.0         | 3         | 0         | 2         | 1           | 3         | 1        | 13        | 6.5       |          |           |            |             |
| 24                     | NARAIN, Nolan     | 2  | 0  | 24  | 12.0 | 5        | 6   | .833  | 0     | 0         | .000       | 2           | 4         | .500      | 4           | 4         | 8         | 4.0         | 5         | 0         | 2         | 2           | 1         | 0        | 12        | 6.0       |          |           |            |             |
| 35                     | MENSAH, Joel      | 2  | 0  | 10  | 5.0  | 2        | 5   | .400  | 0     | 0         | .000       | 2           | 2         | 1.000     | 1           | 1         | 2         | 1.0         | 1         | 0         | 0         | 0           | 0         | 0        | 6         | 3.0       |          |           |            |             |
| 23                     | CHANG, Ed         | 1  | 0  | 3   | 3.0  | 1        | 1   | 1.000 | 1     | 1         | 1.000      | 0           | 0         | .000      | 0           | 1         | 1         | 1.0         | 0         | 0         | 0         | 0           | 0         | 0        | 3         | 3.0       |          |           |            |             |
| 03                     | AROP, Aguek       | 2  | 0  | 23  | 11.5 | 1        | 1   | 1.000 | 0     | 0         | .000       | 0           | 0         | .000      | 2           | 4         | 6         | 3.0         | 6         | 1         | 0         | 3           | 0         | 0        | 2         | 1.0       |          |           |            |             |
| 02                     | SEIKO, Adam       | 2  | 0  | 21  | 10.5 | 1        | 4   | .250  | 0     | 1         | .000       | 0           | 0         | .000      | 1           | 0         | 1         | 0.5         | 2         | 0         | 1         | 1           | 0         | 0        | 2         | 1.0       |          |           |            |             |
| 04                     | SOHIKISH, Michael | 2  | 0  | 5   | 2.5  | 0        | 2   | .000  | 0     | 1         | .000       | 0           | 0         | .000      | 0           | 0         | 0         | 0.0         | 0         | 0         | 0         | 0           | 0         | 0        | 0         | 0.0       |          |           |            |             |
| TEAM                   |                   |    |    |     |      |          |     |       |       |           |            |             |           |           | 1           | 2         | 3         | 3.0         | 0         |           |           |             |           | 0        |           |           |          | 0         |            |             |
| <b>SAN DIEGO STATE</b> |                   |    |    |     |      | <b>2</b> |     |       |       | <b>58</b> | <b>121</b> | <b>.479</b> | <b>20</b> | <b>45</b> | <b>.444</b> | <b>43</b> | <b>58</b> | <b>.741</b> | <b>25</b> | <b>58</b> | <b>83</b> | <b>41.5</b> | <b>34</b> | <b>1</b> | <b>36</b> | <b>25</b> | <b>6</b> | <b>16</b> | <b>179</b> | <b>89.5</b> |
| <b>OPPONENTS</b>       |                   |    |    |     |      | <b>2</b> |     |       |       | <b>44</b> | <b>128</b> | <b>.344</b> | <b>13</b> | <b>54</b> | <b>.241</b> | <b>23</b> | <b>32</b> | <b>.719</b> | <b>26</b> | <b>47</b> | <b>73</b> | <b>36.5</b> | <b>49</b> | <b>-</b> | <b>23</b> | <b>32</b> | <b>2</b> | <b>16</b> | <b>124</b> | <b>62.0</b> |

| SCORE BY PERIODS: | 1st | 2nd | OT | 2OT | Total |
|-------------------|-----|-----|----|-----|-------|
| SAN DIEGO STATE   | 85  | 94  |    |     | 179   |
| OPPONENTS         | 57  | 67  |    |     | 124   |

Mountain West: 0-0 (Home: 0-0, Away: 0-0)

## HOME/AWAY STATS

Home: 2-0

| No.                    | Player            | GP | GS | Min | Avg  | TOTAL    |     |       | 3-PTS     |            |             | FT        |           |             | REBOUNDS  |           |             |           | PF        | FO        | A           | TO        | Blk      | Stl       | Pts       | Avg      |           |            |             |  |  |  |  |  |  |  |  |  |  |
|------------------------|-------------------|----|----|-----|------|----------|-----|-------|-----------|------------|-------------|-----------|-----------|-------------|-----------|-----------|-------------|-----------|-----------|-----------|-------------|-----------|----------|-----------|-----------|----------|-----------|------------|-------------|--|--|--|--|--|--|--|--|--|--|
|                        |                   |    |    |     |      | FG       | FGA | Pct   | 3FG       | FGA        | Pct         | FT        | FTA       | Pct         | Off       | Def       | Tot         | Avg       |           |           |             |           |          |           |           |          |           |            |             |  |  |  |  |  |  |  |  |  |  |
| 00                     | WATSON, Devin     | 2  | 2  | 70  | 35.0 | 12       | 24  | .500  | 7         | 14         | .500        | 3         | 4         | .750        | 0         | 6         | 6           | 3.0       | 2         | 0         | 11          | 6         | 0        | 1         | 34        | 17.0     |           |            |             |  |  |  |  |  |  |  |  |  |  |
| 11                     | MITCHELL, Matt    | 2  | 2  | 51  | 25.5 | 10       | 23  | .435  | 3         | 10         | .300        | 8         | 11        | .727        | 1         | 9         | 10          | 5.0       | 2         | 0         | 7           | 5         | 0        | 2         | 31        | 15.5     |           |            |             |  |  |  |  |  |  |  |  |  |  |
| 05                     | MCDANIELS, Jalen  | 2  | 2  | 50  | 25.0 | 10       | 23  | .435  | 2         | 4          | .500        | 7         | 10        | .700        | 6         | 12        | 18          | 9.0       | 7         | 0         | 6           | 4         | 0        | 6         | 29        | 14.5     |           |            |             |  |  |  |  |  |  |  |  |  |  |
| 42                     | HEMSLEY, Jeremy   | 2  | 2  | 57  | 28.5 | 9        | 16  | .563  | 3         | 7          | .429        | 3         | 6         | .500        | 0         | 3         | 3           | 1.5       | 2         | 0         | 5           | 2         | 1        | 4         | 24        | 12.0     |           |            |             |  |  |  |  |  |  |  |  |  |  |
| 20                     | SCHAKEL, Jordan   | 2  | 2  | 53  | 26.5 | 4        | 10  | .400  | 4         | 7          | .571        | 11        | 11        | 1.000       | 3         | 9         | 12          | 6.0       | 4         | 0         | 2           | 1         | 1        | 2         | 23        | 11.5     |           |            |             |  |  |  |  |  |  |  |  |  |  |
| 31                     | MENSAH, Nathan    | 2  | 0  | 33  | 16.5 | 3        | 6   | .500  | 0         | 0          | .000        | 7         | 10        | .700        | 3         | 5         | 8           | 4.0       | 3         | 0         | 2           | 1         | 3        | 1         | 13        | 6.5      |           |            |             |  |  |  |  |  |  |  |  |  |  |
| 24                     | NARAIN, Nolan     | 2  | 0  | 24  | 12.0 | 5        | 6   | .833  | 0         | 0          | .000        | 2         | 4         | .500        | 4         | 4         | 8           | 4.0       | 5         | 0         | 2           | 2         | 1        | 0         | 12        | 6.0      |           |            |             |  |  |  |  |  |  |  |  |  |  |
| 35                     | MENSAH, Joel      | 2  | 0  | 10  | 5.0  | 2        | 5   | .400  | 0         | 0          | .000        | 2         | 2         | 1.000       | 1         | 1         | 2           | 1.0       | 1         | 0         | 0           | 0         | 0        | 0         | 6         | 3.0      |           |            |             |  |  |  |  |  |  |  |  |  |  |
| 23                     | CHANG, Ed         | 1  | 0  | 3   | 3.0  | 1        | 1   | 1.000 | 1         | 1          | 1.000       | 0         | 0         | .000        | 0         | 1         | 1           | 1.0       | 0         | 0         | 0           | 0         | 0        | 0         | 3         | 3.0      |           |            |             |  |  |  |  |  |  |  |  |  |  |
| 03                     | AROP, Aguek       | 2  | 0  | 23  | 11.5 | 1        | 1   | 1.000 | 0         | 0          | .000        | 0         | 0         | .000        | 2         | 4         | 6           | 3.0       | 6         | 1         | 0           | 3         | 0        | 0         | 2         | 1.0      |           |            |             |  |  |  |  |  |  |  |  |  |  |
| 02                     | SEIKO, Adam       | 2  | 0  | 21  | 10.5 | 1        | 4   | .250  | 0         | 1          | .000        | 0         | 0         | .000        | 1         | 0         | 1           | 0.5       | 2         | 0         | 1           | 1         | 0        | 0         | 2         | 1.0      |           |            |             |  |  |  |  |  |  |  |  |  |  |
| 04                     | SOHIKISH, Michael | 2  | 0  | 5   | 2.5  | 0        | 2   | .000  | 0         | 1          | .000        | 0         | 0         | .000        | 0         | 0         | 0           | 0.0       | 0         | 0         | 0           | 0         | 0        | 0         | 0         | 0.0      |           |            |             |  |  |  |  |  |  |  |  |  |  |
| TEAM                   |                   |    |    |     |      |          |     |       |           |            |             |           |           |             | 1         | 2         | 3           | 3.0       | 0         |           |             | 0         |          |           |           |          |           |            |             |  |  |  |  |  |  |  |  |  |  |
| <b>SAN DIEGO STATE</b> |                   |    |    |     |      | <b>2</b> |     |       | <b>58</b> | <b>121</b> | <b>.479</b> | <b>20</b> | <b>45</b> | <b>.444</b> | <b>43</b> | <b>58</b> | <b>.741</b> | <b>25</b> | <b>58</b> | <b>83</b> | <b>41.5</b> | <b>34</b> | <b>1</b> | <b>36</b> | <b>25</b> | <b>6</b> | <b>16</b> | <b>179</b> | <b>89.5</b> |  |  |  |  |  |  |  |  |  |  |
| <b>OPPONENTS</b>       |                   |    |    |     |      | <b>2</b> |     |       | <b>44</b> | <b>128</b> | <b>.344</b> | <b>13</b> | <b>54</b> | <b>.241</b> | <b>23</b> | <b>32</b> | <b>.719</b> | <b>26</b> | <b>47</b> | <b>73</b> | <b>36.5</b> | <b>49</b> | <b>-</b> | <b>23</b> | <b>32</b> | <b>2</b> | <b>16</b> | <b>124</b> | <b>62.0</b> |  |  |  |  |  |  |  |  |  |  |

| SCORE BY PERIODS: | 1st | 2nd | OT | 2OT | Total |
|-------------------|-----|-----|----|-----|-------|
| SAN DIEGO STATE   | 85  | 94  |    |     | 179   |
| OPPONENTS         | 57  | 67  |    |     | 124   |

Road/Neutral: 0-0 (Away: 0-0, Neutral: 0-0)

## WIN/LOSS STATS

Wins: 2

| No.                    | Player            | GP       | GS | Min | Avg  | TOTAL     |            |             | 3-PTS     |           |             | FT        |           |             | REBOUNDS  |           |           |             | PF        | FO       | A         | TO        | Blk      | Stl       | Pts        | Avg         |   |  |  |
|------------------------|-------------------|----------|----|-----|------|-----------|------------|-------------|-----------|-----------|-------------|-----------|-----------|-------------|-----------|-----------|-----------|-------------|-----------|----------|-----------|-----------|----------|-----------|------------|-------------|---|--|--|
|                        |                   |          |    |     |      | FG        | FGA        | Pct         | 3FG       | FGA       | Pct         | FT        | FTA       | Pct         | Off       | Def       | Tot       | Avg         |           |          |           |           |          |           |            |             |   |  |  |
| 00                     | WATSON, Devin     | 2        | 2  | 70  | 35.0 | 12        | 24         | .500        | 7         | 14        | .500        | 3         | 4         | .750        | 0         | 6         | 6         | 3.0         | 2         | 0        | 11        | 6         | 0        | 1         | 34         | 17.0        |   |  |  |
| 11                     | MITCHELL, Matt    | 2        | 2  | 51  | 25.5 | 10        | 23         | .435        | 3         | 10        | .300        | 8         | 11        | .727        | 1         | 9         | 10        | 5.0         | 2         | 0        | 7         | 5         | 0        | 2         | 31         | 15.5        |   |  |  |
| 05                     | MCDANIELS, Jalen  | 2        | 2  | 50  | 25.0 | 10        | 23         | .435        | 2         | 4         | .500        | 7         | 10        | .700        | 6         | 12        | 18        | 9.0         | 7         | 0        | 6         | 4         | 0        | 6         | 29         | 14.5        |   |  |  |
| 42                     | HEMSLEY, Jeremy   | 2        | 2  | 57  | 28.5 | 9         | 16         | .563        | 3         | 7         | .429        | 3         | 6         | .500        | 0         | 3         | 3         | 1.5         | 2         | 0        | 5         | 2         | 1        | 4         | 24         | 12.0        |   |  |  |
| 20                     | SCHAKEL, Jordan   | 2        | 2  | 53  | 26.5 | 4         | 10         | .400        | 4         | 7         | .571        | 11        | 11        | 1.000       | 3         | 9         | 12        | 6.0         | 4         | 0        | 2         | 1         | 1        | 2         | 23         | 11.5        |   |  |  |
| 31                     | MENSAH, Nathan    | 2        | 0  | 33  | 16.5 | 3         | 6          | .500        | 0         | 0         | .000        | 7         | 10        | .700        | 3         | 5         | 8         | 4.0         | 3         | 0        | 2         | 1         | 3        | 1         | 13         | 6.5         |   |  |  |
| 24                     | NARAIN, Nolan     | 2        | 0  | 24  | 12.0 | 5         | 6          | .833        | 0         | 0         | .000        | 2         | 4         | .500        | 4         | 4         | 8         | 4.0         | 5         | 0        | 2         | 2         | 1        | 0         | 12         | 6.0         |   |  |  |
| 35                     | MENSAH, Joel      | 2        | 0  | 10  | 5.0  | 2         | 5          | .400        | 0         | 0         | .000        | 2         | 2         | 1.000       | 1         | 1         | 2         | 1.0         | 1         | 0        | 0         | 0         | 0        | 0         | 6          | 3.0         |   |  |  |
| 23                     | CHANG, Ed         | 1        | 0  | 3   | 3.0  | 1         | 1          | 1.000       | 1         | 1         | 1.000       | 0         | 0         | .000        | 0         | 1         | 1         | 1.0         | 0         | 0        | 0         | 0         | 0        | 0         | 3          | 3.0         |   |  |  |
| 03                     | AROP, Aguek       | 2        | 0  | 23  | 11.5 | 1         | 1          | 1.000       | 0         | 0         | .000        | 0         | 0         | .000        | 2         | 4         | 6         | 3.0         | 6         | 1        | 0         | 3         | 0        | 0         | 2          | 1.0         |   |  |  |
| 02                     | SEIKO, Adam       | 2        | 0  | 21  | 10.5 | 1         | 4          | .250        | 0         | 1         | .000        | 0         | 0         | .000        | 1         | 0         | 1         | 0.5         | 2         | 0        | 1         | 1         | 0        | 0         | 2          | 1.0         |   |  |  |
| 04                     | SOHIKISH, Michael | 2        | 0  | 5   | 2.5  | 0         | 2          | .000        | 0         | 1         | .000        | 0         | 0         | .000        | 0         | 0         | 0         | 0.0         | 0         | 0        | 0         | 0         | 0        | 0         | 0          | 0.0         |   |  |  |
| TEAM                   |                   |          |    |     |      |           |            |             |           |           |             |           |           |             | 1         | 2         | 3         | 3.0         | 0         |          |           |           |          | 0         |            |             | 0 |  |  |
| <b>SAN DIEGO STATE</b> |                   | <b>2</b> |    |     |      | <b>58</b> | <b>121</b> | <b>.479</b> | <b>20</b> | <b>45</b> | <b>.444</b> | <b>43</b> | <b>58</b> | <b>.741</b> | <b>25</b> | <b>58</b> | <b>83</b> | <b>41.5</b> | <b>34</b> | <b>1</b> | <b>36</b> | <b>25</b> | <b>6</b> | <b>16</b> | <b>179</b> | <b>89.5</b> |   |  |  |
| <b>OPPONENTS</b>       |                   | <b>2</b> |    |     |      | <b>44</b> | <b>128</b> | <b>.344</b> | <b>13</b> | <b>54</b> | <b>.241</b> | <b>23</b> | <b>32</b> | <b>.719</b> | <b>26</b> | <b>47</b> | <b>73</b> | <b>36.5</b> | <b>49</b> | <b>-</b> | <b>23</b> | <b>32</b> | <b>2</b> | <b>16</b> | <b>124</b> | <b>62.0</b> |   |  |  |

| SCORE BY PERIODS: | 1st | 2nd | OT | 2OT | Total |
|-------------------|-----|-----|----|-----|-------|
| SAN DIEGO STATE   | 85  | 94  |    |     | 179   |
| OPPONENTS         | 57  | 67  |    |     | 124   |

Losses: 0





## INDIVIDUAL GAME-BY-GAME (POINTS/REBS./ASTS.)

|                           | 0      | 2     | 3     | 4        | 5         | 11       | 13       | 20      | 23    | 24     | 31     | 35     | 42      |
|---------------------------|--------|-------|-------|----------|-----------|----------|----------|---------|-------|--------|--------|--------|---------|
|                           | Devin  | Adam  | Aguek | Michael  | Jalen     | Matt     | Caleb    | Jordan  | Ed    | Nolan  | Nathan | Joel   | Jeremy  |
| Opponent                  | Watson | Seiko | Arop  | Sohikish | McDaniels | Mitchell | Giordano | Schakel | Chang | Narain | Mensah | Mensah | Hemsley |
| ARKANSAS-PINE BLUFF       | 20/4/3 | 2/0/0 | 0/2/0 | 0/0/0    | 15/9/5    | 10/5/4   | DND      | 7/5/2   | DNP   | 4/3/1  | 2/3/0  | 2/0/0  | 14/1/3  |
| TEXAS SOUTHERN            | 14/2/8 | 0/1/1 | 2/4/0 | 0/0/0    | 14/9/1    | 21/5/3   | DND      | 16/7/0  | 3/1/0 | 8/5/1  | 11/5/2 | 4/2/0  | 10/2/2  |
| vs. Duke#                 |        |       |       |          |           |          |          |         |       |        |        |        |         |
| vs. TBD#                  |        |       |       |          |           |          |          |         |       |        |        |        |         |
| vs. TBD#                  |        |       |       |          |           |          |          |         |       |        |        |        |         |
| JACKSON STATE             |        |       |       |          |           |          |          |         |       |        |        |        |         |
| at Illinois State         |        |       |       |          |           |          |          |         |       |        |        |        |         |
| SAN DIEGO                 |        |       |       |          |           |          |          |         |       |        |        |        |         |
| at California             |        |       |       |          |           |          |          |         |       |        |        |        |         |
| CAL STATE DOMINGUEZ HILLS |        |       |       |          |           |          |          |         |       |        |        |        |         |
| BRIGHAM YOUNG             |        |       |       |          |           |          |          |         |       |        |        |        |         |
| BROWN                     |        |       |       |          |           |          |          |         |       |        |        |        |         |
| CSUN                      |        |       |       |          |           |          |          |         |       |        |        |        |         |
| at Boise State*           |        |       |       |          |           |          |          |         |       |        |        |        |         |
| WYOMING*                  |        |       |       |          |           |          |          |         |       |        |        |        |         |
| at Air Force*             |        |       |       |          |           |          |          |         |       |        |        |        |         |
| NEW MEXICO*               |        |       |       |          |           |          |          |         |       |        |        |        |         |
| at Fresno State*          |        |       |       |          |           |          |          |         |       |        |        |        |         |
| UNLV*                     |        |       |       |          |           |          |          |         |       |        |        |        |         |
| AIR FORCE*                |        |       |       |          |           |          |          |         |       |        |        |        |         |
| at San José State*        |        |       |       |          |           |          |          |         |       |        |        |        |         |
| at New Mexico*            |        |       |       |          |           |          |          |         |       |        |        |        |         |
| UTAH STATE*               |        |       |       |          |           |          |          |         |       |        |        |        |         |
| at Colorado State*        |        |       |       |          |           |          |          |         |       |        |        |        |         |
| BOISE STATE*              |        |       |       |          |           |          |          |         |       |        |        |        |         |
| NEVADA*                   |        |       |       |          |           |          |          |         |       |        |        |        |         |
| at UNLV*                  |        |       |       |          |           |          |          |         |       |        |        |        |         |
| at Utah State*            |        |       |       |          |           |          |          |         |       |        |        |        |         |
| SAN JOSÉ STATE*           |        |       |       |          |           |          |          |         |       |        |        |        |         |
| FRESNO STATE*             |        |       |       |          |           |          |          |         |       |        |        |        |         |
| at Nevada*                |        |       |       |          |           |          |          |         |       |        |        |        |         |

Red indicates players started. CD – Did Not Play-Coach's Decision. DND - Did Not Dress. DNT - Did Not Travel. INJ – Did Not Play-Injured. SUSP - Suspension. Caps denotes home game. # - Maui Jim Maui Invitational (Lahaina Convention Center; Maui, Hawaii). \* – Mountain West Game. ` - Mountain West Men's Basketball Championship (Thomas & Mack Center; Las Vegas, Nevada).

## STARTING LINEUPS

| F         | F        | G       | G       | G      | W-L | Record As SDSU Starter | Season | Career* |
|-----------|----------|---------|---------|--------|-----|------------------------|--------|---------|
| McDaniels | Mitchell | Hemsley | Schakel | Watson | 2-0 | Jeremy Hemsley         | 2-0    | 41-24   |
|           |          |         |         |        |     | Jalen McDaniels        | 2-0    | 15-8    |
|           |          |         |         |        |     | Matt Mitchell          | 2-0    | 24-10   |
|           |          |         |         |        |     | Nolan Narain           |        | 1-0     |
|           |          |         |         |        |     | Jordan Schakel         | 2-0    | 2-0     |
|           |          |         |         |        |     | Devin Watson           | 2-0    | 24-11   |
|           |          |         |         |        |     | * Aztec career         |        |         |

# INDIVIDUAL SUPERLATIVES

| Category                                    | San Diego State   | Opponent  |
|---|---|---|
| Points Scored                               | 21 - Matt Mitchell vs. Texas Southern (11-14-18)  | 29 - Martaveous McKnight, Arkansas-Pine Bluff (11-6-18)                                       |
| Field Goals                                 | 7 - Devin Watson vs. Arkansas-Pine Bluff (11-6-18); Matt Mitchell vs. Texas Southern (11-14-18) | 12 - Martaveous McKnight, Arkansas-Pine Bluff (11-6-18)                                       |
| Field Goals Attempted                       | 14 - Matt Mitchell vs. Texas Southern (11-14-18)  | 26 - Martaveous McKnight, Arkansas-Pine Bluff (11-6-18)                                       |
| Highest FG Percentage (min. 5 made)         | .583 (7-12) - Devin Watson vs. Arkansas-Pine Bluff (11-6-18)                                    | .583 (7-12) - Jeremy Combs, Texas Southern (11-14-18)   |
| Highest FG Percentage (min. 10 made)        | N/A   | .462 (12-26) - Martaveous McKnight, Arkansas-Pine Bluff (11-6-18)                             |
| 3-Point Field Goals Made                    | 6 - Devin Watson vs. Arkansas-Pine Bluff (11-6-18)  | 5 - Martaveous McKnight, Arkansas-Pine Bluff (11-6-18)  |
| 3-Point Field Goals Attempted               | 10 - Devin Watson vs. Arkansas-Pine Bluff (11-6-18)   | 10 - Martaveous McKnight, Arkansas-Pine Bluff (11-6-18)                                       |
| 3-Point Field Goal Percentage (min. 4 made) | .600 (6-10) - Devin Watson vs. Arkansas-Pine Bluff (11-6-18)                                    | .500 (5-10) - Martaveous McKnight, Arkansas-Pine Bluff (11-6-18)                              |
| 3-Point Field Goal Percentage (min. 5 made) | .600 (6-10) - Devin Watson vs. Arkansas-Pine Bluff (11-6-18)                                    | .500 (5-10) - Martaveous McKnight, Arkansas-Pine Bluff (11-6-18)                              |
| Free Throws                                 | 7 - Jordan Schakel vs. Texas Southern (11-14-18)  | 5 - Charles Jackson, Arkansas-Pine Bluff (11-6-18); Derrick Bruce, Texas Southern (11-14-18)  |
| Free Throws Attempted                       | 9 - Matt Mitchell vs. Texas Southern (11-14-18)   | 6 - Derrick Bruce, Texas Southern (11-14-18)  |
| Free Throw Percentage (min. 7 made)         | 1.000 (7-7) - Matt Mitchell vs. Texas Southern (11-14-18)                                       | N/A   |
| Free Throw Percentage (min. 10 made)        | N/A   | N/A   |
| Offensive Rebounds                          | 4 - Jalen McDaniel vs. Arkansas-Pine Bluff (11-6-18)  | 4 - Jeremy Combs, Texas Southern (11-14-18)   |
| Defensive Rebounds                          | 7 - Jalen McDaniel vs. Texas Southern (11-14-18)  | 7 - Martaveous McKnight, Arkansas-Pine Bluff (11-6-18)  |
| Total Rebounds                              | 9 - Jalen McDaniel vs. Arkansas-Pine Bluff (11-6-18) and Texas Southern (11-14-18)              | 9 - Jeremy Combs, Texas Southern (11-14-18)   |
| Assists                                     | 8 - Devin Watson vs. Texas Southern (11-14-18)  | 4 - Jalyn Patterson, Texas Southern (11-14-18)  |
| Blocked Shots                               | 2 - Nathan Mensah vs. Texas Southern (11-14-18)   | 1 - Terrance Banyard, Charles Jackson, Arkansas-Pine Bluff (11-6-18)                          |
| Steals                                      | 3 - McDaniel, Hensley vs. Arkansas-Pine Bluff (11-6-18); McDaniel vs. Texas Southern (11-14-18) | 3 - Terrance Banyard, Arkansas-Pine Bluff (11-6-18); Derrick Bruce, Texas Southern (11-14-18) |
| Minutes Played                              | 32 - Devin Watson vs. Texas Southern (11-14-18)   | 39 - Martaveous McKnight, Arkansas-Pine Bluff (11-6-18)                                       |

# TEAM SUPERLATIVES

| SDSU High   | SDSU Low  | Category                      | Opponent High                         | Opponent Low                          |
|---|---|-------------------------------|---------------------------------------|---------------------------------------|
| 103 vs. Texas Southern (11-14-18)                                   | 76 vs. Arkansas-Pine Bluff (11-6-18)                                | Points Scored                 | 64, Texas Southern (11-14-18)         | 60, Arkansas-Pine Bluff (11-6-18)     |
| 34 vs. Texas Southern (11-14-18)                                    | 24 vs. Arkansas-Pine Bluff (11-6-18)                                | Field Goals                   | 24, Texas Southern (11-14-18)         | 20, Arkansas-Pine Bluff (11-6-18)     |
| 65 vs. Texas Southern (11-14-18)                                    | 56 vs. Arkansas-Pine Bluff (11-6-18)                                | Field Goals Attempted         | 72, Texas Southern (11-14-18)         | 56, Arkansas-Pine Bluff (11-6-18)     |
| .523 vs. Texas Southern (11-14-18)                                  | .429 vs. Arkansas-Pine Bluff (11-6-18)                              | FG Percentage                 | .357, Arkansas-Pine Bluff (11-6-18)   | .333, Texas Southern (11-14-18)       |
| 12 vs. Arkansas-Pine Bluff (11-6-18)                                | 8 vs. Texas Southern (11-14-18)                                     | 3-Point Field Goals Made      | 8, Arkansas-Pine Bluff (11-6-18)      | 5, Texas Southern (11-14-18)          |
| 27 vs. Arkansas-Pine Bluff (11-6-18)                                | 18 vs. Texas Southern (11-14-18)                                    | 3-Point Field Goals Attempted | 28, Arkansas-Pine Bluff (11-6-18)     | 26, Texas Southern (11-14-18)         |
| .444 vs. Texas Southern (11-14-18)                                  | .286 vs. Arkansas-Pine Bluff (11-6-18)                              | 3-Point Field Goal Percentage | .286, Arkansas-Pine Bluff (11-6-18)   | .192, Texas Southern (11-14-18)       |
| 27 vs. Texas Southern (11-14-18)                                    | 16 vs. Arkansas-Pine Bluff (11-6-18)                                | Free Throws Made              | 12, Arkansas-Pine Bluff (11-6-18)     | 11, Texas Southern (11-14-18)         |
| 36 vs. Texas Southern (11-14-18)                                    | 22 vs. Arkansas-Pine Bluff (11-6-18)                                | Free Throws Attempted         | 18, Texas Southern (11-14-18)         | 14, Arkansas-Pine Bluff (11-6-18)     |
| .750 vs. Texas Southern (11-14-18)                                  | .727 vs. Arkansas-Pine Bluff (11-6-18)                              | Free Throw Percentage         | .857, Arkansas-Pine Bluff (11-6-18)   | .611, Texas Southern (11-14-18)       |
| 15 vs. Texas Southern (11-14-18)                                    | 10 vs. Arkansas-Pine Bluff (11-6-18)                                | Offensive Rebounds            | 16, Texas Southern (11-14-18)         | 10, Arkansas-Pine Bluff (11-6-18)     |
| 33 vs. Texas Southern (11-14-18)                                    | 25 vs. Arkansas-Pine Bluff (11-6-18)                                | Defensive Rebounds            | 27, Arkansas-Pine Bluff (11-6-18)     | 20, Texas Southern (11-14-18)         |
| 48 vs. Texas Southern (11-14-18)                                    | 35 vs. Arkansas-Pine Bluff (11-6-18)                                | Total Rebounds                | 37, Arkansas-Pine Bluff (11-6-18)     | 36, Texas Southern (11-14-18)         |
| 20 vs. Texas Southern (11-14-18)                                    | 14 vs. Arkansas-Pine Bluff (11-6-18)                                | Fouls                         | 27, Texas Southern (11-14-18)         | 22, Arkansas-Pine Bluff (11-6-18)     |
| 1 vs. Texas Southern (11-14-18)                                     | 0 vs. Arkansas-Pine Bluff (11-6-18)                                 | Fouled Out                    | 1, Texas Southern (11-14-18)          | 0, Arkansas-Pine Bluff (11-6-18)      |
| 18 vs. Arkansas-Pine Bluff (11-6-18); vs. Texas Southern (11-14-18) | 18 vs. Arkansas-Pine Bluff (11-6-18); vs. Texas Southern (11-14-18) | Assists                       | 14, Texas Southern (11-14-18)         | 9, Arkansas-Pine Bluff (11-6-18)      |
| 13 vs. Texas Southern (11-14-18)                                    | 12 vs. Arkansas-Pine Bluff (11-6-18)                                | Turnovers                     | 18, Arkansas-Pine Bluff (11-6-18)     | 14, Texas Southern (11-14-18)         |
| 4 vs. Texas Southern (11-14-18)                                     | 2 vs. Arkansas-Pine Bluff (11-6-18)                                 | Blocked Shots                 | 2, Arkansas-Pine Bluff (11-6-18)      | 0, Texas Southern (11-14-18)          |
| 9 vs. Arkansas-Pine Bluff (11-6-18)                                 | 7 vs. Texas Southern (11-14-18)                                     | Steals                        | 9, Arkansas-Pine Bluff (11-6-18)      | 7, Texas Southern (11-14-18)          |
| 54 (2nd) vs. Texas Southern (11-14-18)                              | 36 (1st) vs. Arkansas-Pine Bluff (11-6-18)                          | Points/Half                   | 36 (2nd), Texas Southern (11-14-18)   | 28 (1st), Texas Southern (11-14-18)   |
| .567 (1st) vs. Texas Southern (11-14-18)                            | .452 (1st) vs. Arkansas-Pine Bluff (11-6-18)                        | FG Percentage/Half            | .412 (2nd), Texas Southern (11-14-18) | .263 (1st), Texas Southern (11-14-18) |
| 6 vs. Texas Southern (11-14-18)                                     | 4 vs. Arkansas-Pine Bluff (11-6-18)                                 | Double-Figure Scorers         | 3, Arkansas-Pine Bluff (11-6-18)      | 2, Texas Southern (11-14-18)          |
| +12 vs. Texas Southern (11-14-18)                                   | -2 vs. Arkansas-Pine Bluff (11-6-18)                                | Rebound Margin                | +2, Arkansas-Pine Bluff (11-6-18)     | -12, Texas Southern (11-14-18)        |
| +21 vs. Texas Southern (11-14-18)                                   | +7 vs. Arkansas-Pine Bluff (11-6-18)                                | Halftime Scoring Margin       | -7, Arkansas-Pine Bluff (11-6-18)     | -21, Texas Southern (11-14-18)        |



## BIGGEST LEADS/TIME IN LEAD/SPECIALTY STATS

| Date    | Opponent                  | SDSU Result | SDSU Big |      | Opp Big |      | Ties  | LC   | SDSU in |     | Opp in | Tied | Paint |     | Off TOs |     | 2nd Ch. |     | Bench |  |
|---------|---------------------------|-------------|----------|------|---------|------|-------|------|---------|-----|--------|------|-------|-----|---------|-----|---------|-----|-------|--|
|         |                           |             | Lead     | Lead | Lead    | Lead |       |      | SD      | Opp |        |      | SD    | Opp | SD      | Opp | SD      | Opp |       |  |
| Nov. 6  | ARKANSAS-PINE BLUFF       | W 76-60     | 23       | 3    | 4       | 2    | 34:26 | 1:34 | 4:00    | 22  | 16     | 26   | 17    | 17  | 5       | 10  | 13      |     |       |  |
| Nov. 14 | TEXAS SOUTHERN            | W 103-64    | 41       | N/A  | 0       | 0    | 39:34 | N/A  | 0:25    | 44  | 34     | 23   | 13    | 22  | 6       | 28  | 32      |     |       |  |
| Nov. 19 | vs. Duke#                 |             |          |      |         |      |       |      |         |     |        |      |       |     |         |     |         |     |       |  |
| Nov. 20 | vs. TBD#                  |             |          |      |         |      |       |      |         |     |        |      |       |     |         |     |         |     |       |  |
| Nov. 21 | vs. TBD#                  |             |          |      |         |      |       |      |         |     |        |      |       |     |         |     |         |     |       |  |
| Nov. 27 | JACKSON STATE             |             |          |      |         |      |       |      |         |     |        |      |       |     |         |     |         |     |       |  |
| Dec. 1  | at Illinois State         |             |          |      |         |      |       |      |         |     |        |      |       |     |         |     |         |     |       |  |
| Dec. 5  | SAN DIEGO                 |             |          |      |         |      |       |      |         |     |        |      |       |     |         |     |         |     |       |  |
| Dec. 8  | at California             |             |          |      |         |      |       |      |         |     |        |      |       |     |         |     |         |     |       |  |
| Dec. 12 | CAL STATE DOMINGUEZ HILLS |             |          |      |         |      |       |      |         |     |        |      |       |     |         |     |         |     |       |  |
| Dec. 22 | BRIGHAM YOUNG             |             |          |      |         |      |       |      |         |     |        |      |       |     |         |     |         |     |       |  |
| Dec. 29 | BROWN                     |             |          |      |         |      |       |      |         |     |        |      |       |     |         |     |         |     |       |  |
| Jan. 1  | CSUN                      |             |          |      |         |      |       |      |         |     |        |      |       |     |         |     |         |     |       |  |
| Jan. 5  | at Boise State*           |             |          |      |         |      |       |      |         |     |        |      |       |     |         |     |         |     |       |  |
| Jan. 8  | WYOMING*                  |             |          |      |         |      |       |      |         |     |        |      |       |     |         |     |         |     |       |  |
| Jan. 12 | at Air Force*             |             |          |      |         |      |       |      |         |     |        |      |       |     |         |     |         |     |       |  |
| Jan. 15 | NEW MEXICO*               |             |          |      |         |      |       |      |         |     |        |      |       |     |         |     |         |     |       |  |
| Jan. 22 | at Fresno State*          |             |          |      |         |      |       |      |         |     |        |      |       |     |         |     |         |     |       |  |
| Jan. 26 | UNLV*                     |             |          |      |         |      |       |      |         |     |        |      |       |     |         |     |         |     |       |  |
| Jan. 30 | AIR FORCE*                |             |          |      |         |      |       |      |         |     |        |      |       |     |         |     |         |     |       |  |
| Feb. 2  | at San José State*        |             |          |      |         |      |       |      |         |     |        |      |       |     |         |     |         |     |       |  |
| Feb. 5  | at New Mexico*            |             |          |      |         |      |       |      |         |     |        |      |       |     |         |     |         |     |       |  |
| Feb. 9  | UTAH STATE*               |             |          |      |         |      |       |      |         |     |        |      |       |     |         |     |         |     |       |  |
| Feb. 12 | at Colorado State*        |             |          |      |         |      |       |      |         |     |        |      |       |     |         |     |         |     |       |  |
| Feb. 16 | BOISE STATE*              |             |          |      |         |      |       |      |         |     |        |      |       |     |         |     |         |     |       |  |
| Feb. 20 | NEVADA*                   |             |          |      |         |      |       |      |         |     |        |      |       |     |         |     |         |     |       |  |
| Feb. 23 | at UNLV*                  |             |          |      |         |      |       |      |         |     |        |      |       |     |         |     |         |     |       |  |
| Feb. 26 | at Utah State*            |             |          |      |         |      |       |      |         |     |        |      |       |     |         |     |         |     |       |  |
| March 2 | SAN JOSÉ STATE*           |             |          |      |         |      |       |      |         |     |        |      |       |     |         |     |         |     |       |  |
| March 6 | FRESNO STATE*             |             |          |      |         |      |       |      |         |     |        |      |       |     |         |     |         |     |       |  |
| March 9 | at Nevada*                |             |          |      |         |      |       |      |         |     |        |      |       |     |         |     |         |     |       |  |

Caps denotes home game. # - Maui Jim Maui Invitational (Lahaina Civic Center; Maui, Hawaii). \* - Mountain West Game. ` - Mountain West Men's Basketball Championship (Thomas & Mack Center; Las Vegas, Nevada).

## LEADS AND DEFICITS

## SEASON

## MOUNTAIN WEST GAME

|   |                                  |
|---|----------------------------------|
| SDSU Biggest Halfime Lead                         | 21 vs. Texas Southern (11-14-18) |
| SDSU Biggest Halfime Lead Lost                    |                                  |
| SDSU Biggest Halfime Lead Lost in a Loss          |                                  |
| SDSU Biggest Halfime Deficit                      |                                  |
| SDSU Biggest Halfime Deficit Overcome             |                                  |
| SDSU Biggest Halfime Deficit Overcome for Victory |                                  |
| SDSU Biggest Lead                                 | 41 vs. Texas Southern (11-14-18) |
| SDSU Biggest Lead Lost                            |                                  |
| SDSU Biggest Lead Lost in a Loss                  |                                  |
| SDSU Biggest Deficit                              |                                  |
| SDSU Biggest Deficit Overcome                     |                                  |
| SDSU Biggest Deficit Overcome in a Victory        |                                  |

# MISCELLANEOUS STATISTICS

| SEASON           | Team Leader ----- |          |         | Games With ----- |        |        |         |        | Double-Doubles |            |
|------------------|-------------------|----------|---------|------------------|--------|--------|---------|--------|----------------|------------|
|                  | Points            | Rebounds | Assists | 10+ Pts          | 20+Pts | 30+Pts | 10+Rebs | 10+Ast | Point/Reb.     | Point/Ast. |
| Aguek Arop       |                   |          |         |                  |        |        |         |        |                |            |
| Jeremy Hemsley   |                   |          |         | 2                |        |        |         |        |                |            |
| Jalen McDaniels  |                   | 2        | 1       | 2                |        |        |         |        |                |            |
| Joel Mensah      |                   |          |         |                  |        |        |         |        |                |            |
| Nathan Mensah    |                   |          |         | 1                |        |        |         |        |                |            |
| Matt Mitchell    | 1                 |          |         | 2                | 1      |        |         |        |                |            |
| Nolan Narain     |                   |          |         |                  |        |        |         |        |                |            |
| Jordan Schakel   |                   |          |         | 1                |        |        |         |        |                |            |
| Adam Seiko       |                   |          |         |                  |        |        |         |        |                |            |
| Michael Sohikish |                   |          |         |                  |        |        |         |        |                |            |
| Devin Watson     | 1                 |          | 1       | 2                | 1      |        |         |        |                |            |

| CAREER           | Team Leader ----- |          |         | Games With ----- |        |        |         |        | Double-Doubles |            |
|------------------|-------------------|----------|---------|------------------|--------|--------|---------|--------|----------------|------------|
|                  | Points            | Rebounds | Assists | 10+ Pts          | 20+Pts | 30+Pts | 10+Rebs | 10+Ast | Point/Reb.     | Point/Ast. |
| Aguek Arop       |                   |          |         |                  |        |        |         |        |                |            |
| Jeremy Hemsley   | 27                |          | 31      | 59               | 9      | 1      |         |        |                |            |
| Jalen McDaniels  | 8                 | 20       | 1       | 20               |        |        | 11      |        | 9              |            |
| Joel Mensah      |                   |          |         |                  |        |        |         |        |                |            |
| Nathan Mensah    |                   |          |         | 1                |        |        |         |        |                |            |
| Matt Mitchell    | 7                 | 3        | 3       | 22               | 3      | 1      |         |        |                |            |
| Nolan Narain     | 1                 |          |         | 2                |        |        |         |        |                |            |
| Jordan Schakel   |                   |          |         | 2                |        |        |         |        |                |            |
| Adam Seiko       |                   |          |         |                  |        |        |         |        |                |            |
| Michael Sohikish |                   |          |         |                  |        |        |         |        |                |            |
| Devin Watson     | 10                |          | 13      | 67               | 24     | 3      |         |        |                |            |

| DUNKS           | SEASON   | GM. HIGH |
|-----------------|----------|----------|
| Jeremy Hemsley  | 1        | 1        |
| Joel Mensah     | 1        | 1        |
| Nathan Mensah   | 2        | 2        |
| Jalen McDaniels | 2        | 1        |
| Nolan Narain    | 1        | 1        |
| <b>TOTAL</b>    | <b>7</b> | <b>4</b> |

#### TOP SCORING PERFORMANCES

21, Matt Mitchell vs. Texas Southern (11-14-18)  
 20, Devin Watson vs. Arkansas-Pine Bluff (11-6-18)  
 16, Jordan Schakel vs. Texas Southern (11-14-18)  
 15, Jalen McDaniels vs. Arkansas-Pine Bluff (11-6-18)  
 14, Jeremy Hemsley vs. Arkansas-Pine Bluff (11-6-18)  
 14, Jalen McDaniels vs. Texas Southern (11-14-18)  
 14, Devin Watson vs. Texas Southern (11-14-18)

#### TOP REBOUNDING PERFORMANCES

9, Jalen McDaniels vs. Arkansas-Pine Bluff (11-6-18)  
 9, Jalen McDaniels vs. Texas Southern (11-14-18)

#### TOP ASSIST PERFORMANCES

8, Devin Watson vs. Texas Southern (11-14-18)  
 5, Jalen McDaniels vs. Arkansas-Pine Bluff (11-6-18)

#### TOP 3-POINT FG PERFORMANCES

6, Devin Watson vs. Arkansas-Pine Bluff (11-6-18)

#### TOP STEALS

3, Jeremy Hemsley vs. Arkansas-Pine Bluff (11-6-18)  
 3, Jalen McDaniels vs. Arkansas-Pine Bluff (11-6-18)  
 3, Jalen McDaniels vs. Texas Southern (11-14-18)

#### GAMES MISSED

N/A  
**TOTAL** ..... N/A

\* - conference game. \* - conference tournament game.

## SEASON/CAREER HIGHS

## #0 • DEVIN WATSON

|                   | Season                              | Career                            |
|-------------------|-------------------------------------|-----------------------------------|
| Points            | 20 vs. Arkansas-Pine Bluff, 11-6-18 | 33 - two times                    |
| Rebounds          | 4 vs. Arkansas-Pine Bluff, 11-6-18  | 8 vs. Coppin State, 12-18-15      |
| Assists           | 8 vs. Texas Southern (11-14-18)     | 9 at Arizona State, 11-14-17      |
| Steals            | 1 vs. Arkansas-Pine Bluff, 11-6-18  | 6 at Florida Gulf Coast, 11-25-14 |
| Blocked Shots     |                                     |                                   |
| Minutes           | 38 vs. Arkansas-Pine Bluff, 11-6-18 | 42 - two times                    |
| 10+ Scoring Games | 2 times (2-0)                       | 67 times                          |
| 20+ Scoring Games | 1 time (1-0)                        | 24 times                          |
| 30+ Scoring Games |                                     | 3 times                           |

## #2 • ADAM SEIKO

|               | Season/Career                       |
|---------------|-------------------------------------|
| Points        | 2 vs. Arkansas-Pine Bluff, 11-6-18  |
| Rebounds      | 2 vs. Texas Southern, 11-14-18      |
| Assists       | 1 vs. Texas Southern, 11-14-18      |
| Steals        |                                     |
| Blocked Shots |                                     |
| Minutes       | 11 vs. Arkansas-Pine Bluff, 11-6-18 |

## #3 • AGUEK AROP

|               | Season/Career                   |
|---------------|---------------------------------|
| Points        | 2 vs. Texas Southern, 11-14-18  |
| Rebounds      | 4 vs. Texas Southern, 11-14-18  |
| Assists       |                                 |
| Steals        |                                 |
| Blocked Shots |                                 |
| Minutes       | 14 vs. Texas Southern, 11-14-18 |

## #4 • MICHAEL SOHIKISH

|               | Season                         | Career                              |
|---------------|--------------------------------|-------------------------------------|
| Points        |                                | 4 vs. San Diego Christian, 11-10-17 |
| Rebounds      |                                | 1 - two times                       |
| Assists       |                                | 1 - two times                       |
| Steals        |                                | 1 - two times                       |
| Blocked Shots |                                |                                     |
| Minutes       | 3 vs. Texas Southern, 11-14-18 | 6 vs. Sacramento State, 11-23-17    |

## #5 • JALEN MCDANIELS

|                      | Season                              | Career                             |
|----------------------|-------------------------------------|------------------------------------|
| Points               | 15 vs. Arkansas-Pine Bluff, 11-6-18 | 19 at Colorado State, 1-2-18       |
| Rebounds             | 9 - two times                       | 13 - three times                   |
| Assists              | 5 vs. Arkansas-Pine Bluff, 11-6-18  | 5 vs. Arkansas-Pine Bluff, 11-6-18 |
| Steals               | 3 - two times                       | 4 vs. San José State, 1-9-18       |
| Blocked Shots        |                                     | 3 at San José State, 2-24-18       |
| Minutes              | 27 vs. Arkansas-Pine Bluff, 11-6-18 | 36 - two times                     |
| 10+ Scoring Games    | 2 times (2-0)                       | 20 times                           |
| 10+ Rebounding Games |                                     | 11 times                           |
| Double-Doubles       |                                     | 9 times                            |

## #11 • MATT MITCHELL

|                   | Season                              | Career                            |
|-------------------|-------------------------------------|-----------------------------------|
| Points            | 21 vs. Texas Southern, 11-14-18     | 31 vs. Eastern Illinois, 11-20-17 |
| Rebounds          | 5 - two times                       | 9 vs. Washington State, 11-26-17  |
| Assists           | 4 vs. Arkansas-Pine Bluff, 11-16-18 | 6 vs. California, 12-9-17         |
| Steals            | 1 - two times                       | 3 - four times                    |
| Blocked Shots     |                                     | 3 vs. Air Force, 2-3-18           |
| Minutes           | 29 vs. Arkansas-Pine Bluff, 11-6-18 | 36 vs. Gonzaga, 12-21-17          |
| 10+ Scoring Games | 2 times (2-0)                       | 22 times                          |
| 20+ Scoring Games | 1 time (1-0)                        | 3 times                           |
| 30+ Scoring Games |                                     | 1 time                            |

## #13 • CALEB GIORDANO

|               | Season/Career |
|---------------|---------------|
| Points        |               |
| Rebounds      |               |
| Assists       |               |
| Steals        |               |
| Blocked Shots |               |
| Minutes       |               |

## #20 • JORDAN SCHAKEL

|                   | Season                              | Career                              |
|-------------------|-------------------------------------|-------------------------------------|
| Points            | 16 vs. Texas Southern, 11-14-18     | 16 vs. Texas Southern, 11-14-18     |
| Rebounds          | 7 vs. Texas Southern, 11-14-18      | 7 - two times                       |
| Assists           | 2 vs. Arkansas-Pine Bluff, 11-6-18  | 2 - six times                       |
| Steals            | 1 - two times                       | 2 vs. San José State, 1-9-18        |
| Blocked Shots     | 1 vs. Texas Southern, 11-14-18      | 1 - four times                      |
| Minutes           | 28 vs. Arkansas-Pine Bluff, 11-6-18 | 28 vs. Arkansas-Pine Bluff, 11-6-18 |
| 10+ Scoring Games | 1 time (1-0)                        | 2 times                             |

## #22 • MALACHI FLYNN

|                   | Season | Career                        |
|-------------------|--------|-------------------------------|
| Points            |        | 30 vs. Colorado, 2-15-18      |
| Rebounds          |        | 9 vs. Montana State, 11-11-16 |
| Assists           |        | 11 vs. Arizona, 1-31-18       |
| Steals            |        | 4 vs. Oregon, 3-1-18          |
| Blocked Shots     |        | 1 - three times               |
| Minutes           |        | 42 vs. Oregon, 3-7-18         |
| 10+ Scoring Games |        | 38 times                      |
| 20+ Scoring Games |        | 12 times                      |
| 30+ Scoring Games |        | 1 time                        |

## #23 • ED CHANG

|               | Season/Career                  |
|---------------|--------------------------------|
| Points        | 3 vs. Texas Southern, 11-14-18 |
| Rebounds      | 1 vs. Texas Southern, 11-14-18 |
| Assists       |                                |
| Steals        |                                |
| Blocked Shots |                                |
| Minutes       | 3 vs. Texas Southern, 11-14-18 |

## #24 • NOLAN NARAIN

|                   | Season                          | Career                            |
|-------------------|---------------------------------|-----------------------------------|
| Points            | 8 vs. Texas Southern, 11-14-18  | 18 vs. Wyoming, 2-14-18           |
| Rebounds          | 5 vs. Texas Southern, 11-14-18  | 7 - two times                     |
| Assists           | 1 - two times                   | 2 - two times                     |
| Steals            |                                 |                                   |
| Blocked Shots     |                                 |                                   |
| Minutes           | 13 vs. Texas Southern, 11-14-18 | 24 vs. Sacramento State, 11-23-17 |
| 10+ Scoring Games |                                 | 2 times                           |

## #31 • NATHAN MENSAH

|                   | Season/Career                   |
|-------------------|---------------------------------|
| Points            | 11 vs. Texas Southern, 11-14-18 |
| Rebounds          | 5 vs. Texas Southern, 11-14-18  |
| Assists           | 2 vs. Texas Southern, 11-14-18  |
| Steals            | 1 vs. Texas Southern, 11-14-18  |
| Blocked Shots     | 2 vs. Texas Southern, 11-14-18  |
| Minutes           | 20 vs. Texas Southern, 11-14-18 |
| 10+ Scoring Games | 1 time (1-0)                    |

## #35 • JOEL MENSAH

|               | Season/Career                  |
|---------------|--------------------------------|
| Points        | 4 vs. Texas Southern, 11-14-18 |
| Rebounds      | 2 vs. Texas Southern, 11-14-18 |
| Assists       |                                |
| Steals        |                                |
| Blocked Shots |                                |
| Minutes       | 6 vs. Texas Southern, 11-14-18 |

## #42 • JEREMY HEMSLEY

|                   | Season                              | Career                         |
|-------------------|-------------------------------------|--------------------------------|
| Points            | 14 vs. Arkansas-Pine Bluff, 11-6-18 | 30 at Nevada, 1-4-17           |
| Rebounds          | 2 vs. Texas Southern, 11-14-18      | 7 vs. San José State, 1-10-17  |
| Assists           | 3 vs. Arkansas-Pine Bluff, 11-6-18  | 9 vs. Savannah State, 11-28-16 |
| Steals            | 3 vs. Arkansas-Pine Bluff, 11-6-18  | 4 at Wyoming, 2-24-16          |
| Blocked Shots     | 1 vs. Arkansas-Pine Bluff, 11-6-18  | 2 - five times                 |
| Minutes           | 29 vs. Texas Southern, 11-14-18     | 38 vs. New Mexico, 2-6-16      |
| 10+ Scoring Games | 2 times (2-0)                       | 59 times                       |
| 20+ Scoring Games |                                     | 9 times                        |
| 30+ Scoring Games |                                     | 1 time                         |

# MISCELLANEOUS STATISTICS

## San Diego State's Record When...

| Category                               | 2018-19 Season | Dutcher Era | SDSU Streak | Note   |
|--|----------------|-------------|-------------|--|
| Home                                   | 2-0            | 15-2        | Won 7       | SDSU is 71-11 in its last 82 home games and 45-6 in its last 51 MW home games (since Jan. 26, 2013)  |
| Away                                   |                | 4-7         | Won 2       | SDSU is 59-36 in its last 95 road games; Aztecs are 58-28 in last 86 road games vs. non-AP top 25 teams  |
| Neutral                                |                | 5-2         | Lost 1      | Aztecs have won 38 of the last 57 games at neutral sites (38-19); Won two of last three meetings with AP Top 25 teams  |
| Scoring First                          | 2-0            | 20-6        | Won 2       | SDSU is 137-40 in its last 177 games in which it has scored first  |
| Opponent Scores First                  |                | 4-5         | Won 2       | SDSU is 75-31 in its last 106 games in which the opponent has scored first   |
| Leading at Half                        | 2-0            | 23-4        | Won 13      | SDSU is 85-12 in its last 97 games when ahead at half; 89-5 in last 94 at home when leading at half  |
| Trailing at Half                       |                | 1-5         | Lost 5      | SDSU is 6-16 the last 22 times trailing at the half and 32-45 since the start of '10-11  |
| Tied at Half                           |                | 0-2         | Lost 2      | SDSU is 7-5 in last 12 games that have been tied at half   |
| Leading with 5:00 Left                 | 2-0            | 23-4        | Won 13      | Won 276 of last 285; 164-game winning streak snapped vs. Boise State (2-27-16); Last loss before 164-game winning streak: at Wyoming (1-9-10)                                    |
| Trailing with 5:00 Left                |                | 0-7         | Lost 18     | SDSU is 7-50 in its last 57; Last win: vs. Utah State (3-10-16)  |
| Tied with 5:00 Left                    |                | 1-0         | Won 1       | SDSU is 4-3 in last seven outings  |
| In Overtime                            |                |             | Won 3       | SDSU is 21-2 in its last 23 in OT; Last loss: at Cincinnati (12-17-14); Won last seven OT home games   |
| SDSU Outrebounds Opp.                  | 1-0            | 18-6        | Won 1       | SDSU is 49-13 in its last 62 and 159-32 in its last 191 games. Last loss: vs. Houston (3-15-18)  |
| SDSU is Outrebounded                   | 1-0            | 5-4         | Won 3       | SDSU is 45-34 in its last 79 games when outrebounded; Last win: vs. Arkansas-Pine Bluff (11-6-18)  |
| SDSU Commits Fewer TOs                 | 2-0            | 17-2        | Won 9       | SDSU is 62-9 in its last 71 when committing fewer turnovers. Last loss: at Boise State (1-13-18)   |
| Opp. Commits Fewer TOs                 |                | 5-8         | Lost 1      | SDSU is 68-42 in its last 110 games when committing more turnovers; Last win: vs. Nevada (3-9-18)  |
| SDSU More FT Attempts                  | 2-0            | 20-2        | Won 2       | SDSU is 158-27 in its last 185 games in the category. Last loss: vs. Houston (3-15-18)   |
| Opp. More FT Attempts                  |                | 2-8         | Won 1       | SDSU is 45-39 in its last 84 games in this category. Last win: vs. Wyoming (2-14-18)   |
| SDSU Shoots Better than Opp.           | 2-0            | 21-2        | Won 12      | SDSU is 23-2 in last 25; 184-12 in last 196 with higher FG pct. Last loss: at New Mexico (1-20-18)   |
| Opp. Shoots Better than SDSU           |                | 2-9         | Lost 6      | SDSU is 36-57 since the start of '10-11 when the opponent has a higher FG pct.; Last win: vs. Gonzaga (12-21-17)   |
| SDSU Shoots 50% or Better              | 1-0            | 10-0        | Won 68      | Won 68 straight; Last loss: at No. 15 UNM (2-6-10); Won 73 straight at home when FG pct. >= 50.0 pct. (last loss: UNLV, 1-26-02)   |
| SDSU Shoots 40-50%                     | 1-0            | 11-8        | Won 5       | Since March 3, 2010, SDSU is 106-26 overall and 56-7 at home   |
| SDSU Shoots 40% or Less                |                | 3-3         | Lost 1      | SDSU is 70-15 when shooting 38.9 pct. or better (since Jan. 31, 2015); SDSU is 70-5 since Feb. 22, 2012, at home when shooting at least 38.9 pct.                                |
| Opp. Shoots 50% or Better              |                | 0-4         | Lost 6      | Duke snapped streak of 41 straight SDSU foes to shoot less than 50 pct. in the '15 NCAA tourney  |
| Opp. Shoots 40-50%                     |                | 7-6         | Won 3       | Suffered seven losses last season. Last loss: at No. 23/23 Nevada (2-10-18)  |
| Opp. Shoots 40% or Less                | 2-0            | 17-1        | Won 2       | SDSU is 226-31 in last 257 games. Last loss: vs. Houston (3-15-18)   |
| SDSU Bench Outscores Opp.              |                | 15-5        | Lost 1      | SDSU is 142-29 in this category since the beginning of the 2010-11 season; Aztecs are 110-25 in last 135 games   |
| Opp. Bench Outscores SDSU              | 2-0            | 8-6         | Won 4       | SDSU is 64-40 in this category since the beginning of the 2010-11 season   |
| SDSU Scores Less Than 60               |                | 0-1         | Lost 2      | SDSU is 23-29 in its last 52 games when scoring less than 60 points; Last win: vs. Air Force (3-1-17)  |
| SDSU Scores At Least 60 & Less Than 70 |                | 3-5         | Lost 1      | SDSU is 59-28 in its last 87 games. Last loss: vs. Houston (3-15-18)   |
| SDSU Scores Between 70-79              | 1-0            | 9-3         | Won 4       | SDSU is 11-3 in last 14, 98-11 in its last 109 when scoring 70-79. Last loss: at New Mexico (1-20-18); 32-2 at home in last 34   |
| SDSU Scores Between 80-89              |                | 6-2         | Won 3       | SDSU is 27-4 in its last 31 games when scoring between 80-89 points  |
| SDSU Scores Between 90-99              |                | 5-0         | Won 20      | The Aztecs have won 20 straight games and are 25-2 since 1999-2000 in this category  |
| SDSU Scores 100+                       | 1-0            | 1-0         | Won 27      | The Aztecs have won 27 straight games when reaching triple digits. SDSU is 4-0 in games where it has scored 100+ points since the 1999-2000 season.                              |
| Opp. Scores Less Than 60               |                | 12-0        | Won 14      | SDSU is 136-12 in the category in last 148 games; Last loss: at Colorado State (2-25-17)<br>SDSU is 114-4 the last 118 home games when holding the opponent to 60 points or less |
| Opp. Scores Less Than 50               |                | 1-0         | Won 5       | SDSU is 54-3 in last 57 in this category (at UW, 12-7-14; vs. Wyo., 3-14-15; Little Rock, 11-21-15)  |
| Opp. Scores Between 50-59              |                | 10-0        | Won 11      | SDSU is 52-7 in last 59 games in this category; 56-2 in last 58 home games   |
| Opp. Scores Between 60-69              | 2-0            | 6-2         | Won 2       | SDSU is 61-24 in the category since the start of 2010-11.  |
| Opp. Scores Between 70-79              |                | 6-3         | Won 4       | SDSU is 22-24 in its last 46 games when allowing between 70-79 points  |
| Opp. Scores Between 80-89              |                | 0-4         | Lost 5      | SDSU is 2-9 since the beginning of the 2010-11 season in this category.  |
| Opp. Scores Between 90-99              |                | 0-2         | Lost 2      | SDSU snapped a 24-game losing streak in the category by winning at TCU (3-3-12)  |
| Opp. Scores 100+                       |                |             | Lost 9      | The Aztecs are 0-3 in this category since the 1999-2000 season.  |
| Wearing Black                          |                | 8-8         | Lost 1      | SDSU is 24-21 in last 45 and 52-39 in its last 91 in the black uniforms; Last worn vs. Houston (3-15-18)   |
| Wearing Red                            |                |             | Won 1       | Aztecs are 15-5 in their last 20 when wearing red since the start of 2010-11; Last worn: at San José State (2-21-15)   |
| Wearing White                          | 2-0            | 15-3        | Won 7       | Last wore on the road at USD (11-30-17)  |
| Wearing Retro White                    |                | 3-1         | Won 2       | Wore vs. USD and vs. No. 2/3 Kansas in 2015-16; vs. Alabama State, Wyoming, Air Force in 2016-17; vs. Georgia and California, USU, CSU in 2017-18                                |
| Wearing Camouflage                     |                |             | Lost 1      | SDSU lost to No. 9/9 Syracuse (11-11-12)   |
| Wearing Pewter Gray                    |                |             | Won 2       | Uniforms made its debut vs. USD (12-15-12); Also worn against UNLV (1-16-13), FS (2-9-13), BSU (3-13-13)   |
| Wearing Turquoise                      |                | 1-0         | Won 4       | Uniforms made its debut vs. Bakersfield (11-20-14); Also worn vs. SD Christian (11-18-15), vs. Savannah St. (11-28-16), vs. McNeese (11-17-17)                                   |
| On Monday                              |                | 1-0         | Won 4       | Aztecs are 13-2 on Monday since the beginning of 2010-11   |
| On Tuesday                             | 1-0            | 4-2         | Won 2       | SDSU is 36-9 in its last 45 games played on Tuesday. Last loss: at Fresno State (2-6-18)   |
| On Wednesday                           | 1-0            | 4-2         | Won 4       | SDSU is 19-6 in last 25 and 49-14 in its last 63 games played on Wednesday   |
| On Thursday                            |                | 4-1         | Lost 1      | Aztecs played just 27 Thursday games since the start of the 2010-11 season   |
| On Friday                              |                | 4-0         | Won 4       | SDSU is 27-5 in its last 32 games played on the day  |
| On Saturday                            |                | 6-5         | Won 4       | SDSU is 61-29 in its last 90 games played on Saturday  |
| On Sunday                              |                | 1-1         | Won 1       | The Aztecs have played only 22 Sunday games since the beginning of the 2010-11 campaign (14-8)   |
| In November                            | 2-0            | 8-2         | Won 3       | SDSU is 42-11 in November since the beginning of the 2010-11 campaign  |
| In December                            |                | 3-2         | Won 1       | The Aztecs are 47-11 in their last 58 games played in December. Last loss: at Wyoming (12-27-17)   |
| In January                             |                | 3-4         | Lost 1      | SDSU is 31-11 in last 42 and 47-15 in last 62 January games  |
| In February                            |                | 6-2         | Won 5       | SDSU is 33-15 in its last 48 games played during the month   |
| In March                               |                | 4-1         | Lost 1      | The Aztecs are 50-18 in their last 68 March games  |