



2023-24 AUBURN WOMEN'S BASKETBALL

AUBURN ATHLETICS COMMUNICATIONS: 392 SOUTH DONAHUE DRIVE || AUBURN, AL 36830 || AUBURNTIGERS.COM || @AUBURNWBB

2023-24 SCHEDULE/RESULTS

19-10, 8-8 SEC

DATE	OPPONENT	TIME/TV/RESULT
Oct. 30	WEST GEORGIA (exh.)	W 77-49
Nov. 2	COLUMBUS STATE (exh.)	W 94-65
Nov. 6	JACKSONVILLE STATE	W 78-49
Nov. 9	LOUISIANA-LAFAYETTE	W 60-54
Nov. 12	at Rutgers	W 76-56
Nov. 17	CALIFORNIA	L 53-67
Nov. 20	at UCF	L 53-60
Nov. 26	ALABAMA A&M	W 68-45
Nov. 30	1-CLEMSON	W 83-53
Dec. 3	at UAB	W 72-62
Dec. 10	at Little Rock	W 58-45
Dec. 13	ALABAMA STATE	W 94-37
Dec. 16	NORFOLK STATE	W 67-39
Dec. 20	(RV) WASHINGTON STATE	W 69-62
Dec. 31	NORTH ALABAMA	W 79-58
Jan. 4	* TENNESSEE	L 67-75
Jan. 7	* at Texas A&M	L 44-66
Jan. 11	* at Ole Miss	L 55-58
Jan. 14	* (7/4) LSU	W 67-62
Jan. 18	* at (RV) Vanderbilt	L 50-53
Jan. 21	* ALABAMA	W 78-65
Jan. 29	* GEORGIA	W 67-49
Feb. 1	* (1) SOUTH CAROLINA	L 54-76
Feb. 4	* at Arkansas	L 72-74
Feb. 11	* at Missouri	W 70-59
Feb. 15	* KENTUCKY	W 78-50
Feb. 18	* at Alabama	L 61-67
Feb. 22	* at (13/10) LSU	L 66-71
Feb. 25	* TEXAS A&M	W 57-41
Feb. 29	* MISSISSIPPI STATE	W 77-60
Mar. 3	* at Florida	W 77-74
Mar. 7	2-vs. Arkansas	SECN 5 pm

All times Central. Home Games in **BOLD CAPS**.

* SEC Game

1-ACC/SEC Challenge

2-SEC Tournament (Greenville, S.C.)

+ = SEC Network + / WatchESPN.com / ESPN App

AUBURN ATHLETICS COMMUNICATIONS

WES TODD Assistant Director/WBB Contact
 wlt0006@auburn.edu
 C: 334-750-5682

KIRK SAMPSON Senior Associate AD
 kirk@auburn.edu

Web AuburnTigers.com
 Twitter @AuburnWBB
 Facebook /AuburnWBB
 Instagram @AuburnWBB
 Office Phone (334) 844-9800



GAME 30

Arkansas (18-13, 6-10)

Thursday, March 7, 2024 • 5 p.m. CT/6 p.m. ET
SEC Tournament - Second Round



Site Greenville, S.C.
 Venue Bon Secours Wellness Arena (15,000)
 TV SEC Network (Courtney Lyle, Carolyn Peck, Brooke Weisbrod)
 Radio AU100 (100.3 FM) (Brit Bowen, Larry DiChiara)
 Live Audio AuburnTigers.com | Auburn Athletics app
 Live Stats statbroadcast.com
 Twitter @AuburnWBB
 Series Record Auburn leads 39-26
 in Gainesville Series tied 13-13
 Last Meeting Auburn 66, Florida 55 (Jan. 30, 2023, at Auburn)

GAMEDAY BREAKDOWN

AUBURN TIGERS

Rankings AP: NR | Coaches: NR | NET: 43
 2023-24 Record 19-10
 SEC 8-8
 Home 14-3
 Away 5-7
 Neutral 0-0
 Streak W3
 Head Coach Johnnie Harris
 Record at AU (Yrs.) 45-43 (3rd)
 Overall Record (Yrs.) Same
 Record vs. Arkansas 0-3
 Last Game def. Florida, 77-74

ARKANSAS RAZORBACKS

Rankings AP: NR | Coaches: NR | NET: 74
 2023-24 Record 18-13
 SEC 6-10
 Home 10-6
 Away 4-6
 Neutral 4-1
 Streak L4
 Head Coach Mike Neighbors
 Record at ARK (Yrs.) 138-90 (7th)
 Overall Record (Yrs.) 236-131 (11th)
 Record vs. Auburn 8-1
 Last Game lost at Ole Miss, 87-43

STARTERS FROM LAST GAME




YAKIYA MILTON
 F • FR • 6-4
 Jacksonville, Fla.

PPG: 0.8
 RPG: 1.9
 APG: 0.1



JAMYA MINGO-YOUNG
 G • GR • 5-8
 Bogalusa, La.

PPG: 8.9
 RPG: 4.8
 APG: 3.8



SYDNEY SHAW
 G • SO • 5-9
 Miami, Fla.

PPG: 6.3
 RPG: 2.5
 APG: 0.8



TAYLEN COLLINS
 F • SR • 6-0
 Muldrow, Okla.

PPG: 8.3
 RPG: 6.3
 APG: 0.8



HONESTY SCOTT-GRAYSON
 G • GR • 5-8
 Brick, N.J.

PPG: 18.3
 RPG: 4.2
 APG: 2.3

OFF THE BENCH

No.	Pos.	Name	Ht.	Year	PPG	RPG	Hometown
1	F	Celia Sumbane	6-0	Jr.	3.9	2.9	Maputo, Mozambique
3	G	McKenna Eddings	6-0	Jr.	4.2	1.4	Williamsburg, Va.
4	G	Kaitlyn Duhon	5-10	So.	5.4	2.7	Houston, Texas
12	G	Mar'Shaun Bostic	5-9	Jr.	5.8	1.8	St. Louis, Mo.
15	G	Kionna Gaines	5-9	Jr.	0.0	0.6	Columbus, Ga.
20	C	Oyindamola Akinbolawa	6-5	So.	2.2	1.8	Lagos, Nigeria
21	G	Audia Young	5-7	R-Fr.	1.6	0.7	Tallahassee, Fla.
24	G	Carsen McFadden	5-7	Sr.	0.6	0.2	Fairview, Texas
30	C	Savannah Scott	6-4	Fr.	4.9	3.6	Conway, Ark.
32	C	Timya Thurman	6-5	Fr.	1.2	0.6	Linden, Ala.

Head Coach: Johnnie Harris (3rd season at Auburn)

Assistants: Fred Williams, Damitria Buchanan, Ketara Chapel, Savannah Carter, Alex Stewart

#WarEagle
#TheRise



AuburnTigers.com



@AuburnWBB | @AuburnTigers
@CoachJ_AU | @coachjharris



/AuburnWBB
/AuburnTigers

TEAM SCHEDULE AND MEDIA AVAILABILITY >> MARCH 6-10 (times Central unless noted otherwise)

SUNDAY March 3	MONDAY March 4	TUESDAY March 5	WEDNESDAY March 6	THURSDAY March 7	FRIDAY March 8	SATURDAY March 9
GAME 11:00 Auburn at Florida (SECN)	TBA	PRACTICE TBA TRAVEL to Greenville, S.C.	SHOOTAROUND 7-7:45 p.m. ET Greenville, S.C.	SEC TOURNAMENT 6 p.m. ET Auburn vs. Arkansas (SECN)	SEC TOURNAMENT 6 p.m. ET Auburn vs. LSU (SECN)	SEC TOURNAMENT TBA
Interviews postgame Return to Auburn				Interviews Postgame	Interviews Postgame	

AUBURN ATHLETICS COMMUNICATIONS SERVICES

QUICK FACTS

AUBURNTIGERS.COM

For updated game notes, statistics and all the latest information on Auburn basketball and gameday activities, go to AuburnTigers.com.

INTERVIEW POLICIES

- Practices are open to the public and media; however, media are strongly encouraged to notify Wes Todd if they are planning to attend.
- Coach Harris, assistant coaches and student-athletes are available for phone, virtual and in-person interviews by contacting Wes Todd in the athletic communications office.
- Following home games, interviews with Coach Harris and selected players will be conducted in the Neville Arena media room following radio/TV obligations. Players will go first, followed by Coach Harris. Visiting players and coaches should be requested through the opponent SID.
- Interviews following road contests will be conducted by request of the home team's media; postgame interviews with Coach Harris can be heard on the Auburn Sports Network radio broadcast.

CREDENTIALS

--Anyone wishing to cover Auburn women's basketball should contact Wes Todd in the communications office at least 24 hours in advance. Game credentials will be held at media will call, **which will move back to the scholarship entrance for the 2023-24 season.** There will be no season credentials. Parking passes are not needed. A concession voucher will be provided on request, and soft drinks/water are available in the media room.

GAME DAY SERVICES

- Media seating is available on a first-come, first-served basis on the press row table across from the team benches. At least 5-6 seats will be available for media each game. Overflow media seating will be available at the top of sections 222-223.
- Printed flip cards will be available in the media room. All other information (game notes, stats, etc.) will be available on AuburnTigers.com and StatBroadcast.com. Wireless internet (AU Open) is available in the arena.
- Photo/video work space will be provided in the media room.

VIDEO SERVICES

FTP feeds of selected Auburn basketball highlights are available for the media. Highlights and postgame press conference video will be posted following each game to ImagenCloud; visit auburn.imagencloud.com to register.

COMMUNICATIONS STAFF

- Wes Todd Women's Basketball contact
cell: 334-750-5682
email: wlt0006@auburn.edu
- Kirk Sampson Associate AD
cell: 334-750-1385
email: sampska@auburn.edu

GENERAL INFORMATION

Location.....	Auburn, Ala.
Founded	1856
Enrollment.....	31,526
Nickname	Tigers
Colors.....	Burnt Orange and Navy Blue
Facility (Capacity)	Neville Arena (9,121)
President	Dr. Christopher Roberts
Director of Athletics	John Cohen
WBB Administrator/SWA	Djenane Paul
Faculty Representative	Dr. Duane Brandon

WOMEN'S BASKETBALL HISTORY

First Year of Varsity Women's Basketball	1971
All-Time Record (Years).....	996-560 (53rd)
All-Time SEC Record (since 1981)	255-297
All-Time Home Record	521-171
at Neville Arena (since 2010).....	134-77
NCAA Tournament Appearances.....	21
Last NCAA App./Result.....	2019 - First Round
SEC Regular-Season Championships	5
.....	1981, 1987, 1988, 1989, 2009
SEC Tournament Championships.....	4
.....	1981, 1987, 1990, 1997

COACHING & SUPPORT STAFF

Head Coach	Johnnie Harris
Alma Mater, Year	Arkansas Baptist, 1996
Overall Record	45-43 / 3rd year
Auburn Record	45-43 / 3rd year
Assoc. Head Coach/Def. Coord.	Fred Williams
Assoc. Head Coach/Off. Coord.....	Damitria Buchanan
Assistant Coach/Recruiting	Ketara Chapel
Assistant Coach/Chief of Staff	Alex Stewart
Assistant Coach/Player Development.....	Savannah Carter
Dir. of Program Relations, Ops, Events	Tra'Cee Tanner
Director of Creative Content	Connor Putnam
Director of Student-Athlete Success.....	Reneisha Bolden
Special Assistant to the Head Coach.....	Ankara McNeil
Strength & Conditioning Coach	Jen Jones
Athletic Trainer.....	Rosemary Ragle
Video Coordinator.....	DeQuann "DQ" Gordon

GAMEDAY EXPERIENCE: NEVILLE ARENA

>> Neville Arena is in its 13th season as home of Auburn Basketball. The Tigers are 134-77 since moving to the Arena in 2010-11. The facility seats 9,121 for basketball and also hosts Auburn volleyball and gymnastics.



TEAM INFORMATION

2022-23 Record	16-15
2022-23 SEC Record	5-11
SEC Finish.....	10th
Postseason	WNIT Second Round
Starters Returning/Lost	2/3
Letterwinners Returning/Lost	6/8
Newcomers.....	8

AUBURN TIGERS SPEED CHART

Overall: 19-10 SEC: 8-8

Head Coach: Johnnie Harris (45-43, 3rd season)

PRONUNCIATION GUIDE

Oyindamola Akinbolawa - oh-WIN-dah-MO-lah
ah-kin-BAH-LAH-wah
Celia Sumbane - SELL-yah soom-BAH-nee
Yakiya Milton - ya-KYE-ah

JaMya Mingo-Young - ja-MYE-ah
Timya Thurman - ti-MYE-ah
Ketara Chapel - kuh-TARE-ah

		<i>Pts</i>	<i>Reb</i>	<i>Ast</i>	<i>Stl</i>	<i>Blk</i>		
0	YAKIYA MILTON F • 6-4 • Fr. • Jacksonville, Fla. • Mandarin HS	Season High	3	4	1	2	3	LAST GAME (at UF): 1 point, 2 rebounds, 3 blocks • Career-high 3 blocks in 1st college start at Florida • Matched season-highs w/ 4 rebs, 2 blks vs. Texas A&M • Avg. 11 pts, 10 reb, 4 blk per game in HS • Youngest player on team, turned 18 on Feb. 14
		Career High	3	4	1	2	3	
		PPG	RPG	APG	FG	3FG	FT	
		23-24	0.8	1.9	0.1	.285	-	
1	CELIA SUMBANE G • 6-2 • Jr. • Maputo, Mozambique • South Plains CC (Texas)	Season High	11	7	4	5	2	LAST GAME (at UF): 5 points, 3 rebounds • Huge game vs ASU: 11 pts, 7 reb, 5 stl, 3 ast, all career-hi • Second 10-pt game, 1st in SEC play at Arkansas • JUCO All-American at South Plains CC; 14.6 ppg as soph • 5th Auburn player from Africa; 1st from Mozambique
		Career High	11	7	4	5	2	
		PPG	RPG	APG	FG	3FG	FT	
		23-24	3.9	2.9	0.7	.394	.188	
2	JAMYA MINGO-YOUNG G • 5-8 • Gr. • Bogalusa, La. • Alabama	Season High	16	11	7	5	1	LAST GAME (at UF): 1 assist • Season-hi 16 pts at LSU, vs Clemson, vs Norfolk St. • Steal, 2 FTs in final 10 seconds to seal win vs LSU • Made 29 straight FTs from Dec. 3 to Jan. 7 • 12-12 FT vs. Norfolk St; tied AU single-game FT% record
		Career High	26	15	9	6	2	
		PPG	RPG	APG	FG	3FG	FT	
		23-24	8.9	4.8	3.8	.373	.333	
3	McKENNA EDDINGS G • 6-0 • Jr. • Williamsburg, Va. • Moberly Area CC (Mo.)	Season High	14	5	3	3	2	LAST GAME (at UF): 11 points, 5 rebounds, 4 steals • Big game vs. MSU with 13 points on 6-12 FG • Career-high 14 pts, 3 stl, 4-5 3FG vs. North Alabama • Key 3-pointer in 4th quarter in win over LSU • JUCO All-American at Moberly Area CC (Mo.)
		Career High	14	5	3	3	2	
		PPG	RPG	APG	FG	3FG	FT	
		23-24	4.2	1.5	0.9	.285	.260	
4	KAITLYN DUHON G • 5-10 • So. • Houston, Texas • Summer Creek HS	Season High	13	6	3	5	1	LAST GAME (at UF): DNP • Made first start of season at Ole Miss (1/11) • 13 points in opener vs. JSU • Avg. 3.8 pts, 2.3 reb in 13.8 mins/game in 22-23 • Career-hi 17 pts, 7 reb, 3 stl vs. South Alabama in '22-23
		Career High	17	8	3	5	3	
		PPG	RPG	APG	FG	3FG	FT	
		23-24	5.4	2.7	0.5	.467	.158	
5	SYDNEY SHAW G • 5-9 • So. • Miami, Fla. • DME Academy	Season High	17	6	4	2	2	LAST GAME (at UF): 9 points, 2 rebounds, 1 stl, 1 blk • Career-high 17 points at UCF (11/20) • Career-high 6 rebounds w/ 11 pts, 4 ast vs. Clemson • Started 25 gms as freshman; avg. 7.6 pts, 2.6 reb. 2.3 ast • Shot 34% on 3-pointers in 22-23 (40-of-118)
		Career High	15	6	6	4	3	
		PPG	RPG	APG	FG	3FG	FT	
		23-24	6.3	2.5	0.8	.332	.330	
12	MAR'SHAUN BOSTIC G • 5-8 • Jr. • St. Louis, Mo. • Vashon HS	Season High	18	9	9	5	1	LAST GAME (at UF): 18 points, 9 assists, 1 reb, 2 stl, 1 blk • Season-high 18 pts, career-high 9 assists at Florida (3/3) • Scored 17 points (7-11 FG) vs. Tennessee (1/4) • Career-best 23 pts at Clemson in '23 WNIT 2nd round • Fastest player on team, gets to the rim quickly
		Career High	23	9	9	5	3	
		PPG	RPG	APG	FG	3FG	FT	
		23-24	5.8	1.8	2.5	.432	.000	
14	TAYLEN COLLINS F • 6-1 • Sr. • Muldrow, Okla. • Oklahoma State	Season High	17	14	3	4	2	LAST GAME (at UF): 9 points, 3 rebounds, 1 stl, 1 blk • Double-double vs. UK; season-high 19 pts • 3 double-doubles this season • Avg. 9.5 pts, 9.1 reb in 2022-23; 4th in Big 12 in rebs • Tied OSU record for rebs. w/ 23 vs. North Texas
		Career High	21	23	7	6	3	
		PPG	RPG	APG	FG	3FG	FT	
		23-24	8.3	6.3	0.8	.444	-	
15	KIONNA GAINES G • 5-9 • Jr. • Columbus, Ga. • Clemson	Season High	-	2	-	1	-	LAST GAME (at UF): DNP • Played in all 35 games for Clemson in 2022-23 • Avg. 2.4 pts, 1.7 reb in 9.2 minutes/game • Fast, athletic guard that can play several positions
		Career High	18	5	2	2	1	
		PPG	RPG	APG	FG	3FG	FT	
		23-24	0.0	0.8	0.0	.000	-	
20	OYINDAMOLA AKINBOLAWA C • 6-5 • So. • Lagos, Nigeria	Season High	7	6	3	2	1	LAST GAME (at UF): DNP • Made first career start vs. LSU (1/14) • Career-high 7 points, 3 assists vs. Washington State • Season-high 6 rebounds at Ole Miss • Played 15 games in '23 after joining Auburn mid-season
		Career High	7	7	3	2	2	
		PPG	RPG	APG	FG	3FG	FT	
		23-24	2.2	1.8	0.3	.477	-	
21	AUDIA YOUNG F • 5-9 • R-Fr. • Tallahassee, Fla. • Florida State Univ. HS	Season High	4	4	1	2	-	LAST GAME (at UF): DNP • Scored first Auburn basket vs. Alabama A&M • Missed 2022-23 season with torn achilles • Daughter of AU All-American & SEC POY Carolyn Jones-Young (88-91); wears her mom's retired #21
		Career High	4	4	1	2	-	
		PPG	RPG	APG	FG	3FG	FT	
		23-24	1.6	0.7	0.2	.500	.000	
23	HONESTY SCOTT-GRAYSON G • 5-8 • Gr. • Brick, N.J. • Baylor	Season High	31	9	6	5	3	LAST GAME (at UF): 16 points, 5 rebounds, 2 ast, 1 blk • All-SEC First Team • SEC, Nat'l Player of Week after 21 pts in win over LSU • Career-high 32 points on Senior Night vs. Miss. State • Double figures in 26 games this year; 20+ 10 times
		Career High	31	14	6	5	4	
		PPG	RPG	APG	FG	3FG	FT	
		23-24	18.3	4.2	2.3	.419	.312	
24	CARSEN McFADDEN G • 5-7 • Sr. • Fairview, Texas • Lovejoy HS	Season High	3	1	-	2	-	LAST GAME (at UF): DNP • 2024 SEC Community Service Team • Played in 16 games in 2022-23 • Career-high 4 pts vs. ULL & Samford • 3-time SEC Academic Honor Roll
		Career High	4	3	3	2	-	
		PPG	RPG	APG	FG	3FG	FT	
		23-24	0.6	0.2	0.0	.182	.250	
30	SAVANNAH SCOTT C • 6-4 • Fr. • Conway, Ark. • Conway HS	Season High	21	11	1	1	3	LAST GAME (at UF): 8 points, 7 rebounds, 1 steal • Career-high 3 blocks at LSU • Best SEC performance vs. Alabama w/ 10 pts, 5 reb • SEC Freshman of the Week (11/14) • 1st career double-double at Rutgers (21 pts/11 reb)
		Career High	21	11	1	1	3	
		PPG	RPG	APG	FG	3FG	FT	
		23-24	4.9	3.6	0.2	.604	-	
32	TIMYA THURMAN C • 6-5 • Fr. • Linden, Ala. • Linden HS	Season High	4	2	2	1	3	LAST GAME (at UF): DNP • Played 14 mins vs. SC; career-high 3 blocks • Only player on roster from state of Alabama • Avg. 25 pts, 20 rebs as HS junior in 2022 • AHSAA 1A Player of the Year in 2022 at Linden HS
		Career High	4	2	2	1	3	
		PPG	RPG	APG	FG	3FG	FT	
		23-24	1.2	0.6	0.2	.438	-	

Inside the Matchup

Auburn vs. Arkansas 23-22 (.511)

In Auburn: 11-9
 --At Neville Arena: 2-6
 In Fayetteville: 10-11
 Neutral Sites: 2-2
 SEC Tournament: 1-2
 Trend: Arkansas has won the last 7 meetings

Nov. 24, 1984	W	70-65	Sanford, Fla.
Dec. 14, 1989	W	84-69	Fayetteville, Ark.
Jan. 11, 1992	L	56-67	Fayetteville, Ark.
Jan. 9, 1993	W	68-49	Auburn
Jan. 22, 1994	W	66-57	Fayetteville, Ark.
Jan. 22, 1995	L	73-80	Auburn
Feb. 20, 1996	L	72-73 (OT)	Fayetteville, Ark.
Feb. 9, 1997	W	85-77	Auburn
Feb. 8, 1998	L	63-71	Fayetteville, Ark.
Feb. 26, 1998	L	43-59	Columbus, Ga.*
Feb. 7, 1999	W	66-46	Auburn
Feb. 17, 2000	W	73-56	Auburn
Feb. 24, 2000	W	71-58	Fayetteville, Ark.
Jan. 28, 2001	L	68-77	Fayetteville, Ark.
Feb. 22, 2001	W	68-60	Auburn
Feb. 17, 2002	L	65-88	Fayetteville, Ark.
Jan. 26, 2003	W	64-36	Auburn
Jan. 25, 2004	W	71-44	Fayetteville, Ark.
Feb. 3, 2005	W	62-51	Auburn
Jan. 12, 2006	L	60-64	Fayetteville, Ark.
Jan. 14, 2007	L	62-65	Auburn
Feb. 10, 2008	W	73-68	Fayetteville, Ark.
Mar. 2, 2008	W	74-57	Auburn
Mar. 6, 2008	W	73-51	Nashville, Tenn.*
Jan. 18, 2009	W	70-61	Fayetteville, Ark.
March 1, 2009	W	94-57	Auburn
Feb. 11, 2010	L	58-73	Auburn
Feb. 13, 2011	W	64-59	Fayetteville, Ark.
Jan. 15, 2012	L	39-59	Fayetteville, Ark.
Feb. 12, 2012	L	48-51	Auburn
Jan. 6, 2013	W	50-47	Auburn
Feb. 2, 2014	W	56-48	Fayetteville, Ark.
Jan. 29, 2015	L	47-52	Fayetteville, Ark.
Feb. 15, 2015	L	36-54	Auburn
Jan. 24, 2016	W	71-60 (OT)	Auburn
Feb. 26, 2017	W	70-64	Fayetteville, Ark.
Jan. 14, 2018	L	58-68	Auburn
Feb. 10, 2019	W	75-72	Fayetteville, Ark.
Jan. 5, 2020	L	70-86	Auburn
March 5, 2020	L	68-90	Greenville, S.C.*
Jan. 31, 2021	L	67-77	Fayetteville, Ark.
Feb. 25, 2021	L	69-74	Auburn
Feb. 10, 2022	L	66-68	Fayetteville, Ark.
Feb. 5, 2023	L	51-54	Auburn
Feb. 4, 2024	L	72-74	Fayetteville, Ark.

*SEC Tournament

Auburn Women's Basketball Quick Hitters

- This is the 46th meeting between Auburn and Arkansas in women's basketball, the fourth in the SEC Tournament
- Auburn leads the series 23-22, but Arkansas has won the last 7 meetings
- The last three games between the teams have been decided by three points or less, including a 74-72 Arkansas win in Fayetteville on Feb. 4
- Auburn's win over No. 4/7 LSU on Jan. 14 was its fourth over a top-25 opponent under Johnnie Harris
- Auburn won six SEC home games this year, the most at Neville Arena and second-most in program history (7-0 in 2009)
- Auburn is 16-1 this season when shooting at least 40%; 3-9 when they are below that mark
- Auburn's defense is holding SEC opponents an average of 11.4 points below their season scoring average
- The Tigers lead the SEC and are 12th in the nation in turnover margin (+5.6)
- Honesty Scott-Grayson was named SEC Player of the Week and USBWA Ann Meyers Drysdale National Player of the Week after her 21-point performance in the win over LSU
- Scott-Grayson scored a career-high 32 points on Senior Night in the Tigers' win over Mississippi State
- Scott-Grayson leads the Tigers with 18.3 points/game (2nd SEC); 20.4 per game in SEC play (2nd SEC)
- Scott-Grayson scored 15+ points in 15 of 16 SEC games and has 20+ points 10 times this season
- In front of more than 6,000 fans, Auburn retired DeWanna Bonner's No. 24 prior to a 78-65 win over Alabama that snapped a nine-game losing streak to the Crimson Tide on Jan. 21
- The crowds vs. LSU (7,720) and Alabama (6,075) were the largest and third-largest crowds to see an Auburn women's basketball game at Neville Arena
- Three of the four largest women's basketball crowds in Neville Arena history have come this season
- Taylen Collins leads Auburn in rebounds (6.3/game) and has three double-doubles this season, including a season-high 19 points and 11 rebounds in the win over Kentucky
- JaMya Mingo-Young made 29 consecutive free throws from the UAB game Dec. 3 until finally missing on her third attempt at Texas A&M Jan. 7
- Mingo-Young went 12-for-12 at the free-throw line in the win over Norfolk State; that tied an Auburn record for single-game free throws without a miss
- Mar'Shaun Bostic scored a season-high 18 points and had a career-high 9 assists in the win at Florida on March 3
- Auburn has five road victories this season, the most since winning 10 road games in 2018-19
- Auburn is in its 53rd season of women's basketball and has 996 program wins

Moving On Up (Auburn/SEC Career Milestone Watch) . . .

- **Honesty Scott-Grayson** is 12th in Auburn history with 1,577 points (at Auburn); needs 6 to tie for 11th (Angie Hannah, 1,583); 24 to tie for 10th (Alli Smalley, 1,601).
- **Honesty Scott-Grayson** is 21st in Auburn history with 222 assists, needs 4 to tie for 20th (DeWanna Bonner, 226)
- **Honesty Scott-Grayson** has 1,651 career points (1,577 at Auburn + 74 at Baylor)
- **Honesty Scott-Grayson** is 6th in Auburn history in career scoring average (14.6 ppg)
- **Honesty Scott-Grayson** is 10th in Auburn history with 125 made 3-pointers; needs 9 to tie for 9th (Daisa Alexander, 130)
- **Honesty Scott-Grayson** is 5th among active scoring leaders in the SEC (1,577)
- **Honesty Scott-Grayson** is 20th among active rebounds leaders in the SEC (478)
- **Honesty Scott-Grayson** is 6th among active steals leaders in the SEC (192)
- **JaMya Mingo-Young** is 17th among active scoring leaders in the SEC (950)
- **JaMya Mingo-Young** is 5th among active assists leaders in the SEC (312)
- **JaMya Mingo-Young** is 13th among active rebounds leaders in the SEC (561)
- **JaMya Mingo-Young** is 7th among active steals leaders in the SEC (191)
- **JaMya Mingo-Young** needs 50 points for 1,000 in her career (Mississippi State + Alabama + Auburn)
- **Mar'Shaun Bostic** is 9th among active steals leaders in the SEC (126)
- **Taylen Collins** needs 6 points for 1,000 in her career (Oklahoma State + Auburn)
- **Auburn** needs 4 more wins to reach 1,000 in program history

INDIVIDUAL CATEGORY LEADERS

Auburn	Arkansas
Honesty Scott-Grayson - 18.3	Taliah Scott - 22.1
Taylen Collins - 6.3	Saylor Poffenbarger - 11.2
JaMya Mingo-Young - 3.8	Samara Spencer - 3.5
Taylen Collins - 1.7	Makayla Daniels - 1.6
Taylen Collins - 0.7	Maryam Dauda - 2.4
Honesty Scott-Grayson - 29.7	Taliah Scott - 36.4
Savannah Scott - .604	Maryam Dauda - .447
Sydney Shaw - .330	Makayla Daniels - .348
JaMya Mingo-Young - .852	Taliah Scott - .838

OPENING TIP

» Auburn begins postseason play in the second round of the SEC Tournament as the Tigers face Arkansas in Greenville, S.C. Game time is 5 p.m. CT Thursday, March 7, at Bon Secours Wellness Arena.

» Auburn, the No. 7 seed in the tournament, is 19-10 overall and finished 8-8 in SEC play. The Tigers held on for their third straight win with a 77-74 victory at Florida Sunday.

» Arkansas, the No. 10 seed, is 18-13 overall, 6-10 in SEC play. The Razorbacks fell 87-43 at Ole Miss Sunday.

ON THE AIR

» Brit Bowen and Larry DiChiara will have the radio call on AU100 (100.3 FM) beginning at 4:45 p.m. CT. The broadcast can also be heard on AuburnTigers.com and the Auburn Athletics app.

» Thursday's game can be seen on SEC Network with Courtney Lyle, Carolyn Peck and Brooke Weisbrod calling the action.

LAST TIME OUT

» Mar'Shaun Bostic put together one of the best all-around games of her career, and Auburn held on in a wild finish for a 77-74 win at Florida on the final day of the regular season.

» Leading by three with 6.2 seconds to play, Honesty Scott-Grayson missed the second of a two-shot free throw attempt. Florida got the rebound, raced the length of the court and launched a desperation 3-point attempt, but Scott-Grayson blocked the shot from behind as time expired to secure the win.

» Bostic scored a season-high 18 points and dished out a career-high nine assists to lead the Auburn offensive attack. She was also 8-of-10 at the free throw line. Scott-Grayson overcame second-half foul trouble to finish with 16 points along with five rebounds.

» McKenna Eddings had her second straight game in double figures, scoring 11 points to go along with five rebounds and four steals, both season-highs. Auburn shot a season-high 56% from the field to help overcome a season-high 24 turnovers.

UP NEXT

» With a win, Auburn would face second-seeded LSU in the SEC Tournament quarterfinal at 5 p.m. CT Friday.

» With a loss, the Tigers would await postseason selection. The NCAA Selection Show is Sunday, March 17.

AUBURN IN THE SEC TOURNAMENT

» This is the 45th appearance in the SEC Tournament for Auburn. The Tigers are 39-42 all-time and own four SEC Tournament titles in 1981, 1987, 1990 and 1997.

» This is coach Johnnie Harris' third appearance in the SEC Tournament as a head coach. She had been part of 11 previous SEC Tournaments as an assistant coach at Arkansas and Mississippi State. She helped lead MSU to the 2019 tournament title in Greenville, S.C.

» Auburn is the No. 7 seed for just the second time. The previous time was 1992, when the Tigers went 1-1 in the tournament.

AN AUBURN WIN WOULD...

» Give Auburn a 20-win season for the first time

since 2019 and just the second time in the last 15 years.

» Be the 997th win in program history.

» Give Auburn a four-game win streak against SEC opponents for the first time since 2015.

» Snap a 7-game skid against Arkansas.

» Be Auburn's first SEC Tournament win since 2020.

AUBURN-ARKANSAS SERIES

» Auburn is 23-22 all-time against Arkansas, and the Razorbacks hold a 2-1 lead in the SEC Tournament.

» The last four contests between the teams have been decided by five points or less.

LAST MEETING: Feb. 4, 2024, at Fayetteville Arkansas 74, Auburn 72

» Honesty Scott-Grayson had her third straight game with at least 20 points, but a furious fourth-quarter rally came up just short in a 74-72 loss to Arkansas Sunday at Bud Walton Arena.

» Auburn led by as many as 15 in the second quarter, then saw a huge Arkansas third quarter put the Razorbacks up by double digits. The Tigers tied it with less than a minute to go, but could not finish off the comeback.

» Collins recorded her second double-double of the season with 12 points and 11 rebounds; she also led the Tigers with four steals. Celia Sumbane broke into double figures for the second time with 10 points. The Tigers shot 39.7 percent (27-of-68), slightly better than Arkansas' 38.7 percent night (24-62). But the Razorbacks knocked down seven 3-pointers, two more than Auburn, and made 19 of their 27 free throws.

SCOUTING THE RAZORBACKS

» Arkansas is 18-13 overall and finished 6-10 in SEC play. The Razorbacks dropped four straight games to end the regular season.

» The Razorbacks average 70.4 points per game while giving up 68.5.

» Taliah Scott leads Arkansas with 22.1 points per game and scored 33 against the Tigers in the first meeting, but she has missed the last five games and 11 overall in SEC play.

SCOUTING AUBURN

» Auburn is 19-10 overall and finished 8-8 in SEC play. The latest ESPN "Bracketology" lists the Tigers as "last four byes" as of March 5.

» The Tigers have five total road wins this season, the most since winning 10 times on the road in 2018-19.

» Auburn has three top-30 wins this year, defeating NET No. 10 LSU, No. 25 Washington State, and No. 28 Alabama.

» The Tigers are 16-1 this season when shooting at least 40% from the field.

» First-team All-SEC selection Honesty Scott-Grayson scored 15+ points in 15 of 16 SEC games this season and 20+ points 10 times overall, including a stretch of five straight games. She scored a career-high 32 points on Senior Night in a win over Mississippi State. Previously, she matched a then-career high with 31 points vs. No. 1 South Carolina on Feb. 1. She followed that up with a 27-point performance at Arkansas, then a 24-point night at Missouri. She was named SEC Player of the Week after a 21-point performance in the win over LSU, then matched that output with 21 in the win

SEC STANDINGS & SCHEDULE

	<i>(regular season final)</i>					
	SEC Games			All Games		
	W	L	Pct.	W	L	Pct.
^South Carolina	16	0	1.000	29	0	1.000
LSU	13	3	.813	26	4	.867
Ole Miss	12	4	.750	22	7	.759
Alabama	10	6	.625	23	8	.742
Tennessee	10	6	.625	17	11	.607
Vanderbilt	9	7	.563	22	8	.733
AUBURN	8	8	.500	19	10	.655
Mississippi St.	8	8	.500	21	10	.677
Texas A&M	6	10	.375	18	11	.621
Arkansas	6	10	.375	18	13	.581
Florida	5	11	.313	14	14	.500
Kentucky	4	12	.250	11	19	.367
Georgia	3	13	.188	12	18	.400
Missouri	2	14	.125	11	18	.379

Wednesday, March 6 - First Round

10 am - (12) Kentucky vs. (13) Georgia
12:30 pm - (11) Florida vs. (14) Missouri

Thursday, March 7 - Second Round

11 am - (8) Mississippi State vs. (9) Texas A&M
1:30 pm - (5) Tennessee vs. Game 1 winner
5 pm - (7) Auburn vs. (10) Arkansas
7:30 pm - (6) Vanderbilt vs. Game 2 winner

Friday, March 8 - Quarterfinals

11 am - (1) South Carolina vs. Game 3 winner
1:30 pm - (4) Alabama vs. Game 4 winner
5 pm - (2) LSU vs. Game 5 winner
7:30 pm - (3) Ole Miss vs. Game 6 winner



Saturday, March 9 - Semifinals

3:30 pm - Game 7 winner vs. Game 8 winner
6 pm - Game 9 winner vs. Game 10 winner

Sunday, March 10 - Championship

2 pm - Game 11 winner vs. Game 12 winner

Inside the Numbers

CATEGORY		
	AUBURN	ARKANSAS
Points Per Game	67.2	70.4
Scoring Margin	+9.1	+1.9
Field Goal %	40.7%	37.6%
Opp. Field Goal %	37.6%	39.6%
3 pt Field Goal %	28.7%	30.0%
Opp. 3FG %	27.2%	31.6%
Rebounds	37.1	37.9
Opp. Rebounds	36.7	43.6
Rebound Margin	+0.4	-5.7
Turnovers	15.3	12.5
Opp. Turnovers	20.9	14.8
Steals	10.6	6.4
Opp. Steals	7.4	6.3
Blocks	3.9	5.4
Opp. Blocks	3.3	3.2

Associated Press Top 25

(Week 18: March 4)

Rk	Team	Record	Prev
1	South Carolina (35)	29-0	1
2	Stanford	26-4	4
3	Iowa	26-4	6
4	Ohio State	25-4	2
5	Southern California	23-5	7
6	Texas	27-4	3
7	UCLA	24-5	8
8	LSU	26-4	9
9	Connecticut	26-5	10
10	NC State	25-5	12
11	Virginia Tech	23-6	5
12	Indiana	24-4	14
13	Oregon State	23-6	11
14	Notre Dame	23-6	17
15	Gonzaga	29-2	16
16	Kansas State	24-6	15
17	Baylor	23-6	21
18	Colorado	21-8	13
19	Oklahoma	21-8	20
20	Syracuse	23-6	19
21	Creighton	24-4	23
22	Utah	21-9	18
23	UNLV	26-2	24
24	Louisville	23-8	22
25	Fairfield	26-1	NR

Also receiving votes: Princeton, Michigan State, West Virginia, **Ole Miss**, Columbia, North Carolina, Duke, Toledo, Kansas, Jackson State, Richmond, Iowa State.

USA TODAY Coaches' Top 25

(Week 18: March 5)

Rk	Team	Record	Prev
1	South Carolina (32)	29-0	1
2	Stanford	26-4	5
3	Iowa	26-4	6
4	Ohio State	25-4	2
5	LSU	26-4	7
6	Texas	27-4	3
7	UCLA	24-5	8
8	Southern California	23-5	9
9	Connecticut	26-5	10
10	NC State	25-5	11
11	Virginia Tech	23-6	4
12	Indiana	24-4	12
13	Gonzaga	29-2	13
14	Notre Dame	23-6	17
15	Oregon State	23-6	16
16	Kansas State	24-6	14
17	Baylor	23-6	21
18	Creighton	24-4	20
19	Colorado	21-8	15
20	Syracuse	23-6	19
21	Oklahoma	21-8	22
22	Utah	21-9	18
23	UNLV	26-2	24
24	Louisville	23-8	23
25	Princeton	22-4	NR

Also receiving votes: Fairfield, West Virginia, Ball State, Richmond, **Tennessee**, Michigan State, Toledo, Kansas.

over Georgia. She leads the team with 18.3 points/game (2nd SEC) and also averages 4.3 rebounds and 2.3 assists. She averaged 20.4 points/game in SEC play (2nd in SEC), and has scored in double figures in 26 out of 28 games she has played this year.

» JaMya Mingo-Young leads Auburn with 3.8 assists/game, and she is second on the team with 8.9 points/game. She is fifth in the SEC and 40th nationally in assist/turnover ratio (2.2). She is also second in the league in free-throw percentage (85.2%) and made 29 consecutive free throws from the UAB game Dec. 3 until finally missing at Texas A&M Jan. 7. Mingo-Young equaled a season-high with 16 points at LSU, scoring all 16 in the second half in a return to her home state. She also had 16 points against Clemson, hitting 9-of-11 free throw attempts, then matched her scoring output with 16 against Norfolk State and tied an Auburn record going 12-for-12 at the free-throw line. She made the highlight-reel play of the season to clinch the win over LSU, stealing the ball from Angel Reese and drawing a foul with 10 seconds to play and Auburn leading by 2, then sinking both free throws to secure the win.

» Senior Taylen Collins scored a season-best 19 points and had 11 rebounds in the win over Kentucky for her third double-double of the year. Collins had a huge second half to spark the comeback win over UL-Lafayette on Nov. 9 with all nine of her points and 8 of 14 rebounds coming after halftime, and she had a then-season high 17 points vs. Alabama State. She recorded her first Auburn double-double with 10 points and 10 rebounds vs. Alabama A&M, then got her first in SEC play with 12 points and 11 rebounds at Arkansas. She averages 8.3 points and a team-leading 6.5 rebounds.

» Junior Mar'Shaun Bostic had the one of the best all-around games of her career in the regular-season finale at Florida, scoring a season-best 18 points and dishing out a career-high 9 assists. She scored a then-season high 17 points on 7-11 shooting vs. Tennessee. She also had a huge game in the opener vs. Jacksonville State with 12 points, 4 assists, 4 steals and 3 rebounds. She then had another big game against Clemson with 7 points, 4 assists and a career-high 5 steals.

» Sophomore Sydney Shaw scored a career-high 17 points at UCF and has hit double-figures in seven games. Shaw also led the Tigers with 15 points in the Alabama A&M win and scored 11 against Clemson. Shaw knocked down two key 3-pointers in the second half to help the Tigers pull away from Texas A&M; she shared the team lead with 10 points. She is fourth on the team with 6.3 points/game.

» Sophomore Kaitlyn Duhon started the season off with a bang, scoring 13 points along with 3 rebounds and 2 steals in the opener vs. JSU. She showed off her speed against Clemson, especially late in the first half, as she scored 10 points with 3 rebounds and 3 steals. She swiped a career-high 5 steals in just 10 minutes of action vs. Alabama State, and she has started 10 games.

» Freshman Savannah Scott has seen a resurgence since moving back into the starting lineup vs. Alabama. For the season, she averages 4.9 points and 3.6 rebounds, and she was SEC Freshman of the Week the opening week of the season after a double-double at Rutgers.

» Junior college transfer McKenna Eddings had a huge game in the win over Mississippi State,

scoring 13 points on 6-of-12 shooting and pulling down a career-high five rebounds, then followed that up with an 11-point, 5-rebound, 4-steal performance at Florida. She averages 4.2 points off the bench and has made 20 3-pointers this year, third-most on the team.

SHUT IT DOWN

» Auburn's defense has been among the best in the SEC so far this year. In 16 SEC games, Auburn held opponents an average of 11.4 points below their season scoring average and held teams below their average in 15 of 16 games.

» The biggest example was Auburn's home win over No. 7 LSU where the visiting Tigers - at the time the nation's top scoring team - were held to 62 points, their lowest total of the season and nearly 26 points below their season average.

» 10 SEC opponents have been held at least 10 points below their season average - LSU (25.9 and 16.9), Vanderbilt (15.9), Georgia (14.6), South Carolina (11.0), Missouri (11.3), Kentucky (14.5), Texas A&M (27.6) and Mississippi State (15.9).

PACKING THE HOUSE

» Auburn has set a new total season attendance record for women's basketball with 55,169 fans through the gates at Neville Arena this season. The average attendance of 3,245 is the second-highest in program history as well.

» Neville Arena saw three of its four all-time largest women's basketball crowds in the first month of the 2024 SEC season.

» Auburn set a Neville Arena record when 7,720 fans filled the stands for the Tigers' upset win over No. 7/4 LSU on Jan. 14; it was the second-largest women's basketball crowd in Auburn history - on Jan. 25, 2009, a crowd of 12,067 packed Beard-Eaves Memorial Coliseum as the Tigers defeated No. 10 Tennessee 82-68 with the Lady Vols fresh off the 2008 national title.

» With 7,720 vs. LSU this year and 12,067 vs. Tennessee in 2009, the two largest crowds in Auburn women's basketball history have seen the Tigers defeat the defending national champions.

» Another huge crowd of 6,075 filed into Neville Arena as the Tigers retired DeWanna Bonner's No. 24 prior to a 78-65 win over Alabama on Jan. 21. That was the third-largest Auburn women's basketball crowd at Neville Arena and ranks 12th all-time.

» On Feb. 1, 4,814 fans were in attendance as the Tigers took on No. 1 South Carolina; it was the fourth-biggest crowd at Neville for women's hoops.

TOP FIVE WBB HOME ATTENDANCE - ALL VENUES

Date	Opponent	Attendance	Result
1/25/09	Tennessee	12,067 (BEMC)	W 82-68
1/14/24	LSU	7,720 (Arena)	W 67-62
1/23/11	Tennessee	7,536 (Arena)	L 53-73
1/6/89	Tennessee	7,150 (BEMC)	W 65-59
2/22/09	Georgia	7,006 (BEMC)	W 65-59

TOP FIVE NEVILLE ARENA WBB CROWDS

Date	Opponent	Attendance	Result
1/14/24	LSU	7,720	W 67-62
1/23/11	Tennessee	7,536	L 53-73
1/21/24	Alabama	6,075	W 78-65
2/1/24	South Carolina	4,814	L 54-76
1/1/12	Tennessee	4,269	L 52-73

TAKING DOWN THE CHAMPS

» Auburn earned one of the most significant wins in college basketball so far this season when the Tigers upset No. 7/4 LSU 67-62 on Jan. 14 at Neville Arena. A record crowd of 7,720 fans were on hand to watch Auburn end LSU's 16-game winning streak and take down the defending national champions.

» The win over LSU was Auburn's seventh all-time over a defending national champion.

WINS OVER DEFENDING NATIONAL CHAMPIONS

Date	Opponent	Location	Score
1/14/24	LSU	Auburn	67-62
3/7/09	Tennessee	Little Rock*	78-58
1/25/09	Tennessee	Auburn	82-68
3/2/97	Tennessee	Chattanooga*	61-59
3/5/90	Tennessee	Albany, Ga.*	78-77
3/31/89	Louisiana Tech	Tacoma#	76-71
1/9/88	Tennessee	Knoxville	71-68

*SEC Tournament #Final Four

DEFENSE CREATING OFFENSE

» On average, Auburn scores 21.7 points off opponent turnovers this season. When scoring at least 20 points off turnovers, the Tigers are 13-2, including 5-1 in SEC games (LSU 1-1, Missouri, Texas A&M, Mississippi State, Florida).

» Auburn forced Alabama State into 40 turnovers in a 94-37 win on Dec. 13 at home. It tied for the second-most turnovers forced by Auburn in program history and was the most against a Division I opponent.

» The Tigers scored 53 points off those 40 turnovers, the most since at least 2005-06 when records on that statistic are available.

» Under Harris, the Tigers have forced 25 or more turnovers nine times and 30 or more on four occasions.

» Auburn is 33-0 all-time when forcing 30 or more turnovers in a game.

» The Tigers have forced 20 or more turnovers in 17 games this year; Auburn is 12-5 in those games.

TURNOVERS FORCED - ALL-TIME TOP 10

Date	Opponent	Turnovers	Result
12/17/00	Puerto Rico-Mayaguez	45	W 106-25
12/13/23	Alabama State	40	W 94-37
2/14/95	Lynn	40	W 107-25
12/29/03	Alabama A&M	39	W 95-28
12/5/01	Tennessee State	39	W 96-46
11/11/16	Troy	38	W 61-52
12/22/11	Central Connecticut St.	37	W 49-40
11/14/08	at Alabama A&M	37	W 91-53
12/18/22	Samford	36	W 91-37
11/29/17	ULM	35	W 67-41
12/16/15	Winthrop	35	W 76-33

GRINCH MODE

» Auburn embraced the Christmas spirit - the Grinch's one of stealing, that is - in their win over Alabama State when they set a new program record with 28 steals in a 94-37 win. Senior Carsen McFadden swiped the record-breaking 25th steal in the 4th quarter.

» The previous Auburn record was 24 steals, tied most recently last season when the Tigers accomplished the feat against Samford on Dec. 19.

» Through games of Feb. 19, Auburn is one of 12 teams nationally to record at least 28 steals in a game and one of just three to do it against another Division I team. It was just the fifth time in the last five years for a Division I team to record 25 or more

steals against a DI opponent.

» The last SEC team to record at least at least 28 steals in a game, interestingly enough, was the 2013-14 Mississippi State Bulldogs - with then-assistant coach Johnnie Harris in her second year in Starkville. That team recorded 30 steals in a win over New Orleans. In that game, MSU was led with 7 steals by current Auburn assistant coach Savannah Carter, who filled the stat sheet with 10 points, 10 rebounds and 5 assists.

SINGLE-GAME STEALS - ALL-TIME TOP 10

Date	Opponent	Steals	Result
12/13/23	Alabama State	28	W 94-37
12/19/22	Samford	24	W 91-37
12/5/15	East Carolina	24	W 83-69
12/5/01	Tennessee State	24	W 96-46
12/21/04	Monmouth	23	W 73-44
12/7/03	Buffalo	23	W 82-32
12/17/00	Puerto Rico-Mayaguez	23	W 106-25
11/11/16	Troy	22	W 61-52
11/14/14	Troy	22	W 71-54
12/29/12	Samford	22	W 80-51

UP TO THE CHALLENGE

» Auburn's 83-53 win over Clemson Nov. 30 in the final game of the inaugural ACC/SEC Challenge clinched a 7-7 tie in the 14-game event.

» Auburn's 30-point margin of victory was also the largest by any team, men or women, in the three-day Challenge.

» With wins by the Auburn men over Virginia Tech Nov. 29 and the women over Clemson Nov. 30, Auburn was one of just four SEC schools to win both the men's and women's contests in the Challenge (Arkansas, Kentucky, South Carolina were the others).

POWER OVER POWER

» Blowout wins over Power 5 opponents have been rare. The 83-53 win over Clemson Nov. 30 was the largest margin of victory for Auburn against a major conference opponent since a 77-39 win over Alabama during the 2018-19 season.

» The Clemson win, along with a 76-56 win over Rutgers and a 28-point win over Kentucky, has given Auburn three wins of 20+ points over a major conference opponent this season; that hasn't happened since the 2008-09 season when the SEC Champion Tigers did it four times.

» Auburn has posted three wins over non-conference Power 5 opponents this season, the most since the 2008-09 season.

LAST 10 WINS OF 20+ VS. POWER 5 TEAMS

Date	Opponent	Location	Result
2/15/23	Kentucky	Auburn	W 78-50
11/30/23	Clemson	Auburn	W 83-53
11/12/23	Rutgers	Piscataway	W 76-56
2/17/19	Alabama	Auburn	W 77-39
12/31/17	Florida	Auburn	W 84-55
1/8/17	Ole Miss	Auburn	W 83-60
2/14/16	Florida	Auburn	W 80-58
3/4/15	Florida	Little Rock	W 71-49
1/16/14	Alabama	Tuscaloosa	W 61-39
1/10/13	Ole Miss	Auburn	W 76-52
2/23/12	Alabama	Auburn	W 81-40

ON THIS DATE

» Auburn is 3-6 all-time on March 7. The Tigers' last game on this date was a 53-52 win over Alabama in the 2019 SEC Tournament in Greenville.

Auburn in the SEC & NCAA Stats

(Thru games of March 4)

Category	Value	SEC	NCAA
Scoring Offense	67.2	12th	136th
Scoring Defense	58.2	3rd	51st
Scoring Margin	+9.1	7th	70th
Free Throw Pct.	.709	9th	183rd
Field Goal Pct.	.407	11th	168th
Field Goal Pct. Def.	.376	5th	47th
3-pt FG Pct.	.287	11th	263rd
3-pt FG Pct. Def.	.272	2nd	26th
Rebounds	37.1	12th	150th
Rebound Margin	+0.4	10th	184th
Blocks	3.9	8th	78th
Assists	12.6	11th	198th
Steals	10.6	2nd	35th
Turnover Margin	+5.6	1st	12th
Turnovers Forced	20.9	1st	13th
Assist/Turnover	0.83	11th	178th
3-Point FG Made	3.8	12th	327th

INDIVIDUALS (All Games)

Category	Value	SEC	NCAA
Scoring			
Honesty Scott-Grayson	18.3	2nd	48th
Rebounds			
Taylen Collins	6.3	14th	--
Field Goal Percentage			
Honesty Scott-Grayson	.416	--	207th
Assists			
JaMya Mingo-Young	3.8	8th	133rd
Free Throw Percentage			
JaMya Mingo-Young	.852	2nd	46th
Honesty Scott-Grayson	.778	11th	184th

Category	Value	SEC	NCAA
Steals			
Taylen Collins	1.66	14th	240th
Assist/Turnover Ratio			
JaMya Mingo-Young	2.2	5th	40th

Category	Value	SEC	NCAA
Offensive Rebounds			
Taylen Collins	2.8	8th	--

INDIVIDUALS (SEC Games ONLY)

Category	Value	SEC	NCAA
Scoring			
Honesty Scott-Grayson	20.4	2nd	--
Rebounding			
Taylen Collins	6.3	16th	--
Field Goal Percentage			
Honesty Scott-Grayson	.424	15th	--
Assists			
JaMya Mingo-Young	3.4	10th	--
Free Throw Percentage			
Honesty Scott-Grayson	.788	9th	--

Category	Value	SEC	NCAA
Steals			
JaMya Mingo-Young	1.9	9th	--
Taylen Collins	1.7	12th	--

Category	Value	SEC	NCAA
Assist/Turnover Ratio			
JaMya Mingo-Young	1.6	7th	--

Category	Value	SEC	NCAA
Offensive Rebounds			
Taylen Collins	2.9	8th	--

AUBURN HONOR ROLL

- » **Carson McFadden:** SEC Community Service Team
- » **Savannah Scott:** SEC Freshman of the Week (11/14)
- » **Honesty Scott-Grayson:** SEC Player of the Week (1/16); USBWA Ann Meyers Drysdale National Player of the Week (1/16); All-SEC First Team
- » **JaMya Mingo-Young:** "Best Moment" from "SEC Now" midseason superlatives (last-minute steal vs. LSU)

SEEING DOUBLE

- » Auburn's first double-double of the season came in game three as freshman Savannah Scott recorded 21 points and 11 rebounds in the Tigers' 76-56 win at Rutgers Nov. 12.
- » Senior Taylen Collins earned the first double-double of her Auburn career and her 12th overall with 10 points and 10 rebounds in a win over Alabama A&M Nov. 26.
- » Graduate student JaMya Mingo-Young recorded her first double-double as a Tiger and eighth of her career with 13 points, 10 rebounds and 7 assists in a win over North Alabama Dec. 31.
- » Collins recorded the second double-double of her Auburn career and first in SEC play with 12 points and 11 rebounds at Arkansas Feb. 4.
- » Mingo-Young picked up her second double-double of the season with 10 points and 11 rebounds in the Tigers' win at Missouri Feb. 11.
- » Collins earned her third of the season with a season-high 19 points along with 11 rebounds in a win over Kentucky Feb. 18.

POST ME UP, SCOTTIE

- » Freshman center Savannah Scott could not have asked for a better start to her Auburn career, scoring 50 points in her first three games.
- » For her efforts in the opening week of the season, where she led Auburn in scoring twice and recorded her first career double-double with 21 points and 11 rebounds in a win at Rutgers, Scott was named the season's first SEC Freshman of the Week.

WORKING OVERTIME

- » Auburn is 23-22 all-time in overtime games. The Tigers' last OT game was a 77-76 home win over Ole Miss on Jan. 22, 2023.

LAST 5 OVERTIME GAMES

Date	Opponent	Location	Result
1/22/23	Ole Miss	Auburn	W 77-76
1/6/22	at Missouri	Columbia	L 63-72
2/20/20	Mississippi State	Auburn	L 85-92
11/30/19	Dayton	Esteros, Fla.	W 76-74
2/3/19	Georgia	Auburn	W 59-58

NO. 24 NOW IN THE RAFTERS

- » Auburn women's basketball retired DeWanna Bonner's No. 24 prior to the Jan. 21 win over Alabama.
- » Bonner is Auburn's all-time leading scorer with 2,162 points and third in career rebounds with 1,047. She was the 2009 SEC Player of the Year and a two-time All-American, and is a 5-time WNBA All-Star.
- » Bonner's No. 24 is the fifth jersey retired by Auburn women's basketball, joining Carolyn Jones (No. 21), Ruthie Bolton (No. 25), Becky Jackson (No. 34) and Vickie Orr (No. 50).

TIGERS IN THE PROS

- » DeWanna Bonner, a 2009 Auburn graduate, completed her 14th season in the WNBA in 2023, her fourth with the Connecticut Sun. A five-time WNBA All-Star, Bonner helped lead the Sun to the WNBA semifinals, where they fell to the Las Vegas Aces.
- » Former Tiger Charlene Thomas-Swinson, who played at Auburn from 1984-87, was an assistant coach for the Las Vegas Aces, who won the 2022 and 2023 WNBA titles.
- » Unique Thompson, a 2021 graduate, is currently playing for Nadezhda Orenburg in Russia. Thompson was the No. 19 pick in the 2021 WNBA Draft by the Indiana Fever, and she signed a training camp contract with the Dallas Wings in 2022, but has not played in a WNBA regular-season game.

WELCOME TO THE FAMILY

- » The Tigers will welcome Jordan Hunter (5-8, G, Trussville, Ala./Hewitt-Trussville HS) and Syriah Daniels (6-0, G, Auburn, Ala./Auburn HS) to the Plains for the 2024-25 season. Daniels is the daughter of Marquis Daniels, former Auburn men's basketball player and current director of player development, and the late Shana Askew Daniels, a former Auburn women's basketball standout.

THIS, THAT AND THE OTHER

- » Two Tigers are wearing the SEC Graduate patch this season. Honesty Scott-Grayson graduated from Auburn in December 2022, and JaMya Mingo-Young earned her degree at Alabama in 2023 before transferring to the Plains.
- » Redshirt freshman Audia Young is part of the SEC Women's Basketball Leadership Council.
- » Young's No. 21 is technically retired, but the previous owner of that number - her mother, Carolyn Jones-Young - granted her permission to wear it at Auburn.
- » Graduate assistant DeQuann "DQ" Gordon earned his Master's degree in Auburn's December graduation; he is now the Tigers' video coordinator.

NCAA NET Report (AU & Opponents)

<i>(As of 3/5/24)</i>			
Rk	Team	D1 Record	AU Result
1	South Carolina	29-0	L
10	LSU	26-4	W/L
25	Washington State	18-13	W
28	Alabama	23-8	W/L
33	Tennessee	17-11	L
34	Ole Miss	22-7	L
43	AUBURN	19-10	
45	Texas A&M	18-11	L/W
46	Mississippi State	21-10	W
56	Vanderbilt	22-8	L
61	Florida	14-14	W
62	California	17-13	L
74	Arkansas	18-12	L
85	Missouri	11-18	W
88	Clemson	12-18	W
89	UCF	11-16	L
94	Georgia	12-17	W
118	Norfolk State	22-5	W
150	UAB	17-11	W
151	Kentucky	11-19	W
155	Rutgers	8-23	W
178	Louisiana-Lafayette	13-13	W
242	Little Rock	12-17	W
255	Jacksonville State	9-16	W
264	North Alabama	10-17	W
267	Alabama A&M	14-13	W
355	Alabama State	3-24	W

Auburn Career Record Watch

Auburn Career Scoring

No.	Player	Years	Points
1.	DeWanna Bonner	2005-09	2,162
2.	Becky Jackson	1980-84	2,068
3.	Vickie Orr	1985-89	2,035
4.	Marianne Merritt	1975-79	1,979
5.	Carolyn Jones	1988-91	1,831
6.	Natasha Brackett	2001-05	1,716
7.	Janiah McKay	2015-19	1,647
8.	Brandy Montgomery	2013-17	1,644
9.	Mae Ola Bolton	1984-88	1,616
10.	Alli Smalley	2007-11	1,601
11.	Angie Hannah	1978-82	1,583
12.	Honesty Scott-Grayson	2020-pres.	1,577
13.	Unique Thompson	2017-21	1,540
14.	Tyrese Tanner	2010-14	1,515
14.	Le'Co'e Willingham	1999-03	1,475
16.	Lori Monroe	1979-83	1,415
17.	Tasha Hamilton	1997-01	1,402
18.	Sherell Hobbs	2005-09	1,372
19.	Linda Godby	1986-90	1,365
20.	Tra'Ce'e Tanner	2012-16	1,327
21.	Debra Larkin	1981-85	1,310
22.	C.C. Hayden	1989-92	1,306
23.	Katie Frerking	2013-17	1,271
24.	Conswella Sparrow	1997-00	1,249
25.	Blanche Alverson	2009-13	1,244
	Brenda Hill	1981-85	1,222
27.	Daisa Alexander	2016-20	1,215
28.	Monique Morehouse	1992-96	1,191
29.	Lauretta Freeman	1989-93	1,188
30.	Hasina Muhammad	2001-15	1,184
	Sharon Stewart	1984-88	1,184
32.	Ruthie Bolton	1985-89	1,176
33.	Tiffany Krantz	1996-2000	1,136
34.	Samantha Williams	1992-96	1,106
35.	KeKe Carrier	2005-10	1,017
36.	Helene Baroodly	1983-87	1,011

Auburn Career Field Goals

No.	Player	Years	FG
1.	Becky Jackson	1980-84	864
	Vickie Orr	1985-89	864
3.	Marianne Merritt	1975-79	837
4.	DeWanna Bonner	2005-09	744
5.	Angie Hannah	1979-82	735
6.	Mae Ola Bolton	1984-88	697
7.	Carolyn Jones	1988-91	645
8.	Natasha Brackett	2001-05	641
9.	Brandy Montgomery	2013-17	627
10.	Unique Thompson	2017-21	605
--	Honesty Scott-Grayson	2020-pres.	573

Auburn Career Field Goal Attempts

No.	Player	Years	FGA
1.	Marianne Merritt	1975-79	1,795
2.	Brandy Montgomery	2013-17	1,689
3.	DeWanna Bonner	2005-09	1,633
4.	Vickie Orr	1985-89	1,528
5.	Natasha Brackett	2001-05	1,514
6.	Janiah McKay	2015-19	1,478
7.	Alli Smalley	2007-11	1,452
8.	Becky Jackson	1980-84	1,435
9.	Honesty Scott-Grayson	2020-pres.	1,413
10.	Angie Hannah	1979-82	1,396

Auburn Career Assists

No.	Player	Years	Assists
1.	Whitney Boddie	2005-09	603
2.	Renae Halbrooks	1978-82	593
3.	Helene Baroodly	1983-87	587
4.	Kristen Mulligan	1992-96	551
5.	Ruthie Bolton	1985-89	526
6.	Martha Monk	1979-81	525
7.	Chantel Tremitiere	1987-91	490
8.	Janiah McKay	2015-19	448
9.	Tiffany Krantz	1996-2000	414
10.	Debra Larkin	1981-85	386
11.	Samantha Williams	1991-96	323
12.	Nicole Louden	2001-05	311
13.	Katie Frerking	2013-17	307
14.	Alli Smalley	2007-11	303
15.	Morgan Toles	2009-11	267
16.	Najat Ouardad	2011-13	259
17.	Cindy Sagrera	1981-84	254
18.	Mae Ola Bolton	1984-88	252
19.	Nitasha Brown	2002-06	236
20.	DeWanna Bonner	2005-09	226
21.	Honesty Scott-Grayson	2020-present	222
21.	Tasha Hamilton	1997-2001	219
23.	Angie Hannah	1978-82	214
24.	Lynn Stevenson	1987-91	212
25.	LaRita Spencer	1999-2001	209
26.	Terryland Robinson	1989-93	207
27.	Diann McNeil	1984-88	202
28.	Justine Agbatan	1995-98	201
29.	Nancy Derrick	2000-04	200
	Sherell Hobbs	2005-09	200
--	Mar'Shaun Bostic	2021-present	181

Auburn Career Scoring Average

No.	Player	Years	Avg.
1.	Marianne Merritt	1975-79	20.4
2.	Carolyn Jones	1988-91	18.3
3.	Becky Jackson	1980-84	17.8
4.	DeWanna Bonner	2005-09	17.2
5.	Vickie Orr	1985-89	15.5
6.	Honesty Scott-Grayson	2020-present	14.6
7.	Conswella Sparrow	1997-00	14.5
8.	Unique Thompson	2017-21	14.1
9.	Natasha Brackett	2001-05	14.0
10.	C.C. Hayden	1989-92	13.6

Auburn Career 3-Pointers Made

No.	Player	Years	3FG
1.	Alli Smalley	2007-11	219
2.	Blanche Alverson	2009-13	213
3.	Brandy Montgomery	2013-17	205
4.	Tiffany Krantz	1996-00	184
5.	Natasha Brackett	2001-05	171
6.	Samantha Williams	1992-96	161
7.	Kristen Mulligan	1992-96	149
8.	Katie Frerking	2013-17	147
9.	Daisa Alexander	2016-20	130
10.	Honesty Scott-Grayson	2020-pres.	125

Auburn Career 3-Point Attempts

No.	Player	Years	3FGA
1.	Brandy Montgomery	2013-17	688
2.	Alli Smalley	2007-11	637
3.	Blanche Alverson	2009-13	618
4.	Natasha Brackett	2001-05	545
5.	Tiffany Krantz	1996-2000	520
6.	Katie Frerking	2013-17	518
7.	Samantha Williams	1992-96	500
8.	Daisa Alexander	2016-20	398
9.	Honesty Scott-Grayson	2020-pres.	394
10.	Kristen Mulligan	1992-96	370

Auburn Career Free Throws Made

No.	Player	Years	FT
1.	DeWanna Bonner	2005-09	600
2.	Janiah McKay	2015-19	443
3.	Carolyn Jones	1988-91	438
4.	Tyrese Tanner	2010-14	376
5.	Conswella Sparrow	1997-2000	346
	Le'Co'e Willingham	1999-2004	346
7.	Becky Jackson	1980-84	340
8.	Unique Thompson	2017-21	329
9.	Vickie Orr	1985-89	307
10.	Honesty Scott-Grayson	2020-pres.	306

Auburn SEC Tournament History

Appearances	45
All-Time Record	39-42 (.481)
Best Finish	Champions - 1981, 1987, 1990, 1997
1980 - Knoxville, Tenn. (No. 5 seed)	
defeated LSU.....	70-64
lost to Tennessee.....	61-72
lost to Kentucky (consolation).....	59-88
1981 - Baton Rouge, La. (No. 2 seed)	
CHAMPIONS	
defeated LSU.....	73-71(OT)
defeated Kentucky.....	70-66
defeated Alabama.....	61-50
1982 - Lexington, Ky. (No. 2 seed)	
lost to Georgia.....	65-66
1983 - Knoxville, Tenn. (No. 6 seed)	
defeated Kentucky.....	85-70
lost to Mississippi.....	62-72
lost to Tennessee (consolation).....	75-83
1984 - Athens, Ga. (No. 5 seed)	
defeated Florida.....	75-65
lost to Georgia.....	72-102
1985 - Oxford, Miss. (No. 4 seed)	
defeated Florida.....	83-64
defeated Georgia.....	80-65
lost to Tennessee.....	60-63
1986 - Athens, Ga. (No. 1 seed)	
lost to Vanderbilt.....	79-89
1987 - Albany, Ga. (No. 1 seed)	
CHAMPIONS	
defeated Alabama.....	89-61
defeated Tennessee.....	102-96
defeated Georgia.....	83-57
1988 - Albany, Ga. (No. 1 seed)	
defeated Miss. State.....	69-48
defeated Mississippi.....	69-60
lost to Tennessee.....	70-73
1989 - Albany, Ga. (No. 1 seed)	
defeated Florida.....	72-61
defeated LSU.....	75-65
lost to Tennessee.....	51-66
1990 - Albany, Ga. (No. 2 seed)	
CHAMPIONS	
defeated LSU.....	91-65
defeated Mississippi.....	72-71(OT)
defeated Tennessee.....	78-77
1991 - Albany, Ga. (No. 2 seed)	
defeated Mississippi.....	76-50
lost to Tennessee.....	62-70
1992 - Albany, Ga. (No. 7 seed)	
defeated Florida.....	70-58
lost to Mississippi.....	52-58
1993 - Chattanooga, Tenn. (No. 2 seed)	
lost to Mississippi.....	55-69
1994 - Chattanooga, Tenn. (No. 6 seed)	
defeated LSU.....	76-73
lost to Florida.....	67-72

1995 - Chattanooga, Tenn. (No. 8 seed)	
lost to Kentucky.....	51-75
1996 - Chattanooga, Tenn. (No. 5 seed)	
defeated Kentucky.....	58-43
lost to Alabama.....	59-65
1997 - Chattanooga, Tenn. (No. 9 seed)	
CHAMPIONS	
defeated Mississippi.....	72-64
defeated Georgia.....	75-47
defeated Tennessee.....	61-59
defeated Florida.....	52-47
1998 - Columbus, Ga. (No. 10 seed)	
lost to Arkansas.....	43-59
1999 - Chattanooga, Tenn. (No. 4 seed)	
lost to Alabama.....	72-76
2000 - Chattanooga, Tenn. (No. 4 seed)	
lost to Mississippi State.....	56-66
2001 - Memphis, Tenn. (No. 9 seed)	
lost to Alabama.....	55-59
2002 - Nashville, Tenn. (No. 11 seed)	
defeated Florida.....	70-57
lost to Vanderbilt.....	39-55
2003 - North Little Rock, Ark. (No. 8 seed)	
defeated Kentucky.....	68-62
lost to Tennessee.....	51-66
2004 - Nashville, Tenn. (No. 3 seed)	
lost to Vanderbilt.....	74-76
2005 - Greenville, S.C. (No. 8 seed)	
defeated Kentucky.....	62-57
lost to Tennessee.....	54-64
2006 - North Little Rock, Ark. (No. 10 seed)	
defeated South Carolina.....	64-48
lost to Tennessee.....	45-77
2007 - Duluth, Ga. (No. 9 seed)	
lost to South Carolina.....	63-65
2008 - Nashville, Tenn. (No. 6 seed)	
defeated Arkansas.....	73-51
lost to Vanderbilt.....	44-49
2009 - North Little Rock, Ark. (No. 1 seed)	
defeated Ole Miss.....	71-65
defeated Tennessee.....	78-58
lost to Vanderbilt.....	54-61
2010 - Duluth, Ga. (No. 10 seed)	
defeated Florida.....	74-61
lost to Kentucky.....	54-65
2011 - Nashville, Tenn. (No. 6 seed)	
lost to Mississippi State.....	47-49
2012 - Nashville, Tenn. (No. 9 seed)	
lost to Florida.....	60-70
2013 - Duluth, Ga. (No. 10 seed)	
lost to LSU.....	62-65
2014 - Duluth, Ga. (No. 6 seed)	
defeated Ole Miss.....	70-54
lost to Texas A&M.....	54-86

2015 - North Little Rock, Ark. (No. 13 seed)	
defeated Florida.....	71-49
lost to Texas A&M.....	49-59
2016 - Jacksonville, Fla. (No. 9 seed)	
defeated Missouri.....	47-45
lost to South Carolina.....	48-57
2017 - Greenville, S.C. (No. 9 seed)	
lost to Georgia.....	52-56
2018 - Nashville, Tenn. (No. 10 seed)	
lost to Tennessee.....	61-64
2019 - Greenville, S.C. (No. 6 seed)	
defeated Alabama.....	53-52
lost to Texas A&M.....	62-64
2020 - Greenville, S.C. (No. 13 seed)	
defeated Vanderbilt.....	77-67
lost to Arkansas.....	68-90
2021 - Greenville, S.C. (No. 13 seed)	
lost to Florida.....	62-69
2022 - Nashville, Tenn. (No. 14 seed)	
lost to Alabama.....	68-75
2023 - Greenville, S.C. (No. 10 seed)	
lost to Georgia.....	47-63
2024 - Greenville, S.C. (No. 7 seed)	
vs. Arkansas.....	

SEC Tournament Record vs. Opponents

School	W-L	Pct.
Missouri	1-0	1.000
LSU	5-1	.833
Florida	8-3	.727
Ole Miss	6-3	.667
Kentucky	5-3	.625
Georgia	3-4	.429
Alabama	3-4	.429
Arkansas	1-2	.333
Mississippi State	1-2	.333
South Carolina	1-2	.333
Tennessee	4-10	.286
Vanderbilt	1-5	.167
Texas A&M	0-3	.000
Total	39-42	.481

Auburn SEC Tournament Records

TEAM RECORDS

Points

	Points	Date	Opponent
1.	102	Mar. 6, 1987	Tennessee
2.	91	Mar. 3, 1990	LSU
3.	89	Mar. 5, 1987	Alabama

1st Half Points

	Points	Date	Opponent
1.	49	Mar. 6, 1987	Tennessee
2.	46	Mar. 5, 1987	Alabama
	46	Feb. 28, 1985	Florida

2nd Half Points

	Points	Date	Opponent
1.	53	Mar. 6, 1987	Tennessee
2.	52	Mar. 7, 2009	Tennessee
3.	49	Mar. 3, 1990	LSU
	49	Mar. 5, 1989	LSU
	49	Mar. 3, 1983	Kentucky

Field Goal Attempts

	FGA	Date	Opponent
1.	77	Mar. 1, 1986	Vanderbilt
2.	75	Mar. 4, 1994	LSU
	75	Mar. 7, 1988	Tennessee*

Field Goals Made

	FGM	Date	Opponent
1.	39	Mar. 6, 1987	Tennessee
	39	Mar. 5, 1987	Alabama
3.	35	Mar. 3, 1990	LSU
	35	Mar. 1, 1990	Vanderbilt
	35	Feb. 28, 1985	Florida

Field Goal Percentage

	FG%	FGM	FGA	Date	Opponent
1.	60.94	39	64	Mar. 6, 1987	Tennessee
2.	57.35	39	68	Mar. 5, 1987	Alabama
3.	54.72	29	53	Mar. 7, 1987	Georgia*
	54.72	29	53	Feb. 26, 1982	Georgia

3-Point Field Goal Attempts

	3FGA	Date	Opponent
1.	26	Mar. 5, 2020	Arkansas
2.	22	Mar. 2, 2017	Georgia
3.	20	Mar. 5, 1994	Florida

3-Point Field Goals Made

	3FGM	Date	Opponent
1.	8	Mar. 4, 2020	Vanderbilt
	8	Mar. 4, 2010	Florida
2.	6	Mar. 3, 1997	Florida*
	6	Mar. 1, 1997	Georgia

3-point Field Goal Percentage

	3FG%	FGM	FGA	Date	Opponent
1.	66.67	6	9	Mar. 1, 1997	Georgia
	66.67	2	3	Feb. 28, 1997	Ole Miss
3.	57.14	8	14	Mar. 4, 2010	Florida

Free Throw Attempts

	FTA	Date	Opponent
1.	40	Mar. 6, 1987	Tennessee
2.	34	Mar. 5, 1989	LSU
3.	33	Mar. 7, 1987	Georgia*

Free Throws Made

	FTM	Date	Opponent
1.	26	Mar. 5, 1989	LSU
2.	25	Mar. 7, 1987	Georgia*
3.	24	Mar. 6, 1987	Tennessee

Free Throw Percentage

	FT%	FGM	FGA	Date	Opponent
1.	100.00	5	5	Mar. 7, 1992	Ole Miss
2.	93.33	14	15	Mar. 3, 2005	Kentucky
3.	88.89	8	9	Mar. 8, 2009	Vanderbilt*

Rebounds

	Reb	Date	Opponent
1.	52	Mar. 4, 1994	LSU
2.	50	Mar. 5, 1989	LSU
3.	49	Mar. 6, 2014	Ole Miss
	49	Feb. 1, 1982	Alabama

Assists

	Assists	Date	Opponent
1.	21	Mar. 5, 1988	Miss. State
2.	20	Mar. 4, 2020	Vanderbilt
	20	Mar. 4, 1990	Ole Miss
	20	Feb. 7, 1980	LSU

Blocks

	Blocks	Date	Opponent
1.	12	Feb. 1, 1981	Alabama*
2.	9	Mar. 4, 2005	Tennessee
3.	8	Mar. 6, 2014	Ole Miss
	8	Mar. 3, 2005	Kentucky

Steals

	Steals	Date	Opponent
1.	17	Mar. 2, 1984	Florida
2.	16	Mar. 7, 1987	Georgia*
3.	15	Mar. 1, 2018	Tennessee
	15	Mar. 2, 1991	Ole Miss
	15	Mar. 1, 1986	Vanderbilt
	15	Jan. 29, 1981	LSU

INDIVIDUAL RECORDS

Points

	Points	Date	Individual/Opponent
1.	32	Mar. 6, 2009	DeWanna Bonner vs. Ole Miss
	32	Mar. 7, 1987	Vickie Orr vs. Georgia
3.	29	Mar. 4, 2010	Alli Smalley vs. Florida

Rebounds

	Rebounds	Date	Individual/Opponent
1.	16	Mar. 5, 1989	Vickie Orr vs. LSU
2.	15	Mar. 4, 2020	Unique Thompson vs. Arkansas
	15	Mar. 3, 1985	Brenda Hill vs. Georgia
	15	Jan. 31, 1981	Becky Jackson vs. Kentucky

Assists

	Assists	Date	Individual/Opponent
1.	12	Mar. 7, 1987	Helene Baroody vs. Georgia
2.	10	Mar. 6, 2009	Whitney Boddie vs. Ole Miss
	10	Mar. 4, 1990	Chantel Tremiere vs. Ole Miss
	10	Mar. 6, 1987	Helene Baroody vs. Tennessee

Steals

	Steals	Date	Individual/Opponent
1.	6	Mar. 1, 2018	Daisa Alexander vs. Tennessee
	6	Mar. 5, 1994	Kristen Mulligan vs. Florida
	6	Mar. 2, 1984	Cindy Sagrera vs. Florida

Blocks

	Blocks	Date	Individual/Opponent
1.	7	Mar. 4, 2005	Marita Payne vs. Tennessee
	7	Feb. 1, 1981	Lori Monroe vs. Alabama
3.	5	Mar. 6, 2014	Hasina Muhammad vs. Ole Miss
	5	Mar. 1, 2008	KeKe Carrier vs. South Carolina

TIGERS' RECORD WHEN...

	2023-24	Harris Era
At Home.....	14-3	36-15
On the Road.....	5-7	8-25
At a Neutral Site.....	0-0	1-3
When wearing white.....	10-3	31-16
When wearing orange.....	3-1	3-1
When wearing blue.....	5-6	9-25
When wearing pink.....	1-0	2-1
Leading at the half.....	16-4	38-8
Trailing at the half.....	3-6	7-35
Tied at the half.....	0-0	0-0
Scores 100+ points.....	0-0	0-0
Scores 90-99 points.....	1-0	4-0
Scores 80-89 points.....	1-0	5-1
Scores 70-79 points.....	9-1	23-3
Scores 60-69 points.....	6-3	10-12
Scores fewer than 60 points.....	2-6	3-27
Holds opponent under 60 points.....	12-2	26-8
Holds opponent under 50 points.....	8-0	16-0
Holds opponent under 40 points.....	2-0	3-0
Force 25 or more turnovers.....	4-0	9-0
Shoots 50% FG or better.....	1-0	7-0
Shoots 40-49% FG.....	15-1	28-12
Shoots 39.9% or under FG.....	3-9	8-31
Holds opponent under 40% FG.....	13-3	34-9
Holds opponent under 30% FG.....	3-0	10-0
Shoots higher FG% than opponent.....	15-2	37-6
Shoots lower FG% than opponent.....	4-8	8-37
Shoots same FG% as opponent.....	0-0	0-0
Shoots higher FT% than opponent.....	9-3	22-14
Shoots lower FT% than opponent.....	10-7	21-29
Shoots same FT% as opponent.....	0-0	2-0
Out-rebounds opponent.....	12-2	24-8
Out-rebounded by opponent.....	5-8	18-33
Tied in rebounds.....	2-0	3-2
Versus ranked opponent.....	1-2	4-9
In overtime.....	0-0	1-1
Games decided by 3 points or less.....	1-3	5-8
Games decided by 4-5 points.....	1-1	2-3
Games decided by 6-10 points.....	3-3	10-11
Games decided by 11-20 points.....	5-1	11-10
Games decided by 21-30 points.....	6-2	10-5
Games decided by 30+ points.....	2-0	7-6
In November.....	5-2	13-7
In December.....	6-0	13-1
In January.....	3-4	7-17
In February.....	4-4	6-15
In March.....	1-0	2-3

2023-24 Auburn Superlatives...

First Half

Most points scored in the first quarter.....	27 vs. Alabama State (12/13/23)
Most points scored in the second quarter.....	27 at Rutgers (11/12/23)
Most points scored in the first half.....	46 vs. Alabama State (12/13/23)
Fewest points scored in the first half.....	16 vs. Louisiana-Lafayette (11/9/23)
Fewest points allowed in the first half.....	13 vs. Alabama State (12/13/23)
Most points allowed in the first half.....	40 at LSU (2/22/24)
Best FG % in the first half.....	.577 at Alabama (2/18/24)
Worst FG % in the first half.....	.212 at Ole Miss (1/11/24)
Best FG % by an opponent in the first half.....	.591 vs. Washington State (12/20/23)
Worst FG % by an opponent in the first half.....	.229 vs. Kentucky (2/15/24)
Most rebounds in the first half.....	28 vs. Kentucky (2/15/24)
Fewest rebounds in the first half.....	10 at LSU (2/22/24)
Most rebounds by an opponent in the first half.....	26 vs. South Carolina (2/1/24)
Fewest rebounds by an opponent in the first half.....	9 vs. Alabama State (12/13/23)

Second Half

Most points scored in the third quarter.....	30 vs. Alabama State (12/13/23)
Most points scored in the fourth quarter.....	28 vs. Alabama (1/21/24)
Most points scored in an overtime period.....	
Most points scored in the second half.....	49 vs. North Alabama (12/31/23)
Fewest points scored in the second half.....	24 at Texas A&M (1/7/24) & at Alabama (2/18/24)
Fewest points allowed in the second half.....	19 vs. Norfolk State (12/16/23)
Most points allowed in the second half.....	49 vs. South Carolina (2/1/24) & at Arkansas (2/4/24)
Best FG % in the second half.....	.571 at Florida (3/3/24)
Worst FG % in the second half.....	.250 vs. Tennessee (1/4/24)
Best FG % by an opponent in the second half.....	.563 vs. South Carolina (2/1/24)
Worst FG % by an opponent in the second half.....	.259 vs. Norfolk State (12/16/23)
Most rebounds in the second half.....	25 vs. Louisiana-Lafayette (11/9/23)
Fewest rebounds in the second half.....	11 at Vanderbilt (1/18/24)
Most rebounds by an opponent in the second half.....	25 vs. California (11/17/23), vs. Tennessee (1/4/24), vs. Miss. State (2/29/24)
Fewest rebounds by an opponent in the second half.....	9 vs. Louisiana-Lafayette (11/9/23)

Game

Most points scored.....	94 vs. Alabama State (12/13/23)
Fewest points scored.....	44 at Texas A&M (1/7/24)
Most points allowed.....	76 vs. South Carolina (2/1/24)
Fewest points allowed.....	37 vs. Alabama State (12/13/23)
Best FG %.....	.563 at Florida (3/3/24)
Worst FG %.....	.291 at Ole Miss (1/11/24)
Best FG % by an opponent.....	.500 vs. Tennessee (1/4/24)
Worst FG % by an opponent.....	.262 vs. Alabama A&M (11/27/23)
Most rebounds.....	46 vs. Louisiana-Lafayette (11/9/23)
Fewest rebounds.....	28 at LSU (2/22/24)
Most rebounds by an opponent.....	48 vs. South Carolina (2/1/24)
Fewest rebounds by an opponent.....	25 at Little Rock (12/10/23)

Miscellaneous

Highest-scoring quarter.....	30, 3Q vs. Alabama State (12/13/23)
Lowest-scoring quarter.....	4, 1Q vs. Louisiana-Lafayette (11/9/23)
Highest-scoring opponent quarter.....	31, 3Q at Arkansas (2/4/24)
Lowest-scoring opponent quarter.....	2, 1Q vs. Alabama State (12/13/23)
Largest margin in a single quarter.....	+25 (27-2), vs. Alabama State (12/13/23)
Largest margin of victory.....	57 vs. Alabama State (12/13/23)
Smallest margin of victory.....	3 at Florida (3/3/24)
Largest margin of defeat.....	22 at Texas A&M (1/7/24) & vs. South Carolina (2/1/24)
Smallest margin of defeat.....	2 at Arkansas (2/4/24)
Largest halftime lead.....	33 vs. Alabama State (12/13/23)
Smallest halftime lead.....	1 at Vanderbilt (1/18/24)
Times tied at halftime.....	
Largest halftime deficit.....	12 vs. California (11/17/23) & at Texas A&M (1/7/24)
Smallest halftime deficit.....	1 at UCF (11/20/23)
Largest rebounding margin.....	+16 vs. Louisiana-Lafayette (11/9/23)
Smallest rebounding margin.....	+1 vs. Washington State (12/20/23)
Last time tied in rebounding.....	31-31 at Florida (3/3/24)
Largest rebounding deficit.....	-14 at Texas A&M (1/7/24) & at LSU (2/22/24)
Smallest rebounding deficit.....	-1 at Vanderbilt (1/18/24) & vs. Miss. State (2/29/24)
Largest deficit overcome to win game.....	13 at Rutgers (11/12/23)
Largest lead lost.....	15 at Arkansas (2/4/24)

MISCELLANEOUS STATISTICS (incl. previous schools)

Double-Doubles	Season	Career
Taylen Collins	3	14
JaMya Mingo-Young	2	9
Savannah Scott	1	1
Honesty Scott-Grayson	0	3

30+ Point Games	Season	Career
Honesty Scott-Grayson	2	4

20+ Point Games	Season	Career
Honesty Scott-Grayson	10	24
Savannah Scott	1	1
Mar'Shaun Bostic	0	1
Taylen Collins	0	1

10+ Rebound Games	Season	Career
Taylen Collins	4	20
JaMya Mingo-Young	2	12
Savannah Scott	1	1
Honesty Scott-Grayson	0	3

10+ Assist Games	Season	Career
------------------	--------	--------

5+ Steal Games	Season	Career
Mar'Shaun Bostic	2	2
Honesty Scott-Grayson	1	8
JaMya Mingo-Young	1	5
Celia Sumbane	1	1
Kaitlyn Duhon	1	1
Taylen Collins	0	3

5+ Block Games	Season	Career
----------------	--------	--------

GAMES LED AUBURN IN...

Scoring	Season	Career
Honesty Scott-Grayson	20	49
Sydney Shaw	3	5
Mar'Shaun Bostic	2	3
Savannah Scott	2	2
JaMya Mingo-Young	2	2
McKenna Eddings	1	1
Taylen Collins	1	1

Rebounding	Season	Career
Taylen Collins	14	14
JaMya Mingo-Young	8	8
Honesty Scott-Grayson	3	17
Savannah Scott	3	3
Oyindamola Akinbolawa	1	3
Sydney Shaw	1	2
Celia Sumbane	1	1
Kaitlyn Duhon	0	4
Mar'Shaun Bostic	0	1

Assists	Season	Career
JaMya Mingo-Young	18	18
Mar'Shaun Bostic	7	20
Honesty Scott-Grayson	5	25
McKenna Eddings	2	2
Sydney Shaw	1	11
Taylen Collins	1	1
Celia Sumbane	1	1
Kaitlyn Duhon	0	1
Carsen McFadden	0	1

(includes games where lead was shared)

2023-24 DOUBLE-DOUBLES

- Savannah Scott at Rutgers - 21 pts, 11 reb
- Taylen Collins vs. Alabama A&M - 10 pts, 10 reb
- JaMya Mingo-Young vs. UNA - 13 pts, 10 reb
- Taylen Collins at Arkansas - 12 pts, 11 reb
- JaMya Mingo-Young at Missouri - 10 pts, 11 reb
- Taylen Collins vs. Kentucky - 19 pts, 11 reb

Last Time an Auburn Team...

- Scored 90 points Auburn 94, Alabama State 37, in Auburn, Ala. (Dec. 13, 2023)
- Scored 90 points in an SEC game Auburn 95, Missouri 82, in Columbia, Mo. (Feb. 27, 2020)
- Scored 100 points Auburn 119, Sam Houston State 54, in Auburn, Ala. (Dec. 5, 2008)
- Scored 100 points against an SEC opponent Auburn 102, Tennessee 96, SEC Tournament in Albany, Ga. (Mar. 6, 1987)
- Scored 100 points in an SEC regular-season game Auburn 111, Vanderbilt 67, in Auburn, Ala. (Feb. 18, 1987)
- Scored 100 points at home Auburn 119, Sam Houston State 54, in Auburn, Ala. (Dec. 5, 2008)
- Scored 100 points in a true road game Auburn 103, Mercer 29, in Macon, Ga. (Feb. 23, 1987)
- Scored 100+ points Auburn 119, Sam Houston State 54, in Auburn, Ala. (Dec. 5, 2008)
- Scored 80 points and lost Indiana 96, Auburn 81, in Las Vegas, Nev. (Nov. 25, 2022)
- Scored 90 points and lost Kentucky 91, Auburn 90 [2OT], in Auburn, Ala. (Feb. 2, 1986)
- Scored 100 points and lost Never
- Scored 50-59 points in a half 51 (1st half) vs. Charleston Southern in Auburn, Ala. (Nov. 26, 2021)
- Scored 60 or more points in a half 62 (2nd half) vs. Drake in New Orleans, La. (Dec. 21, 2016)
- Scored 30 or more points in a quarter 30 (3rd quarter) - vs. Alabama State in Auburn, Ala. (Dec. 13, 2023)
- Scored 50 points or less in a game Vanderbilt 53, Auburn 50 in Nashville, Tenn. (Jan. 18, 2024)
- Scored 50 points or less and won Auburn 47, Missouri 45 [SEC] in Jacksonville, Fla. (March 3, 2016)
- Scored 40 points or less in a game South Carolina 75, Auburn 38, in Columbia, S.C. (Feb. 17, 2022)
- Scored less than 10 points in a quarter 6 points (1st quarter) vs. Texas A&M in Auburn, Ala. (Feb. 25, 2024)
- Scored less than 20 points in a 1st half 16 points vs. UL-Lafayette in Auburn, Ala. (Nov. 9, 2023)
- Scored less than 20 points in a 2nd half 17 points at South Carolina in Columbia, S.C. (Feb. 17, 2022)
- Had 35+ rebound margin 36 - (52-16) vs. Alabama A&M in Normal, Ala. (Nov. 19, 2013)
- Had 25+ rebound margin 33 - (53-26) vs. Grambling State in Auburn, Ala. (Nov. 6, 2018)
- Had 20+ rebound margin 20 (51-31) vs. Alabama State in Auburn, Ala. (Nov. 16, 2021)
- Attempted 30 free throws 30 - vs. Clemson in Auburn, Ala. (Nov. 30, 2023)
- Attempted 35 free throws 35 - vs. Charleston Southern in Auburn, Ala. (Nov. 26, 2021)
- Attempted 40 free throws 41 - vs. Alabama State in Auburn, Ala. (Nov. 15, 2006)
- Attempted 5 free throws or less 3 - at Texas A&M in College Station, Texas (Feb. 23, 2020)
- Did not attempt a free throw Never
- Made 20-24 free throws 21 - vs. Alabama in Auburn, Ala. (Jan. 11, 2024)
- Made 25+ free throws 26 - vs. Charleston Southern in Auburn, Ala. (Nov. 26, 2021)
- Made 30 free throws 31 - vs. Northwestern State (31-43) (Dec. 30, 2003)
- Had 25 assists 25 - vs. Alabama State in Auburn, Ala. (Dec. 13, 2023)
- Had 25 turnovers 27 - vs. Georgia in Auburn, Ala. (Jan. 3, 2021)
- Had 10 turnovers or less 6 - vs. Mississippi State in Auburn, Ala. (Feb. 29, 2024)
- Had 25+ steals 28 (program record) - vs. Alabama State in Auburn, Ala. (Dec. 13, 2023)
- Had 20-24 steals 24 - vs. Samford in Auburn, Ala. (Dec. 18, 2022)
- Had 15-19 steals 15 - vs. Kentucky in Auburn, Ala. (Feb. 15, 2024)
- Had 10-14 blocks 10 - vs. Louisiana Tech in Auburn, Ala. (Nov. 19, 2017)
- Had 15+ blocks 15 - at Florida International in Miami, Fla. (Dec. 29, 2014)
- Won an overtime game Auburn 77, Ole Miss 76 [1OT] in Auburn, Ala. (Jan. 22, 2023)
- Lost an overtime game Missouri 72, Auburn 63 [1OT] in Columbia, Mo. (Jan. 6, 2022)
- Played a double overtime game Auburn 70, Alabama 65 [2OT] in Auburn, Ala. (Feb. 27, 2014)
- Played three or more overtimes Never
- Shot 70% for a half 71.4% (15-of-21), 2nd half vs. UL-Lafayette in Auburn, Ala. (Dec. 11, 2022)
- Shot 60% for a game 60.4% (29-of-48) vs. Oklahoma State in Auburn, Ala. (Dec. 5, 2021)
- Shot less than 30% for a game 29.1% (16-of-55) at Ole Miss in Oxford, Miss. (Jan. 11, 2024)
- Shot 90-99.9% from the free throw line (min. 10 attempts) 91.7% (11-of-12) vs. North Alabama in Auburn, Ala. (Dec. 31, 2023)
- Shot 100% from the free throw line (min. 10 attempts) 100% (16-of-16) vs. Texas A&M in Auburn, Ala. (Jan. 7, 2018)
- Shot 50% on 3-pointers (minimum 5 attempts) 50.0% (8-of-16) vs. North Alabama in Auburn, Ala. (Dec. 31, 2023)
- Shot 20-30% in a half 21.2% (7-of-33), 1st half vs. Ole Miss in Oxford, Miss. (Jan. 11, 2024)
- Shot less than 20% in a half 19.4% (7-of-36), 1st half vs. South Carolina in Auburn, Ala. (Feb. 4, 2021)
- Shot 55% or better and lost 58.1% (25-of-43) vs. Tennessee (Jan. 20, 2005)
- Made 10+ 3-point field goals 10-of-20 vs. Samford in Auburn, Ala. (Dec. 18, 2022)
- Failed to make a 3-point field goal 0-of-16 at Alabama in Tuscaloosa, Ala. (Feb. 12, 2023)
- Had 60+ rebounds 61 - vs. Stephen F. Austin in Auburn, Ala. (Dec. 17, 2007)
- Had 50-59 rebounds 52 vs. Florida in Auburn, Ala. (Jan. 30, 2023)
- Defeated a Top-25 opponent Auburn 67, #7 LSU 62, in Auburn, Ala. (Jan. 14, 2024)
- Defeated a Top-10 opponent Auburn 67, #7 LSU 62, in Auburn, Ala. (Jan. 14, 2024)
- Defeated a Top-25 opponent on the road Auburn 59, #18 Georgia Tech 51, in Atlanta, Ga. (Nov. 21, 2021)
- Won a 1-point game Auburn 77, Ole Miss 76 (OT) in Auburn, Ala. (Jan. 22, 2023)
- Lost a 1-point game Clemson 56, Auburn 55, in Clemson, S.C. [WNIT] (March 20, 2023)

Last Time an Auburn Player...

- Scored 25-29 points 28 - Honesty Scott-Grayson at LSU in Baton Rouge, La. (Feb. 22, 2024)
- Scored 30-34 points 32 - Honesty Scott-Grayson vs. Mississippi State in Auburn, Ala. (Feb. 29, 2024)
- Scored 35 points 35 - DeWanna Bonner vs. Tennessee in Auburn, Ala. (Jan. 25, 2009)
- Scored 40 points 41 - Conswella Sparrow vs. South Alabama (Feb. 17, 1998)
- Had 15-19 rebounds 16 - Kharyssa Richardson vs. Florida in Auburn, Ala. (Jan. 30, 2023)
- Had 20+ rebounds 23 - Unique Thompson vs. Belmont in Auburn, Ala. (Dec. 20, 2020)
- Had 10 assists 10 - Daisa Alexander vs. LSU in Auburn, Ala. (Feb. 16, 2020)
- Had 15 assists 18 - Martha Monk vs. Alabama State (Feb. 18, 1981)
- Had 5 blocks 6 - Unique Thompson vs. Louisiana Tech in Auburn, Ala. (Nov. 19, 2017)
- Had 10 blocks 13 - Marita Payne vs. Arkansas (Feb. 3, 2005)
- Had 5 steals 5 - Mar'Shaun Bostic vs. Georgia in Auburn, Ala. (Jan. 29, 2024)
- Had 8 steals 8 - Brandy Montgomery vs. East Carolina in Auburn, Ala. (Dec. 5, 2015)
- Had 10 steals 10 - Kristen Mulligan vs. Northeast Illinois in Auburn, Ala. (Dec. 18, 1992)
- Made 10 field goals 12 - Honesty Scott-Grayson vs. Mississippi State in Auburn, Ala. (Feb. 29, 2024)
- Made 15 field goals 15 - Conswella Sparrow (15-16) vs. South Alabama (Feb. 17, 1998)
- Attempted 20-24 field goals 23 - Honesty Scott-Grayson (12-23) vs. Mississippi State in Auburn, Ala. (Feb. 29, 2024)
- Attempted 25 field goals 25 - Unique Thompson (7-25) at Georgia in Athens, Ga. (Feb. 11, 2021)
- Made 5+ three-point field goals 5 - Honesty Scott-Grayson vs. LSU in Baton Rouge, La. (Feb. 22, 2024)
- Made 8 three-point field goals 8 - Tiffany Krantz vs. Troy State in Auburn, Ala. (Nov. 21, 1997)
- Attempted 10 three-point field goals 10 - Honesty Scott-Grayson vs. Mississippi State in Auburn, Ala. (Feb. 29, 2024)
- Attempted 15 three-point field goals 16 - Brandy Montgomery at Marquette in Milwaukee, Wis. (Dec. 13, 2015)
- Made 10 free throws 12 - JaMya Mingo-Young in Auburn, Ala. (Dec. 16, 2023)
- Made 15 free throws Never

SEC PRESEASON POLL (Media Vote)

Order of Finish

1. LSU
2. South Carolina
3. Tennessee
4. Ole Miss
5. Mississippi State
6. Arkansas
7. Georgia
8. Texas A&M
9. Alabama
10. Florida
11. Missouri
12. Auburn
13. Kentucky
14. Vanderbilt

Player of the Year

Angel Reese, LSU

Preseason All-SEC First Team

Flau'Jae Johnson, LSU
 Angel Reese, LSU
 Hailey Van Lith, LSU
 Kamila Cardoso, South Carolina
 Rickea Jackson, Tennessee

Preseason All-SEC Second-Team

Anneesah Morrow, LSU
 Madison Scott, Ole Miss
 Jessika Carter, Mississippi State
 Jewel Spear, Tennessee
 Aicha Coulibaly, Texas A&M
 Jordyn Cambridge, Vanderbilt

SEC PRESEASON POLL (Coaches' Vote)

Order of Finish

1. LSU
2. South Carolina
3. Tennessee
4. Ole Miss
5. Mississippi State
6. Texas A&M
7. Arkansas
8. Alabama
9. Georgia
10. Florida
11. Missouri
12. Auburn
13. Vanderbilt
14. Kentucky

Player of the Year

Angel Reese, LSU

All-SEC First Team

Angel Reese, LSU
 Hailey Van Lith, LSU
 Madison Scott, Ole Miss
 Jessika Carter, Mississippi State
 Hayley Frank, Missouri
 Kamilla Cardoso, South Carolina
 Rickea Jackson, Tennessee
 Jannah Barker, Texas A&M

All-SEC Second Team

Makayla Daniels, Arkansas
 Flau'Jae Johnson, LSU
 Aneesah Morrow, LSU
 Erynn Barnum, Mississippi State
 JerKaila Jordan, Mississippi State
 Te-Hina Paopao, South Carolina
 Tamari Key, Tennessee
 Jewel Spear, Tennessee
 Aicha Coulibaly, Texas A&M

Shot 100% from the field (min. 5 attempts)..... Romi Levy (6-6) vs. North Florida in Auburn, Ala. (Dec. 20, 2022)
Shot 100% at the free throw line (min. 10 attempts)..... JaMya Mingo-Young (12-12) vs. Norfolk State (Dec. 16, 2023)
Made 20+ consecutive free throws..... JaMya Mingo-Young (29): first at UAB, last at Texas A&M (Dec. 3, 2023-Jan. 7, 2024)
Had a double-double..... Taylen Collins (19 pts/11 reb) vs. Kentucky in Auburn, Ala. (Feb. 15, 2024)
 Had 2 consecutive double-doubles..... Aicha Coulibaly: 23/11 vs. Kennesaw, 17/12 at Alabama (Dec. 20, 2021-Jan. 2, 2022)
 Had 3 consecutive double-doubles..... Unique Thompson: 14/14 at Florida, 22/10 vs. Kentucky, 10/10 at Alabama (Jan. 17-24, 2021)
 Had 13 consecutive double-doubles..... Unique Thompson: First vs. BYU; last at Vandy (March 23, 2019-Jan. 2, 2020)
 Had 18 consecutive double-doubles (AU record)..... Lauretta Freeman: First vs. Furman, Last vs. Oral Roberts (Dec. 29, 1992-Feb. 23, 1993)
 Had a double-double at halftime..... Unique Thompson (16 pts/10 rebs) at Iowa State in Ames, Iowa (Nov. 13, 2018)
 Two players had a double-double..... K. Richardson (15 pts/16 reb) & A. Coulibaly (14 pts/11 reb) vs. Florida in Auburn, Ala. (Jan. 30, 2023)
 Recorded a double-double with points and assists..... Jannah McKay (16 pts/10 assists) vs. Grambling State (Nov. 6, 2018)
 Scored 20 points & had 20 rebounds..... Unique Thompson (20 pts/23 reb) vs. Belmont in Auburn, Ala. (Dec. 20, 2020)
 Had a triple-double..... Whitney Boddie (24 pts./11 rebs./12 asst.) vs. Sam Houston State (Dec. 5, 2008)
 Two or more players scored 20 points..... Coulibaly (22) & Scott-Grayson (22) vs. Indiana in Las Vegas, Nev. (Nov. 25, 2022)
 Three players scored 20 points..... Benton (23), Howard (22), Alexander (21) at Missouri in Columbia, Mo. (Feb. 27, 2020)
 Two players scored 30 points..... Laticia Morris (33) & Tara Williams (30) vs. South Alabama (Jan. 14, 1997)
Had 2 straight 25-point games..... Honesty Scott-Grayson: 31 vs. South Carolina, 27 at Arkansas (Feb. 4, 2024)
 Had 3 straight 25-point games..... Jannah McKay: 25 pts vs. Texas A&M, 27 pts at South Carolina, 26 pts vs. Arkansas (Jan. 7-14, 2018)
 Zero players scored in double figures..... at South Carolina in Columbia, S.C. (Feb. 17, 2022)
Only one player scored in double figures..... Honesty Scott-Grayson (31) vs. South Carolina in Auburn, Ala. (Feb. 1, 2024)
Five players scored in double figures..... Eddings (14), Mingo-Young (13), Shaw, Scott-Grayson, Duhon (11) vs. North Alabama (Dec. 31, 2023)
 Six players scored in double figures..... McKay/Benton (16), Primm (15), Thompson (14), Alexander/Jones (13) vs. Grambling (Nov. 6, 2018)
 Seven players scored in double figures..... Carrier (19 pts.), Bonner (18 pts.), Smalley (16 pts.), Boddie (13 pts.)
 R. Hobbs (13 pts.), Hilliard (13 pts.) & S. Hobbs (10 pts.) vs. Sam Houston State (Dec. 5, 2008)
 Two players had 10 rebounds..... Aicha Coulibaly (10) and Precious Johnson (10) at Kentucky in Lexington, Ky. (Feb. 27, 2022)
 Three players had 10 rebounds..... J. Greenleaf (12 rebs.), D. Bonner (12 rebs.) & W. Boddie (10 rebs.) vs. Oakland (Nov. 21, 2007)
 Played every minute..... Honesty Scott-Grayson (40:00) at Alabama in Tuscaloosa, Ala. (Jan. 25, 2022)
 Played 40 or more minutes in OT game..... S. Wells (43:38) & H. Scott-Grayson (43:00) at Missouri in Columbia, Mo. (Jan. 6, 2022)
 Attempted a slam dunk..... Hasina Muhammad vs. St. John's in Auburn, Ala. (Dec. 6, 2013)
 Made a shot from half-court or beyond..... Brooke Moore (end 2nd quarter) vs. Alabama State in Auburn, Ala. (Dec. 29, 2018)
 Every Auburn player dressed scored..... 11 players vs. Samford in Auburn, Ala. (Dec. 18, 2022)

Last Time an Auburn Opponent...

Shot less than 30% in a game (SEC)..... Arkansas - 26.9% (14-of-52) in Auburn, Ala. (Feb. 5, 2023)
Shot less than 30% in a game (Non-conf)..... Norfolk State - 27.6% (16-of-58) in Auburn, Ala. (Dec. 16, 2023)
 Shot 60% or better in a game..... South Carolina - 63.2% (36-of-57) in Columbia, S.C. (Jan. 5, 2023)
 Scored 90 points..... South Carolina 94, Auburn 42, in Columbia, S.C. (Jan. 5, 2023)
 Scored 100 points..... Georgia 102, Auburn 72 in Athens, Ga. (Mar. 3, 1984)
 Scored 100 points at Auburn..... Tuskegee 105, Auburn 98 (2OT) (Feb. 12, 1979)
 Had 25+ rebound margin..... 37 - South Carolina (62-25) in Columbia, S.C. (Feb. 17, 2022)
 Had a 20-24 rebound margin..... 24 - South Carolina (50-26) in Auburn, Ala. (Feb. 9, 2023)
Scored 5 points or less in a quarter..... 4 - Kentucky (1st quarter) in Auburn, Ala. (Feb. 15, 2024)
Scored less than 10 points in a quarter..... 6 - Texas A&M (2nd quarter) in Auburn, Ala. (Feb. 25, 2024)
 Scored less than 10 points in all four quarters..... Winthrop (9-8-8-8) in Auburn, Ala. (Dec. 16, 2015)
Scored 30 or more points in a quarter..... 31 - Arkansas (3rd quarter) in Fayetteville, Ark. (Feb. 4, 2024)
 Scored less than 10 points in a half..... 9 - USC Upstate (1st half) in Auburn, Ala. (Nov. 25, 2020)
Scored less than 20 points in a half..... 16 - Texas A&M (1st half) in Auburn, Ala. (Feb. 25, 2024)
 Had 50 rebounds..... 50 - South Carolina in Auburn, Ala. (Feb. 9, 2023)
 Had 25 assists..... 25 - South Carolina in Columbia, S.C. (Jan. 5, 2023)
Had 25-29 turnovers..... 29 - Texas A&M in Auburn, Ala. (Feb. 25, 2024)
 Had 30-34 turnovers..... 33 - Sam Houston in Auburn, Ala. (Nov. 8, 2022)
Had 35+ turnovers..... 40 - Alabama State in Auburn, Ala. (Dec. 13, 2023)
 Had 15 steals..... 21 - Belmont in Auburn, Ala. (Dec. 20, 2020)
 Had 10 blocks..... 13 - LSU in Auburn, Ala. (Jan. 9, 2022)
Failed to make a 3-point field goal..... Florida (0-18) in Gainesville, Fla. (March 3, 2024)
 Attempted 35 free throws..... 39 - Arkansas in Auburn, Ala. (Feb. 5, 2023)
 Made 30 free throws..... 30 - Arkansas (Jan. 22, 1995)
Made 10+ three-point field goals..... 10 - Missouri in Columbia, Mo. (Feb. 11, 2024)
 Made 15+ three-point field goals..... 15 - Alabama in Auburn, Ala. (Feb. 14, 2021)
Scored 41-50 points in a game..... 41 - Texas A&M in Auburn, Ala. (Feb. 25, 2024)
Scored 31-40 points in a game..... 39 - Norfolk State in Auburn, Ala. (Dec. 16, 2023)
 Scored 30 points or less..... 26 - Georgia in Athens, Ga. (Feb. 22, 2015)

Last Time an Opposing Player...

Scored 30+ points (non-conference)..... 35 - Ajah Wayne of Old Dominion in Auburn, Ala. (Nov. 14, 2019)
Scored 30+ points (SEC)..... 33 - Taliah Scott of Arkansas in Fayetteville, Ark. (Feb. 4, 2024)
 Scored 35+ points (all games)..... 41 - Jasmine Walker of Alabama in Auburn, Ala. (Feb. 14, 2021)
 Scored 40+ points (all games)..... 41 - Jasmine Walker of Alabama in Auburn, Ala. (Feb. 14, 2021)
 Attempted 25 field goals..... 27 - Jantel Lavender (9-27) of Ohio State (Nov. 23, 2008)
Scored 20 points & had 20 rebounds..... Angel Reese of LSU (25 pts/20 reb) in Baton Rouge, La. (Feb. 22, 2024)
Two players scored 20 points..... Leilani Correa (23) and Aliyah Matharu (22) of Florida in Gainesville, Fla. (March 3, 2024)
 Three players scored 20 points..... by LSU in Baton Rouge, Chatman (22 pts), Johnson (21 pts) & Lowery (20 pts) (Jan. 12, 1991)
No players scored in double figures..... Texas A&M in Auburn, Ala. (Feb. 25, 2024)
 Five players scored in double figures..... Holmes (26), Garzon (21), Parris (16), McNeil (16), Scalia (12) of Indiana (Nov. 25, 2022)
 Six players scored in double figures..... Williams (10), Lewis (13), Bonds (18), Peoples (10), Miller (12), Svetec (12) of Florida (Jan. 26, 2014)
Recorded a double-double..... Leilani Correa of Florida (23 pts/10 reb) in Gainesville, Fla. (March 3, 2024)
Recorded a double-double with points and assists..... Mama Dembele of Missouri (15 pts/11 reb/11 ast) in Columbia, Mo. (Feb. 11, 2024)
Recorded a triple-double..... Mama Dembele of Missouri (15 pts/11 reb/11 ast) in Columbia, Mo. (Feb. 11, 2024)
Two players recorded a double-double..... A. Reese (24 pts/11 reb) & A. Morrow (12 pts/15 reb) of LSU in Auburn, Ala. (Jan. 14, 2024)
 Committed 10+ turnovers..... 10 - Shaquera Wade of Alabama in Greenville, S.C. (March 7, 2019)
Had 15-19 rebounds..... 15 - Ashlyn Watkins of South Carolina in Auburn, Ala. (Feb. 1, 2024)
Had 20+ rebounds..... 20 - Angel Reese of LSU in Baton Rouge, La. (Feb. 22, 2024)
Had 10 assists..... 11 - Mama Dembele of Missouri in Columbia, Mo. (Feb. 11, 2024)
 Had 15 assists..... 16 - Cindy McMahan of Alabama-Huntsville (Nov. 24, 1980)
 Had 5 blocks..... 6 - Jenna Staiti of Georgia in Athens, Ga. (Feb. 11, 2021)
Had 5 steals..... 5 - De'Mauri Flournoy of Georgia in Auburn, Ala. (Jan. 29, 2024)
 Made 15 field goals..... 15 - Chamique Holdscaw (15-21) of Tennessee (Feb. 1, 1998)
 Made 10 3-point field goals..... 11 - Morgan Eye (11-18) of Missouri in Columbia, Mo. (Jan. 6, 2013)

Specialty Statistics (Auburn-Opponent) *season highs in bold*

Opponent	Points in the Paint	Points off Turnovers	2nd-Chance Points	Fast-Break Points	Bench Points
Jacksonville State	46-30	24-9	11-0	15-3	27- 34
Louisiana-Lafayette	28-24	15-15	16-6	13-3	4-1
at Rutgers	46-20	29-11	13-15	18-13	11-14
California	26-32	11-13	20-4	4-13	29-2
at UCF	22-24	23-24	7-5	7-7	19-5
Alabama A&M	32-24	17-14	14-9	14-8	26-10
Clemson	38-26	29-4	2-7	18-7	39-16
at UAB	38-20	20-11	7- 16	15-4	17-25
at Little Rock	28-22	20-13	11-7	12-1	19-10
Alabama State	60-14	53-17	10-6	30-2	40-18
Norfolk State	30-26	32-13	9-8	16-5	20-7
Washington State	28-26	23-14	11-7	8-5	20-15
North Alabama	32-34	19-9	15-8	13-14	34-12
Tennessee	28-30	18-9	12-9	12- 25	28-19
at Texas A&M	20-40	11-15	3-10	6-10	10-15
at Ole Miss	24-34	13-15	13-15	4-8	19-17
LSU	28-42	20-15	10-13	16-11	17-4
at Vanderbilt	36-20	18-6	2-6	6-2	11-17
Alabama	36-38	18-17	13-13	17-11	23-8
Georgia	36-16	17-13	10-6	20-15	9-12
South Carolina	22- 46	12- 28	8-12	8-17	13- 34
at Arkansas	30-26	18-4	17-9	14-11	13-0
at Missouri	28-18	24-9	14-5	10-6	21-13
Kentucky	46-32	38-15	23-11	22-10	21-17
at Alabama	32-28	15-17	4-7	12-6	22-7
at LSU	16-40	23-18	6-12	14-16	11-19
Texas A&M	26-28	22-12	17-7	18-5	15-9
Mississippi State	30-28	25-7	19-12	15-4	23-11
at Florida	34-44	24-28	6-13	14-23	42-30

Lead-Deficit Comparison *season highs in bold*

Opponent	Largest Lead	Largest Deficit	Lead Changes	Ties	Result
Jacksonville State	31 (4th, 2:20)	-	0	0	W, 78-49
Louisiana-Lafayette	9 (4th, 6:22)	12 (2nd, 2:25)	6	5	W, 60-54
at Rutgers	23 (3rd, 7:31)	13 (1st, 3:28)	1	2	W, 76-56
California	3 (1st, 9:20)	15 (3rd, 8:56)	1	0	L, 53-67
at UCF	3 (2nd, 3:59)	11 (3rd, 2:10)	9	3	L, 53-60
Alabama A&M	26 (4th, 8:00)	-	0	0	W, 68-45
Clemson	34 (4th, 1:03)	-	0	0	W, 83-53
at UAB	17 (3rd, 1:04)	3 (1st, 1:04)	2	0	W, 72-62
at Little Rock	23 (3rd, 7:54)	-	0	4	W, 58-45
Alabama State	57 (4th, 6:11)	-	0	0	W, 94-37
Norfolk State	32 (4th, 6:36)	1 (2nd, 5:59)	2	2	W, 67-39
Washington State	10 (4th, 4:29)	9 (2nd, 9:24)	5	3	W, 69-62
North Alabama	24 (4th, 6:50)	5 (2nd, 6:17)	7	4	W, 79-58
Tennessee	11 (2nd, 5:06)	12 (4th, 7:21)	7	1	L, 67-75
at Texas A&M	1 (1st, 8:08)	25 (4th, 7:43)	4	0	L, 44-66
at Ole Miss	-	18 (3rd, 3:50)	0	1	L, 55-58
LSU	10 (1st, 0:47)	3 (2nd, 3:12)	17	7	W, 67-62
at Vanderbilt	9 (1st, 4:55)	4 (3rd, 9:08)	17	8	L, 50-53
Alabama	17 (2nd, 6:24)	3 (3rd, 0:48)	2	1	W, 78-65
Georgia	19 (4th, 1:46)	-	0	0	W, 67-49
South Carolina	1 (2nd, 7:16)	25 (4th, 3:45)	2	2	L, 54-76
at Arkansas	15 (2nd, 4:55)	14 (3rd, 0:38)	1	3	L, 72-74
at Missouri	16 (4th, 2:21)	-	0	1	W, 70-59
Kentucky	30 (4th, 0:28)	-	0	0	W, 78-50
at Alabama	10 (3rd, 0:09)	7 (1st, 1:53)	2	2	L, 61-67
at LSU	4 (1st, 8:20)	12 (3rd, 7:52)	8	6	L, 66-71
Texas A&M	16 (4th, 0:31)	7 (1st, 4:56)	2	4	W, 57-41
Mississippi State	17 (4th, 1:25)	-	0	0	W, 77-60
at Florida	10 (3rd, 0:29)	7 (1st, 0:06)	4	3	W, 77-74

Scoring Breakdown

(Percentage of total points in parentheses)

Opponent	Sr./Gr.	Jr.	So.	Fr.	Starters	Bench	2-pt FG	3-pt FG	FTs
Jacksonville State	22	19	24	13	51 (65.4)	27 (34.6)	50 (64.1)	12 (15.4)	16 (20.5)
Louisiana-Lafayette	24	10	10	16	56 (93.3)	4 (6.7)	34 (56.7)	12 (20.0)	14 (23.3)
at Rutgers	25	18	11	21	65 (85.5)	11 (14.5)	50 (65.8)	6 (7.9)	20 (26.3)
California	24	13	14	2	24 (45.2)	29 (54.8)	36 (67.9)	9 (17.0)	8 (15.1)
at UCF	22	8	22	1	34 (64.2)	19 (35.8)	38 (71.7)	6 (11.3)	9 (17.0)
Alabama A&M	19	18	16	15	44 (64.7)	24 (35.3)	40 (58.8)	15 (22.1)	13 (19.1)
Clemson	40	18	21	4	44 (53.0)	39 (47.0)	46 (55.4)	18 (21.7)	19 (22.9)
at UAB	35	17	16	4	55 (76.4)	17 (23.6)	52 (72.2)	6 (8.3)	14 (19.4)
at Little Rock	29	9	14	6	39 (67.2)	19 (33.8)	36 (61.0)	12 (20.3)	10 (18.7)
Alabama State	46	25	10	13	54 (57.4)	40 (42.6)	66 (70.2)	12 (12.8)	16 (17.0)
Norfolk State	38	8	12	9	47 (70.1)	20 (29.9)	40 (59.7)	6 (9.0)	21 (31.3)
Washington State	39	14	14	2	49 (71.0)	20 (29.0)	38 (55.1)	15 (21.7)	16 (23.2)
North Alabama	30	18	24	7	45 (57.0)	34 (43.0)	44 (55.7)	24 (30.4)	11 (13.9)
Tennessee	35	24	4	4	39 (58.2)	28 (41.8)	48 (71.6)	6 (9.0)	13 (19.4)
at Texas A&M	32	10	0	2	34 (77.3)	10 (22.7)	28 (63.6)	3 (6.8)	13 (29.5)
at Ole Miss	31	11	8	5	36 (65.5)	19 (34.5)	26 (47.3)	9 (16.4)	20 (36.4)
LSU	40	12	15	0	50 (74.6)	17 (25.4)	44 (65.7)	12 (17.9)	11 (16.4)
at Vanderbilt	30	7	8	5	39 (78.0)	11 (22.0)	40 (80.0)	3 (6.0)	7 (14.0)
Alabama	37	11	20	10	55 (70.5)	23 (29.5)	48 (61.5)	9 (11.5)	21 (26.9)
Georgia	43	5	9	10	58 (86.6)	9 (13.4)	38 (56.7)	12 (17.9)	17 (25.4)
South Carolina	37	5	6	6	41 (75.9)	13 (24.1)	32 (59.2)	9 (16.7)	13 (24.1)
at Arkansas	41	13	18	0	59 (81.9)	13 (18.1)	44 (61.1)	15 (20.8)	13 (18.1)
at Missouri	39	19	5	7	57 (81.4)	13 (18.6)	42 (70.0)	15 (21.4)	13 (18.6)
Kentucky	51	11	12	4	57 (73.1)	21 (26.9)	56 (71.8)	3 (3.8)	19 (24.4)
at Alabama	33	9	14	5	39 (63.9)	22 (36.1)	40 (65.6)	12 (19.7)	9 (14.8)
at LSU	49	2	13	2	55 (83.3)	11 (16.7)	34 (51.5)	21 (31.8)	11 (16.7)
Texas A&M	29	5	18	5	42 (73.7)	15 (26.3)	32 (56.1)	9 (15.8)	16 (28.1)
Mississippi State	46	15	14	2	54 (70.1)	23 (29.9)	48 (62.3)	24 (31.2)	5 (6.5)
at Florida	25	34	9	9	35 (45.5)	42 (54.5)	44 (57.1)	15 (19.5)	18 (23.4)

Comparison Statistics (Auburn/Opponent)

Opponent	1st	2nd	Score	Mar	Total FG	FG Pct	3-Pointers	3FG Pct	Free Throws	FT Pct	Reb.	Mar	Assist	TO	Blk	Stl	Fouls
Jacksonville State	41-26	37-23	78-49	+29	29-61/18-59	.475/.305	4-9/3-14	.444/.214	16-22/10-12	.727/.833	43/31	+12	13/5	15/19	4/1	11/7	15/20
UL-Lafayette	16-25	44-29	60-54	+6	21-59/18-49	.356/.367	4-20/4-15	.200/.267	14-19/14-21	.737/.667	46/30	+16	14/8	17/16	4/2	6/7	22/21
Rutgers	38-22	38-34	76-56	+20	27-58/17-53	.466/.321	2-11/7-19	.182/.368	20-31/15-21	.645/.714	34/40	(6)	14/9	12/24	7/3	11/10	16/26
California	21-33	32-34	53-67	(14)	21-67/23-61	.313/.377	3-15/6-18	.200/.333	8-13/15-19	.615/.789	41/46	(5)	10/8	10/12	1/4	7/6	19/14
UCF	26-27	27-33	53-60	(7)	21-55/21-46	.382/.457	2-15/7-15	.133/.467	9-16/11-13	.563/.846	34/27	+7	7/10	18/20	6/0	6/6	17/16
Alabama A&M	32-20	36-25	68-45	+23	25-59/16-61	.424/.262	5-11/2-8	.455/.250	13-21/11-16	.619/.688	42/42	0	12/3	20/23	8/4	13/8	17/18
Clemson	36-21	47-32	83-53	+30	29-61/16-48	.475/.333	6-19/3-16	.316/.188	19-30/18-29	.633/.621	36/41	(5)	16/4	13/29	3/0	17/5	25/27
UAB	35-21	37-41	72-62	+10	28-60/18-61	.467/.295	2-5/7-24	.400/.292	14-23/19-23	.609/.826	44/36	+8	14/9	16/17	6/1	9/6	18/22
Little Rock	32-16	26-29	58-45	+13	22-53/18-41	.415/.439	4-10/1-4	.400/.250	10-15/8-17	.667/.471	32/25	+7	10/7	19/19	1/1	8/7	21/18
Alabama State	46-13	48-24	94-37	+57	37-78/14-42	.474/.333	4-14/3-8	.286/.375	16-24/6-8	.667/.750	41/28	+13	25/7	14/40	1/7	28/7	14/22
Norfolk State	26-20	41-19	67-39	+28	22-54/16-58	.407/.276	2-13/2-12	.154/.167	21-26/5-7	.808/.714	40/37	+3	12/4	20/27	3/2	13/11	14/21
Washington St.	26-32	43-30	69-62	+7	24-57/22-49	.421/.449	5-10/8-19	.500/.421	16-19/10-11	.842/.909	32/31	+1	16/15	12/20	1/4	9/8	13/18
North Alabama	30-27	49-31	79-58	+21	30-71/24-60	.423/.400	8-16/6-22	.500/.273	11-12/4-7	.917/.571	41/37	+4	20/11	11/21	6/0	7/5	9/15
Tennessee	40-32	27-43	67-75	(8)	26-78/24-48	.333/.500	2-14/3-7	.143/.439	13-16/24-30	.813/.800	34/47	(13)	8/10	6/23	1/4	11/3	20/17
Texas A&M	20-32	24-34	44-66	(22)	15-49/25-57	.306/.439	1-9/1-8	.111/.125	13-21/15-23	.619/.652	29/43	(14)	8/12	17/16	4/3	9/8	20/21
Ole Miss	21-27	34-31	55-58	(3)	16-55/24-60	.291/.400	3-12/1-4	.250/.250	20-24/9-15	.833/.600	35/43	(8)	8/13	18/21	4/10	6/8	18/21
LSU	34-37	33-25	67-62	+5	26-59/23-55	.441/.418	4-11/0-2	.364/.000	11-15/16-25	.733/.640	34/36	(2)	11/11	17/15	1/1	10/10	19/17
Vanderbilt	23-22	27-31	50-53	(3)	21-59/18-47	.356/.383	1-13/4-19	.077/.211	7-12/13-17	.583/.765	34/35	(1)	12/10	15/21	2/5	9/6	18/14
Alabama	40-30	38-35	78-65	+13	27-57/23-56	.474/.411	3-8/3-15	.375/.200	21-29/16-20	.724/.800	33/35	(2)	18/9	11/17	2/2	11/5	18/21
Georgia	36-23	31-26	67-49	+18	23-59/17-50	.390/.340	4-16/3-10	.250/.300	17-23/12-16	.739/.750	38/34	+4	13/7	17/23	4/1	14/9	15/17
South Carolina	22-27	32-49	54-76	(22)	19-59/28-67	.322/.418	3-10/4-16	.300/.250	13-16/16-21	.813/.762	35/48	(13)	10/11	17/15	9/9	7/9	17/14
Arkansas	34-25	38-49	72-74	(2)	27-68/24-62	.397/.387	5-20/7-25	.250/.280	13-24/19-27	.542/.704	41/44	(3)	13/8	9/15	6/6	12/2	28/18
Missouri	33-21	37-38	70-59	+11	26-61/20-50	.426/.400	5-16/10-27	.313/.370	13-15/9-12	.867/.750	35/30	+3	12/15	17/22	3/2	9/10	20/15
Kentucky	40-18	38-32	78-50	+28	29-68/19-58	.426/.328	1-12/1-9	.083/.111	19-22/11-21	.864/.524	45/40	+5	16/6	19/26	4/5	15/8	21/17
Alabama	37-29	24-38	61-67	(6)	24-53/24-58	.453/.414	4-14/7-21	.286/.333	9-15/12-18	.600/.667	35/33	+2	13/12	18/15	3/4	7/7	19/14
LSU	30-40	36-31	66-71	(5)	24-64/23-50	.375/.460	7-16/2-5	.438/.400	11-16/23-27	.688/.852	28/42	(14)	7/13	15/23	5/7	10/6	25/18
Texas A&M	23-16	34-25	57-41	+16	19-59/15-45	.322/.333	3-11/1-9	.273/.111	16-18/10-15	.889/.667	41/30	+11	5/5	20/29	3/5	14/14	18/20
Mississippi St.	37-28	40-32	77-60	+17	32-74/19-59	.432/.322	8-21/4-16	.381/.250	5-11/18-23	.455/.783	42/43	(1)	17/9	6/17	3/0	8/3	19/15
Florida	37-34	40-40	77-74	+3	27-48/23-58	.563/.397	5-12/0-18	.417/.000	18-25/28-30	.720/.933	31/31	0	12/7	24/21	7/4	9/13	25/21

Game-by-Game Leaders

Opponent	Points	Rebounds	Assists	Steals	Blocked Shots
Jacksonville State	14-Honesty Scott-Grayson	8-Savannah Scott	4-Bostic/Shaw	4-Mar'Shaun Bostic	1-(four players)
Louisiana-Lafayette at Rutgers	16-Savannah Scott	14-Taylen Collins	3-(three players)	2-Collins/Scott-Grayson	2-Yakiya Milton
California at UCF	21-Savannah Scott	11-Savannah Scott	4-Honesty Scott-Grayson	3-Celia Sumbane	2-Scott/Sumbane
Alabama A&M	18-Honesty Scott-Grayson	9-Honesty Scott-Grayson	5-JaMya Mingo-Young	1-(seven players)	1-H. Scott-Grayson
Clemson at UAB	17-Sydney Shaw	8-Taylen Collins	4-JaMya Mingo-Young	2-Sumbane/Duhon	2-Yakiya Milton
at Little Rock	15-Sydney Shaw	10-Taylen Collins	3-JaMya Mingo-Young	4-Mar'Shaun Bostic	2-Collins/Eddings
Alabama State	18-Honesty Scott-Grayson	6-Sydney Shaw	5-Honesty Scott-Grayson	5-Scott-Grayson/Bostic	2-Taylen Collins
Norfolk State	22-Honesty Scott-Grayson	8-Taylen Collins	4-Honesty Scott-Grayson	4-Mar'Shaun Bostic	2-Taylen Collins
Washington State	12-Honesty Scott-Grayson	8-Taylen Collins	4-JaMya Mingo-Young	2-Shaw/Scott-Grayson	1-JaMya Mingo-Young
North Alabama	24-Honesty Scott-Grayson	7-Celia Sumbane	6-JaMya Mingo-Young	5-Sumbane/Duhon	1-Timya Thurman
Tennessee at Texas A&M	16-JaMya Mingo-Young	5-Mingo-Young/Collins	4-JaMya Mingo-Young	4-Taylen Collins	1-(three players)
at Ole Miss	17-Honesty Scott-Grayson	7-Taylen Collins	7-JaMya Mingo-Young	3-Collins/Scott-Grayson	1-McKenna Eddings
LSU at Vanderbilt	14-McKenna Eddings	10-JaMya Mingo-Young	7-JaMya Mingo-Young	3-McKenna Eddings	2-Sydney Shaw
Alabama	17-Mar'Shaun Bostic	6-Taylen Collins	2-Mingo-Young/Eddings	5-JaMya Mingo-Young	1-Celia Sumbane
Georgia	15-Honesty Scott-Grayson	8-JaMya Mingo-Young	3-JaMya Mingo-Young	2-Taylen Collins	1-(four players)
South Carolina at Arkansas	16-Honesty Scott-Grayson	6-Oyindamola Akinbolawa	2-Mar'Shaun Bostic	2-Mingo-Young/Akinbolawa	2-Taylen Collins
at Missouri	21-Honesty Scott-Grayson	7-Taylen Collins	5-JaMya Mingo-Young	4-Celia Sumbane	1-Savannah Scott
Kentucky at Alabama	15-Honesty Scott-Grayson	9-Taylen Collins	6-Honesty Scott-Grayson	3-JaMya Mingo-Young	1-Sumbane/Collins
at LSU	19-Honesty Scott-Grayson	9-JaMya Mingo-Young	4-Mingo-Young/Sumbane	3-Mar'Shaun Bostic	1-Collins/Akinbolawa
Texas A&M	21-Honesty Scott-Grayson	6-Honesty Scott-Grayson	4-Mar'Shaun Bostic	5-Mar'Shaun Bostic	1-(four players)
Mississippi State at Florida	31-Honesty Scott-Grayson	6-Taylen Collins	4-JaMya Mingo-Young	2-(three players)	3-Timya Thurman
	27-Honesty Scott-Grayson	11-Taylen Collins	5-Mar'Shaun Bostic	4-Taylen Collins	3-H. Scott-Grayson
	24-Honesty Scott-Grayson	11-JaMya Mingo-Young	5-JaMya Mingo-Young	2-(three players)	1-Scott/Milton
	22-Honesty Scott-Grayson	11-Taylen Collins	6-JaMya Mingo-Young	4-JaMya Mingo-Young	2-Sumbane/Collins
	15-Honesty Scott-Grayson	7-Taylen Collins	6-JaMya Mingo-Young	2-Yakiya Milton	2-Savannah Scott
	28-Honesty Scott-Grayson	6-JaMya Mingo-Young	3-Mar'Shaun Bostic	3-Collins/Scott-Grayson	3-Savannah Scott
	10-(three players)	7-Collins/Scott-Grayson	2-Mingo-Young/HSG	3-(three players)	2-Yakiya Milton
	32-Honesty Scott-Grayson	8-JaMya Mingo-Young	7-JaMya Mingo-Young	2-(three players)	1-(three players)
	18-Mar'Shaun Bostic	7-Savannah Scott	9-Mar'Shaun Bostic	4-McKenna Eddings	3-Yakiya Milton

2023-24 Starting Lineups

Opponent	Point Guard (1)	Wing (2)	Wing (3)	Wing (4)	Post (5)
Jacksonville State (1)	Bostic	Shaw	Scott-Grayson	Collins	Scott
Louisiana-Lafayette (1) at Rutgers (1)	Bostic	Shaw	Scott-Grayson	Collins	Scott
California (2) at UCF (1)	Bostic	Shaw	Eddings	Collins	Scott
Alabama A&M (3)	Bostic	Shaw	Scott-Grayson	Collins	Scott
Clemson (4) at UAB (4)	Bostic	Shaw	Sumbane	Collins	Scott
at Little Rock (5)	Bostic	Shaw	Scott-Grayson	Sumbane	Collins
Alabama State (5)	Mingo-Young	Shaw	Scott-Grayson	Sumbane	Collins
Norfolk State (5)	Mingo-Young	Shaw	Scott-Grayson	Sumbane	Collins
Washington State (5)	Mingo-Young	Shaw	Scott-Grayson	Sumbane	Collins
North Alabama (5)	Mingo-Young	Shaw	Scott-Grayson	Sumbane	Collins
Tennessee (5) at Texas A&M (6)	Mingo-Young	Scott-Grayson	Sumbane	Collins	Scott
at Ole Miss (7)	Mingo-Young	Scott-Grayson	Duhon	Collins	Scott
LSU (8)	Mingo-Young	Scott-Grayson	Duhon	Collins	Akinbolawa
Vanderbilt (9)	Mingo-Young	Scott-Grayson	Duhon	Sumbane	Collins
Alabama (7)	Mingo-Young	Scott-Grayson	Duhon	Collins	Scott
Georgia (7)	Mingo-Young	Scott-Grayson	Duhon	Collins	Scott
South Carolina (7) at Arkansas (9)	Mingo-Young	Scott-Grayson	Duhon	Collins	Scott
at Missouri (6)	Mingo-Young	Scott-Grayson	Duhon	Sumbane	Collins
Kentucky (6)	Mingo-Young	Scott-Grayson	Sumbane	Collins	Scott
at Alabama (6)	Mingo-Young	Scott-Grayson	Sumbane	Collins	Scott
at LSU (7)	Mingo-Young	Scott-Grayson	Duhon	Collins	Scott
Texas A&M (7)	Mingo-Young	Scott-Grayson	Duhon	Collins	Scott
Mississippi State (7)	Mingo-Young	Scott-Grayson	Duhon	Collins	Scott
Florida (10)	Mingo-Young	Shaw	Scott-Grayson	Collins	Milton

Record by Starting Lineup

(1) Bostic, Shaw, Scott-Grayson, Collins, Scott	3-1 (.750)
(2) Bostic, Shaw, Eddings, Collins, Scott	0-1 (.000)
(3) Bostic, Shaw, Sumbane, Collins, Scott.....	0-1 (.000)
(4) Bostic, Shaw, Scott-Grayson, Sumbane, Collins	2-0 (1.000)
(5) Mingo-Young, Shaw, Scott-Grayson, Sumbane, Collins	5-1 (.833)
(6) Mingo-Young, Scott-Grayson, Sumbane, Collins, Scott.....	2-2 (.500)
(7) Mingo-Young, Scott-Grayson, Duhon, Collins, Scott.....	4-3 (.571)
(8) Mingo-Young, Scott-Grayson, Duhon, Collins, Akinbolawa	1-0 (1.000)
(9) Mingo-Young, Scott-Grayson, Duhon, Sumbane, Collins	0-2 (.000)
(10) Mingo-Young, Shaw, Scott-Grayson, Collins, Milton	1-0 (1.000)



Johnnie HARRIS

Head Coach

Third Season at Auburn • 25th Season in college coaching

Pine Bluff, Ark. • Arkansas Baptist, 1996

Johnnie Harris enters her third year as head coach for Auburn women's basketball in 2023-24. A long-time Southeastern Conference assistant and 2018 WBCA National Assistant Coach of the Year, Harris was named Auburn women's basketball head coach on April 3, 2021.

In year two at Auburn, Harris led the Tigers to their first winning record and postseason appearance in four years, finishing with a 16-15 overall record and five SEC wins. Auburn won a postseason game for the first time since 2016, defeating Tulane in the WNIT first round. In addition, the Tigers tied a school record for steals in a game with 24 against Samford, defeated Texas A&M for the first time, and won a road game in the SEC for the first time since the 2019-20 season.

Her first season on the Plains saw Auburn double its win total from the previous season and pick up three victories over nationally ranked opponents. Her first top-25 win came Nov. 21 with a 59-51 win at Georgia Tech, Auburn's first road win over a ranked foe since 2014. The biggest win of the season, and one of Auburn's biggest in decades, came Jan. 27 when the Tigers shocked No. 4 Tennessee 71-61 at home for their first SEC win of the season and their first win over a top-5 opponent since 1997. The Tigers added one more top-25 win, a 65-60 victory over No. 21 Georgia on Feb. 20. Sophomore Aicha Coulibaly was named to the All-SEC Second Team, and the Tigers landed a consensus top-25 recruiting class for 2022-23.

Prior to her arrival at Auburn, Harris spent 16 years combined at Arkansas, Texas A&M and Mississippi State, and spent the 2020-21 season as the Associate Head Coach at the University of Texas. She helped Texas to an Elite Eight appearance during the 2020-21 season, and she worked alongside Longhorn head coach Vic Schaefer the previous 10 years assisting Mississippi State to a pair of NCAA Championship game appearances. She was a central part of Mississippi State's success those eight seasons and is considered one of the nation's top recruiters.

Harris helped lead Mississippi State to a 221-62 [.781] record and five NCAA Tournament berths, including NCAA Championship Game appearances in 2017 and 2018. During that time, the Bulldogs also won the program's first Southeastern Conference regular-season championship and SEC Tournament Championship.

Harris' pupils in the past were some of the best in Mississippi State school history, led by Teaira McCowan, who Harris mentored during McCowan's record-setting junior and senior campaigns from 2017-19. The 2019 SEC Player of the Year and a consensus First-Team All-American, McCowan finished her career as Mississippi State's leader in rebounds and field-goal percentage, while ranking second in blocks and fourth in points and field-goals made.

The individual development McCowan showed during Mississippi State's run to a second consecutive national title game caught the attention of the coaching community, as Harris was tabbed the WBCA National Assistant Coach of the Year for the 2017-18 season.

In 2018-19, Harris helped transfer forward Anriel Howard combine with McCowan to create one of the best front courts in the country. In her lone season with the Bulldogs, Howard earned first-team All-SEC recognition by the AP and league coaches after averaging 16.4 points and 8.4 rebounds per game. Both McCowan [No. 3, Indiana Fever] and Howard [No. 24, Seattle Storm] were selected in the 2019 WNBA Draft.

Another Harris product, Chinwe Okorie, was an integral part of the Bulldogs' runs to the Final Four and 2016 Sweet 16 and finished her MSU career sixth in program annals in field-goal percentage, shooting 52.1 percent over 109 games. She raised her scoring average and field goal percentage each season of her three-year career, capped by her 7.5 ppg average on 56.4 percent shooting as a senior.

Harris helped guide Texas A&M to four Sweet 16 appearances in her five seasons, including the program's first national championship in 2010-11. During her tenure with the Aggies, Harris helped sign and mentor junior college All-Americans Danielle Adams and Tanisha Smith.

Prior to her stop in College Station, Harris spent three seasons at Arkansas, landing some of the Lady Razorbacks' top recruiting classes in program history. She signed Laura Ervin, a junior college All-American who went on to garner Second Team All-SEC accolades, as well as Freshman All-SEC selection Donica Cosby.

Harris has had the opportunity to learn from some of the game's top coaches, including Hall of Famer Kay Yow at N.C. State. She joined the program in the 2003-04 season and assisted the squad to the NCAA Tournament for the first time in two years. Her first recruiting class in Raleigh was rated as one of the best in the nation. She also garnered a commitment from Gillian Goring, the nation's No. 1 post player who went on to play for the Washington Mystics.

The Arkansas-Fort Smith position kept the Pine Bluff native in her home state after she started her coaching career as a graduate assistant at Little Rock. Her hard work at UALR earned her a promotion to a full-time assistant position in 2000.

Harris is the mother of two children, Marcus and Kiera, and the legal guardian of Lily. She also has two grandchildren, Samarah and Kaiden.

Harris Year-by-Year

Arkansas-Little Rock, Assistant Coach (1999-2001)

Year	Record	Conf.	Other Information
1999-00	5-23	1-15	
2000-01	6-22	0-16	

Arkansas-Fort Smith, Assistant Coach (2001-03)

Year	Record	Conf.	Other Information
2001-02	26-2		
2002-03	34-8		Conference Champions

NC State, Assistant Coach (2003-04)

Year	Record	Conf.	Other Information
2003-04	17-15	8-8	NCAA First Round

Arkansas, Assistant Coach (2004-07)

Year	Record	Conf.	Other Information
2004-05	17-14	3-11	WNIT Second Round
2005-06	13-15	5-9	
2006-07	18-13	3-11	

Texas A&M, Assistant Coach (2007-12)

Year	Record	Conf.	Other Information
2007-08	29-8	11-5	NCAA Elite Eight Big 12 Tournament Champions
2008-09	27-8	11-5	NCAA Sweet 16
2009-10	26-8	10-6	NCAA Second Round Big 12 Tournament Champions
2010-11	33-5	13-3	National Champions
2011-12	24-11	11-7	NCAA Sweet 16

Mississippi State, Associate Head Coach (2013-20)

Year	Record	Conf.	Other Information
2012-13	13-17	5-11	
2013-14	22-14	5-11	WNIT Quarterfinals
2014-15	27-7	11-5	NCAA Second Round
2015-16	28-8	11-5	NCAA Sweet 16
2016-17	34-5	13-3	National Runner-Up
2017-18	37-2	16-0	National Runner-Up SEC Regular Season Champions
2018-19	33-3	15-1	NCAA Elite Eight SEC Regular Season & Tournament Champions
2019-20	27-6	13-3	(no postseason; pandemic)

Texas, Associate Head Coach (2020-21)

Year	Record	Conf.	Other Information
2020-21	21-10	11-7	NCAA Elite Eight

Auburn, Head Coach (2021-)

Year	Record	Conf.	Other Information
2021-22	10-18	2-14	
2022-23	16-15	5-11	WNIT Second Round
2023-24	19-10	8-8	



Yakiya MILTON

#0

Freshman • Forward • 6-4
Jacksonville, Fla. • Mandarin HS

- Made first career start in return to home state of Florida; scored 1 point and had career-high 3 blocks (3/3)
- Matched season-bests with 4 rebounds, 2 blocks while playing season-high 17 minutes in win over Texas A&M (2/25)
- Season-best 3 points, all on free throws, at Missouri (2/11); also had 2 rebounds, 1 block and 1 steal
- First collegiate field goal vs. UAB; had season-best 4 rebounds (12/3)
- Had two blocks, two rebounds and scored first collegiate point in return to home state at UCF (11/20)
- Two blocks in just under 9 minutes of action vs. UL-Lafayette (11/9)
- Ranked 8th in state of Florida in blocks
- Cousin of former Auburn MBB player Kyle Davis, Auburn's all-time blocked shots leader
- Youngest player on team, one of youngest in SEC

SEASON/CAREER HIGHS

Points		
3	at Missouri	2/11/24
Rebounds		
4	3x; last vs. Miss. State	2/29/24
Assists		
1	3x; last at Alabama	2/18/24
Blocks		
3	at Florida	3/3/24
Steals		
2	2x; last at Alabama	2/18/24
Field Goals		
1	5x; last vs. Georgia	1/29/24
Field Goal Attempts		
4	2x; last vs. Miss. State	2/29/24
3-Point Field Goals		
3-Point FG Attempts		
Free Throws		
3	at Missouri	2/11/24
Free Throw Attempts		
4	2x; last at Missouri	2/11/24

Opponent	Start	Min.	FG-A	3PT-A	FT-A	O-D-T	PF	Ast.	TO	Blk.	St.	Pts.
JACKSONVILLE STATE		4:30	0-1	0-0	0-0	0-0-0	1	0	0	0	0	0
LOUISIANA-LAFAYETTE		8:45	0-0	0-0	0-0	0-0-0	1	0	0	2	0	0
at Rutgers		2:31	0-0	0-0	0-2	1-1-2	0	0	0	1	0	0
CALIFORNIA						--DNP--						
at UCF		16:45	0-2	0-0	1-2	0-2-2	3	0	1	2	1	1
ALABAMA A&M		7:35	0-1	0-0	0-0	0-1-1	4	0	2	1	0	0
CLEMSON		3:36	0-0	0-0	0-0	0-0-0	2	0	1	0	0	0
at UAB		14:21	1-2	0-0	0-0	0-4-4	3	0	1	1	0	2
at Little Rock		3:27	0-0	0-0	0-0	1-1-2	0	0	0	0	0	0
ALABAMA STATE		11:53	0-2	0-0	0-4	2-2-4	2	1	1	0	2	0
NORFOLK STATE		4:37	0-0	0-0	0-0	0-0-0	1	1	1	1	0	0
WASHINGTON STATE						--DNP--						
NORTH ALABAMA		11:47	1-4	0-0	0-0	0-2-2	0	0	1	1	0	2
TENNESSEE						--DNP--						
at Texas A&M		15:02	0-0	0-0	2-2	1-2-3	2	0	0	1	0	2
at Ole Miss		4:22	1-1	0-0	0-0	0-0-0	0	0	0	0	0	2
LSU						--DNP--						
at Vanderbilt		4:57	1-1	0-0	0-0	0-0-0	1	0	0	0	1	2
ALABAMA						--DNP--						
GEORGIA		5:56	1-2	0-0	0-0	0-0-0	0	0	0	0	0	2
SOUTH CAROLINA						--DNP--						
at Arkansas						--DNP--						
at Missouri		13:07	0-1	0-0	3-4	1-1-2	1	0	0	1	1	3
KENTUCKY		5:34	0-1	0-0	0-0	0-3-3	4	0	1	0	0	0
at Alabama		16:42	0-0	0-0	1-2	0-3-3	3	1	0	0	2	1
at LSU		10:24	0-1	0-0	0-0	0-3-3	4	0	0	0	0	0
TEXAS A&M		17:31	0-2	0-0	0-0	1-3-4	3	0	0	2	0	0
MISSISSIPPI STATE		15:26	0-4	0-0	0-0	2-2-4	1	0	0	0	0	0
at Florida	*	17:45	0-2	0-0	1-2	0-2-2	1	0	2	3	0	1

MILTON'S CAREER STATISTICS

SEASON	TEAM	GP-GS	MIN/AVG	Field Goals		3-Point		F-Throws		Rebounds				Scoring						
				FG-FGA	FG%	3FG-3FGA	3FG%	FT-FTA	FT%	OFF	DEF	TOT	AVG	PF-FO	A	TO	BLK	STL	PTS	AVG
2023-24	AUB	22-1	217/9.8	5-27	.185	0-0	.000	8-18	.444	9	32	41	1.9	37-0	3	11	16	7	18	0.8
TOTAL		22-1	217/9.8	5-27	.185	0-0	.000	8-18	.444	9	32	41	1.9	37-0	3	11	16	7	18	0.8



Celia SUMBANE

#1

Junior • Forward • 6-2
Maputo, Mozambique • South Plains CC [Texas]

- SEC-best 10 points at Arkansas (2/4)
- Season-high 28 minutes in upset win over #7 LSU; finished with 6 points, 5 rebounds, 4 steals (1/14)
- Went on 8-0 run by herself to open 4th quarter at Ole Miss to help close gap; finished with 9 points, 3 rebounds (1/11)
- Stuffed stat sheet in big win over Alabama State with 11 points, 7 rebounds, 5 steals, 3 assists, all season highs (12/13)
- Was a defensive force in win at Rutgers with 5 points, 2 rebounds, 2 blocks, 3 steals, 2 assists (11/12)
- First-team NJCAA All-American in 2023; Western Junior College Athletic Conference MVP and DPOY
- Averaged 14.6 points, 8.0 rebounds, 1.7 steals, 1.6 assists at South Plains CC in 2022-23
- First Auburn player from Mozambique, fifth player from Africa
- Played for home country at FIBA U19 World Cup in Thailand in 2019

SEASON/CAREER HIGHS

Points		
11	vs. Alabama State	12/13/23
Rebounds		
7	vs. Alabama State	12/13/23
Assists		
4	vs. Alabama	1/21/24
Blocks		
2	3x; last vs. Kentucky	2/15/24
Steals		
5	vs. Alabama State	12/13/23
Field Goals		
5	vs. Alabama State	12/13/23
Field Goal Attempts		
10	2x; last at Arkansas	2/4/24
3-Point Field Goals		
2	vs. Washington St.	12/20/23
3-Point FG Attempts		
2	3x; last vs. North Alabama	12/31/23
Free Throws		
4	at Arkansas	2/4/24
Free Throw Attempts		
6	at Arkansas	2/4/24

Opponent	Start	Min.	FG-A	3PT-A	FT-A	O-D-T	PF	Ast.	TO	Blk.	St.	Pts.
JACKSONVILLE STATE		14:26	0-3	0-0	1-2	2-3-5	0	0	1	1	0	1
LOUISIANA-LAFAYETTE		4:15	0-1	0-1	0-0	0-0-0	2	0	0	0	0	0
at Rutgers		18:48	2-3	1-2	0-0	0-2-2	1	2	1	2	3	5
CALIFORNIA		13:34	1-3	0-1	0-0	0-3-3	2	0	1	0	1	2
at UCF		21:16	3-5	0-1	0-0	1-0-1	3	1	2	1	2	6
ALABAMA A&M	*	14:20	1-2	0-0	2-2	1-2-3	4	1	1	1	1	4
CLEMSON	*	11:14	1-1	0-0	0-0	0-1-1	4	0	2	0	0	4
at UAB	*	19:19	1-3	0-0	3-4	2-3-5	4	1	2	1	1	5
at Little Rock	*	6:17	1-1	0-0	0-0	1-0-1	2	0	4	0	0	2
ALABAMA STATE	*	21:14	5-9	0-0	1-2	5-2-7	1	3	0	0	5	11
NORFOLK STATE	*	16:50	2-3	0-0	0-0	1-2-3	1	1	0	1	0	4
WASHINGTON STATE	*	9:58	2-3	2-2	0-0	1-0-1	3	1	3	0	1	6
NORTH ALABAMA	*	15:40	1-10	0-2	2-2	2-7-9	2	1	1	0	1	4
TENNESSEE	*	18:37	1-3	0-1	2-2	1-3-4	3	0	1	1	2	4
at Texas A&M	*	21:10	1-2	0-1	0-0	0-2-2	4	0	1	0	1	2
at Ole Miss		23:11	3-8	0-1	3-4	2-1-3	3	0	2	0	0	9
LSU		28:27	2-7	0-0	2-3	3-2-5	1	1	3	0	4	6
at Vanderbilt	*	16:31	1-2	0-1	1-2	0-0-0	4	0	2	1	1	3
ALABAMA		10:34	3-5	0-0	0-0	2-1-3	4	4	1	0	0	6
GEORGIA		14:30	0-3	0-1	1-2	2-2-4	2	2	2	0	1	1
SOUTH CAROLINA		14:00	1-3	0-2	0-0	1-1-2	2	2	0	2	0	2
at Arkansas	*	26:58	3-10	0-0	4-6	1-3-4	5	0	1	1	1	10
at Missouri	*	17:36	3-6	0-0	0-0	1-2-3	1	0	2	0	2	6
KENTUCKY	*	21:32	2-3	0-0	0-0	2-0-2	3	0	2	2	3	4
at Alabama	*	19:12	1-2	0-0	0-0	0-0-0	2	1	1	0	0	2
at LSU		20:16	0-0	0-0	2-2	2-1-3	2	0	1	0	1	2
TEXAS A&M		14:20	0-4	0-0	0-0	1-0-1	1	0	1	0	1	0
MISSISSIPPI STATE		6:51	0-0	0-0	0-0	2-1-3	1	1	0	0	0	0
at Florida		6:21	2-4	0-0	1-2	1-2-3	2	0	2	0	0	5

SUMBANE'S CAREER STATISTICS

SEASON	TEAM	GP-GS	MIN/AVG	Field Goals		3-Point		F-Throws		Rebounds				Scoring						
				FG-FGA	FG%	3FG-3FGA	3FG%	FT-FTA	FT%	OFF	DEF	TOT	AVG	PF-FO	A	TO	BLK	STL	PTS	AVG
2023-24	AUB	29-15	467/16.1	43-109	.394	3-16	.188	25-35	.714	37	46	83	2.9	71-1	22	39	14	32	114	3.9
TOTAL		29-15	467/16.1	43-109	.394	3-16	.188	25-35	.714	37	46	83	2.9	71-1	22	39	14	32	114	3.9



JaMya MINGO-YOUNG

#2

Graduate Student • Guard • 5-8
 Bogalusa, La. • Loranger HS • Mississippi State • Alabama

- Filled stat sheet on Senior Night with 6 points, 7 assists, 8 rebounds in win over Mississippi State (2/29)
- Second Auburn double-double with 10 points, season-high 11 rebounds in win at Missouri (2/11); also led Tigers with 5 assists
- Stole ball from LSU's Angel Reese in final seconds and made 2 FTs to secure upset win (1/14); finished with 13 points, 3 rebounds, 5 assists, 2 steals
- Made 29 consecutive free throws from Dec. 3 (UAB) through Jan. 7 (Texas A&M)
- First Auburn double-double, 8th of career, with 13 points, season-high 10 rebounds, season-high 7 assists vs. North Alabama (12/31)
- Tied Auburn record for single-game FT percentage, going 12-12 in win over Norfolk State; finished with 16 points (12/16)
- Season-high 16 points (9-11 FT) along with 3 assists in win over Clemson (11/30)
- Transferred from Alabama after 2022-23 season; played for Johnnie Harris as a freshman at Mississippi State in 2019-20
- Career-best 26 points vs. Chattanooga in 2021 while playing at Alabama

SEASON HIGHS		
Points	16	3x; last at LSU 2/22/24
Rebounds	11	at Missouri 2/11/24
Assists	7	3x; last vs. Miss. State 2/29/24
Blocks	1	5x; last vs. Texas A&M 2/25/24
Steals	5	vs. Tennessee 1/4/24
Field Goals	6	at Alabama 2/18/24
Field Goal Attempts	16	at Missouri 2/11/24
3-Point Field Goals	2	vs. Miss. State 2/29/24
3-Point FG Attempts	4	2x; last vs. Miss. State 2/29/24
Free Throws	12	vs. Norfolk State 12/16/23
Free Throw Attempts	12	vs. Norfolk State 12/16/23

Opponent	Start	Min.	FG-A	3PT-A	FT-A	O-D-T	PF	Ast.	TO	Blk.	St.	Pts.
JACKSONVILLE STATE						--DNP--						
LOUISIANA-LAFAYETTE						--DNP--						
at Rutgers						--DNP--						
CALIFORNIA		13:44	0-3	0-1	0-0	0-2-2	3	5	0	0	0	0
at UCF		26:27	3-6	0-1	1-2	0-2-2	0	4	1	0	0	7
ALABAMA A&M		18:29	4-9	1-1	0-1	1-4-5	3	3	0	0	3	9
CLEMSON		16:41	3-4	1-1	9-11	1-2-3	2	3	0	1	1	16
at UAB		19:19	2-5	0-0	1-2	0-3-3	2	3	2	0	1	5
at Little Rock	*	22:56	3-5	0-0	5-5	0-6-6	1	4	2	1	1	11
ALABAMA STATE	*	16:42	1-3	0-1	0-0	0-3-3	3	6	2	0	2	2
NORFOLK STATE	*	24:12	2-4	0-1	12-12	0-5-5	2	4	0	0	2	16
WASHINGTON STATE	*	30:35	3-11	0-0	6-6	2-5-7	1	7	3	0	0	12
NORTH ALABAMA	*	30:56	5-10	1-2	2-2	3-7-10	1	7	2	1	1	13
TENNESSEE	*	25:02	4-8	1-1	2-2	1-3-4	1	2	1	0	5	11
at Texas A&M	*	27:16	2-9	0-0	5-7	1-7-8	3	3	2	1	1	9
at Ole Miss	*	31:05	2-8	1-3	4-4	1-2-3	4	1	5	0	2	9
LSU	*	31:29	4-10	1-2	4-4	1-2-3	0	5	2	0	2	13
at Vanderbilt	*	31:53	1-6	0-0	3-4	0-3-3	2	3	1	0	3	5
ALABAMA	*	32:52	4-9	1-1	3-7	2-7-9	3	4	2	0	2	12
GEORGIA	*	22:03	4-7	1-3	0-0	0-4-4	2	2	0	0	3	9
SOUTH CAROLINA	*	28:12	1-5	0-1	2-2	0-5-5	2	4	2	0	0	4
at Arkansas	*	18:00	1-5	0-2	0-0	1-1-2	3	1	1	0	1	2
at Missouri	*	32:40	5-16	0-2	0-0	3-8-11	2	5	1	0	2	10
KENTUCKY	*	28:56	3-8	0-1	4-4	2-6-8	1	6	4	0	4	10
at Alabama	*	34:56	6-13	1-4	1-2	0-4-4	2	6	4	0	1	14
at LSU	*	30:52	5-13	1-3	5-5	2-4-6	3	2	2	0	0	16
TEXAS A&M	*	22:46	2-4	0-1	6-6	1-1-2	1	2	3	1	3	10
MISSISSIPPI STATE	*	29:37	2-11	2-4	0-0	1-7-8	3	7	2	0	1	6
at Florida	*	15:47	0-1	0-0	0-0	0-0-0	0	1	1	0	0	0

CAREER HIGHS (incl. previous schools)		
Points	26	at Chattanooga 12/5/21
Rebounds	15	vs. Auburn [SEC] 3/2/22
Assists	9	vs. Troy 12/14/20
Blocks	2	2x; last vs. Auburn 1/2/22
Steals	6	3x; last vs. Tennessee 2/17/22
Field Goals	10	vs. Arkansas 1/20/22
Field Goal Attempts	16	at Missouri 2/11/24
3-Point Field Goals	3	at South Florida 11/16/22
3-Point FG Attempts	4	2x; last vs. Miss. State 2/29/24
Free Throws	12	vs. Norfolk State 12/16/23
Free Throw Attempts	14	at Vanderbilt 2/6/22

MINGO-YOUNG'S CAREER STATISTICS

SEASON	TEAM	GP-GS	MIN/AVG	Field Goals		3-Point		F-Throws		Rebounds				Scoring						
				FG-FGA	FG%	3FG-3FGA	3FG%	FT-FTA	FT%	OFF	DEF	TOT	AVG	PF-FO	A	TO	BLK	STL	PTS	AVG
2019-20	MSU	32-1	417/13.0	50-120	.417	5-17	.294	38-45	.844	19	51	70	2.2	55-0	48	34	5	28	143	4.5
2020-21	MSU	19-11	444/23.3	35-84	.417	6-22	.273	30-47	.638	17	58	75	3.9	45-1	57	31	6	22	106	5.6
2021-22	Bama	34-34	1090/32.1	138-293	.471	17-52	.327	101-148	.682	76	153	229	6.7	86-2	86	75	6	80	394	11.6
2022-23	Bama	14-2	243/17.4	24-61	.393	4-21	.190	24-26	.923	18	43	61	4.4	34-2	21	28	2	20	76	5.4
2023-24	AUB	26-21	663/25.5	72-193	.373	12-36	.333	75-88	.852	23	103	126	4.8	50-0	100	45	5	41	231	8.9
TOTAL FOR AUB		26-21	663/25.5	72-193	.373	12-36	.333	75-88	.852	23	103	126	4.8	50-0	100	45	5	41	231	8.9
TOTAL		125-69	2858/22.9	319-751	.425	44-148	.297	268-354	.757	153	408	561	4.5	270-5	312	213	24	191	950	7.6



McKenna EDDINGS

#3

Junior • Guard • 6-0

Williamsburg, Va. • Warhill HS • Stetson • Moberly Area CC [Mo.]

- Second straight big game with 11 points, career-high 4 steals, season high-tying 5 rebounds in win at Florida (3/3)
- Huge game vs. Mississippi State with 13 points (6-12 FG) and season-high 5 rebounds (2/29)
- Scored 9 points on 3-7 3FG in win at Missouri (2/11)
- Hit clutch 3-pointer in 4th quarter to extend Auburn lead over LSU in upset win (1/14)
- Led Auburn with career-high 14 points, 3 steals, 4-5 3FG, in win over North Alabama (12/31)
- Then-career high 9 points, 2 blocks vs. Alabama A&M (11/26); matched that with 9 points vs. Clemson (11/30)
- First-team NJCAA All-American at Moberly Area CC in 2022-23
- Averaged 16.2 points, 5.6 rebounds, 2.0 assists, 2.4 steals as a sophomore at Moberly
- Played in nine games as a freshman at Stetson in 2020-21 before transferring to junior college

SEASON HIGHS

Points		
14	vs. North Alabama	12/31/23
Rebounds		
5	2x; last at Florida	3/3/24
Assists		
3	2x; last at Rutgers	11/12/23
Blocks		
2	vs. Alabama A&M	11/26/23
Steals		
4	at Florida	3/3/24
Field Goals		
6	vs. Miss. State	2/29/24
Field Goal Attempts		
12	vs. Miss. State	2/29/24
3-Point Field Goals		
4	vs. North Alabama	12/31/23
3-Point FG Attempts		
7	at Missouri	2/11/24
Free Throws		
4	vs. Alabama A&M	11/26/23
Free Throw Attempts		
7	vs. Alabama A&M	11/26/23

Opponent	Start	Min.	FG-A	3PT-A	FT-A	O-D-T	PF	Ast.	TO	Blk.	St.	Pts.
JACKSONVILLE STATE		13:04	1-4	1-2	3-4	0-4-4	0	0	0	0	0	6
LOUISIANA-LAFAYETTE		19:58	1-6	0-4	2-2	0-3-3	3	3	3	1	0	4
at Rutgers		23:43	1-4	0-2	2-2	1-2-3	1	3	0	1	1	4
CALIFORNIA	*	24:43	2-8	1-5	0-0	0-2-2	1	1	1	0	1	5
at UCF		2:30	0-2	0-1	0-0	1-0-1	0	0	1	0	0	0
ALABAMA A&M		18:37	2-9	1-4	4-7	1-1-2	0	1	3	2	1	9
CLEMSON		8:37	3-6	1-4	2-2	0-1-1	0	0	0	0	1	9
at UAB		10:22	0-4	0-3	0-0	0-1-1	3	1	0	1	0	0
at Little Rock		10:23	2-5	1-1	0-0	1-0-1	3	2	1	0	1	5
ALABAMA STATE		12:28	3-10	2-6	2-2	1-1-2	0	2	1	0	1	10
NORFOLK STATE		14:28	0-3	0-2	0-0	1-0-1	0	2	0	0	1	0
WASHINGTON STATE		11:47	0-0	0-0	0-0	0-1-1	0	1	0	1	0	0
NORTH ALABAMA		22:32	5-8	4-5	0-0	1-2-3	0	2	2	1	3	14
TENNESSEE		22:56	1-12	1-6	0-0	1-1-2	3	2	0	0	2	3
at Texas A&M		9:23	0-2	0-1	0-0	0-0-0	1	0	1	0	0	0
at Ole Miss		5:28	0-1	0-1	0-0	0-0-0	0	1	0	0	0	0
LSU		9:39	1-2	1-2	1-2	0-0-0	2	0	0	0	0	4
at Vanderbilt						--DNP--						
ALABAMA		1:07	0-1	0-0	0-0	0-0-0	0	0	0	0	0	0
GEORGIA						--DNP--						
SOUTH CAROLINA		3:08	0-1	0-1	0-0	0-0-0	0	0	0	0	0	0
at Arkansas		8:32	1-4	0-2	0-0	1-1-2	4	1	2	0	0	2
at Missouri		20:47	3-8	3-7	0-0	0-0-0	0	0	2	0	0	9
KENTUCKY		15:07	1-6	1-5	2-2	1-1-2	1	1	0	0	0	5
at Alabama		1:11	0-0	0-0	0-0	0-0-0	0	0	0	0	0	0
at LSU		4:09	0-2	0-1	0-0	0-0-0	1	1	1	0	1	0
TEXAS A&M		1:50	0-1	0-1	0-0	0-0-0	0	0	0	0	1	0
MISSISSIPPI STATE		22:58	6-12	1-4	0-1	3-2-5	2	1	0	0	1	13
at Florida		29:24	4-9	2-7	1-1	1-4-5	4	0	3	0	4	11

CAREER HIGHS (incl. previous schools)

Points		
14	vs. North Alabama	12/31/23
Rebounds		
5	2x; last at Florida	3/3/24
Assists		
3	2x; last at Rutgers	11/12/23
Blocks		
2	vs. Alabama A&M	11/26/23
Steals		
4	at Florida	3/3/24
Field Goals		
6	vs. Miss. State	2/29/24
Field Goal Attempts		
12	vs. Miss. State	2/29/24
3-Point Field Goals		
4	vs. North Alabama	12/31/23
3-Point FG Attempts		
7	at Missouri	2/11/24
Free Throws		
4	vs. Alabama A&M	11/26/23
Free Throw Attempts		
7	vs. Alabama A&M	11/26/23

EDDINGS' CAREER STATISTICS

SEASON	TEAM	GP-GS	MIN/AVG	Field Goals		3-Point		F-Throws		Rebounds				Scoring						
				FG-FGA	FG%	3FG-3FGA	3FG%	FT-FTA	FT%	OFF	DEF	TOT	AVG	PF	FO	A	TO	BLK	STL	PTS
2020-21	Stet	10-0	39/3.9	5-11	.455	1-3	.333	0-2	.000	4	5	9	0.9	2-0	0	3	0	2	11	1.1
2023-24	AUB	27-1	349/12.9	37-130	.285	20-77	.260	19-25	.760	14	27	41	1.5	29-0	25	21	7	19	113	4.2
TOTAL FOR AUB		27-1	349/12.9	37-130	.285	20-77	.260	19-25	.760	14	27	41	1.5	29-0	25	21	7	19	113	4.2
TOTAL		37-1	388/10.5	42-141	.298	21-80	.263	19-27	.704	18	32	50	1.4	31-0	25	24	7	21	124	3.4



Kaitlyn DUHON

#4

Sophomore • Guard • 5-10
Houston, Texas. • Summer Creek HS

- SEC-best 10 points along with 4 rebounds in win over Kentucky (2/15)
- Scored 8 points on 4-6 FG while making second start of season in upset win over No. 7 LSU (1/14)
- Made first start of season at Ole Miss (1/11)
- Career-high 5 steals and 3 assists in just 10 minutes of action in win over Alabama State (12/13)
- Matched career-high with 3 steals and scored 10 points in win over Clemson (11/30)
- Stellar season opener with 13 points (6-9 FG), 3 rebounds, 2 steals vs. Jacksonville State (11/6)
- Two huge defensive games in exhibitions: 10 points, 10 rebounds, 6 steals vs. Columbus State; 6 points, 4 rebounds 6 steals vs. West Georgia
- Played in 30 of 31 games as a freshman, starting 6; averaged 3.8 points, 2.3 rebounds
- Career-high 17 points vs. South Alabama (11/10/22); 8 rebounds vs. Sam Houston (11/8/22)

SEASON HIGHS

Points		
13	vs. Jacksonville State	11/6/23
Rebounds		
6	at UAB	12/3/23
Assists		
3	2x; last vs. Miss. State	2/29/24
Blocks		
1	3x; last at Alabama	2/12/24
Steals		
5	vs. Alabama State	12/13/23
Field Goals		
6	vs. Jacksonville State	11/6/23
Field Goal Attempts		
10	2x; last vs. North Alabama	12/31/23
3-Point Field Goals		
1	3x; last vs. Alabama	1/21/24
3-Point FG Attempts		
2	3x; last at Vanderbilt	1/18/24
Free Throws		
4	vs. Kentucky	2/15/24
Free Throw Attempts		
5	vs. Kentucky	2/15/24

Opponent	Start	Min.	FG-A	3PT-A	FT-A	O-D-T	PF	Ast.	TO	Blk.	St.	Pts.
JACKSONVILLE STATE		21:42	6-9	0-0	1-1	0-3-3	1	0	1	0	2	13
LOUISIANA-LAFAYETTE		8:58	0-3	0-0	0-2	1-1-2	4	0	1	0	0	0
at Rutgers		17:38	0-2	0-0	0-0	0-2-2	1	1	1	0	1	0
CALIFORNIA		15:05	4-5	0-0	1-2	1-1-2	0	0	0	0	1	9
at UCF		14:46	1-3	0-1	1-2	1-3-4	1	1	1	0	2	3
ALABAMA AGM		14:27	0-1	0-0	1-2	1-3-4	1	1	2	0	0	1
CLEMSON		16:45	5-10	0-0	0-0	0-3-3	1	0	1	0	3	10
at UAB		14:19	3-7	0-0	0-2	2-4-6	4	0	2	1	0	6
at Little Rock		11:39	0-3	0-0	2-2	1-0-1	0	0	0	0	1	2
ALABAMA STATE		10:08	1-2	0-0	2-2	1-0-1	1	3	1	0	5	4
NORFOLK STATE		13:46	3-4	1-1	0-0	1-4-5	1	1	2	0	1	7
WASHINGTON STATE		16:16	1-4	1-1	0-0	1-1-2	1	0	0	0	1	3
NORTH ALABAMA		16:51	5-10	0-2	1-1	2-1-3	2	1	0	0	1	11
TENNESSEE		12:25	1-5	0-1	0-0	0-1-1	4	0	1	0	0	2
at Texas AGM		14:41	0-3	0-2	0-2	0-2-2	1	0	1	0	1	0
at Ole Miss	*	28:54	1-3	0-1	0-0	0-2-2	1	0	0	0	0	2
LSU	*	12:07	4-6	0-0	0-1	1-2-3	2	0	2	0	0	8
at Vanderbilt	*	29:40	3-9	0-2	0-0	0-4-4	2	0	1	0	2	6
ALABAMA	*	13:21	3-4	1-1	1-1	0-0-0	3	0	2	0	1	8
GEORGIA	*	16:59	3-4	0-1	3-4	2-3-5	3	1	1	1	0	9
SOUTH CAROLINA	*	16:36	0-0	0-0	0-0	0-0-0	1	0	1	0	1	0
at Arkansas	*	22:22	4-7	0-1	0-0	0-2-2	4	0	1	0	1	8
at Missouri		11:19	1-2	0-0	0-0	1-1-2	0	1	1	0	1	2
KENTUCKY		24:50	3-8	0-1	4-5	1-3-4	2	1	1	0	1	10
at Alabama		19:03	3-7	0-1	2-2	3-2-5	3	0	2	1	1	8
at LSU	*	21:17	2-3	0-1	0-2	0-0-0	3	1	0	0	1	4
TEXAS AGM	*	23:40	3-7	0-1	2-2	1-3-4	0	0	2	0	3	8
MISSISSIPPI STATE	*	18:40	4-6	0-1	0-0	4-0-4	1	3	0	0	2	8
at Florida												--DNP--

CAREER HIGHS

Points		
17	vs. South Alabama	11/10/22
Rebounds		
8	vs. Sam Houston	11/8/22
Assists		
3	vs. Alabama State	12/13/23
Blocks		
3	2x; last vs. Little Rock	11/30/22
Steals		
5	vs. Alabama State	12/13/23
Field Goals		
7	vs. South Alabama	11/10/22
Field Goal Attempts		
11	vs. South Alabama	11/10/22
3-Point Field Goals		
1	3x; last vs. Washington St.	12/20/23
3-Point FG Attempts		
3	vs. Indiana	11/25/22
Free Throws		
4	vs. Kentucky	2/15/24
Free Throw Attempts		
5	vs. Kentucky	2/15/24

DUHON'S CAREER STATISTICS

SEASON	TEAM	GP-GS	MIN/AVG	Field Goals		3-Point		F-Throws		Rebounds				Scoring						
				FG-FGA	FG%	3FG-3FGA	3FG%	FT-FTA	FT%	OFF	DEF	TOT	AVG	PF-FO	A	TO	BLK	STL	PTS	AVG
2022-23	AUB	30-6	415/13.8	46-121	.380	1-10	.100	20-30	.667	27	41	68	2.3	52-0	13	23	14	18	113	3.8
2023-24	AUB	28-10	478/17.1	64-137	.467	3-19	.158	21-35	.600	25	50	75	2.7	48-0	15	28	3	33	152	5.4
TOTAL		58-16	893/15.4	110-258	.426	4-29	.138	41-65	.631	52	91	143	2.5	100-0	28	51	17	51	265	4.6



Sydney SHAW

#5

Sophomore • Guard • 5-9
Miami, Fla. • DME Academy

- SEC-best 10 points with two crucial 3-pointers in 2nd half; also had 5 rebounds in win over Texas A&M (2/25)
- Three straight games and 5 out of 6 in double-figures early in season, led by career-high 17 points at UCF and career-high 6 rebounds vs. Clemson
- Scored 10 points in 2 straight games vs. UL-Lafayette and at Rutgers
- Shared team lead with 4 assists in season opener vs. Jacksonville State (11/6); also had 7 points
- Started 25 of 31 games as a freshman; averaged 7.6 points, 2.6 rebounds, 2.3 assists in 23.8 minutes/game
- Hit 40 3-pointers as a freshman; second-leading 3-point shooter on team (33.9%)
- SEC Freshman of the Week (12/27/22) after 14 points, 4 assists, 4 steals vs. North Florida

SEASON HIGHS

Points		
17	at UCF	11/20/23
Rebounds		
6	2x; last at Arkansas	2/4/24
Assists		
4	2x; last vs. Clemson	11/30/23
Blocks		
2	vs. North Alabama	12/31/23
Steals		
2	6x; last vs. Kentucky	2/15/24
Field Goals		
7	at UCF	11/20/23
Field Goal Attempts		
16	at UCF	11/20/23
3-Point Field Goals		
3	2x; last vs. Clemson	11/30/23
3-Point FG Attempts		
8	at UCF	11/20/23
Free Throws		
5	at Rutgers	11/12/23
Free Throw Attempts		
6	at Rutgers	11/12/23

Opponent	Start	Min.	FG-A	3PT-A	FT-A	O-D-T	PF	Ast.	TO	Blk.	St.	Pts.
JACKSONVILLE STATE	*	21:26	2-7	1-3	2-2	0-0-0	0	4	0	0	2	7
LOUISIANA-LAFAYETTE	*	30:24	3-6	1-4	3-4	0-1-1	0	2	2	1	1	10
at Rutgers	*	27:37	2-8	1-4	5-6	0-3-3	1	0	2	0	1	10
CALIFORNIA	*	19:23	2-9	1-3	0-0	0-3-3	2	0	0	0	0	5
at UCF	*	28:34	7-16	2-8	1-2	0-3-3	1	0	2	0	0	17
ALABAMA A&M	*	28:32	6-13	3-6	0-0	0-2-2	0	1	1	0	2	15
CLEMSON	*	29:20	4-12	3-7	0-0	0-6-6	3	4	0	0	0	11
at UAB	*	12:23	2-5	1-1	3-4	0-4-4	0	0	1	0	0	8
at Little Rock	*	32:51	3-10	2-6	0-0	0-1-1	2	1	1	0	2	8
ALABAMA STATE	*	17:32	0-3	0-3	0-0	0-0-0	0	1	0	0	1	0
NORFOLK STATE	*	24:51	2-5	1-3	0-0	0-3-3	0	0	4	0	1	5
WASHINGTON STATE	*	29:33	2-7	0-2	0-0	1-1-2	2	1	1	0	0	4
NORTH ALABAMA	*	29:31	3-6	2-2	3-3	1-2-3	0	1	1	2	0	11
TENNESSEE	*	19:43	0-5	0-2	0-0	0-1-1	1	1	1	0	0	0
at Texas A&M		13:03	0-4	0-2	0-0	1-2-3	0	1	1	0	1	0
at Ole Miss		9:52	1-4	1-3	0-0	0-1-1	0	1	2	0	0	3
LSU		12:04	1-4	1-2	2-2	1-1-2	0	0	0	0	0	5
at Vanderbilt		24:35	1-3	0-1	0-0	1-4-5	1	2	2	0	0	2
ALABAMA		24:05	2-7	1-4	0-0	0-2-2	1	1	1	0	2	5
GEORGIA		12:11	0-4	0-3	0-0	0-1-1	2	0	1	0	0	0
SOUTH CAROLINA		13:43	2-5	2-3	0-0	0-4-4	1	0	2	0	0	6
at Arkansas		30:40	3-9	1-6	0-0	0-6-6	3	1	1	1	2	7
at Missouri		14:49	1-4	1-3	0-0	0-2-2	0	0	2	0	0	3
KENTUCKY		8:20	1-5	0-2	0-0	0-0-0	0	1	0	0	2	2
at Alabama		17:36	2-4	2-4	0-0	0-3-3	3	1	1	1	0	6
at LSU		16:56	4-11	1-2	0-0	1-2-3	2	0	0	1	0	9
TEXAS A&M		20:43	4-9	2-4	0-0	0-5-5	2	0	3	0	0	10
MISSISSIPPI STATE at Florida		11:21	2-5	1-2	1-2	0-2-2	2	0	0	1	0	6

CAREER HIGHS

Points		
17	at UCF	11/20/23
Rebounds		
6	2x; last at Arkansas	2/4/24
Assists		
6	3x; last vs Samford	12/18/22
Blocks		
3	at Clemson [WNIT]	3/20/23
Steals		
4	2x; last vs. North Florida	12/20/22
Field Goals		
7	at UCF	11/20/23
Field Goal Attempts		
16	2x; last at UCF	11/20/23
3-Point Field Goals		
3	5x; last vs. Clemson	11/30/23
3-Point FG Attempts		
8	at UCF	11/20/23
Free Throws		
5	at Rutgers	11/12/23
Free Throw Attempts		
6	at Rutgers	11/12/23

SHAW'S CAREER STATISTICS

SEASON	TEAM	GP-GS	MIN/AVG	Field Goals		3-Point		F-Throws		Rebounds				Scoring						
				FG-FGA	FG%	3FG-3FGA	3FG%	FT-FTA	FT%	OFF	DEF	TOT	AVG	PF-FO	A	TO	BLK	STL	PTS	AVG
2022-23	AUB	31-25	737/23.8	90-249	.361	40-118	.339	16-19	.842	7	74	81	2.6	42-1	71	59	14	21	236	7.6
2023-24	AUB	29-15	606/20.9	65-196	.332	32-97	.330	22-27	.815	6	67	73	2.5	31-0	24	36	8	18	184	6.3
TOTAL		60-40	1343/22.4	155-445	.348	72-215	.335	38-46	.826	13	141	154	2.6	73-1	95	95	22	39	420	7.0



Mar'Shaun BOSTIC

#12

Junior • Guard • 5-8
St. Louis, Mo. • Vashon HS

- One of best all-around games of career with team-leading 18 points, career-high 9 assists in win at Florida (3/3)
- Filled stat sheet in win over Georgia with 4 points, 5 rebounds, 4 assists, 5 steals (1/29)
- Season-high 17 points on 7-11 FG vs. Tennessee (1/4)
- Continued mastery of Clemson with a career-high 5 steals and 4 assists in home win Nov. 30
- Career-high 9 rebounds in win over UL-Lafayette (11/9); previous high was 4
- 12 points, 4 assists (tied for team lead), 4 steals (tied career high) in season opener vs. Jacksonville State (11/6)
- Played in all 31 games as a sophomore, starting four; averaged 5.6 points, 1.9 rebounds, 1.6 assists, 1.3 steals
- Huge game in WNIT second round at Clemson with career-high 23 points along with 4 steals, 2 assists (3/20/23)
- Fastest player on team, one of the fastest in the SEC

SEASON HIGHS

Points		
18	at Florida	3/3/24
Rebounds		
9	vs. UL-Lafayette	11/9/23
Assists		
9	at Florida	3/3/24
Blocks		
1	4x; last vs. Miss. State	2/29/24
Steals		
5	2x; last vs. Georgia	1/29/24
Field Goals		
7	vs. Tennessee	1/4/24
Field Goal Attempts		
11	vs. Tennessee	1/4/24
3-Point Field Goals		
3-Point FG Attempts		
1	3x; last vs. Alabama	1/21/24
Free Throws		
8	at Florida	3/3/24
Free Throw Attempts		
10	at Florida	3/3/24

Opponent	Start	Min.	FG-A	3PT-A	FT-A	O-D-T	PF	Ast.	TO	Blk.	St.	Pts.
JACKSONVILLE STATE	*	27:50	4-7	0-0	4-6	0-3-3	3	4	2	1	4	12
LOUISIANA-LAFAYETTE	*	29:37	2-6	0-0	2-2	2-7-9	4	3	4	0	1	6
at Rutgers	*	26:30	4-7	0-0	1-1	0-1-1	3	3	4	1	2	9
CALIFORNIA	*	19:23	2-9	0-1	0-0	0-3-3	2	0	0	0	0	5
at UCF	*	13:32	0-3	0-1	2-2	0-1-1	1	1	1	0	0	2
ALABAMA A&M	*	18:57	2-3	0-0	1-2	1-3-4	1	2	3	1	4	5
CLEMSON	*	26:14	3-7	0-0	1-5	0-1-1	4	4	3	0	5	7
at UAB	*	25:50	5-9	0-0	2-3	0-4-4	1	2	0	0	4	12
at Little Rock		10:29	1-1	0-0	0-2	0-1-1	1	1	1	0	0	2
ALABAMA STATE		17:55	1-1	0-0	2-4	0-1-1	2	4	3	0	1	4
NORFOLK STATE		14:22	2-5	0-0	0-0	0-4-4	2	1	4	0	2	4
WASHINGTON STATE		11:51	3-3	0-0	2-3	0-0-0	1	0	1	0	0	8
NORTH ALABAMA						--DNP--						
TENNESSEE		17:27	7-11	0-0	3-5	1-0-1	4	1	0	0	1	17
at Texas A&M		12:42	2-4	0-0	4-6	0-0-0	2	2	5	0	1	8
at Ole Miss		13:44	0-5	0-0	2-2	1-1-2	4	2	1	0	1	2
LSU		10:49	1-2	0-0	0-0	0-0-0	2	2	1	0	0	2
at Vanderbilt		18:03	2-5	0-0	0-1	0-2-2	2	1	2	0	0	4
ALABAMA		22:02	0-4	0-1	5-8	0-1-1	2	3	0	0	3	5
GEORGIA		26:01	2-3	0-0	0-0	0-5-5	1	4	4	0	5	4
SOUTH CAROLINA		18:05	0-6	0-0	3-4	0-0-0	2	2	3	0	2	3
at Arkansas		14:55	0-2	0-0	1-2	1-1-2	4	5	1	0	0	1
at Missouri		14:25	1-3	0-0	2-2	0-1-1	1	3	1	0	2	4
KENTUCKY		9:59	0-1	0-0	2-2	0-0-0	0	2	1	0	1	2
at Alabama		9:36	2-2	0-0	3-4	0-0-0	0	1	5	0	1	7
at LSU		13:41	0-3	0-1	0-0	0-1-1	0	3	3	0	0	0
TEXAS A&M		22:55	2-4	0-0	1-2	1-0-1	3	1	3	0	3	5
MISSISSIPPI STATE		14:53	1-2	0-0	0-0	0-2-2	2	3	1	1	0	2
at Florida		28:45	5-6	0-0	8-10	0-1-1	4	9	3	1	2	18

CAREER HIGHS

Points		
23	at Clemson [WNIT]	3/20/23
Rebounds		
9	vs. UL-Lafayette	11/9/23
Assists		
9	at Florida	3/3/24
Blocks		
3	at Mississippi State	1/19/23
Steals		
5	vs. Clemson	11/30/23
Field Goals		
11	at Clemson [WNIT]	3/20/23
Field Goal Attempts		
18	at Clemson [WNIT]	3/20/23
3-Point Field Goals		
1	vs Samford	12/18/22
3-Point FG Attempts		
1	5x; last vs. Alabama	1/21/24
Free Throws		
8	at Florida	3/3/24
Free Throw Attempts		
10	at Florida	3/3/24

BOSTIC'S CAREER STATISTICS

SEASON	TEAM	GP-GS	MIN/AVG	Field Goals		3-Point		F-Throws		Rebounds				Scoring						
				FG-FGA	FG%	3FG-3FGA	3FG%	FT-FTA	FT%	OFF	DEF	TOT	AVG	PF-FO	A	TO	BLK	STL	PTS	AVG
2021-22	AUB	27-4	446/16.5	36-87	.414	0-0	.000	17-28	.607	10	40	50	1.9	64-1	60	56	5	40	89	3.3
2022-23	AUB	31-4	504/16.3	64-141	.454	1-2	.500	46-73	.630	18	41	59	1.9	73-1	50	50	9	40	175	5.6
2023-24	AUB	28-8	508/18.2	54-125	.432	0-4	.000	53-80	.663	8	42	50	1.8	57-0	71	62	5	46	161	5.8
TOTAL		86-16	1459/17.0	154-353	.436	1-6	.167	116-181	.641	36	123	159	1.8	194-2	181	168	19	126	425	4.9



Taylen COLLINS

#14

Senior • Forward • 6-1
 Muldrow, Okla. • Muldrow HS • Oklahoma State

- Shared Auburn scoring lead for first time with 10 points, 7 rebounds in win over Texas A&M (2/25)
- Season-high 19 points with 11 rebounds for third double-double of season in win over Kentucky (2/15)
- Had 13 points (7-9 FT) in win over Georgia (1/29); also had 4 rebounds, 2 assists, 2 steals
- Scored then-season-high 17 points vs. Alabama State (12/13)
- First Auburn double-double, 12th of career, vs. Alabama A&M with 10 points, 10 rebounds (11/26)
- Had 9 points and 14 rebounds - all points and 8 rebounds coming in 2nd half - in win over UL-Lafayette (11/9)
- Three-year starter at Oklahoma State, transferred to Auburn in summer 2023 - started 86 of 90 games in three years at OSU
- Fourth-leading rebounder in Big 12 in 2023; averaged 9.5 points, 9.1 rebounds, 1.2 steals; had nine double-doubles
- Tied OSU record with 23 rebounds in win over North Texas (12/3/22)

SEASON HIGHS

Points		
19	vs. Kentucky	2/15/24
Rebounds		
14	vs. UL-Lafayette	11/9/23
Assists		
3	4x; last vs. Alabama	1/21/24
Blocks		
2	5x; last vs. Kentucky	2/15/24
Steals		
4	3x; last at Arkansas	2/4/24
Field Goals		
7	vs. Alabama State	12/13/23
Field Goal Attempts		
13	vs. Alabama State	12/13/23
3-Point Field Goals		
3-Point FG Attempts		
Free Throws		
7	vs. Georgia	1/29/24
Free Throw Attempts		
10	at Arkansas	2/4/24

Opponent	Start	Min.	FG-A	3PT-A	FT-A	O-D-T	PF	Ast.	TO	Blk.	St.	Pts.
JACKSONVILLE STATE	*	28:45	2-7	0-0	1-2	1-2-3	1	1	2	1	2	5
LOUISIANA-LAFAYETTE	*	32:36	4-10	0-0	1-1	8-6-14	2	3	3	0	2	9
at Rutgers	*	10:44	3-3	0-0	1-1	1-2-3	4	1	0	0	1	7
CALIFORNIA	*	28:09	3-10	0-0	0-2	4-3-7	1	0	4	0	1	6
at UCF	*	32:57	4-9	0-0	3-4	4-4-8	1	0	4	1	0	11
ALABAMA A&M	*	24:32	3-8	0-0	4-5	1-9-10	0	1	4	2	1	10
CLEMSON	*	26:16	2-2	0-0	2-4	3-2-5	3	0	1	2	2	6
at UAB	*	35:05	3-7	0-0	2-4	3-5-8	2	3	3	2	1	8
at Little Rock	*	33:15	2-5	0-0	2-4	4-4-8	3	0	4	0	0	6
ALABAMA STATE	*	18:41	7-13	0-0	3-3	3-1-4	1	0	1	0	4	17
NORFOLK STATE	*	19:34	3-6	0-0	4-5	2-3-5	2	1	1	0	4	10
WASHINGTON STATE	*	30:14	5-10	0-0	0-0	0-6-6	1	2	0	0	3	10
NORTH ALABAMA	*	23:00	3-5	0-0	0-0	1-2-3	3	3	1	1	0	6
TENNESSEE	*	34:55	3-11	0-0	2-2	2-4-6	1	0	1	0	0	8
at Texas A&M	*	33:18	3-6	0-0	2-4	0-6-6	3	1	4	1	2	8
at Ole Miss	*	27:58	2-8	0-0	2-2	3-2-5	1	0	2	2	1	6
LSU	*	37:07	3-5	0-0	0-0	3-4-7	2	1	1	0	2	6
at Vanderbilt	*	34:33	5-8	0-0	0-1	5-4-9	4	0	2	1	1	10
ALABAMA	*	31:26	2-6	0-0	2-2	3-4-7	1	3	2	1	2	6
GEORGIA	*	31:41	3-11	0-0	7-9	4-0-4	3	2	4	1	2	13
SOUTH CAROLINA	*	32:48	1-8	0-0	0-0	2-4-6	3	1	1	1	2	2
at Arkansas	*	34:45	4-9	0-0	4-10	5-6-11	1	1	0	1	4	12
at Missouri	*	20:33	2-4	0-0	1-2	2-1-3	3	0	2	0	0	5
KENTUCKY	*	34:45	8-13	0-0	3-5	6-5-11	1	0	3	2	3	19
at Alabama	*	34:01	2-2	0-0	0-0	2-5-7	3	0	2	0	1	4
at LSU	*	29:30	2-6	0-0	1-2	2-0-2	4	0	2	0	3	5
TEXAS A&M	*	35:09	4-11	0-0	2-2	2-5-7	3	0	5	0	1	10
MISSISSIPPI STATE	*	31:56	4-7	0-0	0-3	5-1-6	2	0	1	0	2	8
at Florida	*	30:39	4-6	0-0	1-2	0-3-3	4	0	1	1	1	9

CAREER HIGHS

Points		
21	vs. Iowa State	1/15/22
Rebounds		
23	vs. North Texas	12/3/22
Assists		
7	at West Virginia	1/16/21
Blocks		
3	3x; last vs. NW State	11/11/22
Steals		
6	vs. Baylor	2/23/22
Field Goals		
9	vs. TCU	2/4/23
Field Goal Attempts		
17	vs. Texas Tech	3/10/22
3-Point Field Goals		
3-Point FG Attempts		
Free Throws		
8	vs. Kansas State	1/25/23
Free Throw Attempts		
10	at Arkansas	2/4/24

COLLINS' CAREER STATISTICS

SEASON	TEAM	GP-GS	MIN/AVG	Field Goals		3-Point		F-Throws		Rebounds				Scoring						
				FG-FGA	FG%	3FG-3FGA	3FG%	FT-FTA	FT%	OFF	DEF	TOT	AVG	PF-FO	A	TO	BLK	STL	PTS	AVG
2020-21	OSU	28-25	787/28.1	79-142	.556	0-0	.000	27-48	.563	55	85	140	5.0	66-0	58	55	19	53	185	6.6
2021-22	OSU	29-28	834/28.8	108-244	.443	0-0	.000	37-75	.493	67	134	201	6.9	82-1	31	66	26	33	253	8.7
2022-23	OSU	33-33	909/27.6	134-217	.618	0-0	.000	46-78	.590	85	215	300	9.1	85-2	24	42	24	39	314	9.5
2023-24	AUB	29-29	859/29.6	96-216	.444	0-0	.000	50-81	.617	81	103	184	6.3	63-0	24	61	20	48	242	8.3
TOTAL FOR AUB		29-29	859/29.6	96-216	.444	0-0	.000	50-81	.617	81	103	184	6.3	63-0	24	61	20	48	242	8.3
TOTAL		119-115	3390/28.5	417-819	.509	0-0	.000	160-282	.567	288	537	825	6.9	296-3	137	224	89	173	994	8.4



Kionna GAINES

Junior • Guard • 5-9
Columbus, Ga. • Carver HS • Clemson

#15

- Out for season with foot injury
- Had 2 rebounds in Auburn debut vs. Jacksonville State (11/6)
- Transferred from Clemson following 2022-23 season
- Appeared in all 35 games for Clemson last season; averaged 2.4 points, 1.7 rebounds
- Career-high 18 points twice as a freshman vs. Georgia Tech & Wake Forest
- Two-time state champion at Carver HS in Columbus, Ga.

SEASON HIGHS

Points

Rebounds

2 vs. Jacksonville State 11/6/23

Assists

Blocks

Steals

1 vs. Alabama A&M 11/26/23

Field Goals

Field Goal Attempts

3 vs. Alabama A&M 11/26/23

3-Point Field Goals

3-Point FG Attempts

Free Throws

Free Throw Attempts

Opponent	Start	Min.	FG-A	3PT-A	FT-A	O-D-T	PF	Ast.	TO	Blk.	St.	Pts.
JACKSONVILLE STATE		3:07	0-1	0-0	0-0	1-1-2	0	0	0	0	0	0
LOUISIANA-LAFAYETTE						--DNP--						
at Rutgers						--DNP--						
CALIFORNIA						--DNP--						
at UCF		1:47	0-0	0-0	0-0	0-0-0	0	0	0	0	0	0
ALABAMA A&M		4:09	0-3	0-0	0-0	0-0-0	0	0	0	0	1	0
CLEMSON						--DNP--						
at UAB						--DNP--						
at Little Rock						--DNP--						
ALABAMA STATE		4:33	0-1	0-0	0-0	0-1-1	0	0	0	0	0	0
NORFOLK STATE		4:37	0-1	0-0	0-0	0-0-0	0	0	1	0	0	0
WASHINGTON STATE						--DNP--						
NORTH ALABAMA						--DNP--						
TENNESSEE						--DNP--						
at Texas A&M						--DNP--						
at Ole Miss						--DNP--						
LSU						--DNP--						
at Vanderbilt						--DNP--						
ALABAMA						--DNP--						
GEORGIA						--DNP--						
SOUTH CAROLINA						--DNP--						
at Arkansas						--DNP--						
at Missouri						--DNP--						
KENTUCKY						--DNP--						
at Alabama						--DNP--						
at LSU						--DNP--						
TEXAS A&M						--DNP--						
MISSISSIPPI STATE						--DNP--						
at Florida						--DNP--						

CAREER HIGHS

Points

18 2x; last vs. Wake Forest 2/10/22

Rebounds

5 4x; last vs. Virginia 2/23/23

Assists

2 5x; last vs. North Carolina 1/29/23

Blocks

1 2x; last vs. Virginia Tech 3/3/22

Steals

2 4x; last vs. Radford 2/20/22

Field Goals

7 2x; last vs. Wake Forest 2/10/22

Field Goal Attempts

12 vs. Wake Forest 2/10/22

3-Point Field Goals

1 6x; last vs. South Carolina 11/17/22

3-Point FG Attempts

2 6x; last vs. Virginia 2/23/23

Free Throws

5 2x; last vs. Virginia Tech 3/3/22

Free Throw Attempts

9 at Georgia Tech 2/13/22

GAINES' CAREER STATISTICS

SEASON	TEAM	GP-GS	MIN/AVG	Field Goals		3-Point		F-Throws		Rebounds				Scoring						
				FG-FGA	FG%	3FG-3FGA	3FG%	FT-FTA	FT%	OFF	DEF	TOT	AVG	PF	FO	A	TO	BLK	STL	PTS
2021-22	CU	27-1	295/10.9	35-111	.315	3-11	.273	27-49	.551	18	33	51	1.9	12-0	7	23	2	6	100	3.7
2022-23	CU	35-1	324/9.2	32-108	.296	3-18	.167	17-39	.436	15	46	61	1.7	10-0	17	30	0	11	84	2.4
2023-24	AUB	5-0	18/3.6	0-6	.000	0-0	.000	0-0	.000	1	2	3	0.6	0-0	0	1	0	1	0	0.0
TOTAL FOR AUB		5-0	18/3.6	0-6	.000	0-0	.000	0-0	.000	1	2	3	0.6	0-0	0	1	0	1	0	0.0
TOTAL		67-2	637/9.5	67-225	.298	6-29	.207	44-88	.500	34	81	115	1.7	22-0	24	54	2	18	184	2.7



Oyindamola AKINBOLAWA

#20

Sophomore • Center • 6-5
Lagos, Nigeria

- Missed last six games with injury
- Made first career start vs. LSU (1/14); scored 2 points and had 2 rebounds in upset win
- Career-high 7 points, 3 assists in win over Washington State (12/20)
- Matched then-career highs with 6 points, 2 steals in win over Alabama State (12/13)
- 4 points, 4 rebounds in season opener vs. Jacksonville State (11/6)
- Played in 15 games as a freshman, averaging 1.1 points, 1.3 rebounds in limited minutes
- Career-best 27 minutes vs. South Carolina (2/9/23), scored 6 points with 7 rebounds, both career-highs
- Arrived in the U.S. on December 14, 2022; was cleared to practice and play later that week, dressed for first time vs. North Florida
- Fourth Auburn women's basketball player from Africa, first from Nigeria

SEASON HIGHS

Points	7	vs. Washington St.	12/20/23
Rebounds	6	at Ole Miss	1/11/24
Assists	3	vs. Washington St.	12/20/23
Blocks	1	3x; last vs. Alabama	1/21/24
Steals	2	2x; last at Ole Miss	1/11/24
Field Goals	3	3x; last vs. Alabama	1/21/24
Field Goal Attempts	7	vs. Washington St.	12/20/23
3-Point Field Goals			
3-Point FG Attempts			
Free Throws	1	4x; last at Arkansas	2/4/24
Free Throw Attempts	2	4x; last at Arkansas	2/4/24

Opponent	Start	Min.	FG-A	3PT-A	FT-A	O-D-T	PF	Ast.	TO	Blk.	St.	Pts.
JACKSONVILLE STATE		9:12	2-3	0-0	0-0	1-3-4	2	0	0	0	0	4
LOUISIANA-LAFAYETTE		3:54	0-0	0-0	0-2	0-0-0	1	0	0	0	0	0
at Rutgers		4:31	1-2	0-0	0-0	0-0-0	0	0	0	0	1	2
CALIFORNIA		4:55	0-0	0-0	0-0	1-0-1	3	0	0	0	1	0
at UCF		18:18	1-2	0-0	0-2	1-4-5	1	0	0	1	1	2
ALABAMA A&M		4:58	0-1	0-0	0-0	1-0-1	2	0	2	0	0	0
CLEMSON		6:27	0-0	0-0	0-0	0-0-0	3	0	1	0	0	0
at UAB		7:01	1-1	0-0	0-0	0-0-0	1	0	0	0	1	2
at Little Rock		13:03	2-2	0-0	0-0	1-0-1	2	0	1	0	1	4
ALABAMA STATE		9:26	3-4	0-0	0-0	2-1-3	1	0	2	0	2	6
NORFOLK STATE		9:46	0-3	0-0	0-0	1-1-2	1	0	2	0	1	0
WASHINGTON STATE		16:44	3-7	0-0	1-2	0-1-1	1	3	1	0	1	7
NORTH ALABAMA		8:33	1-3	0-0	0-0	1-2-3	0	0	0	0	0	2
TENNESSEE		11:32	1-5	0-0	0-0	3-2-5	1	1	0	0	0	2
at Texas A&M		8:59	0-0	0-0	0-0	0-0-0	2	0	0	0	1	0
at Ole Miss		22:00	1-2	0-0	1-1	1-5-6	0	1	2	1	2	3
LSU	*	15:21	1-1	0-0	0-0	1-1-2	3	0	1	0	0	2
at Vanderbilt						--DNP--						
ALABAMA		17:04	3-5	0-0	1-1	0-2-2	1	1	1	1	1	7
GEORGIA		13:58	0-1	0-0	0-0	0-1-1	2	1	1	0	0	0
SOUTH CAROLINA		1:45	0-0	0-0	0-0	0-0-0	2	0	1	0	0	0
at Arkansas		7:03	1-2	0-0	1-2	1-0-1	1	0	0	0	0	3
at Missouri						--DNP--						
KENTUCKY						--DNP--						
at Alabama						--DNP--						
at LSU						--DNP--						
TEXAS A&M						--DNP--						
MISSISSIPPI STATE						--DNP--						
at Florida						--DNP--						

CAREER HIGHS

Points	7	vs. Washington St.	12/20/23
Rebounds	7	vs. South Carolina	2/9/23
Assists	3	vs. Washington St.	12/20/23
Blocks	2	at LSU	1/15/23
Steals	2	2x; last at Ole Miss	1/11/24
Field Goals	3	4x; last vs. Alabama	1/21/24
Field Goal Attempts	7	vs. Washington St.	12/20/23
3-Point Field Goals			
3-Point FG Attempts			
Free Throws	1	5x; last at Arkansas	2/4/24
Free Throw Attempts	4	vs. Vanderbilt	2/26/23

AKINBOLAWA'S CAREER STATISTICS

		Field Goals		3-Point		F-Throws		Rebounds				Scoring								
SEASON	TEAM	GP-GS	MIN/AVG	FG-FGA	FG%	3FG-3FGA	3FG%	FT-FTA	FT%	OFF	DEF	TOT	AVG	PF-FO	A	TO	BLK	STL	PTS	AVG
2022-23	AUB	15-0	119/8.0	7-14	.500	0-0	.000	2-8	.250	10	10	20	1.3	20-0	0	17	3	3	16	1.1
2023-24	AUB	21-1	214/10.2	21-44	.477	0-0	.000	4-10	.400	15	23	38	1.8	30-0	7	15	3	13	46	2.2
TOTAL		36-1	334/9.3	28-58	.483	0-0	.000	6-18	.333	25	33	58	1.6	50-0	7	32	6	16	62	1.7



Audia YOUNG

#21

Redshirt Freshman • Guard • 5-9
Tallahassee, Fla. • Florida State University HS

- First SEC points vs. Kentucky with late field goal (2/15); also scored vs. Mississippi State (2/29)
- Scored first collegiate points vs. Alabama A&M; finished with 4 points, 1 rebound (11/26)
- Made Auburn debut vs. Jacksonville State (11/6)
- Missed 2022-23 season after suffering torn Achilles in preseason practice
- Averaged 16.2 points, 3.1 rebounds, 2.7 assists, 1.9 steals per game as high school senior
- Daughter of former Auburn All-American Carolyn Jones-Young and Missouri men's basketball assistant coach CY Young
- Wears her mother's No. 21, which was retired by Auburn following Jones' storied career

SEASON/CAREER HIGHS

Points

4 2x; last vs. Alabama State 12/13/23

Rebounds

4 vs. Alabama State 12/13/23

Assists

1 2x; last vs. North Alabama 12/31/23

Blocks

Steals

2 vs. Alabama State 12/13/23

Field Goals

2 2x; last vs. Alabama State 12/13/23

Field Goal Attempts

4 vs. Alabama State 12/13/23

3-Point Field Goals

3-Point FG Attempts

1 2x; last vs. Alabama State 12/13/23

Free Throws

Free Throw Attempts

Opponent	Start	Min.	FG-A	3PT-A	FT-A	0-D-T	PF	Ast.	TO	Blk.	St.	Pts.
JACKSONVILLE STATE		1:58	0-1	0-1	0-0	0-0-0	1	0	0	0	0	0
LOUISIANA-LAFAYETTE						--DNP--						
at Rutgers						--DNP--						
CALIFORNIA						--DNP--						
at UCF						--DNP--						
ALABAMA A&M		11:42	2-3	0-0	0-0	1-0-1	1	0	0	0	0	4
CLEMSON		4:26	1-1	0-0	0-0	0-1-1	0	0	0	0	0	2
at UAB						--DNP--						
at Little Rock						--DNP--						
ALABAMA STATE		11:11	2-4	0-1	0-0	3-1-4	1	0	2	0	2	4
NORFOLK STATE		4:37	1-2	0-1	0-0	0-2-2	0	1	0	0	0	2
WASHINGTON STATE						--DNP--						
NORTH ALABAMA		2:38	1-2	0-0	0-0	0-0-0	0	1	0	0	0	2
TENNESSEE						--DNP--						
at Texas A&M		1:00	0-1	0-0	0-0	0-0-0	0	0	0	0	0	0
at Ole Miss						--DNP--						
LSU						--DNP--						
at Vanderbilt						--DNP--						
ALABAMA						--DNP--						
GEORGIA		1:28	0-0	0-0	0-0	0-0-0	0	0	0	0	0	0
SOUTH CAROLINA						--DNP--						
at Arkansas						--DNP--						
at Missouri		1:38	0-1	0-1	0-0	0-0-0	1	0	1	0	0	0
KENTUCKY		2:10	1-2	0-1	0-0	0-0-0	1	0	0	0	0	2
at Alabama						--DNP--						
at LSU						--DNP--						
TEXAS A&M						--DNP--						
MISSISSIPPI STATE		1:25	1-1	0-0	0-0	0-0-0	0	0	0	0	0	2
at Florida						--DNP--						

YOUNG'S CAREER STATISTICS

		Field Goals		3-Point		F-Throws		Rebounds				Scoring								
SEASON	TEAM	GP-GS	MIN/AVG	FG-FGA	FG%	3FG-3FGA	3FG%	FT-FTA	FT%	OFF	DEF	TOT	AVG	PF-FO	A	TO	BLK	STL	PTS	AVG
2023-24	AUB	11-0	44/4.0	9-18	.500	0-5	.000	0-0	.000	4	4	8	0.7	5-0	2	3	0	2	18	1.6
TOTAL		11-0	44/4.0	9-18	.500	0-5	.000	0-0	.000	4	4	8	0.7	5-0	2	3	0	2	18	1.6



Honesty SCOTT-GRAYSON

#23

Graduate Student • Guard • 5-8
Brick, N.J. • Riverdale Baptist HS (Md.) • Baylor

****All-SEC First Team****

- **Named to All-SEC First Team**
- **SEC Player of the Week, USBWA Player of the Week (1/16) after 21 points, 5 rebounds in upset win over No. 7 LSU**
- Career-high 32 points on Senior Night win over Mississippi State (2/29); tied Neville Arena record for an Auburn women's player
- Equaled then-career-high with 31 points vs. #1 South Carolina; third career 30+ point game (2/1)
- Has scored 15+ points in 13 of 14 SEC games; currently 2nd in SEC in scoring in conference games (19.9 ppg)
- 20+ points seven times in SEC play
- 18 points, led AU with 4 assists in homecoming game at Rutgers (11/12)
- Four career games with 30+ points
- Graduated from Auburn in December 2022 with degree in psychology; currently in graduate school

SEASON HIGHS

Points		
31	vs. South Carolina	2/1/24
Rebounds		
9	vs. California	11/17/23
Assists		
6	at Vanderbilt	1/18/24
Blocks		
3	at Arkansas	2/4/24
Steals		
5	vs. Clemson	11/30/23
Field Goals		
11	vs. South Carolina	2/1/24
Field Goal Attempts		
23	2x; last at LSU	2/22/24
3-Point Field Goals		
5	at LSU	2/22/24
3-Point FG Attempts		
11	vs. UL-Lafayette	11/9/23
Free Throws		
8	vs. South Carolina	2/1/24
Free Throw Attempts		
10	vs. South Carolina	2/1/24

Opponent	Start	Min.	FG-A	3PT-A	FT-A	O-D-T	PF	Ast.	TO	Blk.	St.	Pts.
JACKSONVILLE STATE	*	27:21	5-10	1-2	3-4	1-5-6	3	3	6	0	1	14
LOUISIANA-LAFAYETTE	*	34:57	5-18	3-11	2-2	0-8-8	3	2	3	0	2	15
at Rutgers	*	35:00	6-19	0-3	6-7	0-3-3	4	4	4	0	1	18
CALIFORNIA		28:20	6-16	1-4	5-7	2-7-9	3	2	1	1	1	18
at UCF	*	14:32	2-6	0-2	0-0	0-0-0	4	0	1	0	0	4
ALABAMA A&M						--DNP--						
CLEMSON	*	27:22	6-14	1-5	5-8	0-4-4	1	5	3	0	5	18
at UAB	*	30:08	9-16	1-1	3-4	0-1-1	2	4	2	0	1	22
at Little Rock	*	34:30	5-14	1-3	1-2	0-1-1	2	2	4	0	2	12
ALABAMA STATE	*	19:31	10-16	2-3	2-2	2-3-5	1	3	0	0	0	24
NORFOLK STATE	*	23:45	4-13	0-5	4-5	1-3-4	2	0	3	0	1	12
WASHINGTON STATE	*	34:43	5-11	2-5	5-6	0-5-5	3	1	3	0	3	17
NORTH ALABAMA	*	31:44	4-10	1-2	2-3	1-2-3	1	4	3	0	1	11
TENNESSEE	*	21:36	6-15	0-3	4-5	3-2-5	2	1	1	0	1	16
at Texas A&M	*	29:20	7-17	1-3	0-0	0-1-1	1	1	0	1	1	15
at Ole Miss	*	19:49	4-12	1-3	7-9	1-2-3	4	1	2	1	0	16
LSU	*	31:20	9-21	1-5	2-3	0-5-5	2	2	3	0	2	21
at Vanderbilt	*	32:58	6-23	1-9	2-2	3-3-6	1	6	4	0	1	15
ALABAMA	*	25:09	6-9	0-1	7-8	0-0-0	3	2	1	0	0	19
GEORGIA	*	33:39	6-17	3-8	6-8	0-6-6	0	1	3	1	2	21
SOUTH CAROLINA	*	33:28	11-23	1-3	8-10	1-1-2	1	1	4	1	2	31
at Arkansas	*	36:45	10-20	4-9	3-4	1-4-5	3	4	2	3	3	27
at Missouri	*	35:40	8-13	1-3	7-7	1-4-5	4	3	4	0	1	24
KENTUCKY	*	31:48	9-18	0-2	4-4	3-5-8	1	4	5	0	1	22
at Alabama	*	36:46	6-19	1-5	2-5	1-4-5	2	3	3	0	1	15
at LSU	*	32:37	10-23	5-8	3-5	0-4-4	3	0	3	1	3	28
TEXAS A&M	*	30:10	2-14	1-4	4-4	3-4-7	4	2	2	0	2	9
MISSISSIPPI STATE	*	31:38	12-23	4-10	4-5	0-2-2	1	2	2	0	2	32
at Florida	*	27:52	5-9	2-3	4-6	0-5-5	4	2	5	1	0	16

CAREER HIGHS (incl. 18-19 at Baylor)

Points		
31	2x; last vs. South Carolina	2/1/24
Rebounds		
14	vs. Florida	2/14/22
Assists		
6	3x; last at Vanderbilt	1/18/24
Blocks		
4	at Alabama	1/2/22
Steals		
5	8x; last vs. Clemson	11/30/23
Field Goals		
11	vs. South Carolina	2/1/24
Field Goal Attempts		
23	2x; last at LSU	2/22/24
3-Point Field Goals		
5	at LSU	2/22/24
3-Point FG Attempts		
11	3x; last vs. UL-Lafayette	11/9/23
Free Throws		
8	2x; last vs. South Carolina	2/1/24
Free Throw Attempts		
10	vs. South Carolina	2/1/24

SCOTT-GRAYSON'S CAREER STATISTICS

SEASON	TEAM	GP-GS	MIN/AVG	Field Goals		3-Point		F-Throws		Rebounds				Scoring						
				FG-FGA	FG%	3FG-3FGA	3FG%	FT-FTA	FT%	OFF	DEF	TOT	AVG	PF-FO	A	TO	BLK	STL	PTS	AVG
2018-19	Baylor	29-0	193/6.7	25-51	.490	5-11	.455	19-26	.731	10	15	25	0.9	26-1	24	24	3	9	74	2.6
2020-21	AUB	24-24	680/28.4	129-318	.406	22-73	.301	67-88	.761	21	78	99	4.1	58-0	41	47	5	50	347	14.5
2021-22	AUB	28-27	870/31.1	135-342	.395	19-74	.257	74-110	.673	34	125	159	5.7	76-3	53	68	10	37	363	13.0
2022-23	AUB	28-27	801/28.6	125-314	.398	45-122	.369	60-86	.698	18	84	102	3.6	76-2	63	64	14	65	355	12.7
2023-24	AUB	28-27	832/29.7	184-439	.419	39-125	.312	105-135	.778	24	94	118	4.2	65-0	65	77	10	40	512	18.3
TOTAL FOR AUB		108-105	3183/29.5	573-1413	.406	125-394	.317	306-419	.730	97	381	478	4.4	275-5	222	256	39	192	1577	14.6
TOTAL		137-105	3377/24.6	598-1464	.408	130-405	.321	325-445	.730	107	396	503	3.7	301-6	246	280	42	201	1651	12.1



Carsen McFADDEN

#24

Senior • Guard • 5-7
Fairview, Texas • Lovejoy HS

Named to 2024 SEC Community Service Team

- Played 10 minutes vs. Alabama State; scored 3 points with career-best 2 steals (12/13)
- Hit 3-pointer in closing seconds vs. Jacksonville State (11/6)
- Played in 16 games as a junior
- Scored career-high 4 points in wins over UL-Lafayette (12/11/22) and Samford (12/18/22)
- Made first postseason appearance with 2 points in WNIT win over Tulane (3/17)
- Has appeared in 30 games over three seasons
- Three-time SEC Academic Honor Roll selection
- Has a twin sister, Claire, who also attends Auburn

SEASON HIGHS

Points	3	2x; last vs. Alabama State	12/13/23
Rebounds	1	2x; last vs. Norfolk State	12/16/23
Assists			
Blocks			
Steals	2	vs. Alabama State	12/13/23
Field Goals	1	2x; last vs. Alabama State	12/13/23
Field Goal Attempts	5	vs. Alabama State	12/13/23
3-Point Field Goals	1	vs. Jacksonville State	11/6/23
3-Point FG Attempts	2	vs. Clemson	11/30/23
Free Throws	1	vs. Alabama State	12/13/23
Free Throw Attempts	1	vs. Alabama State	12/13/23

Opponent	Start	Min.	FG-A	3PT-A	FT-A	O-D-T	PF	Ast.	TO	Blk.	St.	Pts.
JACKSONVILLE STATE		1:58	1-1	1-1	0-0	0-0-0	0	0	0	0	0	3
LOUISIANA-LAFAYETTE						--DNP--						
at Rutgers						--DNP--						
CALIFORNIA						--DNP--						
at UCF						--DNP--						
ALABAMA A&M		5:02	0-0	0-0	0-0	0-0-0	0	0	0	0	0	0
CLEMSON		3:17	0-2	0-2	0-0	0-0-0	1	0	0	0	0	0
at UAB						--DNP--						
at Little Rock						--DNP--						
ALABAMA STATE		10:00	1-5	0-0	1-1	1-0-1	0	0	0	0	2	3
NORFOLK STATE		4:37	0-0	0-0	0-0	0-1-1	0	0	0	0	0	0
WASHINGTON STATE						--DNP--						
NORTH ALABAMA		2:38	0-1	0-1	0-0	0-0-0	0	0	0	0	0	0
TENNESSEE						--DNP--						
at Texas A&M		0:51	0-0	0-0	0-0	0-0-0	0	0	0	0	0	0
at Ole Miss						--DNP--						
LSU						--DNP--						
at Vanderbilt						--DNP--						
ALABAMA						--DNP--						
GEORGIA		1:28	0-0	0-0	0-0	0-0-0	0	0	0	0	0	0
SOUTH CAROLINA						--DNP--						
at Arkansas						--DNP--						
at Missouri						--DNP--						
KENTUCKY		2:10	0-0	0-0	0-0	0-0-0	0	0	0	0	0	0
at Alabama						--DNP--						
at LSU						--DNP--						
TEXAS A&M						--DNP--						
MISSISSIPPI STATE		1:14	0-2	0-0	0-0	0-0-0	0	0	0	0	0	0
at Florida						--DNP--						

CAREER HIGHS

Points	4	2x; last vs Samford	12/18/22
Rebounds	3	vs. UCF	12/3/22
Assists	3	vs. South Alabama	12/13/20
Blocks			
Steals	2	2x; last vs. Alabama State	12/13/23
Field Goals	2	vs Samford	12/18/22
Field Goal Attempts	5	vs. UCF	12/3/22
3-Point Field Goals	1	2x; last vs. Jacksonville State	11/6/23
3-Point FG Attempts	2	2x; last vs. Clemson	11/30/23
Free Throws	2	vs. UL-Lafayette	12/11/22
Free Throw Attempts	3	vs. UL-Lafayette	12/11/22

McFADDEN'S CAREER STATISTICS

SEASON	TEAM	GP-GS	MIN/AVG	Field Goals		3-Point		F-Throws		Rebounds				Scoring						
				FG-FGA	FG%	3FG-3FGA	3FG%	FT-FTA	FT%	OFF	DEF	TOT	AVG	PF	FO	A	TO	BLK	STL	PTS
2020-21	AUB	6-0	20/3.3	1-3	.333	0-0	.000	1-2	.500	2	1	3	0.5	0-0	4	1	0	1	3	0.5
2021-22	AUB	8-0	29/3.6	1-6	.167	0-1	.000	0-0	.000	0	4	4	0.5	6-0	1	4	0	0	2	0.3
2022-23	AUB	16-0	51/3.2	5-18	.278	1-6	.167	2-3	.667	5	5	10	0.6	6-0	2	2	0	2	13	0.8
2023-24	AUB	10-0	33/3.3	2-11	.182	1-4	.250	1-1	1.000	1	1	2	0.2	1-0	0	0	0	2	6	0.6
TOTAL		40-0	134/3.3	9-38	.237	2-11	.182	4-6	.667	8	11	19	0.5	13-0	7	7	0	5	24	0.6



Savannah SCOTT

#30

Freshman • Center • 6-4
Conway, Ark. • Conway HS

• SEC Freshman of the Week (11/14)

- 5 points, 5 offensive rebounds in win over Texas A&M (2/25)
- Career-high 3 blocks at LSU (2/22)
- First career double-double with 21 points, 11 rebounds in win at Rutgers (11/12)
- Stellar debut with 13 points (6-7 FG), team-best 8 rebounds in season opener vs. Jacksonville State (11/6)
- Helped lead Conway HS to 2023 Arkansas state title and No. 16 national ranking; had 14 points and 12 rebounds in state championship game
- Ranked as No. 6 player in Arkansas in 2021 Girls Fab40
- Provides much-needed size in the post for Auburn

SEASON/CAREER HIGHS

Points	21	at Rutgers	11/12/23
Rebounds	11	at Rutgers	11/12/23
Assists	1	4x; last at Ole Miss	1/11/24
Blocks	3	at LSU	2/22/24
Steals	1	2x; last at LSU	2/22/24
Field Goals	8	at Rutgers	11/12/23
Field Goal Attempts	10	at Rutgers	11/12/23
3-Point Field Goals			
3-Point FG Attempts			
Free Throws	5	at Rutgers	11/12/23
Free Throw Attempts	12	at Rutgers	11/12/23

Opponent	Start	Min.	FG-A	3PT-A	FT-A	O-D-T	PF	Ast.	TO	Blk.	St.	Pts.
JACKSONVILLE STATE	*	22:43	6-7	0-0	1-1	3-5-8	2	1	2	1	0	13
LOUISIANA-LAFAYETTE	*	26:35	6-9	0-0	4-4	5-1-6	2	1	1	0	0	16
at Rutgers	*	32:58	8-10	0-0	5-12	5-6-11	1	0	0	2	0	21
CALIFORNIA	*	34:02	1-3	0-0	0-0	2-2-4	3	0	1	0	0	2
at UCF	*	8:36	0-1	0-0	0-0	0-2-2	2	0	3	1	0	0
ALABAMA A&M	*	18:26	4-4	0-0	0-0	1-2-3	1	1	2	0	0	8
CLEMSON		15:57	0-1	0-0	0-0	1-3-4	1	0	1	0	0	0
at UAB		11:53	1-1	0-0	0-0	1-1-2	0	0	1	0	0	2
at Little Rock		17:04	3-6	0-0	0-0	3-3-6	2	0	1	0	0	6
ALABAMA STATE		12:28	3-3	0-0	2-2	0-3-3	1	0	0	0	0	8
NORFOLK STATE		15:21	1-2	0-0	1-4	0-2-2	1	0	1	0	0	3
WASHINGTON STATE		8:19	0-1	0-0	2-2	2-0-2	0	0	0	0	0	2
NORTH ALABAMA		1:32	0-1	0-0	0-0	1-0-1	0	0	0	0	0	0
TENNESSEE		15:47	2-3	0-0	0-0	1-0-1	0	0	0	0	0	4
at Texas A&M	*	12:16	0-1	0-0	0-0	1-0-1	1	0	0	0	0	0
at Ole Miss	*	13:38	1-3	0-0	1-2	3-1-4	1	1	1	0	0	3
LSU		11:37	0-1	0-0	0-0	1-2-3	3	0	2	1	0	0
at Vanderbilt		6:52	1-2	0-0	1-2	0-1-1	1	0	0	0	0	3
ALABAMA	*	22:22	4-7	0-0	2-2	2-3-5	0	0	1	0	0	10
GEORGIA	*	18:38	3-6	0-0	0-0	3-2-5	0	0	1	1	1	6
SOUTH CAROLINA	*	24:14	2-3	0-0	0-0	1-3-4	1	0	0	2	0	4
at Arkansas						--DNP--						
at Missouri	*	14:16	2-3	0-0	0-0	3-0-3	2	0	1	1	0	4
KENTUCKY	*	12:00	1-3	0-0	0-0	1-2-3	2	1	0	0	0	2
at Alabama	*	10:11	2-4	0-0	0-0	0-1-1	1	0	0	2	0	4
at LSU	*	18:18	1-2	0-0	0-0	0-0-0	3	0	1	3	1	2
TEXAS A&M	*	10:57	2-3	0-0	1-2	5-0-5	1	0	1	0	0	5
MISSISSIPPI STATE	*	14:01	0-1	0-0	0-0	1-3-4	4	0	0	1	0	0
at Florida		19:25	4-5	0-0	0-0	1-6-7	2	0	2	0	1	8

SCOTT'S CAREER STATISTICS

				Field Goals		3-Point		F-Throws		Rebounds				Scoring						
SEASON	TEAM	GP-GS	MIN/AVG	FG-FGA	FG%	3FG-3FGA	3FG%	FT-FTA	FT%	OFF	DEF	TOT	AVG	PF-FO	A	TO	BLK	STL	PTS	AVG
2023-24	AUB	28-17	450/16.1	58-96	.604	0-0	.000	20-33	.606	47	54	101	3.6	38-0	5	23	15	3	136	4.9
TOTAL		28-17	450/16.1	58-96	.604	0-0	.000	20-33	.606	47	54	101	3.6	38-0	5	23	15	3	136	4.9



Timya THURMAN

#32

Freshman • Center • 6-5
Linden, Ala. • Linden HS

- Played significant minutes vs. #1 South Carolina; led Tigers with career-high 3 blocks along with 2 rebounds, 2 points (2/1)
- First SEC points with late layup in win over Georgia (1/29)
- Season-best 4 points along with 1 rebound, 1 block in win over Norfolk State (12/16)
- Scored first collegiate points in win over Alabama A&M, finished with 3 points, 2 rebounds, 1 block, 1 assist (11/26)
- Had 1 rebound in Auburn debut vs. Jacksonville State (11/6)
- Only player on Auburn roster from Alabama
- Named to Alabama-Mississippi All-Star Game in 2023
- Alabama Class 1A Player of the Year in 2022; averaged 25 points and 20 rebounds as a junior at Linden HS
- Three-time first-team all-state selection

SEASON/CAREER HIGHS

Points	4	vs. Norfolk State	12/16/23
Rebounds	2	2x; last vs. South Carolina	2/1/24
Assists	2	vs. Alabama State	12/13/23
Blocks	3	vs. South Carolina	2/1/24
Steals	1	vs. Alabama State	12/13/23
Field Goals	1	5x; last vs. South Carolina	2/1/24
Field Goal Attempts	5	vs. South Carolina	2/1/24
3-Point Field Goals			
3-Point FG Attempts			
Free Throws	1	3x; last vs. North Alabama	12/31/23
Free Throw Attempts	2	2x; last vs. Alabama State	12/13/23

Opponent	Start	Min.	FG-A	3PT-A	FT-A	O-D-T	PF	Ast.	TO	Blk.	St.	Pts.
JACKSONVILLE STATE	1:58		0-0	0-0	0-0	0-1-1	1	0	0	0	0	0
LOUISIANA-LAFAYETTE						--DNP--						
at Rutgers						--DNP--						
CALIFORNIA	1:03		0-0	0-0	0-0	0-0-0	0	0	0	0	0	0
at UCF						--DNP--						
ALABAMA A&M	10:14		1-2	0-0	1-2	2-0-2	0	1	0	1	0	3
CLEMSON	3:48		1-1	0-0	0-0	0-1-1	0	0	0	0	0	2
at UAB						--DNP--						
at Little Rock	4:06		0-1	0-0	0-0	0-0-0	0	0	0	0	0	0
ALABAMA STATE	6:18		0-2	0-0	1-2	1-0-1	0	2	0	1	1	1
NORFOLK STATE	4:37		2-3	0-0	0-0	0-1-1	1	0	1	1	0	4
WASHINGTON STATE						--DNP--						
NORTH ALABAMA	2:38		1-1	0-0	1-1	0-0-0	0	0	0	0	0	3
TENNESSEE						--DNP--						
at Texas A&M	1:00		0-0	0-0	0-0	0-0-0	0	0	0	0	0	0
at Ole Miss						--DNP--						
LSU						--DNP--						
at Vanderbilt						--DNP--						
ALABAMA						--DNP--						
GEORGIA	1:28		1-1	0-0	0-0	0-0-0	0	0	0	0	0	1
SOUTH CAROLINA	14:01		1-5	0-0	0-0	1-1-2	2	0	2	3	0	2
at Arkansas						--DNP--						
at Missouri	3:10		0-0	0-0	0-0	0-0-0	0	0	0	0	0	0
KENTUCKY	2:49		0-0	0-0	0-0	0-0-0	1	0	2	0	0	0
at Alabama	0:46		0-0	0-0	0-0	0-0-0	0	0	0	0	0	0
at LSU						--DNP--						
TEXAS A&M						--DNP--						
MISSISSIPPI STATE						--DNP--						
at Florida						--DNP--						

THURMAN'S CAREER STATISTICS

		Field Goals		3-Point		F-Throws		Rebounds				Scoring								
SEASON	TEAM	GP-GS	MIN/AVG	FG-FGA	FG%	3FG-3FGA	3FG%	FT-FTA	FT%	OFF	DEF	TOT	AVG	PF-FO	A	TO	BLK	STL	PTS	AVG
2023-24	AUB	15-0	60/4.0	7-16	.438	0-0	.000	3-5	.600	4	4	8	0.5	5-0	3	5	6	1	17	1.1
TOTAL		15-0	60/4.0	7-16	.438	0-0	.000	3-5	.600	4	4	8	0.5	5-0	3	5	6	1	17	1.1

Game 3 | Nov. 12, 2023 | Piscataway, N.J. Auburn 76, Rutgers 56

Game 4 | Nov. 17, 2023 | Auburn, Ala. California 67, Auburn 53

NCAA Official Basketball Box Score - Final Auburn at Rutgers 11/12/23 Jersey Mike's Arena, Piscataway 2023-24 Women's Basketball

NCAA Official Basketball Box Score - Final California at Auburn 11/17/23 Neville Arena, Auburn, Ala. 2023-24 Women's Basketball

Rutgers - 56 Record: 2-1 Shooting By Period 1st FG% 6-14 42.9%

Auburn - 53 Record: 3-1 Shooting By Period 1st FG% 5-14 35.7%

Summary statistics for Rutgers vs Auburn including AU, RU, Points from Turnovers, and Period by Period Scoring.

Summary statistics for California vs Auburn including Cal, Auburn, Points from Turnovers, and Period by Period Scoring.

Game 5 | Nov. 20, 2023 | Orlando, Fla. UCF 60, Auburn 53

Game 6 | Nov. 26, 2023 | Auburn, Ala. Auburn vs. Alabama A&M

NCAA Official Basketball Box Score - Final Auburn at UCF 11/20/23 Addition Financial Arena, Orlando 2023-24 Women's Basketball

NCAA Official Basketball Box Score - Final Alabama A&M at Auburn 11/26/23 Neville Arena, Auburn, Ala. 2023-24 Women's Basketball

UCF - 60 Record: 3-0 Shooting By Period 1st FG% 6-12 50.0%

Auburn - 68 Record: 4-2 Shooting By Period 1st FG% 6-12 50.0%

Summary statistics for UCF vs Auburn including AUB, UCF, Points from Turnovers, and Period by Period Scoring.

Summary statistics for Auburn vs Alabama A&M including AAMU, Auburn, Points from Turnovers, and Period by Period Scoring.

2023-24 AUBURN WOMEN'S BASKETBALL

Game 30 | Auburn vs. Arkansas | SEC Tournament | March 7, 2024

Game 7 | Nov. 30, 2023 | Auburn, Ala. Auburn 83, Clemson 53 - ACC/SEC Challenge

NCAA Official Basketball Box Score - Final Clemson at Auburn 11/30/23 Neville Arena, Auburn, Ala. 2023-24 Women's Basketball

Box score for Auburn vs. Clemson (Nov 30, 2023). Includes player stats, shooting by period, and team totals. Auburn 83, Clemson 53.

Box score for Auburn vs. UAB (Dec 3, 2023). Includes player stats, shooting by period, and team totals. Auburn 72, UAB 62.

Game 8 | Dec. 3, 2023 | Birmingham, Ala. Auburn 72, UAB 62

NCAA Official Basketball Box Score - Final Auburn at UAB 12/03/23 Bartow Arena, Birmingham 2023-24 Women's Basketball

Box score for Auburn vs. UAB (Dec 3, 2023). Includes player stats, shooting by period, and team totals. Auburn 72, UAB 62.

Box score for Auburn vs. UAB (Dec 3, 2023). Includes player stats, shooting by period, and team totals. Auburn 72, UAB 62.

Summary statistics for Auburn vs. UAB (Dec 3, 2023). Includes points from turnovers, paint, second chance, and fast breaks.

Summary statistics for Auburn vs. UAB (Dec 3, 2023). Includes points from turnovers, paint, second chance, and fast breaks.

Game 9 | Dec. 10, 2023 | Little Rock, Ark. Auburn 58, Little Rock 45

NCAA Official Basketball Box Score - Final Auburn at Little Rock 12/10/23 Jack Stephens Center, Little Rock 2023-24 Women's Basketball

Box score for Auburn vs. Little Rock (Dec 10, 2023). Includes player stats, shooting by period, and team totals. Auburn 58, Little Rock 45.

Box score for Auburn vs. Little Rock (Dec 10, 2023). Includes player stats, shooting by period, and team totals. Auburn 58, Little Rock 45.

Summary statistics for Auburn vs. Little Rock (Dec 10, 2023). Includes points from turnovers, paint, second chance, and fast breaks.

Game 10 | Dec. 13, 2023 | Auburn, Ala. Auburn 94, Alabama State 37

NCAA Official Basketball Box Score - Final Alabama St. at Auburn 12/13/23 Neville Arena, Auburn, Ala. 2023-24 Women's Basketball

Box score for Auburn vs. Alabama State (Dec 13, 2023). Includes player stats, shooting by period, and team totals. Auburn 94, Alabama State 37.

Box score for Auburn vs. Alabama State (Dec 13, 2023). Includes player stats, shooting by period, and team totals. Auburn 94, Alabama State 37.

Summary statistics for Auburn vs. Alabama State (Dec 13, 2023). Includes points from turnovers, paint, second chance, and fast breaks.

Game 11 | Dec. 16, 2023 | Auburn, Ala. Auburn 67, Norfolk State 39

Official Basketball Box Score - Final Norfolk St. at Auburn. Game Time: 2:00 PM. Game Duration: 1:55. Attendance: 2,396. Shooting By Period: 1st FG% 4-11 36.4%, 3PT% 1-2 50.0%, FT% 0-0 0%. 2nd FG% 5-20 25.0%, 3PT% 0-3 0.0%, FT% 1-3 33.3%. 3rd FG% 3-15 20.0%, 3PT% 0-3 0.0%, FT% 1-1 100%. 4th FG% 4-12 33.3%, 3PT% 1-4 25.0%, FT% 3-3 100%. GM FG% 16-58 27.6%, 3PT% 2-12 16.7%, FT% 5-7 71.4%.

Auburn - 67 Record: 9-2. Shooting By Period: 1st FG% 3-13 23.1%, 3PT% 1-6 16.7%, FT% 6-9 66.7%. 2nd FG% 4-11 36.4%, 3PT% 1-3 33.3%, FT% 4-4 100%. 3rd FG% 8-14 57.1%, 3PT% 0-3 0.0%, FT% 11-13 84.6%. 4th FG% 7-16 43.8%, 3PT% 1-1 100%, FT% 0-0 0%. GM FG% 22-54 40.7%, 3PT% 2-13 15.4%, FT% 21-26 80.8%. Technical Fouls: NONE.

Summary statistics for Game 11. Biggest lead: 32 (4th 6:36). Best Scoring Run: 20 (4th 6:36). Lead Changes: 2. Times Tied: 2. Time with Lead: 38:28. Points from Turnovers: 13. Points from Paint: 26. Second Chance: 8. Fast Breaks: 5. Bench: 7.

Game 12 | Dec. 20, 2023 | Auburn, Ala. Auburn 69, Washington State 62

Official Basketball Box Score - Final Washington St. at Auburn. Game Time: 2:00 PM. Game Duration: 1:59. Attendance: 2,341. Shooting By Period: 1st FG% 8-12 66.7%, 3PT% 3-4 75.0%, FT% 1-1 100%. 2nd FG% 5-10 50.0%, 3PT% 1-4 25.0%, FT% 1-1 100%. 3rd FG% 3-12 25.0%, 3PT% 0-4 0.0%, FT% 3-3 100%. 4th FG% 6-15 40.0%, 3PT% 4-7 57.1%, FT% 5-6 83.3%. GM FG% 22-49 44.9%, 3PT% 8-19 42.1%, FT% 10-11 90.9%. Technical Fouls: NONE.

Auburn - 69 Record: 10-2. Shooting By Period: 1st FG% 6-18 33.3%, 3PT% 1-4 25.0%, FT% 1-1 100%. 2nd FG% 4-13 30.8%, 3PT% 1-1 100.0%, FT% 4-4 100%. 3rd FG% 7-13 53.8%, 3PT% 2-4 50.0%, FT% 4-4 100%. 4th FG% 7-13 53.8%, 3PT% 1-1 100.0%, FT% 8-10 80%. GM FG% 24-57 42.1%, 3PT% 5-10 50.0%, FT% 16-19 84.2%. Technical Fouls: NONE.

Summary statistics for Game 12. Biggest lead: 10 (4th 4:29). Best Scoring Run: 8 (4th 9:49). Lead Changes: 5. Times Tied: 3. Time with Lead: 15:32. Points from Turnovers: 14. Points from Paint: 26. Second Chance: 7. Fast Breaks: 5. Bench: 15.

Game 13 | Dec. 31, 2023 | Auburn, Ala. Auburn 79, North Alabama 58

Official Basketball Box Score - Final North Ala. at Auburn. Game Time: 2:00 PM. Game Duration: 1:51. Attendance: 4,422. Shooting By Period: 1st FG% 6-17 35.3%, 3PT% 1-5 20.0%, FT% 2-3 66.7%. 2nd FG% 5-14 35.7%, 3PT% 2-9 22.2%, FT% 0-0 0%. 3rd FG% 6-16 37.5%, 3PT% 2-5 40.0%, FT% 0-2 0%. 4th FG% 7-13 53.8%, 3PT% 1-3 33.3%, FT% 2-2 100%. GM FG% 24-60 40.0%, 3PT% 6-22 27.3%, FT% 4-7 57.1%. Technical Fouls: NONE.

Auburn - 79 Record: 11-2. Shooting By Period: 1st FG% 6-22 27.3%, 3PT% 1-4 25.0%, FT% 2-2 100%. 2nd FG% 5-12 41.7%, 3PT% 2-3 66.7%, FT% 3-4 75%. 3rd FG% 10-22 45.5%, 3PT% 3-6 50.0%, FT% 5-5 100%. 4th FG% 9-15 60.0%, 3PT% 2-3 66.7%, FT% 1-1 100%. GM FG% 30-71 42.3%, 3PT% 8-16 50.0%, FT% 11-12 91.7%. Technical Fouls: NONE.

Summary statistics for Game 13. Biggest lead: 24 (4th 6:50). Best Scoring Run: 12 (2nd 1:47). Lead Changes: 7. Times Tied: 4. Time with Lead: 28:39. Points from Turnovers: 9. Points from Paint: 34. Second Chance: 8. Fast Breaks: 14. Bench: 12.

Game 14 | Jan. 4, 2024 | Auburn, Ala. Tennessee 75, Auburn 67

Official Basketball Box Score - Final Tennessee at Auburn. Game Time: 7:00 PM. Game Duration: 2:08. Attendance: 2,926. Shooting By Period: 1st FG% 5-10 50.0%, 3PT% 1-3 33.3%, FT% 9-11 81.8%. 2nd FG% 5-13 38.5%, 3PT% 0-1 0.0%, FT% 2-2 100%. 3rd FG% 9-15 60.0%, 3PT% 2-3 66.7%, FT% 2-2 100%. 4th FG% 5-10 50.0%, 3PT% 0-0 0.0%, FT% 11-15 73.3%. GM FG% 24-48 50.0%, 3PT% 3-7 42.9%, FT% 24-30 80.0%. Technical Fouls: NONE.

Auburn - 67 Record: 11-3 (0-1). Shooting By Period: 1st FG% 9-22 40.9%, 3PT% 1-5 20.0%, FT% 2-3 66.7%. 2nd FG% 7-16 43.8%, 3PT% 1-4 25.0%, FT% 4-4 100%. 3rd FG% 3-18 16.7%, 3PT% 0-4 0.0%, FT% 2-2 100%. 4th FG% 7-22 31.8%, 3PT% 0-1 0.0%, FT% 5-7 71.4%. GM FG% 26-78 33.3%, 3PT% 2-14 14.3%, FT% 13-16 81.3%. Technical Fouls: NONE.

Summary statistics for Game 14. Biggest lead: 11 (2nd 5:06). Best Scoring Run: 10 (2nd 6:44). Lead Changes: 7. Times Tied: 1. Time with Lead: 21:07. Points from Turnovers: 9. Points from Paint: 30. Second Chance: 9. Fast Breaks: 25. Bench: 19.

2023-24 AUBURN WOMEN'S BASKETBALL

Game 30 | Auburn vs. Arkansas | SEC Tournament | March 7, 2024

Game 15 | Jan. 7, 2024 | College Station, Texas
Texas A&M 66, Auburn 44

Game 16 | Jan. 11, 2024 | Oxford, Miss.
Ole Miss 58, Auburn 55

NCAA Official Basketball Box Score - Final Auburn at Texas A&M 01/07/24 Reed Arena, Bryan-College Station 2023-24 Women's Basketball Game Time: 3:00 PM Game Duration: 2:01 Attendance: 5,593 Officials: Talisa Green, Fatou Cissoko-Stephens, Safi Esho

NCAA Official Basketball Box Score - Final Auburn at Ole Miss 01/11/24 The Sandy and John Black Pavilion at Ole Miss, Oxford 2023-24 Women's Basketball Game Time: 6:30 PM Game Duration: 2:10 Attendance: 2,350 Officials: Roy Gubeyan, Cameron Inouye, Toni Patti

Table with columns: NO. Name, Min, FG, 3P, FT, Rebounds (OR, DR, TOT), Fouls (PF, FD), TP, AS, TO, ST, Blocks (BS, BA), +/-, Shooting By Period (1st FG%, 3PT%, 2nd FG%, 3PT%, 3rd FG%, 4th FG%, GM FG%, 3PT%, FT%). Rows include players like Celia Sumbane, Taylen Collins, Savannah Scott, JaMya Mingo-Young, Kaitlyn Duhon, Mar'ishaun Bostic, McKenna Eddings, Yakiya Milton, Audia Young, Timiya Thurman, Carreen McFadden.

Table with columns: NO. Name, Min, FG, 3P, FT, Rebounds (OR, DR, TOT), Fouls (PF, FD), TP, AS, TO, ST, Blocks (BS, BA), +/-, Shooting By Period (1st FG%, 3PT%, 2nd FG%, 3PT%, 3rd FG%, 4th FG%, GM FG%, 3PT%, FT%). Rows include players like Taylen Collins, Savannah Scott, JaMya Mingo-Young, Kaitlyn Duhon, Honesty Scott-Grayson, Sydney Shaw, Celia Sumbane, Mar'ishaun Bostic, Oyindamola Akinbolawa, McKenna Eddings, Yakiya Milton.

Table with columns: NO. Name, Min, FG, 3P, FT, Rebounds (OR, DR, TOT), Fouls (PF, FD), TP, AS, TO, ST, Blocks (BS, BA), +/-, Shooting By Period (1st FG%, 3PT%, 2nd FG%, 3PT%, 3rd FG%, 4th FG%, GM FG%, 3PT%, FT%). Rows include players like Jannah Barker, Lauren Ware, Endiya Rogers, Aicha Coulibaly, Sahara Jones, Maliyah Johnson, Sydney Bowles, Timiya Hylton, Kay Kay Green, Solé Williams, Vanessa Saidu.

Table with columns: NO. Name, Min, FG, 3P, FT, Rebounds (OR, DR, TOT), Fouls (PF, FD), TP, AS, TO, ST, Blocks (BS, BA), +/-, Shooting By Period (1st FG%, 3PT%, 2nd FG%, 3PT%, 3rd FG%, 4th FG%, GM FG%, 3PT%, FT%). Rows include players like Marquessa Davis, Tyia Singleton, Madison Scott, Rita Igbokwe, Kennedy Todd-Williams, Shudda Collins, Kharyssa Richardson, Ayanna Thompson, Zakiya Stephenson, Elaunna Eaton, J'Adore Young, Rhema Collins, Marja Avlijas, Mariyah Noel.

Summary statistics table with columns: Biggest lead, Best Scoring Run, Lead Changes, Times Tied, Time with Lead, Points from Turnovers, Paint, Second Chance, Fast Breaks, Bench, Period by Period Scoring (1st, 2nd, 3rd, 4th, TOT). Rows for Auburn and TAMU.

Summary statistics table with columns: Biggest lead, Best Scoring Run, Lead Changes, Times Tied, Time with Lead, Points from Turnovers, Paint, Second Chance, Fast Breaks, Bench, Period by Period Scoring (1st, 2nd, 3rd, 4th, TOT). Rows for Auburn and UM.

Game 17 | Jan. 14, 2024 | Auburn, Ala.
Auburn 67, #7 LSU 62

Game 18 | Jan. 18, 2024 | Nashville, Tenn.
Vanderbilt 53, Auburn 50

NCAA Official Basketball Box Score - Final LSU at Auburn 01/14/24 Neville Arena, Auburn, Ala. 2023-24 Women's Basketball Game Time: 2:00 PM Game Duration: 2:04 Attendance: 7,270 Officials: Dee Kanteer, Katie Lukachik, Brian Garland

NCAA Official Basketball Box Score - Final Auburn at Vanderbilt 01/18/24 Memorial Gymnasium, Nashville 2023-24 Women's Basketball Game Time: 2:00 PM Game Duration: 2:01 Attendance: 1,845 Officials: Michael McConnell, Margaret Tieman, Fatou Cissoko-Stephens

Table with columns: NO. Name, Min, FG, 3P, FT, Rebounds (OR, DR, TOT), Fouls (PF, FD), TP, AS, TO, ST, Blocks (BS, BA), +/-, Shooting By Period (1st FG%, 3PT%, 2nd FG%, 3PT%, 3rd FG%, 4th FG%, GM FG%, 3PT%, FT%). Rows include players like Angel Reese, Aneesah Morrow, Flau'jae Johnson, Hailey Van Lith, Mikaylah Williams, Last-Tear Poo, Aalyah Del Rosario, Janae Kent.

Table with columns: NO. Name, Min, FG, 3P, FT, Rebounds (OR, DR, TOT), Fouls (PF, FD), TP, AS, TO, ST, Blocks (BS, BA), +/-, Shooting By Period (1st FG%, 3PT%, 2nd FG%, 3PT%, 3rd FG%, 4th FG%, GM FG%, 3PT%, FT%). Rows include players like Celia Sumbane, Taylen Collins, JaMya Mingo-Young, Kaitlyn Duhon, Honesty Scott-Grayson, Sydney Shaw, Savannah Scott, Mar'ishaun Bostic, Yakiya Milton.

Table with columns: NO. Name, Min, FG, 3P, FT, Rebounds (OR, DR, TOT), Fouls (PF, FD), TP, AS, TO, ST, Blocks (BS, BA), +/-, Shooting By Period (1st FG%, 3PT%, 2nd FG%, 3PT%, 3rd FG%, 4th FG%, GM FG%, 3PT%, FT%). Rows include players like Taylen Collins, Oyindamola Akinbolawa, JaMya Mingo-Young, Kaitlyn Duhon, Honesty Scott-Grayson, Celia Sumbane, Savannah Scott, Sydney Shaw, Mar'ishaun Bostic, McKenna Eddings.

Table with columns: NO. Name, Min, FG, 3P, FT, Rebounds (OR, DR, TOT), Fouls (PF, FD), TP, AS, TO, ST, Blocks (BS, BA), +/-, Shooting By Period (1st FG%, 3PT%, 2nd FG%, 3PT%, 3rd FG%, 4th FG%, GM FG%, 3PT%, FT%). Rows include players like Sacha Washington, Jordyn Cambridge, Jordyn Oliver, Justine Pissott, Iyana Moore, Khamil Pierre, Aga Makurat, Rynanne Allen.

Summary statistics table with columns: Biggest lead, Best Scoring Run, Lead Changes, Times Tied, Time with Lead, Points from Turnovers, Paint, Second Chance, Fast Breaks, Bench, Period by Period Scoring (1st, 2nd, 3rd, 4th, TOT). Rows for Auburn and LSU.

Summary statistics table with columns: Biggest lead, Best Scoring Run, Lead Changes, Times Tied, Time with Lead, Points from Turnovers, Paint, Second Chance, Fast Breaks, Bench, Period by Period Scoring (1st, 2nd, 3rd, 4th, TOT). Rows for Auburn and Vanderbilt.

2023-24 AUBURN WOMEN'S BASKETBALL

21 NCAA Tournaments • 3 Final Fours • 5 SEC Titles • 4 SEC Tournament Titles

Game 19 | Jan. 21, 2024 | Auburn, Ala. Auburn 78, Alabama 65

NCAA logo, Official Basketball Box Score - Final Alabama at Auburn, Game Time: 2:00 PM, Game Duration: 2:06, Attendance: 6,075, Officials: Brian Hall, Nykessa Thompson, Eric Koch

Shooting By Period table with columns for 1st, 2nd, 3rd, 4th FG and FT percentages and totals.

Technical Fouls table, Dead Ball Rebounds: 4, 0, and Period by Period Scoring table.

Game 21 | Feb. 1, 2024 | Auburn, Ala. #1 South Carolina 76, Auburn 54

NCAA logo, Official Basketball Box Score - Final South Carolina at Auburn, Game Time: 7:00 PM, Game Duration: 1:55, Attendance: 4,814, Officials: Dee Kantner, Bill Larance, Jay Seales

Shooting By Period table with columns for 1st, 2nd, 3rd, 4th FG and FT percentages and totals.

Technical Fouls table, Dead Ball Rebounds: 2, 0, and Period by Period Scoring table.

Game 20 | Jan. 29, 2024 | Auburn, Ala. Auburn 77, Georgia 49

NCAA logo, Official Basketball Box Score - Final Georgia at Auburn, Game Time: 6:00 PM, Game Duration: 2:02, Attendance: 3,165, Officials: Brian Hall, Katie Lukanich, Eric Brewster

Shooting By Period table with columns for 1st, 2nd, 3rd, 4th FG and FT percentages and totals.

Technical Fouls table, Dead Ball Rebounds: 3, 1, and Period by Period Scoring table.

Game 22 | Feb. 4, 2024 | Fayetteville, Ark. Arkansas 74, Auburn 72

NCAA logo, Official Basketball Box Score - Final Auburn at Arkansas, Game Time: 5:00 PM, Game Duration: 2:03, Attendance: 4,450, Officials: Pualan Sparlock-Weish, Felicia Grinter, Frank Steratore

Shooting By Period table with columns for 1st, 2nd, 3rd, 4th FG and FT percentages and totals.

Technical Fouls table, Dead Ball Rebounds: 4, 2, and Period by Period Scoring table.

Game 27 | Feb. 25, 2024 | Auburn, Ala. Auburn 57, Texas A&M 41

NCAA logo, Official Basketball Box Score - Final, Texas A&M at Auburn, Game Time: 2:00 PM, Game Duration: 1:58, Attendance: 3,760, Officials: Dee Kanhner, Brian Garland, Kristen Bel

Box score for Texas A&M - 41, Record: 19-9 (6-8). Player stats for Jariah Barker, Lauren Ware, Kay Kay Green, Alcha Coulibaly, Sahara Jones, Tineya Hylton, Maliyah Johnson, Sydney Bowles, Sole Williams.

Shooting By Period, Technical Fouls: NONE, GM FG%: 15-45 33.3%, 3PT%: 1-9 11.1%, FT%: 10-15 66.7%

Box score for Auburn - 57, Record: 17-10 (6-8). Player stats for Taylien Collins, Savannah Scott, JaMya Mingo-Young, Kaitlyn Duhon, Honesty Scott-Grayson, Celia Sumbane, Yakiya Milton, Mar'shaun Bostic, Sydney Shaw, McKenna Eddings.

Shooting By Period, Technical Fouls: NONE, GM FG%: 19-59 32.2%, 3PT%: 3-11 27.3%, FT%: 16-18 88.9%

Summary statistics: Biggest lead 7 (1st 4:56), Best Scoring Run 9 (1st 4:56), Lead Changes 2, Times Tied 4, Time with Lead 08:55 | 24:16

Game 28 | Feb. 29, 2024 | Auburn, Ala. Auburn 77, Mississippi State 60

NCAA logo, Official Basketball Box Score - Final, Mississippi St. at Auburn, Game Time: 7:00 PM, Game Duration: 1:52, Attendance: 2,818, Officials: Gina Cross, Nykesha Thompson, Roy Guibeyan

Box score for Mississippi St. - 60, Record: 20-10 (7-8). Player stats for Erynn Barnum, Jessica Carter, Jekalia Jordan, Lauren Park-Lane, Debraisha Powe, Darrione Rogers, Miracle Sheppard, Jasmine Brown-Hagger, Quanirah Montague.

Shooting By Period, Technical Fouls: NONE, GM FG%: 19-59 32.2%, 3PT%: 4-16 25.0%, FT%: 18-23 78.3%

Box score for Auburn - 77, Record: 18-10 (7-8). Player stats for Taylien Collins, Savannah Scott, JaMya Mingo-Young, Kaitlyn Duhon, Honesty Scott-Grayson, Celia Sumbane, Yakiya Milton, Mar'shaun Bostic, McKenna Eddings, Carsen McFadden, Audia Young.

Shooting By Period, Technical Fouls: NONE, GM FG%: 32-74 43.2%, 3PT%: 8-21 38.1%, FT%: 5-11 45.5%

Summary statistics: Biggest lead 0 (1st 10:00), Best Scoring Run 6 (3rd 6:20), Lead Changes 0, Times Tied 0, Time with Lead 00:00 | 39:25

Game 29 | March 3, 2024 | Gainesville, Fla. Auburn 77, Florida 74

NCAA logo, Official Basketball Box Score - Final, Auburn at Florida, Game Time: 12:00 PM, Game Duration: 2:12, Attendance: 1,473, Officials: Joseph Vaszly, Timothy Greene, Kyle Galloway

Box score for Auburn - 77, Record: 19-10 (8-8). Player stats for Yakiya Milton, Taylien Collins, JaMya Mingo-Young, Sydney Shaw, Honesty Scott-Grayson, McKenna Eddings, Mar'shaun Bostic, Celia Sumbane, Savannah Scott.

Shooting By Period, Technical Fouls: Collins 2nd 1:41, GM FG%: 27-48 56.3%, 3PT%: 5-12 41.7%, FT%: 18-25 72.0%

Box score for Florida - 74, Record: 14-14 (5-11). Player stats for Faith Dut, Alyyah Matharu, Zipporah Broughton, Laia Reynolds, Jeriah Warren, Leilani Correa, Alberte Rimdal, Erin Kindred, Alexia Dizeko, Kenza Salgues.

Shooting By Period, Technical Fouls: Broughton 2nd 1:41, GM FG%: 23-58 39.7%, 3PT%: 0-18 0.0%, FT%: 28-30 93.3%

Summary statistics: Biggest lead 10 (3rd 0:29), Best Scoring Run 8 (2nd 3:37), Lead Changes 4, Times Tied 3, Time with Lead 25:33 | 12:46

Game 30 | March 7, 2024 | Greenville, S.C. Auburn vs. Arkansas | SEC Tournament

Placeholder for Game 30 box score and statistics.



2023-24 Auburn Women's Basketball Combined Team Statistics All games

Game Records

Record	Overall	Home	Away	Neutral
ALL GAMES	19-10	14-3	5-7	0-0
CONFERENCE	8-8	6-2	2-6	0-0
NON-CONFERENCE	11-2	8-1	3-1	0-0

Score by Periods

Team	1st	2nd	3rd	4th	OT	TOT
Auburn	437	475	502	536	0	1950
Opponents	368	376	479	464	0	1687

Team Box Score

No.	Player	Total			3-Point		F-Throw		Rebounds				PF DQ		A TO BLK			STL	PTS	AVG		
		GP-GS	MIN	AVG	FG-FGA	FG%	3FG-3FGA	3FG%	FT-FTA	FT%	OFF	DEF	TOT	AVG	PF	DQ	A				TO	BLK
23	SCOTT-GRAYSON, Honesty	28-27	832:26	29.7	184-439	.419	39-125	.312	105-135	.778	24	94	118	4.2	65	0	65	77	10	40	512	18.3
2	MINGO-YOUNG, JaMya	26-21	663:26	25.5	72-193	.373	12-36	.333	75-88	.852	23	103	126	4.8	50	0	100	45	5	41	231	8.9
14	COLLINS, Taylen	29-29	858:51	29.6	96-216	.444	0-0	.000	50-81	.617	81	103	184	6.3	63	0	24	61	20	48	242	8.3
5	SHAW, Sydney	29-15	605:39	20.9	65-196	.332	32-97	.330	22-27	.815	6	67	73	2.5	31	0	24	36	8	18	184	6.3
12	BOSTIC, Mar'shaun	28-8	508:12	18.2	54-125	.432	0-4	.000	53-80	.663	8	42	50	1.8	57	0	71	62	5	46	161	5.8
4	DUHON, Kaitlyn	28-10	478:13	17.1	64-137	.467	3-19	.158	21-35	.600	25	50	75	2.7	48	0	15	28	3	33	152	5.4
30	SCOTT, Savannah	28-17	450:25	16.1	58-96	.604	0-0	.000	20-33	.606	47	54	101	3.6	38	0	5	23	15	3	136	4.9
3	EDDINGS, McKenna	27-1	348:53	12.9	37-130	.285	20-77	.260	19-25	.760	14	27	41	1.5	29	0	25	21	7	19	113	4.2
1	SUMBANE, Celia	29-15	467:17	16.1	43-109	.394	3-16	.188	25-35	.714	37	46	83	2.9	71	1	22	39	14	32	114	3.9
20	AKINBOLAWA, Oyindamola	21-1	214:30	10.2	21-44	.477	0-0	.000	4-10	.400	15	23	38	1.8	30	0	7	15	3	13	46	2.2
21	YOUNG, Audia	11-0	44:13	4.0	9-18	.500	0-5	.000	0-0	.000	4	4	8	0.7	5	0	2	3	0	2	18	1.6
32	THURMAN, Timya	15-0	59:56	4.0	7-16	.438	0-0	.000	3-5	.600	4	4	8	0.5	5	0	3	5	6	1	17	1.1
0	MILTON, Yakiya	22-1	216:32	9.8	5-27	.185	0-0	.000	8-18	.444	9	32	41	1.9	37	0	3	11	16	7	18	0.8
24	MCFADDEN, Carsen	10-0	33:15	3.3	2-11	.182	1-4	.250	1-1	1.000	1	1	2	0.2	1	0	0	0	0	2	6	0.6
15	GAINES, Kionna	5-0	18:13	3.6	0-6	.000	0-0	.000	0-0	.000	1	2	3	0.6	0	0	0	1	0	1	0	0.0
Team											63	62	125							16		
Total		29	5800		717-1763	.407	110-383	.287	406-573	.709	362	714	1076	37.1	530	1	366	443	112	306	1950	67.2
Opponents		29	5800		590-1568	.376	110-405	.272	397-544	.730	319	746	1065	36.7	548	17	258	606	97	214	1687	58.2

Team Statistics

	AUB	OPP
Scoring	1950	1687
Points per game	67.2	58.2
Scoring margin	+9.1	-
Field goals-att	717-1763	590-1568
Field goal pct	.407	.376
3 point fg-att	110-383	110-405
3-point FG pct	.287	.272
3-pt FG made per game	3.8	3.8
Free throws-att	406-573	397-544
Free throw pct	.709	.730
F-Throws made per game	14.0	13.7
Rebounds	1076	1065
Rebounds per game	37.1	36.7
Rebounding margin	+0.4	-
Assists	366	258
Assists per game	12.6	8.9
Turnovers	443	606
Turnovers per game	15.3	20.9
Turnover margin	+5.6	-
Assist/turnover ratio	0.8	0.4
Steals	306	214
Steals per game	10.6	7.4
Blocks	112	97
Blocks per game	3.9	3.3
Winning streak	3	-
Home win streak	3	-
Attendance	55169	40614
Home games-Avg/Game	17-3245	12-3385
Neutral site-Avg/Game	-	0-0

Team Results

Date	Opponent	Score	Att.
11/06/2023	Jacksonville St.	W 78-49	2232
11/09/2023	Louisiana	W 60-54	2225
11/12/2023	at Rutgers	W 76-56	1619
11/17/2023	California	L 53-67	2559
11/20/2023	at UCF	L 53-60	1180
11/26/2023	Alabama A&M	W 68-45	2427
11/30/2023	Clemson	W 83-53	2388
12/03/2023	at UAB	W 72-62	861
12/10/2023	at Little Rock	W 58-45	1378
12/13/2023	Alabama St.	W 94-37	2246
12/16/2023	Norfolk St.	W 67-39	2396
12/20/2023	Washington St.	W 69-62	2341
12/31/2023	North Ala.	W 79-58	2422
01/04/2024	Tennessee	L 67-75	2928
01/07/2024	at Texas A&M	L 44-66	5953
01/11/2024	at Ole Miss	L 55-58	2350
01/14/2024	LSU	W 67-62	7720
01/18/2024	at Vanderbilt	L 50-53	1848
01/21/2024	Alabama	W 78-65	6075
01/29/2024	Georgia	W 67-49	3165
02/01/2024	South Carolina	L 54-76	4814
02/04/2024	at Arkansas	L 72-74	4450
02/11/2024	at Missouri	W 70-59	4480
02/15/2024	Kentucky	W 78-50	2653
02/18/2024	at Alabama	L 61-67	3569
02/22/2024	at LSU	L 66-71	11453
02/25/2024	Texas A&M	W 57-41	3760
02/29/2024	Mississippi St.	W 77-60	2818
03/03/2024	at Florida	W 77-74	1473



2023-24 Auburn Women's Basketball Combined Team Statistics In Conference games

Game Records

Record	Overall	Home	Away	Neutral
ALL GAMES	8-8	6-2	2-6	0-0
CONFERENCE	8-8	6-2	2-6	0-0
NON-CONFERENCE	0-0	0-0	0-0	0-0

Score by Periods

Team	1st	2nd	3rd	4th	OT	TOT
Auburn	248	259	238	295	0	1040
Opponents	202	239	306	253	0	1000

Team Box Score

No.	Player				Total		3-Point		F-Throw		Rebounds								PTS	AVG		
		GP-GS	MIN	AVG	FG-FGA	FG%	3FG-3FGA	3FG%	FT-FTA	FT%	OFF	DEF	TOT	AVG	PF	DQ	A	TO			BLK	STL
23	SCOTT-GRAYSON, Honesty	16-16	490:33	30.7	117-276	.424	26-79	.329	67-85	.788	17	52	69	4.3	36	0	35	44	9	22	327	20.4
2	MINGO-YOUNG, JaMya	16-16	443:26	27.7	46-133	.346	9-28	.321	39-47	.830	16	64	80	5.0	32	0	54	33	2	30	140	8.8
14	COLLINS, Taylen	16-16	515:03	32.2	52-121	.430	0-0	.000	27-46	.587	46	54	100	6.3	39	0	9	33	11	27	131	8.2
4	DUHON, Kaitlyn	15-10	285:53	19.1	35-74	.473	1-14	.071	12-19	.632	13	25	38	2.5	30	0	7	16	2	15	83	5.5
12	BOSTIC, Mar'shaun	16-0	268:02	16.8	25-63	.397	0-2	.000	34-48	.708	4	15	19	1.2	33	0	44	34	2	22	84	5.3
5	SHAW, Sydney	16-2	273:42	17.1	27-89	.303	14-45	.311	5-6	.833	4	38	42	2.6	20	0	9	21	5	8	73	4.6
1	SUMBANE, Celia	16-7	280:05	17.5	23-62	.371	0-7	.000	16-23	.696	21	21	42	2.6	42	1	11	21	7	17	62	3.9
30	SCOTT, Savannah	15-11	224:30	15.0	25-47	.532	0-0	.000	5-8	.625	23	24	47	3.1	22	0	2	10	11	3	55	3.7
3	EDDINGS, McKenna	14-0	155:40	11.1	17-61	.279	9-38	.237	4-6	.667	7	9	16	1.1	18	0	7	9	0	9	47	3.4
20	AKINBOLAWA, Oyindamola	8-1	97:42	12.2	7-16	.438	0-0	.000	3-4	.750	6	11	17	2.1	12	0	4	6	2	4	17	2.1
0	MILTON, Yakia	11-1	126:46	11.5	3-15	.200	0-0	.000	7-10	.700	5	19	24	2.2	20	0	1	3	7	4	13	1.2
21	YOUNG, Audia	5-0	07:41	1.5	2-5	.400	0-2	.000	0-0	.000	0	0	0	0.0	2	0	0	1	0	0	4	0.8
32	THURMAN, Timya	7-0	25:14	3.6	2-6	.333	0-0	.000	0-0	.000	1	1	2	0.3	3	0	0	4	3	0	4	0.6
24	MCFADDEN, Carsen	4-0	05:43	1.4	0-2	.000	0-0	.000	0-0	.000	0	0	0	0.0	0	0	0	0	0	0	0	0.0
Team											37	37	74				11					
Total		16	3200		381-970	.393	59-215	.274	219-302	.725	200	370	570	35.6	309	1	183	246	61	161	1040	65.0
Opponents		16	3200		349-880	.397	51-211	.242	251-340	.738	196	418	614	38.4	291	6	158	319	68	121	1000	62.5

Team Statistics

	AUB	OPP
Scoring	1040	1000
Points per game	65.0	62.5
Scoring margin	+2.5	-
Field goals-att	381-970	349-880
Field goal pct	.393	.397
3 point fg-att	59-215	51-211
3-point FG pct	.274	.242
3-pt FG made per game	3.7	3.2
Free throws-att	219-302	251-340
Free throw pct	.725	.738
F-Throws made per game	13.7	15.7
Rebounds	570	614
Rebounds per game	35.6	38.4
Rebounding margin	-2.8	-
Assists	183	158
Assists per game	11.4	9.9
Turnovers	246	319
Turnovers per game	15.4	19.9
Turnover margin	+4.6	-
Assist/turnover ratio	0.7	0.5
Steals	161	121
Steals per game	10.1	7.6
Blocks	61	68
Blocks per game	3.8	4.3
Winning streak	3	-
Home win streak	3	-
Attendance	33933	35576
Home games-Avg/Game	8-4242	8-4447
Neutral site-Avg/Game	-	0-0

Team Results

Date	Opponent		Score	Att.
01/04/2024	Tennessee	L	67-75	2928
01/07/2024	at Texas A&M	L	44-66	5953
01/11/2024	at Ole Miss	L	55-58	2350
01/14/2024	LSU	W	67-62	7720
01/18/2024	at Vanderbilt	L	50-53	1848
01/21/2024	Alabama	W	78-65	6075
01/29/2024	Georgia	W	67-49	3165
02/01/2024	South Carolina	L	54-76	4814
02/04/2024	at Arkansas	L	72-74	4450
02/11/2024	at Missouri	W	70-59	4480
02/15/2024	Kentucky	W	78-50	2653
02/18/2024	at Alabama	L	61-67	3569
02/22/2024	at LSU	L	66-71	11453
02/25/2024	Texas A&M	W	57-41	3760
02/29/2024	Mississippi St.	W	77-60	2818
03/03/2024	at Florida	W	77-74	1473



Yakiya Milton
Freshman • F • 6-4
Jacksonville, Fla.
Mandarin HS



Celia Sumbane
Junior • G • 6-2
Maputo, Mozambique
South Plains CC (TX)



JaMya Mingo-Young
Graduate • G • 5-8
Bogalusa, La.
Alabama



McKenna Eddings
Junior • G • 6-0
Williamsburg, Va.
Moberly Area CC (MO)



Kaitlyn Duhon
Sophomore • G • 5-10
Houston, Texas
Summer Creek HS




Sydney Shaw
Sophomore • G • 5-9
Miami, Fla.
DME Academy



Mar'Shaun Bostic
Sophomore • G • 5-8
St. Louis, Mo.
Vashon HS



Taylen Collins
Senior • F • 6-1
Muldrow, Okla.
Oklahoma State



Kionna Gaines
Junior • G • 5-9
Columbus, Ga.
Clemson



Oyindamola Akinbolawa
Sophomore • C • 6-5
Lagos, Nigeria



Audia Young
R-Freshman • G • 5-9
Tallahassee, Fla.
Florida State Univ. HS




Honesty Scott-Grayson
Graduate • G • 5-9
Brick, N.J.
Baylor



Carsen McFadden
Senior • G • 5-7
Fairview, Texas
Lovejoy HS



Savannah Scott
Freshman • C • 6-4
Conway, Ark.
Conway HS



Timya Thurman
Freshman • C • 6-5
Linden, Ala.
Linden HS



Johnnie Harris
Head Coach (3rd year)
Pine Bluff, Ark.
Arkansas Baptist (1996)



Fred Williams
Associate Head Coach
Inglewood, Calif.
Boise State (1979)



Damitria Buchanan
Associate Head Coach
Houston, Texas
Texas A&M (2010)



Ketara Chapel
Assistant Coach
Temple, Texas
Mississippi State (2017)



Alex Stewart
Assistant Coach
Norcross, Ga.
Georgia Tech (2003)



Savannah Carter
Assistant Coach
Tulsa, Okla.
Mississippi State (2015)