



2023-24 AUBURN WOMEN'S BASKETBALL

AUBURN ATHLETICS COMMUNICATIONS: 392 SOUTH DONAHUE DRIVE || AUBURN, AL 36830 || AUBURNTIGERS.COM || @AUBURNWBB

2023-24 SCHEDULE/RESULTS

20-11, 8-8 SEC

DATE	OPPONENT	TIME/TV/RESULT
Oct. 30	WEST GEORGIA (exh.)	W 77-49
Nov. 2	COLUMBUS STATE (exh.)	W 94-65
Nov. 6	JACKSONVILLE STATE	W 78-49
Nov. 9	LOUISIANA-LAFAYETTE	W 60-54
Nov. 12	at Rutgers	W 76-56
Nov. 17	CALIFORNIA	L 53-67
Nov. 20	at UCF	L 53-60
Nov. 26	ALABAMA A&M	W 68-45
Nov. 30	1-CLEMSON	W 83-53
Dec. 3	at UAB	W 72-62
Dec. 10	at Little Rock	W 58-45
Dec. 13	ALABAMA STATE	W 94-37
Dec. 16	NORFOLK STATE	W 67-39
Dec. 20	(RV) WASHINGTON STATE	W 69-62
Dec. 31	NORTH ALABAMA	W 79-58
Jan. 4	* TENNESSEE	L 67-75
Jan. 7	* at Texas A&M	L 44-66
Jan. 11	* at Ole Miss	L 55-58
Jan. 14	* (7/4) LSU	W 67-62
Jan. 18	* at (RV) Vanderbilt	L 50-53
Jan. 21	* ALABAMA	W 78-65
Jan. 29	* GEORGIA	W 67-49
Feb. 1	* (1) SOUTH CAROLINA	L 54-76
Feb. 4	* at Arkansas	L 72-74
Feb. 11	* at Missouri	W 70-59
Feb. 15	* KENTUCKY	W 78-50
Feb. 18	* at Alabama	L 61-67
Feb. 22	* at (13/10) LSU	L 66-71
Feb. 25	* TEXAS A&M	W 57-41
Feb. 29	* MISSISSIPPI STATE	W 77-60
Mar. 3	* at Florida	W 77-74
Mar. 7	2-vs. Arkansas	W 67-48
Mar. 8	2-vs. #8/5 LSU	L 48-78
Mar. 21	3-vs. Arizona	ESPN2 6 pm

All times Central. Home Games in **BOLD CAPS**.

* SEC Game

1-ACC/SEC Challenge

2-SEC Tournament (Greenville, S.C.)

3-NCAA Tournament (Storrs, Conn.)

+ = SEC Network + / WatchESPN.com / ESPN App

AUBURN ATHLETICS COMMUNICATIONS

WES TODDAssistant Director/WBB Contact

..... wlt0006@auburn.edu

.....C: 334-750-5682

MORGYN JONES Student Assistant

.....mkj0020@auburn.edu



GAME 32

Arizona (17-15)

Thursday, March 21, 2024 • 6 p.m. CT/7 p.m. ET
NCAA Tournament - First Four



Site Storrs, Conn.
 Venue Gampel Pavilion (10,167)
 TV ESPN2 (Pam Ward, Christy Winters-Scott)
 Radio AU100 (100.3 FM) (Brit Bowen, Larry DiChiara)
 Live Audio AuburnTigers.com | Auburn Athletics app
 Live Stats statbroadcast.com
 Twitter @AuburnWBB
 Series Record Auburn leads 1-0
 at Neutral Sites Auburn leads 1-0
 Last Meeting Auburn 69, Arizona 66 (Dec. 19, 2000, in San Juan, P.R.)

GAMEDAY BREAKDOWN

AUBURN TIGERS

Rankings.....AP: NR | Coaches: NR | Seed: 11
 2023-24 Record 20-11
 SEC 8-8
 Home 14-3
 Away 5-7
 Neutral 1-1
 Streak L1
 Head Coach Johnnie Harris
 Record at AU (Yrs.) 46-44 (3rd)
 Overall Record (Yrs.) Same
 Record vs. Arizona 0-0
 Last Game lost to #8/5 LSU, 78-48

ARIZONA WILDCATS

Rankings.....AP: NR | Coaches: NR | Seed: 11
 2023-24 Record 17-15
 PAC-12 8-10
 Home 10-5
 Away 4-7
 Neutral 3-3
 Streak L1
 Head Coach Adia Barnes
 Record at UA (Yrs.) 149-99 (8th)
 Overall Record (Yrs.) Same
 Record vs. Auburn 0-0
 Last Game lost to #5/8 USC, 65-62

STARTERS FROM LAST GAME



JAMYA MINGO-YOUNG
G • GR • 5-8
Bogalusa, La.

PPG: 8.9
RPG: 4.8
APG: 3.8



SYDNEY SHAW
G • SO • 5-9
Miami, Fla.

PPG: 6.5
RPG: 2.5
APG: 0.9



TAYLEN COLLINS
F • SR • 6-0
Muldrow, Okla.

PPG: 8.0
RPG: 6.4
APG: 0.8



HONESTY SCOTT-GRAYSON
G • GR • 5-8
Brick, N.J.

PPG: 17.4
RPG: 4.2
APG: 2.3



SAVANNAH SCOTT
C • FR • 6-4
Conway, Ark.

PPG: 4.7
RPG: 3.6
APG: 0.2

OFF THE BENCH

No.	Pos.	Name	Ht.	Year	PPG	RPG	Hometown
0	F	Yakiya Milton	6-4	Fr.	1.2	2.0	Jacksonville, Fla.
1	F	Celia Sumbane	6-0	Jr.	3.7	2.8	Maputo, Mozambique
3	G	McKenna Eddings	6-0	Jr.	4.7	1.4	Williamsburg, Va.
4	G	Kaitlyn Duhon	5-10	So.	5.4	2.7	Houston, Texas
12	G	Mar'Shaun Bostic	5-9	Jr.	5.8	1.8	St. Louis, Mo.
15	G	Kionna Gaines	5-9	Jr.	0.0	0.6	Columbus, Ga.
20	C	Oyindamola Akinbolawa	6-5	So.	2.2	1.8	Lagos, Nigeria
21	G	Audia Young	5-7	R-Fr.	1.4	0.6	Tallahassee, Fla.
24	G	Carsen McFadden	5-7	Sr.	0.5	0.2	Fairview, Texas
32	C	Timya Thurman	6-5	Fr.	1.0	0.5	Linden, Ala.

Head Coach: Johnnie Harris (3rd season at Auburn)

Assistants: Fred Williams, Damitria Buchanan, Ketara Chapel, Savannah Carter, Alex Stewart

#WarEagle
#TheRise



AuburnTigers.com



@AuburnWBB | @AuburnTigers
@CoachJ_AU | @coachjharris



/AuburnWBB
/AuburnTigers

TEAM SCHEDULE AND MEDIA AVAILABILITY >> MARCH 18-24 (times Central unless noted otherwise)

MONDAY March 18	TUESDAY March 19	WEDNESDAY March 20	THURSDAY March 21	FRIDAY March 22	SATURDAY March 23	SUNDAY March 24
PRACTICE 1:30-4:30 pm Neville Arena	MEDIA AVAILABILITY TBD TRAVEL to Hartford, Connecticut	In Storrs, Connecticut: PRESS CONFERENCE 12:25-1 p.m. ET PRACTICE 1:10-2:40 p.m. ET *1st 15 mins. open*	NCAA FIRST FOUR 7:00 ET Auburn vs. Arizona (ESPN2) Interviews postgame	PRESS CONFERENCE 3:45-4:20 p.m. ET PRACTICE 4:30-6 p.m. ET *1st 15 min. open*	NCAA FIRST ROUND 3:30 ET Auburn vs. Syracuse (ESPN2) Interviews postgame	PRESS CONFERENCE 1:25-2 p.m. ET PRACTICE 2:10 p.m. ET *CLOSED TO MEDIA*

AUBURN ATHLETICS COMMUNICATIONS SERVICES

QUICK FACTS

AUBURNTIGERS.COM

For updated game notes, statistics and all the latest information on Auburn basketball and gameday activities, go to AuburnTigers.com.

INTERVIEW POLICIES

- Practices are open to the public and media; however, media are strongly encouraged to notify Wes Todd if they are planning to attend.
- Coach Harris, assistant coaches and student-athletes are available for phone, virtual and in-person interviews by contacting Wes Todd in the athletic communications office.
- Following home games, interviews with Coach Harris and selected players will be conducted in the Neville Arena media room following radio/TV obligations. Players will go first, followed by Coach Harris. Visiting players and coaches should be requested through the opponent SID.
- Interviews following road contests will be conducted by request of the home team's media; postgame interviews with Coach Harris can be heard on the Auburn Sports Network radio broadcast.

CREDENTIALS

--Anyone wishing to cover Auburn women's basketball should contact Wes Todd in the communications office at least 24 hours in advance. Game credentials will be held at media will call, **which will move back to the scholarship entrance for the 2023-24 season.** There will be no season credentials. Parking passes are not needed. A concession voucher will be provided on request, and soft drinks/water are available in the media room.

GAME DAY SERVICES

- Media seating is available on a first-come, first-served basis on the press row table across from the team benches. At least 5-6 seats will be available for media each game. Overflow media seating will be available at the top of sections 222-223.
- Printed flip cards will be available in the media room. All other information (game notes, stats, etc.) will be available on AuburnTigers.com and StatBroadcast.com. Wireless internet (AU Open) is available in the arena.
- Photo/video work space will be provided in the media room.

VIDEO SERVICES

FTP feeds of selected Auburn basketball highlights are available for the media. Highlights and postgame press conference video will be posted following each game to ImagenCloud; visit auburn.imagencloud.com to register.

COMMUNICATIONS STAFF

- Wes Todd Women's Basketball contact
cell: 334-750-5682
email: wlt0006@auburn.edu
- Kirk Sampson Associate AD
cell: 334-750-1385
email: sampska@auburn.edu

GENERAL INFORMATION

Location..... Auburn, Ala.
Founded 1856
Enrollment..... 31,526
Nickname Tigers
Colors..... Burnt Orange and Navy Blue
Facility (Capacity) Neville Arena (9,121)
President Dr. Christopher Roberts
Director of Athletics John Cohen
WBB Administrator/SWA Djenane Paul
Faculty Representative Dr. Duane Brandon

WOMEN'S BASKETBALL HISTORY

First Year of Varsity Women's Basketball 1971
All-Time Record (Years)..... 997-561 (53rd)
All-Time SEC Record (since 1981) 255-297
All-Time Home Record 521-171
at Neville Arena (since 2010)..... 134-77
NCAA Tournament Appearances..... 22
Last NCAA App./Result..... 2019 - First Round
SEC Regular-Season Championships 5
..... 1981, 1987, 1988, 1989, 2009
SEC Tournament Championships..... 4
..... 1981, 1987, 1990, 1997

COACHING & SUPPORT STAFF

Head Coach Johnnie Harris
Alma Mater, Year Arkansas Baptist, 1996
Overall Record 46-44 / 3rd year
Auburn Record 46-44 / 3rd year
Assoc. Head Coach/Def. Coord. Fred Williams
Assoc. Head Coach/Off. Coord..... Damitria Buchanan
Assistant Coach/Recruiting Ketara Chapel
Assistant Coach/Chief of Staff Alex Stewart
Assistant Coach/Player Development..... Savannah Carter
Dir. of Program Relations, Ops, Events Tra'Cee Tanner
Director of Creative Content Connor Putnam
Director of Student-Athlete Success..... Reneisha Bolden
Special Assistant to the Head Coach..... Ankara McNeil
Strength & Conditioning Coach Jen Jones
Athletic Trainer..... Rosemary Ragle
Video Coordinator..... DeQuann "DQ" Gordon

GAMEDAY EXPERIENCE: NEVILLE ARENA

>> Neville Arena is in its 13th season as home of Auburn Basketball. The Tigers are 134-77 since moving to the Arena in 2010-11. The facility seats 9,121 for basketball and also hosts Auburn volleyball and gymnastics.



TEAM INFORMATION

2022-23 Record 16-15
2022-23 SEC Record 5-11
SEC Finish..... 10th
Postseason WNIT Second Round
Starters Returning/Lost 2/3
Letterwinners Returning/Lost 6/8
Newcomers..... 8

Series History vs. NCAA Opponents

Auburn vs. Arizona 1-0 (1.000)

In Auburn: 0-0

--At Neville Arena: 0-0

In Tucson: 0-0

Neutral Sites: 1-0

Trend: Auburn won the only previous meeting

Dec. 19, 2000 W 69-66 San Juan, P.R.

Auburn vs. Syracuse 5-0 (1.000)

In Auburn: 2-0

--At Neville Arena: 0-0

In Syracuse: 2-0

Neutral Sites: 1-0

Trend: Auburn has won all five previous meetings

Feb. 18, 1988 W 87-70 Syracuse

Dec. 17, 1988 W 80-48 Auburn

Dec. 28, 1988 W 76-52 Miami, Fla.

Nov. 29, 2001 W 58-55 Auburn

Dec. 19, 2004 W 48-35 Syracuse

Auburn vs. Connecticut 1-4 (.200)

In Auburn: 0-1

--At Neville Arena: 0-0

In Storrs/Hartford: 1-2

Neutral Sites: 0-1

Trend: UConn has won the last four meetings

Jan. 18, 1980 W 76-75 (OT) Storrs

Dec. 9, 1990 L 63-67 Storrs

Dec. 8, 1993 L 55-64 Auburn

March 20, 1994 L 59-81 Storrs*

March 23, 2004 L 53-79 Bridgeport, Conn.*

*NCAA Tournament

Auburn vs. Jackson State 3-2 (.600)

In Auburn: 3-0

--At Neville Arena: 0-0

In Jackson: 0-0

Neutral Sites: 0-2

Trend: Auburn has won the last three meetings

March 6, 1980 L 49-59 Jacksonville, Ala.

March 13, 1981 L 74-79 Tuscaloosa, Ala.

Feb. 7, 1985 W 83-57 Auburn

Dec. 1, 1993 W 105-40 Auburn

Dec. 6, 2006 W 84-45 Auburn

Auburn Women's Basketball Quick Hitters

- Auburn is making its 22nd NCAA Tournament appearance and first under head coach Johnnie Harris
- Auburn is 30-21 all-time in the NCAA Tournament and has been national runner-up three times (1988, 1989, 1990)
- Auburn is an 11-seed for the third time (2008, 2017)
- This is Auburn's third trip to Connecticut for an NCAA Tournament; the Tigers visited Storrs in 1994 and Bridgeport in 2004
- Auburn is 1-0 all-time against Arizona, 5-0 all-time vs. Syracuse, 1-4 vs. Connecticut and 3-2 vs. Jackson State
- Arizona is the third Pac-12 school Auburn has faced this season (California, Washington State); the Tigers had not faced a Pac-12 school since 2013 before playing Cal on Nov. 17
- Auburn fell to Cal 67-53 and defeated Washington State 69-62 in this season's two previous games vs. the Pac-12
- This is Auburn's first appearance in the First Four, which began in 2022
- The Tigers won 20 regular season games and went .500 in SEC play for the first time since 2019
- Auburn's defense held SEC opponents an average of 11.4 points below their season scoring average
- Auburn won six SEC home games this year, the most at Neville Arena and second-most in program history (7-0 in 2009)
- Auburn is 17-1 this season when shooting at least 40%; 3-10 when they are below that mark
- The Tigers lead the SEC and are 15th in the nation in turnover margin (+5.6)
- Auburn averages 21.4 points off turnovers per game; the Tigers are 14-2 when scoring at least 20 points off turnovers
- Auburn won five road games this season, most since 2019 (10); the Tigers also won two SEC road games this season after winning a total of two SEC road games over the last four years
- Auburn's win over No. 4/7 LSU on Jan. 14 was its fourth over a top-25 opponent under Johnnie Harris
- Honesty Scott-Grayson was named SEC Player of the Week and USBWA Ann Meyers Drysdale National Player of the Week after her 21-point performance in the win over LSU
- Scott-Grayson scored a career-high 32 points on Senior Night in the Tigers' win over Mississippi State
- Scott-Grayson leads the Tigers with 17.4 points/game; 20.4 per game in SEC play (2nd SEC)
- Scott-Grayson scored 15+ points in 15 of 16 SEC games and has 20+ points 10 times this season
- In front of more than 6,000 fans, Auburn retired DeWanna Bonner's No. 24 prior to a 78-65 win over Alabama that snapped a nine-game losing streak to the Crimson Tide on Jan. 21
- The crowds vs. LSU (7,720) and Alabama (6,075) were the largest and third-largest crowds to see an Auburn women's basketball game at Neville Arena
- Three of the four largest women's basketball crowds in Neville Arena history have come this season
- Taylen Collins leads Auburn in rebounds (6.4/game) and has three double-doubles this season, including a season-high 19 points and 11 rebounds in the win over Kentucky
- JaMya Mingo-Young made 29 consecutive free throws from the UAB game Dec. 3 until finally missing on her third attempt at Texas A&M Jan. 7
- Mingo-Young went 12-for-12 at the free-throw line in the win over Norfolk State; that tied an Auburn record for single-game free throws without a miss
- Mar'Shaun Bostic scored a season-high 18 points and had a career-high 9 assists in the win at Florida on March 3
- Auburn is in its 53rd season of women's basketball and has 997 program wins
- Johnnie Harris is in her third season as head coach at Auburn
- In SEC preseason polls, Auburn was picked to finish 12th by both the media and the league's coaches; the Tigers finished seventh.

Moving On Up (Auburn/SEC Career Milestone Watch) . . .

- **Honesty Scott-Grayson** is 11th in Auburn history with 1,587 points (at Auburn) with Angie Hannah; needs 14 to tie for 10th (Alli Smalley, 1,601).
- **Honesty Scott-Grayson** is 20th in Auburn history with 227 assists, needs 9 to tie for 19th (Nitasha Brown, 236)
- **Honesty Scott-Grayson** has 1,661 career points (1,587 at Auburn + 74 at Baylor)
- **Honesty Scott-Grayson** is 7th in Auburn history in career scoring average (14.4 ppg)
- **Honesty Scott-Grayson** is 10th in Auburn history with 125 made 3-pointers; needs 9 to tie for 9th (Daisa Alexander, 130)
- **Honesty Scott-Grayson** is 5th among active scoring leaders in the SEC (1,587)
- **Honesty Scott-Grayson** is 20th among active rebounds leaders in the SEC (487)
- **Honesty Scott-Grayson** is 7th among active steals leaders in the SEC (194)
- **JaMya Mingo-Young** is 19th among active scoring leaders in the SEC (969)
- **JaMya Mingo-Young** is 5th among active assists leaders in the SEC (321)
- **JaMya Mingo-Young** is 14th among active rebounds leaders in the SEC (569)
- **JaMya Mingo-Young** is 6th among active steals leaders in the SEC (195)
- **JaMya Mingo-Young** needs 31 points for 1,000 in her career (Mississippi State + Alabama + Auburn)
- **Mar'Shaun Bostic** is 9th among active steals leaders in the SEC (130)
- **Taylen Collins** needs 1 point for 1,000 in her career (Oklahoma State + Auburn)
- **Auburn** needs 3 more wins to reach 1,000 in program history

OPENING TIP

» Auburn returns to the NCAA Tournament for the first time in five years and the 22nd time overall, traveling to Storrs, Connecticut, for the First Four and first and second rounds. The Tigers, seeded 11th in the Portland 3 Regional, will face another 11-seed, Arizona, in the First Four at 6 p.m. CT Wednesday, March 21, at Gampel Pavilion on the University of Connecticut campus.

» Auburn enters postseason play at 20-11 overall and finished SEC play at 8-8, both the best marks for head coach Johnnie Harris in her third season on the Plains. Auburn advanced to the quarterfinals of the SEC Tournament earlier this month in Greenville, S.C., defeating Arkansas in the second round before falling to No. 8/5 LSU in the quarterfinal.

» Arizona enters the NCAA Tournament at 17-15 overall and went 8-10 in Pac-12 play. The Wildcats received an at-large bid.

ON THE AIR

» Brit Bowen and Larry DiChiara will have the radio call on AU100 (100.3 FM) beginning at 5:45 p.m. CT Thursday. The broadcast can also be heard on AuburnTigers.com and the Auburn Athletics app.

» Thursday's game can be seen on ESPN2 with Pam Ward and Christy Winters-Scott calling the action.

LAST TIME OUT

» Auburn fell behind early and could never recover in a 78-48 loss to No. 8/5 LSU in the SEC Tournament quarterfinals.

» McKenna Eddings led Auburn with a career-high 15 points, knocking down three 3-pointers. JaMya Mingo-Young and Sydney Shaw added eight points each.

» LSU opened the game on a 21-0 run and led 27-5 after one quarter as Auburn made just one of 17 shot attempts in the opening 10 minutes. The Tigers kept things closer in the second quarter but still trailed 43-19 at the half. Auburn outscored LSU in the fourth quarter 17-9.

UP NEXT

» With a win, Auburn would advance to the NCAA First Round and face No. 6 seed Syracuse. Game time would be 2:30 p.m. CT Saturday, March 23, in Storrs.

AN AUBURN WIN WOULD...

» Give Auburn its 21st win of the season.
 » Be the 998th win in program history.
 » Be Auburn's second win over a Pac-12 opponent this season.
 » Advance Auburn to the NCAA First Round.
 » Be Auburn's first win in the NCAA Tournament as an 11-seed.
 » Improve Auburn to 4-2 in games played in Storrs and 5-3 in games played in the state of Connecticut.

AUBURN IN THE NCAA TOURNAMENT

» Auburn is making its 22nd appearance in the NCAA Tournament, its first since 2019.

» The Tigers are 30-21 all-time in the NCAA Tournament. Auburn has advanced to three Final Fours, finishing as national runner-up each time (1988, 1989, 1990).

» Auburn's last time advancing to the regional

round came in 1996, when the Tigers defeated Hawaii and Colorado in the first two rounds to advance to the West Regional in Seattle. The Tigers then defeated Penn State before falling to Stanford in the regional final.

» Auburn's last appearance in the NCAA Tournament came in 2019, when the Tigers were a No. 10 seed in the Chicago Region. Auburn went to Stanford, Calif., for the first round, falling to No. 7 seed BYU 73-64.

AUBURN VS. ARIZONA

» This will be the second meeting between Auburn and Arizona. The teams previously met Dec. 19, 2000, in San Juan, Puerto Rico, where Auburn won 69-66.

» In that game, Lori Nero led Auburn with 20 points and 8 rebounds, and Tasha Hamilton added 17 points.

AUBURN IN CONNECTICUT

» Auburn is 4-3 in the state of Connecticut with five of those previous seven games coming in Storrs.

» The last three games in the Nutmeg State have been in the NCAA Tournament. Auburn fell to UConn on their home floor in the 1994 Sweet 16. The Tigers then traveled to Bridgeport for the 2004 First and Second Rounds, defeating NC State before falling to UConn in the second round.

» The trip to Bridgeport in 2004, Auburn's last visit to the state, was significant in two ways. Auburn's game against NC State was the first NCAA Tournament game for current Auburn head coach Johnnie Harris, at that time in her first season as an assistant coach for the Wolfpack. Two days later, the Tigers' loss to UConn was the final game for Hall-of-Fame Auburn coach Joe Ciampi.

AUBURN GAMES IN CONNECTICUT

Date	Opponent	Location	Score
1/18/80	Connecticut	Storrs	W 76-75 (OT)
1/19/80	Temple	Storrs	W 69-62
12/8/90	St. Joseph's	Storrs	W 74-55
12/9/90	Connecticut	Storrs	L 63-67
*3/20/94	Connecticut	Storrs	L 59-81
*3/21/04	NC State	Bridgeport	W 79-59
*3/23/04	Connecticut	Bridgeport	L 53-79
*NCAA Tournament			

SCOUTING AUBURN

» Auburn is 20-11 overall and finished 8-8 in SEC play.

» The Tigers have five total road wins this season, the most since winning 10 times on the road in 2018-19.

» Auburn has five top-50 wins this year, defeating NET No. 8 LSU, No. 29 Washington State, No. 32 Alabama, No. 41 Texas A&M and No. 47 Mississippi State.

» The Tigers are 17-1 this season when shooting at least 40% from the field.

» First-team All-SEC selection Honesty Scott-Grayson scored 15+ points in 15 of 16 SEC games this season and 20+ points 10 times overall, including a stretch of five straight games. She scored a career-high 32 points on Senior Night in a win over Mississippi State. Previously, she matched a then-career high with 31 points vs. No. 1 South Carolina on Feb. 1. She followed that up with a 27-point performance at Arkansas, then a 24-point night at Missouri. She was named SEC Player of the

SEC STANDINGS & SCHEDULE*(pre-NCAA Tournament)*

	SEC Games			All Games		
	W	L	Pct.	W	L	Pct.
^South Carolina	16	0	1.000	32	0	1.000
LSU	13	3	.813	28	5	.848
Ole Miss	12	4	.750	23	8	.742
Alabama	10	6	.625	23	9	.719
Tennessee	10	6	.625	19	12	.613
Vanderbilt	9	7	.563	22	9	.710
AUBURN	8	8	.500	20	11	.645
Mississippi St.	8	8	.500	21	11	.656
Texas A&M	6	10	.375	19	12	.613
Arkansas	6	10	.375	18	14	.563
Florida	5	11	.313	16	15	.516
Kentucky	4	12	.250	12	20	.375
Georgia	3	13	.188	12	19	.387
Missouri	2	14	.125	11	19	.367

NCAA TOURNAMENT**First Four - Wednesday, March 20**

8 pm - Vanderbilt vs. Columbia (Blacksburg, Va.)

First Four - Thursday, March 21

6 pm - Auburn vs. Arizona (Storrs, Conn.)

First Round - Friday, March 22

1 pm - Sacred Heart/Presbyterian at South Carolina
 3 pm - Rice at LSU
 4:30 pm - Alabama vs. Florida State (Austin, Texas)
 9:30 pm - Nebraska vs. Texas A&M (Corvallis, Ore.)

First Round - Saturday, March 23

11 am - Tennessee vs. Green Bay (Raleigh, N.C.)
 3:45 pm - Ole Miss vs. Marquette (South Bend, Ind.)

WBIT**First Round - Thursday, March 21**

6 pm - St. John's at Florida
 6:30 pm - Arkansas at Tulsa
 TBA - Georgia Tech at Mississippi State

Auburn NCAA Tournament History

All-Time Record: 30-21**Best Finish: National Runner-Up (1988, 1989, 1990)****1982 (No. 7 Seed - East Regional)**

Cheyney State L 64-75 1st Cheyney, Pa.

1983 (No. 5 Seed - Midwest Regional)

Missouri W 89-76 1st Auburn, Ala.

Louisiana Tech L 54-81 RS Ruston, La.

1985 (No. 3 Seed - Midwest Regional)

Memphis State W 82-64 1st Auburn, Ala.

NE Louisiana L 71-76 RS Monroe, La.

1986 (No. 3 Seed - Midwest Regional)

Southern Illinois W 61-39 2nd Auburn, Ala.

Ole Miss L 55-56 (OT) RS Austin, Texas

1987 (No. 1 Seed - Mideast Regional)

Illinois W 92-58 2nd Auburn, Ala.

Old Dominion W 77-61 RS Knoxville, Tenn.

Tennessee L 61-77 RF Knoxville, Tenn.

1988 (No. 1 Seed - Mideast Regional)

Penn State W 94-66 2nd Auburn, Ala.

Georgia W 68-65 RS Athens, Ga.

Maryland W 103-74 RF Athens, Ga.

Long Beach St. W 68-55 FF Tacoma, Wash.

Louisiana Tech L 54-56 NC Tacoma, Wash.

1989 (No. 1 Seed - Mideast Regional)

Temple W 88-54 2nd Auburn, Ala.

Clemson W 71-60 RS Auburn, Ala.

Ole Miss W 77-51 RF Auburn, Ala.

Louisiana Tech W 76-71 FF Tacoma, Wash.

Tennessee L 60-76 NC Tacoma, Wash.

1990 (No. 2 Seed - Mideast Regional)

Tennessee Tech W 73-54 2nd Auburn, Ala.

Vanderbilt W 89-67 RS Iowa City, Iowa

Washington W 76-50 RF Iowa City, Iowa

Louisiana Tech W 81-69 FF Knoxville, Tenn.

Stanford L 81-88 NC Knoxville, Tenn.

1991 (No. 3 Seed - Mideast Regional)

Holy Cross W 84-58 2nd Auburn, Ala.

Vanderbilt W 58-45 RS Knoxville, Tenn.

Tennessee L 65-69 RF Knoxville, Tenn.

1992 (No. 3 Seed - Mideast Regional)

Louisville W 66-61 2nd Auburn, Ala.

Iowa L 50-63 RS Iowa City, Iowa

1994 (No. 9 Seed - East Regional)

Virginia Tech W 60-51 2nd Blacksburg, Va.

Connecticut L 59-81 RS Storrs, Conn.

1996 (No. 6 Seed - West Regional)

Hawaii W 73-53 1st Boulder, Colo.

Colorado W 68-61 (OT) 2nd Boulder, Colo.

Penn State W 75-69 RS Seattle, Wash.

Stanford L 57-71 RF Seattle, Wash.

1997 (No. 7 Seed - Mideast Regional)

Louisville W 68-65 1st Ruston, La.

Louisiana Tech L 48-74 2nd Ruston, La.

1999 (No. 5 Seed - East Regional)

Texas W 69-61 1st Blacksburg, Va.

Virginia Tech L 61-76 2nd Blacksburg, Va.

2000 (No. 7 Seed - Midwest Regional)

SW Missouri St. W 78-74 1st State College, Pa.

Penn State L 69-75 2nd State College, Pa.

2004 (No. 7 Seed - East Regional)

NC State W 79-59 1st Bridgeport, Conn.

Connecticut L 53-79 2nd Bridgeport, Conn.

2008 (No. 11 Seed - West Regional)

Geo. Washington L 56-66 1st Stanford, Calif.

2009 (No. 2 Seed - Oklahoma City Regional)

Lehigh W 85-49 1st Piscataway, N.J.

Rutgers L 52-80 2nd Piscataway, N.J.

2016 (No. 9 Seed - Dallas Regional)

St. John's W 68-57 1st Waco, Texas

Baylor L 52-84 2nd Waco, Texas

2017 (No. 11 Seed - Lexington Regional)

NC State L 48-62 1st Austin, Texas

2019 (No. 10 Seed - Chicago Regional)

BYU L 64-73 1st Stanford, Calif.

Week after a 21-point performance in the win over LSU, then matched that output with 21 in the win over Georgia. She leads the team with 17.4 points/game and also averages 4.3 rebounds and 2.3 assists. She averaged 20.4 points/game in SEC play (2nd in SEC), and has scored in double figures in 26 games this year.

» JaMya Mingo-Young leads Auburn with 4.0 assists/game, and she is second on the team with 8.9 points/game. She is fifth in the SEC and 36th nationally in assist/turnover ratio (2.2). She is also third in the league in free-throw percentage (84.4%) and made 29 consecutive free throws from the UAB game Dec. 3 until finally missing at Texas A&M Jan. 7. Mingo-Young equaled a season-high with 16 points at LSU, scoring all 16 in the second half in a return to her home state. She also had 16 points against Clemson, hitting 9-of-11 free throw attempts, then matched her scoring output with 16 against Norfolk State and tied an Auburn record going 12-for-12 at the free-throw line. She made the highlight-reel play of the season to clinch the win over LSU, stealing the ball from Angel Reese and drawing a foul with 10 seconds to play and Auburn leading by 2, then sinking both free throws to secure the win.

» Senior Taylen Collins scored a season-best 19 points and had 11 rebounds in the win over Kentucky for her third double-double of the year. Collins had a huge second half to spark the comeback win over UL-Lafayette on Nov. 9 with all nine of her points and 8 of 14 rebounds coming after halftime, and she had a then-season high 17 points vs. Alabama State. She recorded her first Auburn double-double with 10 points and 10 rebounds vs. Alabama A&M, then got her first in SEC play with 12 points and 11 rebounds at Arkansas. She averages 8.0 points and a team-leading 6.4 rebounds.

» Junior Mar'Shaun Bostic had the one of the best all-around games of her career in the regular-season finale at Florida, scoring a season-best 18 points and dishing out a career-high 9 assists. She scored a then-season high 17 points on 7-11 shooting vs. Tennessee. She then had another big game against Clemson with 7 points, 4 assists and a career-high 5 steals.

» Sophomore Sydney Shaw scored a career-high 17 points at UCF and has hit double-figures in seven games. Shaw also led the Tigers with 15 points in the Alabama A&M win and scored 11 against Clemson. Shaw knocked down two key 3-pointers in the second half to help the Tigers pull away from Texas A&M; she shared the team lead with 10 points. She is fourth on the team with 6.3 points/game.

» Sophomore Kaitlyn Duhon started the season off with a bang, scoring 13 points along with 3 rebounds and 2 steals in the opener vs. JSU. She showed off her speed against Clemson, especially late in the first half, as she scored 10 points with 3 rebounds and 3 steals. She swiped a career-high 5 steals in just 10 minutes of action vs. Alabama State, and she has started 10 games.

» Freshman Savannah Scott has seen a resurgence since moving back into the starting lineup vs. Alabama. For the season, she averages 4.9 points and 3.6 rebounds, and she was SEC Freshman of the Week the opening week of the season after a double-double at Rutgers.

» Junior college transfer McKenna Eddings had a huge game in the win over Mississippi State,

scoring 13 points on 6-of-12 shooting and pulling down a career-high five rebounds, then followed that up with an 11-point, 5-rebound, 4-steal performance at Florida, then led the Tigers with 15 points in the SEC Tournament game vs. LSU. She averages 4.7 points off the bench and has made 24 3-pointers this year, third-most on the team.

SHUT IT DOWN

» Auburn's defense has been among the best in the SEC so far this year. In 16 SEC games, Auburn held opponents an average of 11.4 points below their season scoring average and held teams below their average in 15 of 16 games.

» The biggest example was Auburn's home win over No. 7 LSU where the visiting Tigers - at the time the nation's top scoring team - were held to 62 points, their lowest total of the season and nearly 26 points below their season average.

» 10 SEC opponents were held at least 10 points below their season average - LSU (25.9 and 16.9), Vanderbilt (15.9), Georgia (14.6), South Carolina (11.0), Missouri (11.3), Kentucky (14.5), Texas A&M (27.6) and Mississippi State (15.9).

PACKING THE HOUSE

» Auburn set a new total season attendance record for women's basketball with 55,169 fans through the gates at Neville Arena this season. The average attendance of 3,245 is the second-highest in program history as well.

» Neville Arena saw three of its four all-time largest women's basketball crowds in the first month of the 2024 SEC season.

» Auburn set a Neville Arena record when 7,720 fans filled the stands for the Tigers' upset win over No. 7/4 LSU on Jan. 14; it was the second-largest women's basketball crowd in Auburn history - on Jan. 25, 2009, a crowd of 12,067 packed Beard-Eaves Memorial Coliseum as the Tigers defeated No. 10 Tennessee 82-68 with the Lady Vols fresh off the 2008 national title.

» With 7,720 vs. LSU this year and 12,067 vs. Tennessee in 2009, the two largest crowds in Auburn women's basketball history have seen the Tigers defeat the defending national champions.

» Another huge crowd of 6,075 filed into Neville Arena as the Tigers retired DeWanna Bonner's No. 24 prior to a 78-65 win over Alabama on Jan. 21. That was the third-largest Auburn women's basketball crowd at Neville Arena and ranks 12th all-time.

» On Feb. 1, 4,814 fans were in attendance as the Tigers took on No. 1 South Carolina; it was the fourth-biggest crowd at Neville for women's hoops.

TOP FIVE WBB HOME ATTENDANCE - ALL VENUES

Date	Opponent	Attendance	Result
1/25/09	Tennessee	12,067 (BEMC)	W 82-68
1/14/24	LSU	7,720 (Arena)	W 67-62
1/23/11	Tennessee	7,536 (Arena)	L 53-73
1/6/89	Tennessee	7,150 (BEMC)	W 65-59
2/22/09	Georgia	7,006 (BEMC)	W 65-59

TOP FIVE NEVILLE ARENA WBB CROWDS

Date	Opponent	Attendance	Result
1/14/24	LSU	7,720	W 67-62
1/23/11	Tennessee	7,536	L 53-73
1/21/24	Alabama	6,075	W 78-65
2/1/24	South Carolina	4,814	L 54-76
1/1/12	Tennessee	4,269	L 52-73

TAKING DOWN THE CHAMPS

» Auburn earned one of the most significant wins in college basketball so far this season when the Tigers upset No. 7/4 LSU 67-62 on Jan. 14 at Neville Arena. A record crowd of 7,720 fans were on hand to watch Auburn end LSU's 16-game winning streak and take down the defending national champions.

» The win over LSU was Auburn's seventh all-time over a defending national champion.

WINS OVER DEFENDING NATIONAL CHAMPIONS

Date	Opponent	Location	Score
1/14/24	LSU	Auburn	67-62
3/7/09	Tennessee	Little Rock*	78-58
1/25/09	Tennessee	Auburn	82-68
3/2/97	Tennessee	Chattanooga*	61-59
3/5/90	Tennessee	Albany, Ga.*	78-77
3/31/89	Louisiana Tech	Tacoma#	76-71
1/9/88	Tennessee	Knoxville	71-68

*SEC Tournament #Final Four

DEFENSE CREATING OFFENSE

» On average, Auburn scores 21.7 points off opponent turnovers this season. When scoring at least 20 points off turnovers, the Tigers are 14-2, including 5-1 in SEC games (LSU 1-1, Missouri, Texas A&M, Mississippi State, Florida).

» Auburn forced Alabama State into 40 turnovers in a 94-37 win on Dec. 13 at home. It tied for the second-most turnovers forced by Auburn in program history and was the most against a Division I opponent.

» The Tigers scored 53 points off those 40 turnovers, the most since at least 2005-06 when records on that statistic are available.

» Under Harris, the Tigers have forced 25 or more turnovers nine times and 30 or more on four occasions.

» Auburn is 33-0 all-time when forcing 30 or more turnovers in a game.

» The Tigers have forced 20 or more turnovers in 18 games this year; Auburn is 13-5 in those games.

TURNOVERS FORCED - ALL-TIME TOP 10

Date	Opponent	Turnovers	Result
12/17/00	Puerto Rico-Mayaguez	45	W 106-25
12/13/23	Alabama State	40	W 94-37
2/14/95	Lynn	40	W 107-25
12/29/03	Alabama A&M	39	W 95-28
12/5/01	Tennessee State	39	W 96-46
11/11/16	Troy	38	W 61-52
12/22/11	Central Connecticut St.	37	W 49-40
11/14/08	at Alabama A&M	37	W 91-53
12/18/22	Samford	36	W 91-37
11/29/17	ULM	35	W 67-41
12/16/15	Winthrop	35	W 76-33

GRINCH MODE

» Auburn embraced the Christmas spirit - the Grinch's one of stealing, that is - in their win over Alabama State when they set a new program record with 28 steals in a 94-37 win. Senior Carsen McFadden swiped the record-breaking 25th steal in the 4th quarter.

» The previous Auburn record was 24 steals, tied most recently last season when the Tigers accomplished the feat against Samford on Dec. 19.

» Through games of Feb. 19, Auburn is one of 12 teams nationally to record at least 28 steals in a game and one of just three to do it against another Division I team. It was just the fifth time in the last

five years for a Division I team to record 25 or more steals against a DI opponent.

» The last SEC team to record at least at least 28 steals in a game, interestingly enough, was the 2013-14 Mississippi State Bulldogs - with then-assistant coach Johnnie Harris in her second year in Starkville. That team recorded 30 steals in a win over New Orleans. In that game, MSU was led with 7 steals by current Auburn assistant coach Savannah Carter, who filled the stat sheet with 10 points, 10 rebounds and 5 assists.

SINGLE-GAME STEALS - ALL-TIME TOP 10

Date	Opponent	Steals	Result
12/13/23	Alabama State	28	W 94-37
12/19/22	Samford	24	W 91-37
12/5/15	East Carolina	24	W 83-69
12/5/01	Tennessee State	24	W 96-46
12/21/04	Monmouth	23	W 73-44
12/7/03	Buffalo	23	W 82-32
12/17/00	Puerto Rico-Mayaguez	23	W 106-25
11/11/16	Troy	22	W 61-52
11/14/14	Troy	22	W 71-54
12/29/12	Samford	22	W 80-51

UP TO THE CHALLENGE

» Auburn's 83-53 win over Clemson Nov. 30 in the final game of the inaugural ACC/SEC Challenge clinched a 7-7 tie in the 14-game event.

» Auburn's 30-point margin of victory was also the largest by any team, men or women, in the three-day Challenge.

» With wins by the Auburn men over Virginia Tech Nov. 29 and the women over Clemson Nov. 30, Auburn was one of just four SEC schools to win both the men's and women's contests in the Challenge (Arkansas, Kentucky, South Carolina were the others).

POWER OVER POWER

» Blowout wins over Power 5 opponents have been rare. The 83-53 win over Clemson Nov. 30 was the largest margin of victory for Auburn against a major conference opponent since a 77-39 win over Alabama during the 2018-19 season.

» The Clemson win, along with a 76-56 win over Rutgers and a 28-point win over Kentucky, has given Auburn three wins of 20+ points over a major conference opponent this season; that hasn't happened since the 2008-09 season when the SEC Champion Tigers did it four times.

» Auburn has posted three wins over non-conference Power 5 opponents this season, the most since the 2008-09 season.

LAST 10 WINS OF 20+ VS. POWER 5 TEAMS

Date	Opponent	Location	Result
2/15/23	Kentucky	Auburn	W 78-50
11/30/23	Clemson	Auburn	W 83-53
11/12/23	Rutgers	Piscataway	W 76-56
2/17/19	Alabama	Auburn	W 77-39
12/31/17	Florida	Auburn	W 84-55
1/8/17	Ole Miss	Auburn	W 83-60
2/14/16	Florida	Auburn	W 80-58
3/4/15	Florida	Little Rock	W 71-49
1/16/14	Alabama	Tuscaloosa	W 61-39
1/10/13	Ole Miss	Auburn	W 76-52
2/23/12	Alabama	Auburn	W 81-40

Auburn in the SEC & NCAA Stats

(Thru games of March 17)

Category	Value	SEC	NCAA
Scoring Offense	66.6	12th	145th
Scoring Defense	58.5	2nd	53rd
Scoring Margin	+8.1	7th	74th
Free Throw Pct.	.706	9th	191st
Field Goal Pct.	.405	12th	175th
Field Goal Pct. Def.	.377	4th	46th
3-pt FG Pct.	.290	11th	252nd
3-pt FG Pct. Def.	.279	2nd	29th
Rebounds	37.1	11th	150th
Rebound Margin	+0.3	10th	181st
Blocks	4.0	8th	68th
Assists	12.8	10th	184th
Steals	10.4	2nd	34th
Turnover Margin	+5.3	1st	15th
Turnovers Forced	20.6	1st	15th
Assist/Turnover	0.84	10th	169th
3-Point FG Made	3.8	12th	325th

INDIVIDUALS (All Games)**Scoring**

Honesty Scott-Grayson	17.4	3rd	65th
-----------------------	------	-----	------

Rebounds

Taylen Collins	6.4	16th	--
----------------	-----	------	----

Field Goal Percentage

Honesty Scott-Grayson	.414	--	213th
-----------------------	------	----	-------

Assists

JaMya Mingo-Young	4.0	7th	114th
-------------------	-----	-----	-------

Free Throw Percentage

JaMya Mingo-Young	.844	3rd	63rd
Honesty Scott-Grayson	.778	13th	173rd

Steals

MarShaun Bostic	1.63	15th	--
-----------------	------	------	----

Assist/Turnover Ratio

JaMya Mingo-Young	2.2	5th	36th
-------------------	-----	-----	------

Offensive Rebounds

Taylen Collins	2.8	8th	--
----------------	-----	-----	----

INDIVIDUALS (SEC Games ONLY)**Scoring**

Honesty Scott-Grayson	20.4	2nd	--
-----------------------	------	-----	----

Rebounding

Taylen Collins	6.3	16th	--
----------------	-----	------	----

Field Goal Percentage

Honesty Scott-Grayson	.424	15th	--
-----------------------	------	------	----

Assists

JaMya Mingo-Young	3.4	10th	--
-------------------	-----	------	----

Free Throw Percentage

Honesty Scott-Grayson	.788	9th	--
-----------------------	------	-----	----

Steals

JaMya Mingo-Young	1.9	9th	--
Taylen Collins	1.7	12th	--

Assist/Turnover Ratio

JaMya Mingo-Young	1.6	7th	--
-------------------	-----	-----	----

Offensive Rebounds

Taylen Collins	2.9	8th	--
----------------	-----	-----	----

AUBURN HONOR ROLL

- » **Carson McFadden:** SEC Community Service Team
- » **Savannah Scott:** SEC Freshman of the Week (11/14)
- » **Honesty Scott-Grayson:** SEC Player of the Week (1/16); USBWA Ann Meyers Drysdale National Player of the Week (1/16); All-SEC First Team
- » **JaMya Mingo-Young:** "Best Moment" from "SEC Now" midseason superlatives (last-minute steal vs. LSU)

SEEING DOUBLE

- » Auburn's first double-double of the season came in game three as freshman Savannah Scott recorded 21 points and 11 rebounds in the Tigers' 76-56 win at Rutgers Nov. 12.
- » Senior Taylen Collins earned the first double-double of her Auburn career and her 12th overall with 10 points and 10 rebounds in a win over Alabama A&M Nov. 26.
- » Graduate student JaMya Mingo-Young recorded her first double-double as a Tiger and eighth of her career with 13 points, 10 rebounds and 7 assists in a win over North Alabama Dec. 31.
- » Collins recorded the second double-double of her Auburn career and first in SEC play with 12 points and 11 rebounds at Arkansas Feb. 4.
- » Mingo-Young picked up her second double-double of the season with 10 points and 11 rebounds in the Tigers' win at Missouri Feb. 11.
- » Collins earned her third of the season with a season-high 19 points along with 11 rebounds in a win over Kentucky Feb. 18.

POST ME UP, SCOTTIE

- » Freshman center Savannah Scott could not have asked for a better start to her Auburn career, scoring 50 points in her first three games.
- » For her efforts in the opening week of the season, where she led Auburn in scoring twice and recorded her first career double-double with 21 points and 11 rebounds in a win at Rutgers, Scott was named the season's first SEC Freshman of the Week.

WORKING OVERTIME

- » Auburn is 23-22 all-time in overtime games. The Tigers' last OT game was a 77-76 home win over Ole Miss on Jan. 22, 2023.

LAST 5 OVERTIME GAMES

Date	Opponent	Location	Result
1/22/23	Ole Miss	Auburn	W 77-76
1/6/22	at Missouri	Columbia	L 63-72
2/20/20	Mississippi State	Auburn	L 85-92
11/30/19	Dayton	Esteros, Fla.	W 76-74
2/3/19	Georgia	Auburn	W 59-58

NO. 24 NOW IN THE RAFTERS

- » Auburn women's basketball retired DeWanna Bonner's No. 24 prior to the Jan. 21 win over Alabama.
- » Bonner is Auburn's all-time leading scorer with 2,162 points and third in career rebounds with 1,047. She was the 2009 SEC Player of the Year and a two-time All-American, and is a 5-time WNBA All-Star.
- » Bonner's No. 24 is the fifth jersey retired by Auburn women's basketball, joining Carolyn Jones (No. 21), Ruthie Bolton (No. 25), Becky Jackson (No. 34) and Vickie Orr (No. 50).

TIGERS IN THE PROS

- » DeWanna Bonner, a 2009 Auburn graduate, completed her 14th season in the WNBA in 2023, her fourth with the Connecticut Sun. A five-time WNBA All-Star, Bonner helped lead the Sun to the WNBA semifinals, where they fell to the Las Vegas Aces.
- » Former Tiger Charlene Thomas-Swinson, who played at Auburn from 1984-87, was an assistant coach for the Las Vegas Aces, who won the 2022 and 2023 WNBA titles.
- » Unique Thompson, a 2021 graduate, is currently playing for Nadezhda Orenburg in Russia. Thompson was the No. 19 pick in the 2021 WNBA Draft by the Indiana Fever, and she signed a training camp contract with the Dallas Wings in 2022, but has not played in a WNBA regular-season game.

WELCOME TO THE FAMILY

- » The Tigers will welcome Jordan Hunter (5-8, G, Trussville, Ala./Hewitt-Trussville HS) and Syriah Daniels (6-0, G, Auburn, Ala./Auburn HS) to the Plains for the 2024-25 season. Daniels is the daughter of Marquis Daniels, former Auburn men's basketball player and current director of player development, and the late Shana Askew Daniels, a former Auburn women's basketball standout.

THIS, THAT AND THE OTHER

- » Two Tigers are wearing the SEC Graduate patch this season. Honesty Scott-Grayson graduated from Auburn in December 2022, and JaMya Mingo-Young earned her degree at Alabama in 2023 before transferring to the Plains.
- » Redshirt freshman Audia Young is part of the SEC Women's Basketball Leadership Council.
- » Young's No. 21 is technically retired, but the previous owner of that number - her mother, Carolyn Jones-Young - granted her permission to wear it at Auburn.
- » Graduate assistant DeQuann "DQ" Gordon earned his Master's degree in Auburn's December graduation; he is now the Tigers' video coordinator.

Johnnie Harris in the NCAA Tournament

NC STATE (Assistant Coach)

Year	Opponent	Round	Result
2004	Auburn	1st	L 59-79

TEXAS A&M (Assistant Coach)

Year	Opponent	Round	Result
2008	UTSA	1st	W 91-52
2008	Hartford	2nd	W 63-39
2008	Duke	Sweet 16	W 77-63
2008	Tennessee	Elite 8	L 45-53
2009	Evansville	1st	W 80-45
2009	Minnesota	2nd	W 73-42
2009	Arizona State	Sweet 16	L 69-84
2010	Portland State	1st	W 84-53
2010	Gonzaga	2nd	L 71-72
2011	McNeese State	1st	W 87-47
2011	Rutgers	2nd	W 70-48
2011	Georgia	Sweet 16	W 79-38
2011	Baylor	Elite 8	W 58-46
2011	Stanford	Final Four	W 63-62
2011	Notre Dame	Championship	W 76-70
2012	Albany	1st	W 69-47
2012	Arkansas	2nd	W 61-59
2012	Maryland	Sweet 16	L 74-81

MISSISSIPPI STATE (Associate Head Coach)

Year	Opponent	Round	Result
2015	Tulane	1st	W 57-47
2015	Duke	2nd	L 56-64
2016	Chattanooga	1st	W 60-50
2016	Michigan State	2nd	W 74-72
2016	Connecticut	Sweet 16	L 38-98
2017	Troy	1st	W 110-69
2017	DePaul	2nd	W 92-71
2017	Washington	Sweet 16	W 75-64
2017	Baylor	Elite 8	(OT) W 94-85
2017	Connecticut	Final Four	(OT) W 66-64
2017	South Carolina	Championship	L 55-67
2018	Nicholls State	1st	W 95-50
2018	Oklahoma State	2nd	W 71-56
2018	NC State	Sweet 16	W 71-57
2018	UCLA	Elite 8	W 89-73
2018	Connecticut	Final Four	(OT) W 91-89
2018	Notre Dame	Championship	L 58-61
2019	Southern	1st	W 103-46
2019	Clemson	2nd	W 85-61
2019	Arizona State	Sweet 16	W 76-53
2019	Oregon	Elite 8	L 84-88

TEXAS (Associate Head Coach)

Year	Opponent	Round	Result
2021	Bradley	1st	W 81-62
2021	UCLA	2nd	W 71-62
2021	Maryland	Sweet 16	W 64-61
2021	South Carolina	Elite 8	L 34-62

Auburn Player Stats in the NCAA Tournament

TAYLEN COLLINS

2023 (at OK State)	MP	FG-A	3FG-A	FT-A	O-D-R	PF	A	TO	BK	S	PTS
vs. Miami	32	1-6	0-0	1-2	7-9-16	3	0	1	1	1	3
2021 (at OK State)	MP	FG-A	3FG-A	FT-A	O-D-R	PF	A	TO	BK	S	PTS
vs. Wake Forest	29	3-3	0-0	0-2	1-2-3	1	2	1	2	1	6
vs. Stanford	18	3-6	0-0	0-1	0-5-5	1	1	2	1	3	6

HONESTY SCOTT-GRAYSON

2019 (at Baylor)	MP	FG-A	3FG-A	FT-A	O-D-R	PF	A	TO	BK	S	PTS
vs. Abilene Christian	19	2-6	1-2	2-2	1-3-4	1	1	1	1	0	7
vs. California	7	0-1	0-0	2-2	0-0-0	1	0	0	0	0	2
vs. South Carolina	1	1-1	0-0	0-0	0-0-0	0	0	0	0	1	2
vs. Iowa	1	0-0	0-0	4-4	0-0-0	0	0	0	0	0	4

Auburn Career Record Watch

Auburn Career Scoring

No.	Player	Years	Points
1.	DeWanna Bonner	2005-09	2,162
2.	Becky Jackson	1980-84	2,068
3.	Vickie Orr	1985-89	2,035
4.	Marianne Merritt	1975-79	1,979
5.	Carolyn Jones	1988-91	1,831
6.	Natasha Brackett	2001-05	1,716
7.	Janiah McKay	2015-19	1,647
8.	Brandy Montgomery	2013-17	1,644
9.	Mae Ola Bolton	1984-88	1,616
10.	Alli Smalley	2007-11	1,601
11.	Honesty Scott-Grayson	2020-pres.	1,587
12.	Angie Hannah	1978-82	1,583
13.	Unique Thompson	2017-21	1,540
14.	Tyrese Tanner	2010-14	1,515
14.	Le'Coe Willingham	1999-03	1,475
16.	Lori Monroe	1979-83	1,415
17.	Tasha Hamilton	1997-01	1,402
18.	Sherell Hobbs	2005-09	1,372
19.	Linda Godby	1986-90	1,365
20.	Tra'Cee Tanner	2012-16	1,327
21.	Debra Larkin	1981-85	1,310
22.	C.C. Hayden	1989-92	1,306
23.	Katie Frerking	2013-17	1,271
24.	Conswella Sparrow	1997-00	1,249
25.	Blanche Alverson	2009-13	1,244
	Brenda Hill	1981-85	1,222
27.	Daisa Alexander	2016-20	1,215
28.	Monique Morehouse	1992-96	1,191
29.	Lauretta Freeman	1989-93	1,188
30.	Hasina Muhammad	2001-15	1,184
	Sharon Stewart	1984-88	1,184
32.	Ruthie Bolton	1985-89	1,176
33.	Tiffany Krantz	1996-2000	1,136
34.	Samantha Williams	1992-96	1,106
35.	KeKe Carrier	2005-10	1,017
36.	Helene Baroodly	1983-87	1,011

Auburn Career Field Goals

No.	Player	Years	FG
1.	Becky Jackson	1980-84	864
	Vickie Orr	1985-89	864
3.	Marianne Merritt	1975-79	837
4.	DeWanna Bonner	2005-09	744
5.	Angie Hannah	1979-82	735
6.	Mae Ola Bolton	1984-88	697
7.	Carolyn Jones	1988-91	645
8.	Natasha Brackett	2001-05	641
9.	Brandy Montgomery	2013-17	627
10.	Unique Thompson	2017-21	605
--	Honesty Scott-Grayson	2020-pres.	578

Auburn Career Field Goal Attempts

No.	Player	Years	FGA
1.	Marianne Merritt	1975-79	1,795
2.	Brandy Montgomery	2013-17	1,689
3.	DeWanna Bonner	2005-09	1,633
4.	Vickie Orr	1985-89	1,528
5.	Natasha Brackett	2001-05	1,514
6.	Janiah McKay	2015-19	1,478
7.	Alli Smalley	2007-11	1,452
8.	Becky Jackson	1980-84	1,435
9.	Honesty Scott-Grayson	2020-pres.	1,430
10.	Angie Hannah	1979-82	1,396

Auburn Career Assists

No.	Player	Years	Assists
1.	Whitney Boddie	2005-09	603
2.	Renae Halbrooks	1978-82	593
3.	Helene Baroodly	1983-87	587
4.	Kristen Mulligan	1992-96	551
5.	Ruthie Bolton	1985-89	526
6.	Martha Monk	1979-81	525
7.	Chantel Tremitiere	1987-91	490
8.	Janiah McKay	2015-19	448
9.	Tiffany Krantz	1996-2000	414
10.	Debra Larkin	1981-85	386
11.	Samantha Williams	1991-96	323
12.	Nicole Louden	2001-05	311
13.	Katie Frerking	2013-17	307
14.	Alli Smalley	2007-11	303
15.	Morgan Toles	2009-11	267
16.	Najat Ouardad	2011-13	259
17.	Cindy Sagrera	1981-84	254
18.	Mae Ola Bolton	1984-88	252
19.	Nitasha Brown	2002-06	236
20.	Honesty Scott-Grayson	2020-present	227
21.	DeWanna Bonner	2005-09	226
22.	Tasha Hamilton	1997-2001	219
23.	Angie Hannah	1978-82	214
24.	Lynn Stevenson	1987-91	212
25.	LaRita Spencer	1999-2001	209
26.	Terryland Robinson	1989-93	207
27.	Diann McNeil	1984-88	202
28.	Justine Agbatan	1995-98	201
29.	Nancy Derrick	2000-04	200
	Sherell Hobbs	2005-09	200
--	Mar'Shaun Bostic	2021-present	185

Auburn Career Scoring Average

No.	Player	Years	Avg.
1.	Marianne Merritt	1975-79	20.4
2.	Carolyn Jones	1988-91	18.3
3.	Becky Jackson	1980-84	17.8
4.	DeWanna Bonner	2005-09	17.2
5.	Vickie Orr	1985-89	15.5
6.	Conswella Sparrow	1997-00	14.5
7.	Honesty Scott-Grayson	2020-present	14.4
8.	Unique Thompson	2017-21	14.1
9.	Natasha Brackett	2001-05	14.0
10.	C.C. Hayden	1989-92	13.6

Auburn Career 3-Pointers Made

No.	Player	Years	3FG
1.	Alli Smalley	2007-11	219
2.	Blanche Alverson	2009-13	213
3.	Brandy Montgomery	2013-17	205
4.	Tiffany Krantz	1996-00	184
5.	Natasha Brackett	2001-05	171
6.	Samantha Williams	1992-96	161
7.	Kristen Mulligan	1992-96	149
8.	Katie Frerking	2013-17	147
9.	Daisa Alexander	2016-20	130
10.	Honesty Scott-Grayson	2020-pres.	125

Auburn Career 3-Point Attempts

No.	Player	Years	3FGA
1.	Brandy Montgomery	2013-17	688
2.	Alli Smalley	2007-11	637
3.	Blanche Alverson	2009-13	618
4.	Natasha Brackett	2001-05	545
5.	Tiffany Krantz	1996-2000	520
6.	Katie Frerking	2013-17	518
7.	Samantha Williams	1992-96	500
8.	Daisa Alexander	2016-20	398
9.	Honesty Scott-Grayson	2020-pres.	397
10.	Kristen Mulligan	1992-96	370

Auburn Career Free Throws Made

No.	Player	Years	FT
1.	DeWanna Bonner	2005-09	600
2.	Janiah McKay	2015-19	443
3.	Carolyn Jones	1988-91	438
4.	Tyrese Tanner	2010-14	376
5.	Conswella Sparrow	1997-2000	346
	Le'Coe Willingham	1999-2004	346
7.	Becky Jackson	1980-84	340
8.	Unique Thompson	2017-21	329
9.	Vickie Orr	1985-89	307
10.	Honesty Scott-Grayson	2020-pres.	306

(11) ARIZONA

17-15 overall, 8-10 Pac-12



Nickname: Wildcats

Location: Tucson, Ariz.

Record: 17-15 overall, 8-10 Pac-12

Bid: Pac-12 At-Large

NCAA History: 11th appearance; 2021 NCAA Runner-Up

Last NCAA Appearance: 2023 (Second Round)

Coach: Adia Barnes

Series with Arizona: Auburn leads 1-0

Last Meeting: Auburn 69, Arizona 66 (Dec. 19, 2000, in San Juan, Puerto Rico)

Last Time Out for Arizona: Arizona fell to No. 5/8 USC 65-62 in the Pac-12 quarterfinal in Las Vegas on March 8.

Scouting Arizona: Arizona is making its 11th all-time NCAA Tournament appearance in 2024 and fourth straight under head coach Adia Barnes ... Arizona was the NCAA Runner-Up in 2020-21 ... The Wildcats went 17-15 overall and 8-10 in the Pac-12 ... Arizona ranks 7th nationally in steals per game with 11.6; that number leads the Pac-12 ... The Wildcats also lead the Pac-12 in turnover margin (+4.9) and turnovers forced per game (19.7) ... Point guard Helena Pueyo leads the Pac-12 and is 16th nationally in assist/turnover ratio (2.6) ... Pueyo is also the Pac-12 leader in steals per game (3.2) and ranks 10th nationally in that category ... Auburn and Arizona have three common opponents: Ole Miss (AU loss, AZ loss), Cal (AU loss, AZ 2 wins), and Washington State (AU win, AZ split) ... Arizona's final NET ranking was 35 with the nation's 12th-most difficult schedule.

2023-24 Schedule/Results

11/6	at New Mexico St.	W 68-57
11/10	Northern Arizona	W 87-64
11/12	Loyola Marymount	W 70-54
11/14	San Diego	W 79-66
11/18	vs Memphis	W 90-67
11/19	vs Ole Miss	L 47-56
11/20	vs South Dakota	W 61-52
12/2	at UNLV	L 53-72
12/7	at UC San Diego	W 81-38
12/13	Texas	L 75-88
12/17	at Arizona State	W 91-52
12/20	Gonzaga	L 69-81
12/31	Seattle	W 89-52
1/5	Colorado	L 74-75
1/7	Utah	OT W 71-70
1/12	at Oregon State	2OT L 70-73
1/14	at Oregon	L 68-70
1/19	at Washington	L 60-62
1/21	at Washington St.	L 57-78
1/26	California	W 66-55
1/28	Stanford	L 64-96
2/4	Arizona State	W 63-52
2/9	at UCLA	L 58-66
2/12	at USC	L 64-81
2/16	Washington St.	W 64-45
2/18	Washington	3OT W 90-82
2/23	at Stanford	W 68-61
2/25	at California	W 87-68
2/29	USC	2OT L 93-95
3/2	UCLA	L 41-61
3/6	vs Washington	W 58-50
3/7	vs USC	L 62-65

PROBABLE ARIZONA STARTERS

No.	Pos.	Name	Ht.	Cl.	PPG	RPG	Hometown
2	G	Jada Williams	5-8	Fr.	9.2	1.7	Kansas City, Mo.
4	G	Skylar Jones	6-0	Fr.	6.4	2.1	Chicago, Ill.
12	F	Esmery Martinez	6-2	Sr.	11.1	6.3	Hato Mayor del Rey, D.R.
13	G	Helena Pueyo	6-0	Sr.	9.4	3.7	Palma de Mallorca, Spain
25	C	Breya Cunningham	6-3	Fr.	7.8	4.8	Chula Vista, Calif.

Head Coach: Adia Barnes

Assistants: Salvo Coppa, Bett Shelby, Anthony Turner

(6) SYRACUSE

23-7 overall, 13-5 ACC



Nickname: Orange

Location: Syracuse, N.Y.

Record: 23-7 overall, 13-5 ACC

Bid: ACC At-Large

NCAA History: 13th appearance, 2016 NCAA Runner-Up

Last NCAA Appearance: 2021 (Second Round)

Coach: Felisha Legette-Jack

Series with Syracuse: Auburn leads 5-0

Last Meeting: Auburn 48, Syracuse 35 (Dec. 19, 2004, at Syracuse)

Last Time Out for Syracuse: The Orange fell to Florida State 78-65 in the ACC Tournament quarterfinals on March 8 in Greensboro, N.C.

Scouting Syracuse: Syracuse returns to the NCAA Tournament for the first time since 2021, their 13th overall appearance ... This is the first tournament appearance for head coach Felisha Legette-Jack at Syracuse ... Legette-Jack is in her 22nd season as a head coach with previous stops at Hofstra, Indiana and Buffalo ... The Orange went 23-7 overall and 13-5 in ACC play ... Syracuse leads the ACC and ranks sixth nationally in offensive rebounds per game (16.3) ... 5th-year guard Dyaisha Fair is one of the nation's top 3-point shooters, averaging 3.6 made treys per game - most in the ACC and third-most nationally ... Her 107 3-pointers made this year are second-most in the nation behind Iowa's Caitlyn Clark ... Fair averages 22.0 points per game, 10th in the nation ... Auburn and Syracuse have two common opponents: Alabama (AU split, SU win) and Clemson (both won) ... Former Tiger Alaina Rice averages 10.0 points for the Orange.

2023-24 Schedule/Results

11/7	Lafayette	W 75-41
11/10	Central Conn.	W 101-53
11/15	Coppin State	W 80-47
11/19	at Maryland	L 81-83
11/24	vs Northern Iowa	W 71-54
11/25	vs Iowa State	W 81-69
11/30	Alabama	W 79-73
12/4	Northeastern	W 79-57
12/9	at Ohio	W 82-62
12/18	Cornell	W 78-71
12/21	Saint Francis	W 85-43
12/31	Notre Dame	W 86-81
1/4	at North Carolina	L 51-75
1/7	Boston College	W 71-64
1/11	at Wake Forest	W 77-56
1/14	Clemson	W 83-82
1/18	Florida State	W 79-73
1/21	at Pittsburgh	W 72-59
1/25	at Notre Dame	W 79-65
1/28	Virginia Tech	L 62-75
2/1	at Louisville	L 69-81
2/4	at Boston College	W 75-63
2/8	Georgia Tech	W 62-59
2/11	Louisville	W 73-72
2/15	at Miami	W 71-60
2/18	at Virginia	W 85-79
2/22	Duke	L 45-58
2/25	Pittsburgh	W 63-53
2/29	at NC State	OT L 71-75
3/8	vs Florida State	L 65-78

PROBABLE SYRACUSE STARTERS

No.	Pos.	Name	Ht.	Cl.	PPG	RPG	Hometown
2	G	Dyaisha Fair	5-5	5th	22.0	4.7	Rochester, N.Y.
5	G	Georgia Woolley	6-0	Jr.	13.9	4.7	Brisbane, Australia
22	F	Kyra Wood	6-3	Jr.	6.3	6.7	Buffalo, N.Y.
23	F	Alyssa Latham	6-2	Fr.	8.7	7.1	Glenwood, Ill.
25	G	Alaina Rice	5-8	Gr.	10.0	5.3	Rockledge, Fla.

Head Coach: Felisha Legette-Jack

Assistants: Khyreed Carter, Sue Ludwig, Kristen Sharkey

(3) CONNECTICUT

29-5 overall, 18-0 Big East



Nickname: Huskies

Location: Storrs, Conn.

Record: 29-5 overall, 18-0 Big East

Bid: Big East automatic

NCAA History: 35th appearance; 11-time National Champions

Last NCAA Appearance: 2023 (Elite Eight)

Coach: Geno Auriemma

Series with UConn: UConn leads 4-1

Last Meeting: UConn 79, Auburn 53 (March 23, 2004, in Bridgeport, Conn.; NCAA Second Round). It was the final game of Hall-of-Fame Auburn head coach Joe Ciampi's career.

Last Time Out for UConn: The Huskies won their 22nd Big East Tournament title with a 78-42 win over Georgetown on March 12 in Uncasville, Conn.

Scouting UConn: The 11-time national champions are making their 35th straight tournament appearance ... UConn led the Big East in more categories than it didn't ... The Huskies rank second nationally in scoring margin (+24.5), third in field goal percentage (50.0%), fifth in assists (19.7) and sixth in assist/turnover ratio (1.5) ... Paige Bueckers has scored 725 points this year, 5th most in the nation ... Nika Muhl ranks 7th nationally in assists per game (6.4) ... Aaliyah Edwards ranks 14th nationally in field goal percentage (59.4%) ... Auburn and UConn had one common opponent; both lost by 22 points to No. 1 South Carolina.

2023-24 Schedule/Results

11/8	Dayton	W 102-58
11/12	at NC State	L 81-92
11/16	Maryland	W 80-48
11/19	Minnesota	W 62-44
11/24	vs UCLA	L 67-78
11/25	vs Kansas	W 71-63
12/3	at Texas	L 68-80
12/6	Ball State	W 90-63
12/10	vs North Carolina	W 76-64
12/16	Louisville	W 86-62
12/18	Butler	W 88-62
12/20	at Toronto Metro.	W 111-34
12/31	Marquette	W 95-64
1/3	at Creighton	W 94-50
1/7	at Georgetown	W 83-55
1/10	Providence	W 85-41
1/13	at St. John's	W 92-49
1/17	at Seton Hall	W 83-59
1/20	DePaul	W 88-51
1/23	at Marquette	W 85-59
1/27	Notre Dame	L 67-82
1/31	at Villanova	W 81-60
2/4	St. John's	W 78-63
2/7	Seton Hall	W 67-34
2/11	at South Carolina	L 65-83
2/14	at Xavier	W 86-40
2/16	Georgetown	W 85-44
2/19	Creighton	W 73-53
2/25	at DePaul	W 104-67
2/28	Villanova	W 67-46
3/2	at Providence	W 65-42
3/9	vs Providence	W 86-53
3/10	vs Marquette	W 58-29
3/11	vs Georgetown	W 78-42

PROBABLE CONNECTICUT STARTERS

No.	Pos.	Name	Ht.	Cl.	PPG	RPG	Hometown
2	G	KK Arnold	5-9	Fr.	9.0	3.1	Germantown, Wis.
3	F	Aaliyah Edwards	6-3	Sr.	17.8	9.3	Kingston, Ontario
5	G	Paige Bueckers	6-0	R-Jr.	21.3	4.8	Hopkins, Minn.
10	G	Nika Muhl	5-11	Sr.	7.1	4.0	Zagreb, Croatia
12	G	Ashlynn Shade	5-10	Fr.	11.0	3.2	Noblesville, Ind.

Head Coach: Geno Auriemma

Assistants: Chris Dailey, Jamelle Elliott, Morgan Valley, Tonya Cardoza, Ben Kantor

(14) JACKSON STATE

26-6 overall, 18-0 SWAC



Nickname: Tigers

Location: Jackson, Miss.

Record: 26-6 overall, 18-0 SWAC

Bid: SWAC automatic

NCAA History: 9th appearance

Last NCAA Appearance: 2022 (First Round)

Coach: Tomekia Reed

Series with Jackson State: Auburn leads 3-2

Last Meeting: Auburn 84, Jackson State 45 (Dec. 6, 2006, at Auburn)

Last Time Out for JSU: The Tigers won their ninth SWAC Tournament title with a 68-44 win over Alcorn State on March 16 in Birmingham.

Scouting Jackson State: Jackson State is making its 9th NCAA Tournament appearance and third in the last four seasons ... Tomekia Reed is in her sixth season at JSU ... Jackson State has the nation's fifth longest active winning streak at 21 straight games ... The Tigers are second in the nation in free throws made (17.6) and attempted (24.8) per game ... JSU is also second nationally in field goal percentage defense (33.6%) and 7th in 3-point defense (26.0%) ... Angel Jackson led the SWAC and ranks fourth nationally in blocks per game (3.0) ... Auburn and JSU had four common opponents: UCF (both lost), Mississippi State (AU win, JSU loss), Alabama A&M (AU won, JSU won 2x) and Alabama State (AU win, JSU won 2x).

2023-24 Schedule/Results

11/8	LeMoyn-Owen	W 113-39
11/15	Tougaloo	W 105-47
11/20	Southeastern La.	W 63-54
11/23	vs UCF	L 54-63
11/24	vs P.R.-Mayaguez	W 80-33
11/25	vs St. John's	W 60-56
12/1	at Kansas State	L 37-79
12/9	at Oregon State	L 58-78
12/14	at Mississippi State	L 72-82
12/20	at Miami	L 52-59
12/27	at Texas	L 52-97
1/6	Alcorn State	W 74-46
1/11	Alabama State	W 75-49
1/13	at Alabama A&M	W 70-41
1/20	Prairie View	W 91-54
1/22	Texas Southern	W 75-50
1/27	at Bethune-Cook.	W 81-65
1/29	at Florida A&M	W 79-60
2/3	Grambling	W 71-63
2/5	Southern	W 63-58
2/10	at Miss. Valley St.	W 70-54
2/12	at Ark.-Pine Bluff	W 72-56
2/17	Florida A&M	W 71-44
2/19	Bethune-Cookman	W 52-39
2/24	at Alcorn State	W 62-54
3/2	at Texas Southern	W 101-51
3/4	at Prairie View	W 75-65
3/7	Ark.-Pine Bluff	W 82-67
3/9	Miss. Valley St.	W 77-59
3/13	vs Prairie View	W 67-58
3/15	vs Ark.-Pine Bluff	W 70-48
3/16	vs Alcorn State	W 68-44









PROBABLE JACKSON STATE STARTERS

No.	Pos.	Name	Ht.	Cl.	PPG	RPG	Hometown
1	G	Ti'lan Boler	6-1	Sr.	11.7	3.9	Meridian, Miss.
2	G	Miya Crump	6-1	Gr.	11.6	6.4	Houston, Texas
10	G	Keshuna Lockett	5-8	Gr.	6.8	2.5	Jackson, Miss.
15	C	Angel Jackson	6-6	Gr.	9.9	6.9	Richmond, Calif.
22	G	Zakiya Mahoney	5-10	Gr.	5.2	4.0	Oakland, Calif.

Head Coach: Tomekia Reed

Assistants: LaShonda Cousin, Chase Campbell, Jonathan Williams

Inside the Numbers

 			 			 			 		
CATEGORY	AUBURN	ARIZONA	CATEGORY	AUBURN	SYRACUSE	CATEGORY	AUBURN	UCONN	CATEGORY	AUBURN	JSU
Overall	20-11	17-15	Overall	20-11	23-7	Overall	20-11	29-5	Overall	20-11	26-6
Conference	8-8	8-10	Conference	8-8	13-5	Conference	8-8	18-0	Conference	8-8	18-0
Home	14-3	10-5	Home	14-3	14-3	Home	14-3	13-1	Home	14-3	11-0
Away	5-7	4-7	Away	5-7	7-4	Away	5-7	11-3	Away	5-7	10-5
Neutral	1-1	3-3	Neutral	1-1	2-0	Neutral	1-1	5-1	Neutral	1-1	5-1
Last 10	6-4	5-5	Last 10	6-4	6-4	Last 10	6-4	9-1	Last 10	6-4	10-0
Streak	L1	L1	Streak	L1	L2	Streak	L1	W9	Streak	L1	W21
Points Per Game	66.6	69.9	Points Per Game	66.6	74.4	Points Per Game	66.6	80.8	Points Per Game	66.6	71.6
Opp. Points/Game	58.5	65.8	Opp. Points/Game	58.5	65.4	Opp. Points/Game	58.5	56.3	Opp. Points/Game	58.5	56.6
Scoring Margin	+8.1	+4.2	Scoring Margin	+8.1	+9.0	Scoring Margin	+8.1	+24.5	Scoring Margin	+8.1	+15.0
Field Goal %	40.5%	44.0%	Field Goal %	40.5%	41.7%	Field Goal %	40.5%	50.0%	Field Goal %	40.5%	40.1%
Opp. Field Goal %	37.7%	42.4%	Opp. Field Goal %	37.7%	40.0%	Opp. Field Goal %	37.7%	35.7%	Opp. Field Goal %	37.7%	33.6%
3 pt Field Goal %	29.0%	31.4%	3 pt Field Goal %	29.0%	32.1%	3 pt Field Goal %	29.0%	36.3%	3 pt Field Goal %	29.0%	28.7%
Opp. 3FG %	27.9%	31.9%	Opp. 3FG %	27.9%	28.9%	Opp. 3FG %	27.9%	27.9%	Opp. 3FG %	27.9%	26.0%
Free Throw %	70.6%	75.1%	Free Throw %	70.6%	74.0%	Free Throw %	70.6%	74.9%	Free Throw %	70.6%	70.8%
Opp. FT%	73.0%	68.9%	Opp. FT%	73.0%	73.3%	Opp. FT%	73.0%	70.7%	Opp. FT%	73.0%	70.5%
Rebounds	37.1	32.5	Rebounds	37.1	41.6	Rebounds	37.1	38.8	Rebounds	37.1	43.4
Opp. Rebounds	36/8	35.7	Opp. Rebounds	36/8	37.0	Opp. Rebounds	36/8	32.2	Opp. Rebounds	36/8	34.3
Rebound Margin	+5.3	-3.2	Rebound Margin	+5.3	+4.6	Rebound Margin	+5.3	+6.6	Rebound Margin	+5.3	+9.1
Assists	12.8	14.6	Assists	12.8	12.5	Assists	12.8	19.7	Assists	12.8	12.2
Opp. Assists	8.9	13.6	Opp. Assists	8.9	15.0	Opp. Assists	8.9	11.7	Opp. Assists	8.9	10.2
Turnovers	15.3	14.7	Turnovers	15.3	14.5	Turnovers	15.3	12.8	Turnovers	15.3	15.1
Opp. Turnovers	20.6	19.7	Opp. Turnovers	20.6	16.4	Opp. Turnovers	20.6	17.1	Opp. Turnovers	20.6	16.7
Steals	10.4	11.6	Steals	10.4	9.1	Steals	10.4	10.1	Steals	10.4	8.0
Opp. Steals	7.4	7.0	Opp. Steals	7.4	7.3	Opp. Steals	7.4	5.3	Opp. Steals	7.4	7.8
Blocks	4.0	3.9	Blocks	4.0	4.6	Blocks	4.0	3.8	Blocks	4.0	5.2
Opp. Blocks	3.4	3.4	Opp. Blocks	3.4	2.8	Opp. Blocks	3.4	2.2	Opp. Blocks	3.4	2.7

Individual Category Leaders

Category	Auburn	Arizona	Syracuse	Connecticut	Jackson State
Points	Honesty Scott-Grayson - 17.4	Esmerly Martinez - 11.1	Dyaisha Fair - 22.0	Paige Bueckers - 21.3	Andriana Avent - 12.3
Rebounds	Taylen Collins - 6.4	Esmerly Martinez - 6.3	Alyssa Latham - 7.1	Aaliyah Edwards - 9.3	Angel Jackson - 6.9
Assists	JaMya Mingo-Young - 3.9	Helena Pueyo - 3.7	Dyaisha Fair - 3.5	Nika Muhl - 6.4	Keshuna Luckett - 3.7
Steals	(three players) - 1.6	Helena Pueyo - 3.2	Dyaisha Fair - 2.5	KK Arnold - 2.3	Miya Crump - 1.5
Blocks	Taylen Collins - 0.7	Breya Cunningham - 1.8	Alyssa Latham - 1.3	Paige Bueckers - 1.4	Angel Jackson - 3.0
Min. Played	Taylen Collins - 29.5	Helena Pueyo - 36.6	Dyaisha Fair - 37.4	Paige Bueckers - 30.9	Miya Crump - 26.6
Field Goal %	Savannah Scott - .571	Breya Cunningham - .514	Kyra Wood - .534	Aaliyah Edwards - .594	Angel Jackson - .424
3-Point %	Sydney Shaw - .333	Kailyn Gilbert - .400	Dyaisha Fair - .379	Paige Bueckers - .424	Andriana Avent - .333
Free-Throw %	JaMya Mingo-Young - .844	Jada Williams - .849	Georgia Woolley - .847	Paige Bueckers - .847	Angel Jackson - .814

Auburn Individual & Team Records

Single Game

Points	41, Conswella Sparrow vs. South Alabama (Feb. 17, 1998)
Field Goals	17, Becky Jackson vs. UAB (1982-83)
Field Goal Attempts	34, Marianne Merritt vs. West Georgia (1975-76)
FG Percentage	1.000 (12-12), Laticia Morris vs. S. Alabama (Jan. 14, 1997)
3PT Field Goals	8, Tiffany Krantz vs. Troy State (Nov. 21, 1997)
3PT Field Goal Attempts	16, Brandy Montgomery at Marquette (Dec. 13, 2015)
3PT FG Pct.	1.000 (7-7), Tiffany Krantz vs. Vanderbilt (Jan. 29, 1997)
Free Throws	14, DeWanna Bonner vs. Tennessee (Jan. 25, 2009)
Free Throw Attempts	17, Becky Jackson vs. Iona (Dec. 13, 1980)
FT Percentage	1.000 (12-12), JaMya Mingo-Young vs. Norfolk State (Dec. 16, 2023)
	1.000 (12-12), Daisa Alexander vs. Mississippi State (Feb. 20, 2020)
Rebounds	26, Marianne Merritt vs. Montevallo (1975-76)
Assists	18, Martha Monk vs. Alabama State (1980-81)
Blocks	13, Marita Payne vs. Arkansas (Feb. 3, 2005)
Steals	10, Kristen Mulligan vs. NE Illinois (Dec. 18, 1992)
	10, Ruthie Bolton vs. Long Beach St. (April 1, 1988)
	10, Mae Ola Bolton vs. Kentucky (Feb. 3, 1987)

Season

Points	716, DeWanna Bonner (2008-09)
Scoring Average	21.9, Marianne Merritt (1975-76)
Field Goals	259, Tara Williams (1996-97)
	259, Angie Hannah (1980-81)
Field Goal Attempts	544, Tara Williams (1996-97)
Field Goal Percentage	.663 (222-335), Becky Jackson (1982-83)
3PT Field Goals	70, Tiffany Krantz (1996-97)
3PT Field Goal Attempts	197, Brandy Montgomery (2016-17)
3PT FG Percentage	.429 (48-112), Kristen Mulligan (1994-95)
Free Throws	218, DeWanna Bonner (2008-09)
Free Throw Attempts	258, DeWanna Bonner (2008-09)
Free Throw Percentage	.905 (76-84), Sania Wells (2021-22)
Rebounds	401, Laretta Freeman (1992-93)
Rebounding Average	15.3, Marianne Merritt (1975-76)
Assists	294, Martha Monk (1980-81)
Assists Average	8.9, Martha Monk (1980-81)
Blocks	141, Marita Payne (2004-05)
Steals	114, Marianne Merritt (1975-76)
Double-Doubles	26, Laretta Freeman (1992-93)

Career

Points	2,162, DeWanna Bonner (2005-09)
Scoring Average	20.4, Marianne Merritt (1975-79)
Field Goals	864, Becky Jackson (1980-84)
	864, Vickie Orr (1985-89)
Field Goal Attempts	1,795, Marianne Merritt (1975-79)
Field Goal Percentage	.602, Becky Jackson (1980-1984)
3PT Field Goals	219, Alli Smalley (2007-11)
3PT Field Goal Attempts	688, Brandy Montgomery (2013-17)
3PT Field Goal Percentage	.415, Carolyn Jones (1988-91)
Free Throws	600, DeWanna Bonner (2005-09)
Free Throw Attempts	755, DeWanna Bonner (2005-09)
Free Throw Percentage	.810, Carolyn Jones (1988-91)
Rebounds	1,156, Unique Thompson (2017-21)
Rebounding Average	10.6, Unique Thompson (2017-21)
Assists	603, Whitney Boddie (2005-09)
Assists Average	8.3, Martha Monk (1979-81)
Blocks	377, Marita Payne (2002-06)
Steals	282, Mae Ola Bolton (1985-88)
Double-Doubles	58, Unique Thompson (2017-21)

Triple-Doubles

Only four basketball players ever at Auburn, male or female, have recorded a triple-double in a game, with two coming from the women's team: Marita Payne and Whitney Boddie. Payne recorded the first ever on Feb. 3, 2005 with 15 points, 12 rebounds and 13 blocks against Arkansas. Boddie followed up with one on Dec. 5, 2008 with 24 points, 11 rebounds and 12 assists against Sam Houston State.

Single Game

Points	119 vs. Sam Houston State (Dec. 5, 2008)
First Half Points	63 vs. Florida Southern (Jan. 17, 1987)
Second Half Points	64 vs. Jacksonville State (Jan. 19, 1999)
Points in a Quarter	34 (3Q) at Missouri (Feb. 27, 2020)
Field Goals	51 vs. Alabama State (Dec. 2, 1986)
Field Goal Attempts	97 vs. Georgia State (Dec. 5, 1987)
Field Goal Percentage	.672 (38-58) vs. North Carolina (Dec. 18, 1982)
3PT Field Goals	14 at Elon (Dec. 22, 2018)
3PT Field Goal Attempts	33 vs. Iowa State (Dec. 28, 2001)
3PT FG Percentage	.833 (5-6) vs. Charleston Southern (Nov. 23, 2001)
	.833 (5-6) at LSU (Feb. 1, 2009)
Free Throws	38 vs. Tuskegee (1976-77)
Free Throw Attempts	54 vs. Tuskegee (1976-77)
Free Throw Percentage	1.000 (16-16) vs. Texas A&M (Jan. 8, 2018)
Rebounds	79 vs. Eastern Kentucky (Nov. 25, 1989)
	79 vs. Alabama-Huntsville (Jan. 5, 1980)
Assists	38 vs. Georgia State (Dec. 5, 1987)
Blocks	17 vs. Alabama A&M (Nov. 19, 2009)
	17 vs. South Alabama (Feb. 23, 1994)
	17 vs. Lamar (Dec. 1, 1993)

Steals

Steals	28 vs. Alabama State (Dec. 13, 2023)
Opponent Turnovers	45 vs. Puerto Rico-Mayaguez (Dec. 17, 2000)
Fewest Points	25 vs. Mercer (1971-72)
Fewest First Half Points	12 vs. Hampton (Dec. 30, 2014)
Fewest Second Half Points	10 vs. Mercer (1971-72)
Fewest Rebounds	17 vs. Vanderbilt (Feb. 4, 2016)
Fewest Assists	3 vs. Tennessee (Jan. 10, 2002)
Fewest Field Goals	12 vs. Vanderbilt (Dec. 18, 1994)
	12 vs. South Carolina (Feb. 16, 2006)
Fewest Field Goal Attempts	39 at Duke (Nov. 27, 2005)
Fewest Free Throws	0 vs. Georgia (Feb. 12, 1983)
Fewest Free Throw Attempts	3 at Texas A&M (Feb. 23, 2020)
Fewest Fouls	6 vs. Alabama State (Feb. 20, 1991)
Fewest Turnovers	5 at Alabama (Feb. 26, 2004)
	5 vs. Florida (Dec. 31, 2017)

Season

Points	2,945 in 1987-88
Scoring Average	87.1 in 1986-87
Field Goals	1,238 in 1987-88
Field Goal Attempts	2,468 in 1987-88
Field Goal Percentage	.524 (1,201-2,292) in 1986-87
3PT Field Goals	193 in 2018-19
3PT Field Goal Attempts	639 in 2016-17
3PT Field Goal Percentage	.406 (26-64) in 1987-88
Free Throws	572 in 1989-90
Free Throw Attempts	838 in 1989-90
Free Throw Percentage	.749 (519-693) in 1990-91
Rebounds	1,652 in 1987-88
Rebounding Average	47.2 in 1987-88
Rebounding Margin	+15.7 in 1987-88
Assists	674 in 1987-88
Blocks	207 in 2005-06
Steals	402 in 2012-13
Turnovers Forced	709 in 2016-17
Wins	32 in 1987-88/1988-89
Consecutive Wins	28 in 1988-89
Consecutive Home Wins	68 from 1986-91
Losses	19 in 2020-21
Consecutive Losses	18 in 2020-21/21-22

TIGERS' RECORD WHEN...

	2023-24	Harris Era
At Home.....	14-3	36-15
On the Road.....	5-7	8-25
At a Neutral Site.....	1-1	2-4
When wearing white.....	11-3	32-16
When wearing orange.....	3-2	3-2
When wearing blue.....	5-6	9-25
When wearing pink.....	1-0	2-1
Leading at the half.....	17-4	39-8
Trailing at the half.....	3-7	7-36
Tied at the half.....	0-0	0-0
Scores 100+ points.....	0-0	0-0
Scores 90-99 points.....	1-0	4-0
Scores 80-89 points.....	1-0	5-1
Scores 70-79 points.....	9-1	23-3
Scores 60-69 points.....	7-3	11-12
Scores fewer than 60 points.....	2-7	3-28
Holds opponent under 60 points.....	13-2	27-8
Holds opponent under 50 points.....	9-0	17-0
Holds opponent under 40 points.....	2-0	3-0
Force 25 or more turnovers.....	4-0	9-0
Shoots 50% FG or better.....	1-0	7-0
Shoots 40-49% FG.....	16-1	29-12
Shoots 39.9% or under FG.....	3-10	8-32
Holds opponent under 40% FG.....	14-3	35-9
Holds opponent under 30% FG.....	3-0	10-0
Shoots higher FG% than opponent.....	16-2	38-6
Shoots lower FG% than opponent.....	4-9	8-38
Shoots same FG% as opponent.....	0-0	0-0
Shoots higher FT% than opponent.....	10-3	23-14
Shoots lower FT% than opponent.....	10-8	21-30
Shoots same FT% as opponent.....	0-0	2-0
Out-rebounds opponent.....	13-2	25-8
Out-rebounded by opponent.....	5-9	18-34
Tied in rebounds.....	2-0	3-2
Versus ranked opponent.....	1-3	4-10
In overtime.....	0-0	1-1
Games decided by 3 points or less.....	1-3	5-8
Games decided by 4-5 points.....	1-1	2-3
Games decided by 6-10 points.....	3-3	10-11
Games decided by 11-20 points.....	6-1	12-10
Games decided by 21-30 points.....	6-2	10-5
Games decided by 30+ points.....	2-1	7-7
In November.....	5-2	13-7
In December.....	6-0	13-1
In January.....	3-4	7-17
In February.....	4-4	6-15
In March.....	2-1	3-4

2023-24 Auburn Superlatives...

First Half

Most points scored in the first quarter.....	27 vs. Alabama State (12/13/23)
Most points scored in the second quarter.....	27 at Rutgers (11/12/23)
Most points scored in the first half.....	46 vs. Alabama State (12/13/23)
Fewest points scored in the first half.....	16 vs. Louisiana-Lafayette (11/9/23)
Fewest points allowed in the first half.....	13 vs. Alabama State (12/13/23)
Most points allowed in the first half.....	43 vs. LSU (3/8/24)
Best FG % in the first half.....	.577 at Alabama (2/18/24)
Worst FG % in the first half.....	.212 at Ole Miss (1/11/24)
Best FG % by an opponent in the first half.....	.591 vs. Washington State (12/20/23)
Worst FG % by an opponent in the first half.....	.229 vs. Kentucky (2/15/24)
Most rebounds in the first half.....	28 vs. Kentucky (2/15/24)
Fewest rebounds in the first half.....	10 at LSU (2/22/24)
Most rebounds by an opponent in the first half.....	26 vs. South Carolina (2/1/24)
Fewest rebounds by an opponent in the first half.....	9 vs. Alabama State (12/13/23)

Second Half

Most points scored in the third quarter.....	30 vs. Alabama State (12/13/23)
Most points scored in the fourth quarter.....	28 vs. Alabama (1/21/24)
Most points scored in an overtime period.....	
Most points scored in the second half.....	49 vs. North Alabama (12/31/23)
Fewest points scored in the second half.....	24 at Texas A&M (1/7/24) & at Alabama (2/18/24)
Fewest points allowed in the second half.....	19 vs. Norfolk State (12/16/23)
Most points allowed in the second half.....	49 vs. South Carolina (2/1/24) & at Arkansas (2/4/24)
Best FG % in the second half.....	.571 at Florida (3/3/24)
Worst FG % in the second half.....	.250 vs. Tennessee (1/4/24)
Best FG % by an opponent in the second half.....	.563 vs. South Carolina (2/1/24)
Worst FG % by an opponent in the second half.....	.200 vs. Arkansas (3/7/24)
Most rebounds in the second half.....	25 vs. Louisiana-Lafayette (11/9/23)
Fewest rebounds in the second half.....	11 at Vanderbilt (1/18/24) & vs. LSU (3/8/24)
Most rebounds by an opponent in the second half.....	25 vs. California (11/17/23), vs. Tennessee (1/4/24), vs. Miss. State (2/29/24)
Fewest rebounds by an opponent in the second half.....	9 vs. Louisiana-Lafayette (11/9/23)

Game

Most points scored.....	94 vs. Alabama State (12/13/23)
Fewest points scored.....	44 at Texas A&M (1/7/24)
Most points allowed.....	78 vs. LSU (3/8/24)
Fewest points allowed.....	37 vs. Alabama State (12/13/23)
Best FG %.....	.563 at Florida (3/3/24)
Worst FG %.....	.291 at Ole Miss (1/11/24)
Best FG % by an opponent.....	.500 vs. Tennessee (1/4/24)
Worst FG % by an opponent.....	.262 vs. Alabama A&M (11/27/23)
Most rebounds.....	46 vs. Louisiana-Lafayette (11/9/23)
Fewest rebounds.....	28 at LSU (2/22/24)
Most rebounds by an opponent.....	48 vs. South Carolina (2/1/24)
Fewest rebounds by an opponent.....	25 at Little Rock (12/10/23)

Miscellaneous

Highest-scoring quarter.....	30, 3Q vs. Alabama State (12/13/23)
Lowest-scoring quarter.....	4, 1Q vs. Louisiana-Lafayette (11/9/23)
Highest-scoring opponent quarter.....	31, 3Q at Arkansas (2/4/24)
Lowest-scoring opponent quarter.....	2, 1Q vs. Alabama State (12/13/23)
Largest margin in a single quarter.....	+25 (27-2), vs. Alabama State (12/13/23)
Largest margin of victory.....	57 vs. Alabama State (12/13/23)
Smallest margin of victory.....	3 at Florida (3/3/24)
Largest margin of defeat.....	30 vs. LSU (3/8/24)
Smallest margin of defeat.....	2 at Arkansas (2/4/24)
Largest halftime lead.....	33 vs. Alabama State (12/13/23)
Smallest halftime lead.....	1 at Vanderbilt (1/18/24)
Times tied at halftime.....	
Largest halftime deficit.....	24 vs. LSU (3/8/24)
Smallest halftime deficit.....	1 at UCF (11/20/23)
Largest rebounding margin.....	+16 vs. Louisiana-Lafayette (11/9/23)
Smallest rebounding margin.....	+1 vs. Washington State (12/20/23)
Last time tied in rebounding.....	31-31 at Florida (3/3/24)
Largest rebounding deficit.....	-14 at Texas A&M (1/7/24) & at LSU (2/22/24)
Smallest rebounding deficit.....	-1 at Vanderbilt (1/18/24) & vs. Miss. State (2/29/24)
Largest deficit overcome to win game.....	13 at Rutgers (11/12/23)
Largest lead lost.....	15 at Arkansas (2/4/24)

MISCELLANEOUS STATISTICS (incl. previous schools)

Double-Doubles	Season	Career
Taylen Collins	3	14
JaMya Mingo-Young	2	9
Savannah Scott	1	1
Honesty Scott-Grayson	0	3

30+ Point Games	Season	Career
Honesty Scott-Grayson	2	4

20+ Point Games	Season	Career
Honesty Scott-Grayson	10	24
Savannah Scott	1	1
Mar'Shaun Bostic	0	1
Taylen Collins	0	1

10+ Rebound Games	Season	Career
Taylen Collins	4	20
JaMya Mingo-Young	2	12
Savannah Scott	1	1
Honesty Scott-Grayson	0	3

10+ Assist Games	Season	Career
------------------	--------	--------

5+ Steal Games	Season	Career
Mar'Shaun Bostic	2	2
Honesty Scott-Grayson	1	8
JaMya Mingo-Young	1	5
Celia Sumbane	1	1
Kaitlyn Duhon	1	1
Taylen Collins	0	3

5+ Block Games	Season	Career
----------------	--------	--------

GAMES LED AUBURN IN . . .

Scoring	Season	Career
Honesty Scott-Grayson	20	49
Sydney Shaw	4	6
Mar'Shaun Bostic	3	4
JaMya Mingo-Young	3	3
Savannah Scott	2	2
McKenna Eddings	2	2
Taylen Collins	1	1

Rebounding	Season	Career
Taylen Collins	15	15
JaMya Mingo-Young	9	9
Honesty Scott-Grayson	3	17
Savannah Scott	3	3
Oyindamola Akinbolawa	1	3
Sydney Shaw	1	2
Celia Sumbane	1	1
Kaitlyn Duhon	0	4
Mar'Shaun Bostic	0	1

Assists	Season	Career
JaMya Mingo-Young	20	20
Mar'Shaun Bostic	7	20
Honesty Scott-Grayson	5	25
Sydney Shaw	2	12
McKenna Eddings	2	2
Taylen Collins	1	1
Celia Sumbane	1	1
Kaitlyn Duhon	0	1
Carsen McFadden	0	1

(includes games where lead was shared)

2023-24 DOUBLE-DOUBLES

- Savannah Scott at Rutgers - 21 pts, 11 reb
- Taylen Collins vs. Alabama A&M - 10 pts, 10 reb
- JaMya Mingo-Young vs. UNA - 13 pts, 10 reb
- Taylen Collins at Arkansas - 12 pts, 11 reb
- JaMya Mingo-Young at Missouri - 10 pts, 11 reb
- Taylen Collins vs. Kentucky - 19 pts, 11 reb

Last Time an Auburn Team...

- Scored 90 points Auburn 94, Alabama State 37, in Auburn, Ala. (Dec. 13, 2023)
- Scored 90 points in an SEC game Auburn 95, Missouri 82, in Columbia, Mo. (Feb. 27, 2020)
- Scored 100 points Auburn 119, Sam Houston State 54, in Auburn, Ala. (Dec. 5, 2008)
- Scored 100 points against an SEC opponent Auburn 102, Tennessee 96, SEC Tournament in Albany, Ga. (Mar. 6, 1987)
- Scored 100 points in an SEC regular-season game Auburn 111, Vanderbilt 67, in Auburn, Ala. (Feb. 18, 1987)
- Scored 100 points at home Auburn 119, Sam Houston State 54, in Auburn, Ala. (Dec. 5, 2008)
- Scored 100 points in a true road game Auburn 103, Mercer 29, in Macon, Ga. (Feb. 23, 1987)
- Scored 100+ points Auburn 119, Sam Houston State 54, in Auburn, Ala. (Dec. 5, 2008)
- Scored 80 points and lost Indiana 96, Auburn 81, in Las Vegas, Nev. (Nov. 25, 2022)
- Scored 90 points and lost Kentucky 91, Auburn 90 [2OT], in Auburn, Ala. (Feb. 2, 1986)
- Scored 100 points and lost Never
- Scored 50-59 points in a half 51 (1st half) vs. Charleston Southern in Auburn, Ala. (Nov. 26, 2021)
- Scored 60 or more points in a half 62 (2nd half) vs. Drake in New Orleans, La. (Dec. 21, 2016)
- Scored 30 or more points in a quarter 30 (3rd quarter) - vs. Alabama State in Auburn, Ala. (Dec. 13, 2023)
- Scored 50 points or less in a game LSU 78, Auburn 48 [SEC] in Greenville, S.C. (March 8, 2024)
- Scored 50 points or less and won Auburn 47, Missouri 45 [SEC] in Jacksonville, Fla. (March 3, 2016)
- Scored 40 points or less in a game South Carolina 75, Auburn 38, in Columbia, S.C. (Feb. 17, 2022)
- Scored less than 10 points in a quarter 5 points (1st quarter) vs. LSU [SEC] in Greenville, S.C. (March 8, 2024)
- Scored less than 20 points in a 1st half 19 points at LSU [SEC] in Greenville, S.C. (March 8, 2024)
- Scored less than 20 points in a 2nd half 17 points at South Carolina in Columbia, S.C. (Feb. 17, 2022)
- Had 35+ rebound margin 36 - (52-16) vs. Alabama A&M in Normal, Ala. (Nov. 19, 2013)
- Had 25+ rebound margin 33 - (53-26) vs. Grambling State in Auburn, Ala. (Nov. 6, 2018)
- Had 20+ rebound margin 20 (51-31) vs. Alabama State in Auburn, Ala. (Nov. 16, 2021)
- Attempted 30 free throws 30 - vs. Clemson in Auburn, Ala. (Nov. 30, 2023)
- Attempted 35 free throws 35 - vs. Charleston Southern in Auburn, Ala. (Nov. 26, 2021)
- Attempted 40 free throws 41 - vs. Alabama State in Auburn, Ala. (Nov. 15, 2006)
- Attempted 5 free throws or less 3 - at Texas A&M in College Station, Texas (Feb. 23, 2020)
- Did not attempt a free throw Never
- Made 20-24 free throws 21 - vs. Alabama in Auburn, Ala. (Jan. 11, 2024)
- Made 25+ free throws 26 - vs. Charleston Southern in Auburn, Ala. (Nov. 26, 2021)
- Made 30 free throws 31 - vs. Northwestern State (31-43) (Dec. 30, 2003)
- Had 25 assists 25 - vs. Alabama State in Auburn, Ala. (Dec. 13, 2023)
- Had 25 turnovers 27 - vs. Georgia in Auburn, Ala. (Jan. 3, 2021)
- Had 10 turnovers or less 6 - vs. Mississippi State in Auburn, Ala. (Feb. 29, 2024)
- Had 25+ steals 28 (program record) - vs. Alabama State in Auburn, Ala. (Dec. 13, 2023)
- Had 20-24 steals 24 - vs. Samford in Auburn, Ala. (Dec. 18, 2022)
- Had 15-19 steals 15 - vs. Kentucky in Auburn, Ala. (Feb. 15, 2024)
- Had 10-14 blocks 10 - vs. Louisiana Tech in Auburn, Ala. (Nov. 19, 2017)
- Had 15+ blocks 15 - at Florida International in Miami, Fla. (Dec. 29, 2014)
- Won an overtime game Auburn 77, Ole Miss 76 [1OT] in Auburn, Ala. (Jan. 22, 2023)
- Lost an overtime game Missouri 72, Auburn 63 [1OT] in Columbia, Mo. (Jan. 6, 2022)
- Played a double overtime game Auburn 70, Alabama 65 [2OT] in Auburn, Ala. (Feb. 27, 2014)
- Played three or more overtimes Never
- Shot 70% for a half 71.4% (15-of-21), 2nd half vs. UL-Lafayette in Auburn, Ala. (Dec. 11, 2022)
- Shot 60% for a game 60.4% (29-of-48) vs. Oklahoma State in Auburn, Ala. (Dec. 5, 2021)
- Shot less than 30% for a game 29.9% (20-of-67) vs. LSU [SEC] in Greenville, S.C. (March 8, 2024)
- Shot 90-99.9% from the free throw line (min. 10 attempts) 91.7% (11-of-12) vs. North Alabama in Auburn, Ala. (Dec. 31, 2023)
- Shot 100% from the free throw line (min. 10 attempts) 100% (16-of-16) vs. Texas A&M in Auburn, Ala. (Jan. 7, 2018)
- Shot 50% on 3-pointers (minimum 5 attempts) 50.0% (8-of-16) vs. North Alabama in Auburn, Ala. (Dec. 31, 2023)
- Shot 20-30% in a half 24.2% (8-of-33), 1st half vs. LSU [SEC] in Greenville, S.C. (March 8, 2024)
- Shot less than 20% in a half 19.4% (7-of-36), 1st half vs. South Carolina in Auburn, Ala. (Feb. 4, 2021)
- Shot 55% or better and lost 58.1% (25-of-43) vs. Tennessee (Jan. 20, 2005)
- Made 10+ 3-point field goals 10-of-20 vs. Samford in Auburn, Ala. (Dec. 18, 2022)
- Failed to make a 3-point field goal 0-of-16 at Alabama in Tuscaloosa, Ala. (Feb. 12, 2023)
- Had 60+ rebounds 61 - vs. Stephen F. Austin in Auburn, Ala. (Dec. 17, 2007)
- Had 50-59 rebounds 52 vs. Florida in Auburn, Ala. (Jan. 30, 2023)
- Defeated a Top-25 opponent Auburn 67, #7 LSU 62, in Auburn, Ala. (Jan. 14, 2024)
- Defeated a Top-10 opponent Auburn 67, #7 LSU 62, in Auburn, Ala. (Jan. 14, 2024)
- Defeated a Top-25 opponent on the road Auburn 59, #18 Georgia Tech 51, in Atlanta, Ga. (Nov. 21, 2021)
- Won a 1-point game Auburn 77, Ole Miss 76 (OT) in Auburn, Ala. (Jan. 22, 2023)
- Lost a 1-point game Clemson 56, Auburn 55, in Clemson, S.C. [WNIT] (March 20, 2023)

Last Time an Auburn Player...

- Scored 25-29 points 28 - Honesty Scott-Grayson at LSU in Baton Rouge, La. (Feb. 22, 2024)
- Scored 30-34 points 32 - Honesty Scott-Grayson vs. Mississippi State in Auburn, Ala. (Feb. 29, 2024)
- Scored 35 points 35 - DeWanna Bonner vs. Tennessee in Auburn, Ala. (Jan. 25, 2009)
- Scored 40 points 41 - Conswella Sparrow vs. South Alabama (Feb. 17, 1998)
- Had 15-19 rebounds 16 - Kharyssa Richardson vs. Florida in Auburn, Ala. (Jan. 30, 2023)
- Had 20+ rebounds 23 - Unique Thompson vs. Belmont in Auburn, Ala. (Dec. 20, 2020)
- Had 10 assists 10 - Daisa Alexander vs. LSU in Auburn, Ala. (Feb. 16, 2020)
- Had 15 assists 18 - Martha Monk vs. Alabama State (Feb. 18, 1981)
- Had 5 blocks 6 - Unique Thompson vs. Louisiana Tech in Auburn, Ala. (Nov. 19, 2017)
- Had 10 blocks 13 - Marita Payne vs. Arkansas (Feb. 3, 2005)
- Had 5 steals 5 - Mar'Shaun Bostic vs. Georgia in Auburn, Ala. (Jan. 29, 2024)
- Had 8 steals 8 - Brandy Montgomery vs. East Carolina in Auburn, Ala. (Dec. 5, 2015)
- Had 10 steals 10 - Kristen Mulligan vs. Northeast Illinois in Auburn, Ala. (Dec. 18, 1992)
- Made 10 field goals 12 - Honesty Scott-Grayson vs. Mississippi State in Auburn, Ala. (Feb. 29, 2024)
- Made 15 field goals 15 - Conswella Sparrow (15-16) vs. South Alabama (Feb. 17, 1998)
- Attempted 20-24 field goals 23 - Honesty Scott-Grayson (12-23) vs. Mississippi State in Auburn, Ala. (Feb. 29, 2024)
- Attempted 25 field goals 25 - Unique Thompson (7-25) at Georgia in Athens, Ga. (Feb. 11, 2021)
- Made 5+ three-point field goals 5 - Honesty Scott-Grayson vs. LSU in Baton Rouge, La. (Feb. 22, 2024)
- Made 8 three-point field goals 8 - Tiffany Krantz vs. Troy State in Auburn, Ala. (Nov. 21, 1997)
- Attempted 10 three-point field goals 10 - Honesty Scott-Grayson vs. Mississippi State in Auburn, Ala. (Feb. 29, 2024)
- Attempted 15 three-point field goals 16 - Brandy Montgomery at Marquette in Milwaukee, Wis. (Dec. 13, 2015)
- Made 10 free throws 12 - JaMya Mingo-Young in Auburn, Ala. (Dec. 16, 2023)
- Made 15 free throws Never

SEC PRESEASON POLL (Media Vote)**Order of Finish**

1. LSU
2. South Carolina
3. Tennessee
4. Ole Miss
5. Mississippi State
6. Arkansas
7. Georgia
8. Texas A&M
9. Alabama
10. Florida
11. Missouri
12. Auburn
13. Kentucky
14. Vanderbilt

Player of the Year

Angel Reese, LSU

Preseason All-SEC First Team

Flau'Jae Johnson, LSU
 Angel Reese, LSU
 Hailey Van Lith, LSU
 Kamila Cardoso, South Carolina
 Rickea Jackson, Tennessee

Preseason All-SEC Second-Team

Anneesah Morrow, LSU
 Madison Scott, Ole Miss
 Jessika Carter, Mississippi State
 Jewel Spear, Tennessee
 Aicha Coulibaly, Texas A&M
 Jordyn Cambridge, Vanderbilt

SEC PRESEASON POLL (Coaches' Vote)**Order of Finish**

1. LSU
2. South Carolina
3. Tennessee
4. Ole Miss
5. Mississippi State
6. Texas A&M
7. Arkansas
8. Alabama
9. Georgia
10. Florida
11. Missouri
12. Auburn
13. Vanderbilt
14. Kentucky

Player of the Year

Angel Reese, LSU

All-SEC First Team

Angel Reese, LSU
 Hailey Van Lith, LSU
 Madison Scott, Ole Miss
 Jessika Carter, Mississippi State
 Hayley Frank, Missouri
 Kamila Cardoso, South Carolina
 Rickea Jackson, Tennessee
 Jannah Barker, Texas A&M

All-SEC Second Team

Makayla Daniels, Arkansas
 Flau'Jae Johnson, LSU
 Aneesah Morrow, LSU
 Erynn Barnum, Mississippi State
 Jerkaila Jordan, Mississippi State
 Te-Hina Paopao, South Carolina
 Tamari Key, Tennessee
 Jewel Spear, Tennessee
 Aicha Coulibaly, Texas A&M

Shot 100% from the field (min. 5 attempts)..... Romi Levy (6-6) vs. North Florida in Auburn, Ala. (Dec. 20, 2022)
Shot 100% at the free throw line (min. 10 attempts)..... JaMya Mingo-Young (12-12) vs. Norfolk State (Dec. 16, 2023)
Made 20+ consecutive free throws..... JaMya Mingo-Young (29): first at UAB, last at Texas A&M (Dec. 3, 2023-Jan. 7, 2024)
Had a double-double..... Taylen Collins (19 pts/11 reb) vs. Kentucky in Auburn, Ala. (Feb. 15, 2024)
 Had 2 consecutive double-doubles..... Aicha Coulibaly: 23/11 vs. Kennesaw, 17/12 at Alabama (Dec. 20, 2021-Jan. 2, 2022)
 Had 3 consecutive double-doubles..... Unique Thompson: 14/14 at Florida, 22/10 vs. Kentucky, 10/10 at Alabama (Jan. 17-24, 2021)
 Had 13 consecutive double-doubles..... Unique Thompson: First vs. BYU; last at Vandy (March 23, 2019-Jan. 2, 2020)
 Had 18 consecutive double-doubles (AU record)..... Lauretta Freeman: First vs. Furman, Last vs. Oral Roberts (Dec. 29, 1992-Feb. 23, 1993)
 Had a double-double at halftime..... Unique Thompson (16 pts/10 rebs) at Iowa State in Ames, Iowa (Nov. 13, 2018)
 Two players had a double-double..... K. Richardson (15 pts/16 reb) & A. Coulibaly (14 pts/11 reb) vs. Florida in Auburn, Ala. (Jan. 30, 2023)
 Recorded a double-double with points and assists..... Jannah McKay (16 pts/10 assists) vs. Grambling State (Nov. 6, 2018)
 Scored 20 points & had 20 rebounds..... Unique Thompson (20 pts/23 reb) vs. Belmont in Auburn, Ala. (Dec. 20, 2020)
 Had a triple-double..... Whitney Boddie (24 pts./11 rebs./12 asst.) vs. Sam Houston State (Dec. 5, 2008)
 Two or more players scored 20 points..... Coulibaly (22) & Scott-Grayson (22) vs. Indiana in Las Vegas, Nev. (Nov. 25, 2022)
 Three players scored 20 points..... Benton (23), Howard (22), Alexander (21) at Missouri in Columbia, Mo. (Feb. 27, 2020)
 Two players scored 30 points..... Laticia Morris (33) & Tara Williams (30) vs. South Alabama (Jan. 14, 1997)
Had 2 straight 25-point games..... Honesty Scott-Grayson: 31 vs. South Carolina, 27 at Arkansas (Feb. 4, 2024)
 Had 3 straight 25-point games..... Jannah McKay: 25 pts vs. Texas A&M, 27 pts at South Carolina, 26 pts vs. Arkansas (Jan. 7-14, 2018)
 Zero players scored in double figures..... at South Carolina in Columbia, S.C. (Feb. 17, 2022)
Only one player scored in double figures..... McKenna Eddings (15) vs. LSU [SEC] in Greenville, S.C. (March 8, 2024)
Five players scored in double figures..... Eddings (14), Mingo-Young (13), Shaw, Scott-Grayson, Duhon (11) vs. North Alabama (Dec. 31, 2023)
 Six players scored in double figures..... McKay/Benton (16), Primm (15), Thompson (14), Alexander/Jones (13) vs. Grambling (Nov. 6, 2018)
 Seven players scored in double figures..... Carrier (19 pts.), Bonner (18 pts.), Smalley (16 pts.), Boddie (13 pts.)
 R. Hobbs (13 pts.), Hilliard (13 pts.) & S. Hobbs (10 pts.) vs. Sam Houston State (Dec. 5, 2008)
 Two players had 10 rebounds..... Aicha Coulibaly (10) and Precious Johnson (10) at Kentucky in Lexington, Ky. (Feb. 27, 2022)
 Three players had 10 rebounds..... J. Greenleaf (12 rebs.), D. Bonner (12 rebs.) & W. Boddie (10 rebs.) vs. Oakland (Nov. 21, 2007)
 Played every minute..... Honesty Scott-Grayson (40:00) at Alabama in Tuscaloosa, Ala. (Jan. 25, 2022)
 Played 40 or more minutes in OT game..... S. Wells (43:38) & H. Scott-Grayson (43:00) at Missouri in Columbia, Mo. (Jan. 6, 2022)
 Attempted a slam dunk..... Hasina Muhammad vs. St. John's in Auburn, Ala. (Dec. 6, 2013)
 Made a shot from half-court or beyond..... Brooke Moore (end 2nd quarter) vs. Alabama State in Auburn, Ala. (Dec. 29, 2018)
 Every Auburn player dressed scored..... 11 players vs. Samford in Auburn, Ala. (Dec. 18, 2022)

Last Time an Auburn Opponent...

Shot less than 30% in a game (SEC)..... Arkansas - 26.9% (14-of-52) in Auburn, Ala. (Feb. 5, 2023)
Shot less than 30% in a game (Non-conf)..... Norfolk State - 27.6% (16-of-58) in Auburn, Ala. (Dec. 16, 2023)
 Shot 60% or better in a game..... South Carolina - 63.2% (36-of-57) in Columbia, S.C. (Jan. 5, 2023)
 Scored 90 points..... South Carolina 94, Auburn 42, in Columbia, S.C. (Jan. 5, 2023)
 Scored 100 points..... Georgia 102, Auburn 72 in Athens, Ga. (Mar. 3, 1984)
 Scored 100 points at Auburn..... Tuskegee 105, Auburn 98 (2OT) (Feb. 12, 1979)
 Had 25+ rebound margin..... 37 - South Carolina (62-25) in Columbia, S.C. (Feb. 17, 2022)
 Had a 20-24 rebound margin..... 24 - South Carolina (50-26) in Auburn, Ala. (Feb. 9, 2023)
Scored 5 points or less in a quarter..... 4 - Kentucky (1st quarter) in Auburn, Ala. (Feb. 15, 2024)
Scored less than 10 points in a quarter..... 9 - LSU (4th quarter) in Greenville, S.C. (March 8, 2024)
 Scored less than 10 points in all four quarters..... Winthrop (9-8-8-8) in Auburn, Ala. (Dec. 16, 2015)
Scored 30 or more points in a quarter..... 31 - Arkansas (3rd quarter) in Fayetteville, Ark. (Feb. 4, 2024)
 Scored less than 10 points in a half..... 9 - USC Upstate (1st half) in Auburn, Ala. (Nov. 25, 2020)
Scored less than 20 points in a half..... 16 - Texas A&M (1st half) in Auburn, Ala. (Feb. 25, 2024)
 Had 50 rebounds..... 50 - South Carolina in Auburn, Ala. (Feb. 9, 2023)
 Had 25 assists..... 25 - South Carolina in Columbia, S.C. (Jan. 5, 2023)
Had 25-29 turnovers..... 29 - Texas A&M in Auburn, Ala. (Feb. 25, 2024)
 Had 30-34 turnovers..... 33 - Sam Houston in Auburn, Ala. (Nov. 8, 2022)
Had 35+ turnovers..... 40 - Alabama State in Auburn, Ala. (Dec. 13, 2023)
 Had 15 steals..... 21 - Belmont in Auburn, Ala. (Dec. 20, 2020)
 Had 10 blocks..... 13 - LSU in Auburn, Ala. (Jan. 9, 2022)
Failed to make a 3-point field goal..... Florida (0-18) in Gainesville, Fla. (March 3, 2024)
 Attempted 35 free throws..... 39 - Arkansas in Auburn, Ala. (Feb. 5, 2023)
 Made 30 free throws..... 30 - Arkansas (Jan. 22, 1995)
Made 10+ three-point field goals..... 10 - Missouri in Columbia, Mo. (Feb. 11, 2024)
 Made 15+ three-point field goals..... 15 - Alabama in Auburn, Ala. (Feb. 14, 2021)
Scored 41-50 points in a game..... 48 - Arkansas in Greenville, S.C. (March 7x, 2024)
Scored 31-40 points in a game..... 39 - Norfolk State in Auburn, Ala. (Dec. 16, 2023)
 Scored 30 points or less..... 26 - Georgia in Athens, Ga. (Feb. 22, 2015)

Last Time an Opposing Player...

Scored 30+ points (non-conference)..... 35 - Ajah Wayne of Old Dominion in Auburn, Ala. (Nov. 14, 2019)
Scored 30+ points (SEC)..... 33 - Taliah Scott of Arkansas in Fayetteville, Ark. (Feb. 4, 2024)
 Scored 35+ points (all games)..... 41 - Jasmine Walker of Alabama in Auburn, Ala. (Feb. 14, 2021)
 Scored 40+ points (all games)..... 41 - Jasmine Walker of Alabama in Auburn, Ala. (Feb. 14, 2021)
 Attempted 25 field goals..... 27 - Jantel Lavender (9-27) of Ohio State (Nov. 23, 2008)
Scored 20 points & had 20 rebounds..... Angel Reese of LSU (25 pts/20 reb) in Baton Rouge, La. (Feb. 22, 2024)
Two players scored 20 points..... Leilani Correa (23) and Aliyah Matharu (22) of Florida in Gainesville, Fla. (March 3, 2024)
 Three players scored 20 points..... by LSU in Baton Rouge, Chatman (22 pts), Johnson (21 pts) & Lowery (20 pts) (Jan. 12, 1991)
No players scored in double figures..... Texas A&M in Auburn, Ala. (Feb. 25, 2024)
 Five players scored in double figures..... Holmes (26), Garzon (21), Parris (16), McNeil (16), Scalia (12) of Indiana (Nov. 25, 2022)
 Six players scored in double figures..... Williams (10), Lewis (13), Bonds (18), Peoples (10), Miller (12), Svetec (12) of Florida (Jan. 26, 2014)
Recorded a double-double..... Angel Reese of LSU (18 pts/11 reb) in Greenville, S.C. (March 8, 2024)
Recorded a double-double with points and assists..... Mama Dembele of Missouri (15 pts/11 reb/11 ast) in Columbia, Mo. (Feb. 11, 2024)
Recorded a triple-double..... Mama Dembele of Missouri (15 pts/11 reb/11 ast) in Columbia, Mo. (Feb. 11, 2024)
Two players recorded a double-double..... A. Reese (24 pts/11 reb) & A. Morrow (12 pts/15 reb) of LSU in Auburn, Ala. (Jan. 14, 2024)
 Committed 10+ turnovers..... 10 - Shaquera Wade of Alabama in Greenville, S.C. (March 7, 2019)
Had 15-19 rebounds..... 15 - Ashlyn Watkins of South Carolina in Auburn, Ala. (Feb. 1, 2024)
Had 20+ rebounds..... 20 - Angel Reese of LSU in Baton Rouge, La. (Feb. 22, 2024)
Had 10 assists..... 11 - Mama Dembele of Missouri in Columbia, Mo. (Feb. 11, 2024)
 Had 15 assists..... 16 - Cindy McMahan of Alabama-Huntsville (Nov. 24, 1980)
 Had 5 blocks..... 6 - Jenna Staiti of Georgia in Athens, Ga. (Feb. 11, 2021)
Had 5 steals..... 5 - De'Mauri Flournoy of Georgia in Auburn, Ala. (Jan. 29, 2024)
 Made 15 field goals..... 15 - Chamique Holdscraw (15-21) of Tennessee (Feb. 1, 1998)
 Made 10 3-point field goals..... 11 - Morgan Eye (11-18) of Missouri in Columbia, Mo. (Jan. 6, 2013)

Specialty Statistics (Auburn-Opponent) *season highs in bold*

Opponent	Points in the Paint	Points off Turnovers	2nd-Chance Points	Fast-Break Points	Bench Points
Jacksonville State	46-30	24-9	11-0	15-3	27- 34
Louisiana-Lafayette	28-24	15-15	16-6	13-3	4-1
at Rutgers	46-20	29-11	13-15	18-13	11-14
California	26-32	11-13	20-4	4-13	29-2
at UCF	22-24	23-24	7-5	7-7	19-5
Alabama A&M	32-24	17-14	14-9	14-8	26-10
Clemson	38-26	29-4	2-7	18-7	39-16
at UAB	38-20	20-11	7- 16	15-4	17-25
at Little Rock	28-22	20-13	11-7	12-1	19-10
Alabama State	60-14	53-17	10-6	30-2	40-18
Norfolk State	30-26	32-13	9-8	16-5	20-7
Washington State	28-26	23-14	11-7	8-5	20-15
North Alabama	32-34	19-9	15-8	13-14	34-12
Tennessee	28-30	18-9	12-9	12- 25	28-19
at Texas A&M	20-40	11-15	3-10	6-10	10-15
at Ole Miss	24-34	13-15	13-15	4-8	19-17
LSU	28-42	20-15	10-13	16-11	17-4
at Vanderbilt	36-20	18-6	2-6	6-2	11-17
Alabama	36-38	18-17	13-13	17-11	23-8
Georgia	36-16	17-13	10-6	20-15	9-12
South Carolina	22- 46	12- 28	8-12	8-17	13- 34
at Arkansas	30-26	18-4	17-9	14-11	13-0
at Missouri	28-18	24-9	14-5	10-6	21-13
Kentucky	46-32	38-15	23-11	22-10	21-17
at Alabama	32-28	15-17	4-7	12-6	22-7
at LSU	16-40	23-18	6-12	14-16	11-19
Texas A&M	26-28	22-12	17-7	18-5	15-9
Mississippi State	30-28	25-7	19-12	15-4	23-11
at Florida	34-44	24- 28	6-13	14-23	42-30
vs. Arkansas [SEC]	38-20	19-7	8-5	14-0	31-3
vs. LSU [SEC]	18-34	15-22	10-6	8-10	25-0

Lead-Deficit Comparison *season highs in bold*

Opponent	Largest Lead	Largest Deficit	Lead Changes	Ties	Result
Jacksonville State	31 (4th, 2:20)	-	0	0	W, 78-49
Louisiana-Lafayette	9 (4th, 6:22)	12 (2nd, 2:25)	6	5	W, 60-54
at Rutgers	23 (3rd, 7:31)	13 (1st, 3:28)	1	2	W, 76-56
California	3 (1st, 9:20)	15 (3rd, 8:56)	1	0	L, 53-67
at UCF	3 (2nd, 3:59)	11 (3rd, 2:10)	9	3	L, 53-60
Alabama A&M	26 (4th, 8:00)	-	0	0	W, 68-45
Clemson	34 (4th, 1:03)	-	0	0	W, 83-53
at UAB	17 (3rd, 1:04)	3 (1st, 1:04)	2	0	W, 72-62
at Little Rock	23 (3rd, 7:54)	-	0	4	W, 58-45
Alabama State	57 (4th, 6:11)	-	0	0	W, 94-37
Norfolk State	32 (4th, 6:36)	1 (2nd, 5:59)	2	2	W, 67-39
Washington State	10 (4th, 4:29)	9 (2nd, 9:24)	5	3	W, 69-62
North Alabama	24 (4th, 6:50)	5 (2nd, 6:17)	7	4	W, 79-58
Tennessee	11 (2nd, 5:06)	12 (4th, 7:21)	7	1	L, 67-75
at Texas A&M	1 (1st, 8:08)	25 (4th, 7:43)	4	0	L, 44-66
at Ole Miss	-	18 (3rd, 3:50)	0	1	L, 55-58
LSU	10 (1st, 0:47)	3 (2nd, 3:12)	17	7	W, 67-62
at Vanderbilt	9 (1st, 4:55)	4 (3rd, 9:08)	17	8	L, 50-53
Alabama	17 (2nd, 6:24)	3 (3rd, 0:48)	2	1	W, 78-65
Georgia	19 (4th, 1:46)	-	0	0	W, 67-49
South Carolina	1 (2nd, 7:16)	25 (4th, 3:45)	2	2	L, 54-76
at Arkansas	15 (2nd, 4:55)	14 (3rd, 0:38)	1	3	L, 72-74
at Missouri	16 (4th, 2:21)	-	0	1	W, 70-59
Kentucky	30 (4th, 0:28)	-	0	0	W, 78-50
at Alabama	10 (3rd, 0:09)	7 (1st, 1:53)	2	2	L, 61-67
at LSU	4 (1st, 8:20)	12 (3rd, 7:52)	8	6	L, 66-71
Texas A&M	16 (4th, 0:31)	7 (1st, 4:56)	2	4	W, 57-41
Mississippi State	17 (4th, 1:25)	-	0	0	W, 77-60
at Florida	10 (3rd, 0:29)	7 (1st, 0:06)	4	3	W, 77-74
vs. Arkansas [SEC]	19 (4th, 2:56)	7 (1st, 7:48)	5	1	W, 67-48
vs. LSU [SEC]	-	39 (3rd, 2:39)	0	0	L, 48-78

Scoring Breakdown

(Percentage of total points in parentheses)

Opponent	Sr./Gr.	Jr.	So.	Fr.	Starters	Bench	2-pt FG	3-pt FG	FTs
Jacksonville State	22	19	24	13	51 (65.4)	27 (34.6)	50 (64.1)	12 (15.4)	16 (20.5)
Louisiana-Lafayette	24	10	10	16	56 (93.3)	4 (6.7)	34 (56.7)	12 (20.0)	14 (23.3)
at Rutgers	25	18	11	21	65 (85.5)	11 (14.5)	50 (65.8)	6 (7.9)	20 (26.3)
California	24	13	14	2	24 (45.2)	29 (54.8)	36 (67.9)	9 (17.0)	8 (15.1)
at UCF	22	8	22	1	34 (64.2)	19 (35.8)	38 (71.7)	6 (11.3)	9 (17.0)
Alabama A&M	19	18	16	15	44 (64.7)	24 (35.3)	40 (58.8)	15 (22.1)	13 (19.1)
Clemson	40	18	21	4	44 (53.0)	39 (47.0)	46 (55.4)	18 (21.7)	19 (22.9)
at UAB	35	17	16	4	55 (76.4)	17 (23.6)	52 (72.2)	6 (8.3)	14 (19.4)
at Little Rock	29	9	14	6	39 (67.2)	19 (33.8)	36 (61.0)	12 (20.3)	10 (18.7)
Alabama State	46	25	10	13	54 (57.4)	40 (42.6)	66 (70.2)	12 (12.8)	16 (17.0)
Norfolk State	38	8	12	9	47 (70.1)	20 (29.9)	40 (59.7)	6 (9.0)	21 (31.3)
Washington State	39	14	14	2	49 (71.0)	20 (29.0)	38 (55.1)	15 (21.7)	16 (23.2)
North Alabama	30	18	24	7	45 (57.0)	34 (43.0)	44 (55.7)	24 (30.4)	11 (13.9)
Tennessee	35	24	4	4	39 (58.2)	28 (41.8)	48 (71.6)	6 (9.0)	13 (19.4)
at Texas A&M	32	10	0	2	34 (77.3)	10 (22.7)	28 (63.6)	3 (6.8)	13 (29.5)
at Ole Miss	31	11	8	5	36 (65.5)	19 (34.5)	26 (47.3)	9 (16.4)	20 (36.4)
LSU	40	12	15	0	50 (74.6)	17 (25.4)	44 (65.7)	12 (17.9)	11 (16.4)
at Vanderbilt	30	7	8	5	39 (78.0)	11 (22.0)	40 (80.0)	3 (6.0)	7 (14.0)
Alabama	37	11	20	10	55 (70.5)	23 (29.5)	48 (61.5)	9 (11.5)	21 (26.9)
Georgia	43	5	9	10	58 (86.6)	9 (13.4)	38 (56.7)	12 (17.9)	17 (25.4)
South Carolina	37	5	6	6	41 (75.9)	13 (24.1)	32 (59.2)	9 (16.7)	13 (24.1)
at Arkansas	41	13	18	0	59 (81.9)	13 (18.1)	44 (61.1)	15 (20.8)	13 (18.1)
at Missouri	39	19	5	7	57 (81.4)	13 (18.6)	42 (70.0)	15 (21.4)	13 (18.6)
Kentucky	51	11	12	4	57 (73.1)	21 (26.9)	56 (71.8)	3 (3.8)	19 (24.4)
at Alabama	33	9	14	5	39 (63.9)	22 (36.1)	40 (65.6)	12 (19.7)	9 (14.8)
at LSU	49	2	13	2	55 (83.3)	11 (16.7)	34 (51.5)	21 (31.8)	11 (16.7)
Texas A&M	29	5	18	5	42 (73.7)	15 (26.3)	32 (56.1)	9 (15.8)	16 (28.1)
Mississippi State	46	15	14	2	54 (70.1)	23 (29.9)	48 (62.3)	24 (31.2)	5 (6.5)
at Florida	25	34	9	9	35 (45.5)	42 (54.5)	44 (57.1)	15 (19.5)	18 (23.4)
vs. Arkansas [SEC]	18	18	20	10	37 (55.2)	31 (44.8)	48 (71.6)	15 (22.4)	4 (6.0)
vs. LSU [SEC]	15	19	10	4	23 (47.9)	25 (52.1)	32 (66.7)	12 (25.0)	4 (8.3)

Comparison Statistics (Auburn/Opponent)

Opponent	1st	2nd	Score	Mar	Total FG	FG Pct	3-Pointers	3FG Pct	Free Throws	FT Pct	Reb.	Mar	Assist	TO	Bk	Stl	Fouls
Jacksonville State	41-26	37-23	78-49	+29	29-61/18-59	.475/.305	4-9/3-14	.444/.214	16-22/10-12	.727/.833	43/31	+12	13/5	15/19	4/1	11/7	15/20
UL-Lafayette	16-25	44-29	60-54	+6	21-59/18-49	.356/.367	4-20/4-15	.200/.267	14-19/14-21	.737/.667	46/30	+16	14/8	17/16	4/2	6/7	22/21
Rutgers	38-22	38-34	76-56	+20	27-58/17-53	.466/.321	2-11/7-19	.182/.368	20-31/15-21	.645/.714	34/40	(6)	14/9	12/24	7/3	11/10	16/26
California	21-33	32-34	53-67	(14)	21-67/23-61	.313/.377	3-15/6-18	.200/.333	8-13/15-19	.615/.789	41/46	(5)	10/8	10/12	1/4	7/6	19/14
UCF	26-27	27-33	53-60	(7)	21-55/21-46	.382/.457	2-15/7-15	.133/.467	9-16/11-13	.563/.846	34/27	+7	7/10	18/20	6/0	6/6	17/16
Alabama A&M	32-20	36-25	68-45	+23	25-59/16-61	.424/.262	5-11/2-8	.455/.250	13-21/11-16	.619/.688	42/42	0	12/3	20/23	8/4	13/8	17/18
Clemson	36-21	47-32	83-53	+30	29-61/16-48	.475/.333	6-19/3-16	.316/.188	19-30/18-29	.633/.621	36/41	(5)	16/4	13/29	3/0	17/5	25/27
UAB	35-21	37-41	72-62	+10	28-60/18-61	.467/.295	2-5/7-24	.400/.292	14-23/19-23	.609/.826	44/36	+8	14/9	16/17	6/1	9/6	18/22
Little Rock	32-16	26-29	58-45	+13	22-53/18-41	.415/.439	4-10/1-4	.400/.250	10-15/8-17	.667/.471	32/25	+7	10/7	19/19	1/1	8/7	21/18
Alabama State	46-13	48-24	94-37	+57	37-78/14-42	.474/.333	4-14/3-8	.286/.375	16-24/6-8	.667/.750	41/28	+13	25/7	14/40	1/7	28/7	14/22
Norfolk State	26-20	41-19	67-39	+28	22-54/16-58	.407/.276	2-13/2-12	.154/.167	21-26/5-7	.808/.714	40/37	+3	12/4	20/27	3/2	13/11	14/21
Washington St.	26-32	43-30	69-62	+7	24-57/22-49	.421/.449	5-10/8-19	.500/.421	16-19/10-11	.842/.909	32/31	+1	16/15	12/20	1/4	9/8	13/18
North Alabama	30-27	49-31	79-58	+21	30-71/24-60	.423/.400	8-16/6-22	.500/.273	11-12/4-7	.917/.571	41/37	+4	20/11	11/21	6/0	7/5	9/15
Tennessee	40-32	27-43	67-75	(8)	26-78/24-48	.333/.500	2-14/3-7	.143/.439	13-16/24-30	.813/.800	34/47	(13)	8/10	6/23	1/4	11/3	20/17
Texas A&M	20-32	24-34	44-66	(22)	15-49/25-57	.306/.439	1-9/1-8	.111/.125	13-21/15-23	.619/.652	29/43	(14)	8/12	17/16	4/3	9/8	20/21
Ole Miss	21-27	34-31	55-58	(3)	16-55/24-60	.291/.400	3-12/1-4	.250/.250	20-24/9-15	.833/.600	35/43	(8)	8/13	18/21	4/10	6/8	18/21
LSU	34-37	33-25	67-62	+5	26-59/23-55	.441/.418	4-11/0-2	.364/.000	11-15/16-25	.733/.640	34/36	(2)	11/11	17/15	1/1	10/10	19/17
Vanderbilt	23-22	27-31	50-53	(3)	21-59/18-47	.356/.383	1-13/4-19	.077/.211	7-12/13-17	.583/.765	34/35	(1)	12/10	15/21	2/5	9/6	18/14
Alabama	40-30	38-35	78-65	+13	27-57/23-56	.474/.411	3-8/3-15	.375/.200	21-29/16-20	.724/.800	33/35	(2)	18/9	11/17	2/2	11/5	18/21
Georgia	36-23	31-26	67-49	+18	23-59/17-50	.390/.340	4-16/3-10	.250/.300	17-23/12-16	.739/.750	38/34	+4	13/7	17/23	4/1	14/9	15/17
South Carolina	22-27	32-49	54-76	(22)	19-59/28-67	.322/.418	3-10/4-16	.300/.250	13-16/16-21	.813/.762	35/48	(13)	10/11	17/15	9/9	7/9	17/14
Arkansas	34-25	38-49	72-74	(2)	27-68/24-62	.397/.387	5-20/7-25	.250/.280	13-24/19-27	.542/.704	41/44	(3)	13/8	9/15	6/6	12/2	28/18
Missouri	33-21	37-38	70-59	+11	26-61/20-50	.426/.400	5-16/10-27	.313/.370	13-15/9-12	.867/.750	35/30	+5	12/15	17/22	3/2	9/10	20/15
Kentucky	40-18	38-32	78-50	+28	29-68/19-58	.426/.328	1-12/1-9	.083/.111	19-22/11-21	.864/.524	45/40	+5	16/6	19/26	4/5	15/8	21/17
Alabama	37-29	24-38	61-67	(6)	24-53/24-58	.453/.414	4-14/7-21	.286/.333	9-15/12-18	.600/.667	35/33	+2	13/12	18/15	3/4	7/7	19/14
LSU	30-40	36-31	66-71	(5)	24-64/23-50	.375/.460	7-16/2-5	.438/.400	11-16/23-27	.688/.852	28/42	(14)	7/13	15/23	5/7	10/6	25/18
Texas A&M	23-16	34-25	57-41	+16	19-59/15-45	.322/.333	3-11/1-9	.273/.111	16-18/10-15	.889/.667	41/30	+11	5/5	20/29	3/5	14/14	18/20
Mississippi St.	37-28	40-32	77-60	+17	32-74/19-59	.432/.322	8-21/4-16	.381/.250	5-11/18-23	.455/.783	42/43	(1)	17/9	6/17	3/0	8/3	19/15
Florida	37-34	40-40	77-74	+3	27-48/23-58	.563/.397	5-12/0-18	.417/.000	18-25/28-30	.720/.933	31/31	0	12/7	24/21	7/4	9/13	25/21
Arkansas	33-27	34-21	67-48	+19	29-62/17-53	.468/.321	5-12/6-20	.417/.300	4-7/8-17	.571/.471	43/34	+11	19/9	12/16	4/2	8/3	13/11
LSU	19-43	29-35	48-78	(30)	20-67/23-50	.299/.460	4-15/5-9	.267/.556	4-6/27-31	.667/.871	31/41	(10)	12/10	19/16	7/6	7/11	23/12

Game-by-Game Leaders

Opponent	Points	Rebounds	Assists	Steals	Blocked Shots
Jacksonville State	14-Honesty Scott-Grayson	8-Savannah Scott	4-Bostic/Shaw	4-Mar'Shaun Bostic	1-(four players)
Louisiana-Lafayette	16-Savannah Scott	14-Taylen Collins	3-(three players)	2-Collins/Scott-Grayson	2-Yakiya Milton
at Rutgers	21-Savannah Scott	11-Savannah Scott	4-Honesty Scott-Grayson	3-Celia Sumbane	2-Scott/Sumbane
California	18-Honesty Scott-Grayson	9-Honesty Scott-Grayson	5-JaMya Mingo-Young	1-(seven players)	1-H. Scott-Grayson
at UCF	17-Sydney Shaw	8-Taylen Collins	4-JaMya Mingo-Young	2-Sumbane/Duhon	2-Yakiya Milton
Alabama A&M	15-Sydney Shaw	10-Taylen Collins	3-JaMya Mingo-Young	4-Mar'Shaun Bostic	2-Collins/Eddings
Clemson	18-Honesty Scott-Grayson	6-Sydney Shaw	5-Honesty Scott-Grayson	5-Scott-Grayson/Bostic	2-Taylen Collins
at UAB	22-Honesty Scott-Grayson	8-Taylen Collins	4-Honesty Scott-Grayson	4-Mar'Shaun Bostic	2-Taylen Collins
at Little Rock	12-Honesty Scott-Grayson	8-Taylen Collins	4-JaMya Mingo-Young	2-Shaw/Scott-Grayson	1-JaMya Mingo-Young
Alabama State	24-Honesty Scott-Grayson	7-Celia Sumbane	6-JaMya Mingo-Young	5-Sumbane/Duhon	1-Timya Thurman
Norfolk State	16-JaMya Mingo-Young	5-Mingo-Young/Collins	4-JaMya Mingo-Young	4-Taylen Collins	1-(three players)
Washington State	17-Honesty Scott-Grayson	7-JaMya Mingo-Young	7-JaMya Mingo-Young	3-Collins/Scott-Grayson	1-McKenna Eddings
North Alabama	14-McKenna Eddings	10-JaMya Mingo-Young	7-JaMya Mingo-Young	3-McKenna Eddings	2-Sydney Shaw
Tennessee	17-Mar'Shaun Bostic	6-Taylen Collins	2-Mingo-Young/Eddings	5-JaMya Mingo-Young	1-Celia Sumbane
at Texas A&M	15-Honesty Scott-Grayson	8-JaMya Mingo-Young	3-JaMya Mingo-Young	2-Taylen Collins	1-(four players)
at Ole Miss	16-Honesty Scott-Grayson	6-Oyindamola Akinbolawa	2-Mar'Shaun Bostic	2-Mingo-Young/Akinbolawa	2-Taylen Collins
LSU	21-Honesty Scott-Grayson	7-Taylen Collins	5-JaMya Mingo-Young	4-Celia Sumbane	1-Savannah Scott
at Vanderbilt	15-Honesty Scott-Grayson	9-Taylen Collins	6-Honesty Scott-Grayson	3-JaMya Mingo-Young	1-Sumbane/Collins
Alabama	19-Honesty Scott-Grayson	9-JaMya Mingo-Young	4-Mingo-Young/Sumbane	3-Mar'Shaun Bostic	1-Collins/Akinbolawa
Georgia	21-Honesty Scott-Grayson	6-Honesty Scott-Grayson	4-Mar'Shaun Bostic	5-Mar'Shaun Bostic	1-(four players)
South Carolina	31-Honesty Scott-Grayson	6-Taylen Collins	4-JaMya Mingo-Young	2-(three players)	3-Timya Thurman
at Arkansas	27-Honesty Scott-Grayson	11-Taylen Collins	5-Mar'Shaun Bostic	4-Taylen Collins	3-H. Scott-Grayson
at Missouri	24-Honesty Scott-Grayson	11-JaMya Mingo-Young	5-JaMya Mingo-Young	2-(three players)	1-Scott/Milton
Kentucky	22-Honesty Scott-Grayson	11-Taylen Collins	6-JaMya Mingo-Young	4-JaMya Mingo-Young	2-Sumbane/Collins
at Alabama	15-Honesty Scott-Grayson	7-Taylen Collins	6-JaMya Mingo-Young	2-Yakiya Milton	2-Savannah Scott
at LSU	28-Honesty Scott-Grayson	6-JaMya Mingo-Young	3-Mar'Shaun Bostic	3-Collins/Scott-Grayson	3-Savannah Scott
Texas A&M	10-(three players)	7-Collins/Scott-Grayson	2-Mingo-Young/HSG	3-(three players)	2-Yakiya Milton
Mississippi State	32-Honesty Scott-Grayson	8-JaMya Mingo-Young	7-JaMya Mingo-Young	2-(three players)	1-(three players)
at Florida	18-Mar'Shaun Bostic	7-Savannah Scott	9-Mar'Shaun Bostic	4-McKenna Eddings	3-Yakiya Milton
vs. Arkansas [SEC]	11-(three players)	8-JaMya Mingo-Young	8-JaMya Mingo-Young	3-Mingo-Young/Bostic	2-Sydney Shaw
vs. LSU [SEC]	15-McKenna Eddings	6-Taylen Collins	3-Mingo-Young/Shaw	2-Shaw/Duhon	3-Savannah Scott

2023-24 Starting Lineups

Opponent	Point Guard (1)	Wing (2)	Wing (3)	Wing (4)	Post (5)
Jacksonville State (1)	Bostic	Shaw	Scott-Grayson	Collins	Scott
Louisiana-Lafayette (1)	Bostic	Shaw	Scott-Grayson	Collins	Scott
at Rutgers (1)	Bostic	Shaw	Scott-Grayson	Collins	Scott
California (2)	Bostic	Shaw	Eddings	Collins	Scott
at UCF (1)	Bostic	Shaw	Scott-Grayson	Collins	Scott
Alabama A&M (3)	Bostic	Shaw	Sumbane	Collins	Scott
Clemson (4)	Bostic	Shaw	Scott-Grayson	Sumbane	Collins
at UAB (4)	Bostic	Shaw	Scott-Grayson	Sumbane	Collins
at Little Rock (5)	Mingo-Young	Shaw	Scott-Grayson	Sumbane	Collins
Alabama State (5)	Mingo-Young	Shaw	Scott-Grayson	Sumbane	Collins
Norfolk State (5)	Mingo-Young	Shaw	Scott-Grayson	Sumbane	Collins
Washington State (5)	Mingo-Young	Shaw	Scott-Grayson	Sumbane	Collins
North Alabama (5)	Mingo-Young	Shaw	Scott-Grayson	Sumbane	Collins
Tennessee (5)	Mingo-Young	Shaw	Scott-Grayson	Sumbane	Collins
at Texas A&M (6)	Mingo-Young	Scott-Grayson	Sumbane	Collins	Scott
at Ole Miss (7)	Mingo-Young	Scott-Grayson	Duhon	Collins	Scott
LSU (8)	Mingo-Young	Scott-Grayson	Duhon	Collins	Akinbolawa
Vanderbilt (9)	Mingo-Young	Scott-Grayson	Duhon	Sumbane	Collins
Alabama (7)	Mingo-Young	Scott-Grayson	Duhon	Collins	Scott
Georgia (7)	Mingo-Young	Scott-Grayson	Duhon	Collins	Scott
South Carolina (7)	Mingo-Young	Scott-Grayson	Duhon	Collins	Scott
at Arkansas (9)	Mingo-Young	Scott-Grayson	Duhon	Sumbane	Collins
at Missouri (6)	Mingo-Young	Scott-Grayson	Sumbane	Collins	Scott
Kentucky (6)	Mingo-Young	Scott-Grayson	Sumbane	Collins	Scott
at Alabama (6)	Mingo-Young	Scott-Grayson	Sumbane	Collins	Scott
at LSU (7)	Mingo-Young	Scott-Grayson	Duhon	Collins	Scott
Texas A&M (7)	Mingo-Young	Scott-Grayson	Duhon	Collins	Scott
Mississippi State (7)	Mingo-Young	Scott-Grayson	Duhon	Collins	Scott
at Florida (10)	Mingo-Young	Shaw	Scott-Grayson	Collins	Milton
vs. Arkansas [SEC] (10)	Mingo-Young	Shaw	Scott-Grayson	Collins	Milton
vs. LSU [SEC] (11)	Mingo-Young	Shaw	Scott-Grayson	Collins	Scott

Record by Starting Lineup

(1) Bostic, Shaw, Scott-Grayson, Collins, Scott	3-1 (.750)
(2) Bostic, Shaw, Eddings, Collins, Scott	0-1 (.000)
(3) Bostic, Shaw, Sumbane, Collins, Scott.....	0-1 (.000)
(4) Bostic, Shaw, Scott-Grayson, Sumbane, Collins	2-0 (1.000)
(5) Mingo-Young, Shaw, Scott-Grayson, Sumbane, Collins	5-1 (.833)
(6) Mingo-Young, Scott-Grayson, Sumbane, Collins, Scott.....	2-2 (.500)
(7) Mingo-Young, Scott-Grayson, Duhon, Collins, Scott.....	4-3 (.571)
(8) Mingo-Young, Scott-Grayson, Duhon, Collins, Akinbolawa	1-0 (1.000)
(9) Mingo-Young, Scott-Grayson, Duhon, Sumbane, Collins	0-2 (.000)
(10) Mingo-Young, Shaw, Scott-Grayson, Collins, Milton	2-0 (1.000)
(11) Mingo-Young, Shaw, Scott-Grayson, Collins, Scott.....	0-1 (.000)



Johnnie HARRIS

Head Coach

Third Season at Auburn • 25th Season in college coaching

Pine Bluff, Ark. • Arkansas Baptist, 1996

Johnnie Harris enters her third year as head coach for Auburn women's basketball in 2023-24. A long-time Southeastern Conference assistant and 2018 WBCA National Assistant Coach of the Year, Harris was named Auburn women's basketball head coach on April 3, 2021.

In year two at Auburn, Harris led the Tigers to their first winning record and postseason appearance in four years, finishing with a 16-15 overall record and five SEC wins. Auburn won a postseason game for the first time since 2016, defeating Tulane in the WNIT first round. In addition, the Tigers tied a school record for steals in a game with 24 against Samford, defeated Texas A&M for the first time, and won a road game in the SEC for the first time since the 2019-20 season.

Her first season on the Plains saw Auburn double its win total from the previous season and pick up three victories over nationally ranked opponents. Her first top-25 win came Nov. 21 with a 59-51 win at Georgia Tech, Auburn's first road win over a ranked foe since 2014. The biggest win of the season, and one of Auburn's biggest in decades, came Jan. 27 when the Tigers shocked No. 4 Tennessee 71-61 at home for their first SEC win of the season and their first win over a top-5 opponent since 1997. The Tigers added one more top-25 win, a 65-60 victory over No. 21 Georgia on Feb. 20. Sophomore Aicha Coulibaly was named to the All-SEC Second Team, and the Tigers landed a consensus top-25 recruiting class for 2022-23.

Prior to her arrival at Auburn, Harris spent 16 years combined at Arkansas, Texas A&M and Mississippi State, and spent the 2020-21 season as the Associate Head Coach at the University of Texas. She helped Texas to an Elite Eight appearance during the 2020-21 season, and she worked alongside Longhorn head coach Vic Schaefer the previous 10 years assisting Mississippi State to a pair of NCAA Championship game appearances. She was a central part of Mississippi State's success those eight seasons and is considered one of the nation's top recruiters.

Harris helped lead Mississippi State to a 221-62 [.781] record and five NCAA Tournament berths, including NCAA Championship Game appearances in 2017 and 2018. During that time, the Bulldogs also won the program's first Southeastern Conference regular-season championship and SEC Tournament Championship.

Harris' pupils in the past were some of the best in Mississippi State school history, led by Teaira McCowan, who Harris mentored during McCowan's record-setting junior and senior campaigns from 2017-19. The 2019 SEC Player of the Year and a consensus First-Team All-American, McCowan finished her career as Mississippi State's leader in rebounds and field-goal percentage, while ranking second in blocks and fourth in points and field-goals made.

The individual development McCowan showed during Mississippi State's run to a second consecutive national title game caught the attention of the coaching community, as Harris was tabbed the WBCA National Assistant Coach of the Year for the 2017-18 season.

In 2018-19, Harris helped transfer forward Anriel Howard combine with McCowan to create one of the best front courts in the country. In her lone season with the Bulldogs, Howard earned first-team All-SEC recognition by the AP and league coaches after averaging 16.4 points and 8.4 rebounds per game. Both McCowan [No. 3, Indiana Fever] and Howard [No. 24, Seattle Storm] were selected in the 2019 WNBA Draft.

Another Harris product, Chinwe Okorie, was an integral part of the Bulldogs' runs to the Final Four and 2016 Sweet 16 and finished her MSU career sixth in program annals in field-goal percentage, shooting 52.1 percent over 109 games. She raised her scoring average and field goal percentage each season of her three-year career, capped by her 7.5 ppg average on 56.4 percent shooting as a senior.

Harris helped guide Texas A&M to four Sweet 16 appearances in her five seasons, including the program's first national championship in 2010-11. During her tenure with the Aggies, Harris helped sign and mentor junior college All-Americans Danielle Adams and Tanisha Smith.

Prior to her stop in College Station, Harris spent three seasons at Arkansas, landing some of the Lady Razorbacks' top recruiting classes in program history. She signed Laura Ervin, a junior college All-American who went on to garner Second Team All-SEC accolades, as well as Freshman All-SEC selection Donica Cosby.

Harris has had the opportunity to learn from some of the game's top coaches, including Hall of Famer Kay Yow at N.C. State. She joined the program in the 2003-04 season and assisted the squad to the NCAA Tournament for the first time in two years. Her first recruiting class in Raleigh was rated as one of the best in the nation. She also garnered a commitment from Gillian Goring, the nation's No. 1 post player who went on to play for the Washington Mystics.

The Arkansas-Fort Smith position kept the Pine Bluff native in her home state after she started her coaching career as a graduate assistant at Little Rock. Her hard work at UALR earned her a promotion to a full-time assistant position in 2000.

Harris is the mother of two children, Marcus and Kiera, and the legal guardian of Lily. She also has two grandchildren, Samarah and Kaiden.

Harris Year-by-Year

Arkansas-Little Rock, Assistant Coach (1999-2001)

Year	Record	Conf.	Other Information
1999-00	5-23	1-15	
2000-01	6-22	0-16	

Arkansas-Fort Smith, Assistant Coach (2001-03)

Year	Record	Conf.	Other Information
2001-02	26-2		
2002-03	34-8		Conference Champions

NC State, Assistant Coach (2003-04)

Year	Record	Conf.	Other Information
2003-04	17-15	8-8	NCAA First Round

Arkansas, Assistant Coach (2004-07)

Year	Record	Conf.	Other Information
2004-05	17-14	3-11	WNIT Second Round
2005-06	13-15	5-9	
2006-07	18-13	3-11	

Texas A&M, Assistant Coach (2007-12)

Year	Record	Conf.	Other Information
2007-08	29-8	11-5	NCAA Elite Eight Big 12 Tournament Champions
2008-09	27-8	11-5	NCAA Sweet 16
2009-10	26-8	10-6	NCAA Second Round Big 12 Tournament Champions
2010-11	33-5	13-3	National Champions
2011-12	24-11	11-7	NCAA Sweet 16

Mississippi State, Associate Head Coach (2013-20)

Year	Record	Conf.	Other Information
2012-13	13-17	5-11	
2013-14	22-14	5-11	WNIT Quarterfinals
2014-15	27-7	11-5	NCAA Second Round
2015-16	28-8	11-5	NCAA Sweet 16
2016-17	34-5	13-3	National Runner-Up
2017-18	37-2	16-0	National Runner-Up SEC Regular Season Champions
2018-19	33-3	15-1	NCAA Elite Eight SEC Regular Season & Tournament Champions
2019-20	27-6	13-3	(no postseason; pandemic)

Texas, Associate Head Coach (2020-21)

Year	Record	Conf.	Other Information
2020-21	21-10	11-7	NCAA Elite Eight

Auburn, Head Coach (2021-)

Year	Record	Conf.	Other Information
2021-22	10-18	2-14	
2022-23	16-15	5-11	WNIT Second Round
2023-24	20-11	8-8	NCAA Tournament



Yakiya MILTON

#0

Freshman • Forward • 6-4
Jacksonville, Fla. • Mandarin HS

- Career-high 6 points, 5 rebounds in SEC Tournament second round win over Arkansas (3/7/24)
- Made first career start in return to home state of Florida; scored 1 point and had career-high 3 blocks (3/3)
- Matched season-bests with 4 rebounds, 2 blocks while playing season-high 17 minutes in win over Texas A&M (2/25)
- Season-best 3 points, all on free throws, at Missouri (2/11); also had 2 rebounds, 1 block and 1 steal
- First collegiate field goal vs. UAB; had season-best 4 rebounds (12/3)
- Had two blocks, two rebounds and scored first collegiate point in return to home state at UCF (11/20)
- Two blocks in just under 9 minutes of action vs. UL-Lafayette (11/9)
- Ranked 8th in state of Florida in blocks
- Youngest player on team, one of youngest in SEC

SEASON/CAREER HIGHS

Points

6 vs. Arkansas [SEC] 3/7/24

Rebounds

5 vs. Arkansas [SEC] 3/7/24

Assists

1 4x; last vs. LSU [SEC] 3/8/24

Blocks

3 at Florida 3/3/24

Steals

2 2x; last at Alabama 2/18/24

Field Goals

3 vs. Arkansas [SEC] 3/7/24

Field Goal Attempts

4 2x; last vs. Miss. State 2/29/24

3-Point Field Goals

3-Point FG Attempts

Free Throws

3 at Missouri 2/11/24

Free Throw Attempts

4 2x; last at Missouri 2/11/24

Opponent	Start	Min.	FG-A	3PT-A	FT-A	O-D-T	PF	Ast.	TO	Blk.	St.	Pts.
JACKSONVILLE STATE		4:30	0-1	0-0	0-0	0-0-0	1	0	0	0	0	0
LOUISIANA-LAFAYETTE		8:45	0-0	0-0	0-0	0-0-0	1	0	0	2	0	0
at Rutgers		2:31	0-0	0-0	0-2	1-1-2	0	0	0	1	0	0
CALIFORNIA						--DNP--						
at UCF		16:45	0-2	0-0	1-2	0-2-2	3	0	1	2	1	1
ALABAMA A&M		7:35	0-1	0-0	0-0	0-1-1	4	0	2	1	0	0
CLEMSON		3:36	0-0	0-0	0-0	0-0-0	2	0	1	0	0	0
at UAB		14:21	1-2	0-0	0-0	0-4-4	3	0	1	1	0	2
at Little Rock		3:27	0-0	0-0	0-0	1-1-2	0	0	0	0	0	0
ALABAMA STATE		11:53	0-2	0-0	0-4	2-2-4	2	1	1	0	2	0
NORFOLK STATE		4:37	0-0	0-0	0-0	0-0-0	1	1	1	1	0	0
WASHINGTON STATE						--DNP--						
NORTH ALABAMA		11:47	1-4	0-0	0-0	0-2-2	0	0	1	1	0	2
TENNESSEE						--DNP--						
at Texas A&M		15:02	0-0	0-0	2-2	1-2-3	2	0	0	1	0	2
at Ole Miss		4:22	1-1	0-0	0-0	0-0-0	0	0	0	0	0	2
LSU						--DNP--						
at Vanderbilt		4:57	1-1	0-0	0-0	0-0-0	1	0	0	0	1	2
ALABAMA						--DNP--						
GEORGIA		5:56	1-2	0-0	0-0	0-0-0	0	0	0	0	0	2
SOUTH CAROLINA						--DNP--						
at Arkansas						--DNP--						
at Missouri		13:07	0-1	0-0	3-4	1-1-2	1	0	0	1	1	3
KENTUCKY		5:34	0-1	0-0	0-0	0-3-3	4	0	1	0	0	0
at Alabama		16:42	0-0	0-0	1-2	0-3-3	3	1	0	0	2	1
at LSU		10:24	0-1	0-0	0-0	0-3-3	4	0	0	0	0	0
TEXAS A&M		17:31	0-2	0-0	0-0	1-3-4	3	0	0	2	0	0
MISSISSIPPI STATE		15:26	0-4	0-0	0-0	2-2-4	1	0	0	0	0	0
at Florida	*	17:45	0-2	0-0	1-2	0-2-2	1	0	2	3	0	1
vs. Arkansas [SEC]	*	16:26	3-3	0-0	0-0	2-3-5	0	0	2	1	0	6
vs. LSU [SEC]		16:43	2-2	0-0	0-0	1-1-2	4	1	1	0	0	4

MILTON'S CAREER STATISTICS

SEASON	TEAM	GP-GS	MIN/AVG	Field Goals		3-Point		F-Throws		Rebounds				Scoring						
				FG-FGA	FG%	3FG-3FGA	3FG%	FT-FTA	FT%	OFF	DEF	TOT	AVG	PF-FO	A	TO	BLK	STL	PTS	AVG
2023-24	AUB	24-2	250/10.4	10-32	.313	0-0	.000	8-18	.444	12	36	48	2.0	41-0	4	14	17	7	28	1.2
TOTAL		24-2	250/10.4	10-32	.313	0-0	.000	8-18	.444	12	36	48	2.0	41-0	4	14	17	7	28	1.2



Celia SUMBANE

#1

Junior • Forward • 6-2
Maputo, Mozambique • South Plains CC [Texas]

- SEC-best 10 points at Arkansas (2/4)
- Season-high 28 minutes in upset win over #7 LSU; finished with 6 points, 5 rebounds, 4 steals (1/14)
- Went on 8-0 run by herself to open 4th quarter at Ole Miss to help close gap; finished with 9 points, 3 rebounds (1/11)
- Stuffed stat sheet in big win over Alabama State with 11 points, 7 rebounds, 5 steals, 3 assists, all season highs (12/13)
- Was a defensive force in win at Rutgers with 5 points, 2 rebounds, 2 blocks, 3 steals, 2 assists (11/12)
- First-team NJCAA All-American in 2023; Western Junior College Athletic Conference MVP and DPOY
- Averaged 14.6 points, 8.0 rebounds, 1.7 steals, 1.6 assists at South Plains CC in 2022-23
- First Auburn player from Mozambique, fifth player from Africa
- Played for home country at FIBA U19 World Cup in Thailand in 2019

SEASON/CAREER HIGHS

Points	11	vs. Alabama State	12/13/23
Rebounds	7	vs. Alabama State	12/13/23
Assists	4	vs. Alabama	1/21/24
Blocks	2	3x; last vs. Kentucky	2/15/24
Steals	5	vs. Alabama State	12/13/23
Field Goals	5	vs. Alabama State	12/13/23
Field Goal Attempts	10	2x; last at Arkansas	2/4/24
3-Point Field Goals	2	vs. Washington St.	12/20/23
3-Point FG Attempts	2	3x; last vs. North Alabama	12/31/23
Free Throws	4	at Arkansas	2/4/24
Free Throw Attempts	6	at Arkansas	2/4/24

Opponent	Start	Min.	FG-A	3PT-A	FT-A	O-D-T	PF	Ast.	TO	Blk.	St.	Pts.
JACKSONVILLE STATE		14:26	0-3	0-0	1-2	2-3-5	0	0	1	1	0	1
LOUISIANA-LAFAYETTE		4:15	0-1	0-1	0-0	0-0-0	2	0	0	0	0	0
at Rutgers		18:48	2-3	1-2	0-0	0-2-2	1	2	1	2	3	5
CALIFORNIA		13:34	1-3	0-1	0-0	0-3-3	2	0	1	0	1	2
at UCF		21:16	3-5	0-1	0-0	1-0-1	3	1	2	1	2	6
ALABAMA A&M	*	14:20	1-2	0-0	2-2	1-2-3	4	1	1	1	1	4
CLEMSON	*	11:14	1-1	0-0	0-0	0-1-1	4	0	2	0	0	4
at UAB	*	19:19	1-3	0-0	3-4	2-3-5	4	1	2	1	1	5
at Little Rock	*	6:17	1-1	0-0	0-0	1-0-1	2	0	4	0	0	2
ALABAMA STATE	*	21:14	5-9	0-0	1-2	5-2-7	1	3	0	0	5	11
NORFOLK STATE	*	16:50	2-3	0-0	0-0	1-2-3	1	1	0	1	0	4
WASHINGTON STATE	*	9:58	2-3	2-2	0-0	1-0-1	3	1	3	0	1	6
NORTH ALABAMA	*	15:40	1-10	0-2	2-2	2-7-9	2	1	1	0	1	4
TENNESSEE	*	18:37	1-3	0-1	2-2	1-3-4	3	0	1	1	2	4
at Texas A&M	*	21:10	1-2	0-1	0-0	0-2-2	4	0	1	0	1	2
at Ole Miss		23:11	3-8	0-1	3-4	2-1-3	3	0	2	0	0	9
LSU		28:27	2-7	0-0	2-3	3-2-5	1	1	3	0	4	6
at Vanderbilt	*	16:31	1-2	0-1	1-2	0-0-0	4	0	2	1	1	3
ALABAMA		10:34	3-5	0-0	0-0	2-1-3	4	4	1	0	0	6
GEORGIA		14:30	0-3	0-1	1-2	2-2-4	2	2	2	0	1	1
SOUTH CAROLINA		14:00	1-3	0-2	0-0	1-1-2	2	2	0	2	0	2
at Arkansas	*	26:58	3-10	0-0	4-6	1-3-4	5	0	1	1	1	10
at Missouri	*	17:36	3-6	0-0	0-0	1-2-3	1	0	2	0	2	6
KENTUCKY	*	21:32	2-3	0-0	0-0	2-0-2	3	0	2	2	3	4
at Alabama	*	19:12	1-2	0-0	0-0	0-0-0	2	1	1	0	0	2
at LSU		20:16	0-0	0-0	2-2	2-1-3	2	0	1	0	1	2
TEXAS A&M		14:20	0-4	0-0	0-0	1-0-1	1	0	1	0	1	0
MISSISSIPPI STATE		6:51	0-0	0-0	0-0	2-1-3	1	1	0	0	0	0
at Florida		6:21	2-4	0-0	1-2	1-2-3	2	0	2	0	0	5
vs. Arkansas [SEC]		6:54	0-1	0-0	0-0	1-3-4	0	1	0	0	0	0
vs. LSU [SEC]		11:51	1-3	0-2	0-0	0-1-1	3	0	1	1	0	4

SUMBANE'S CAREER STATISTICS

		Field Goals			3-Point		F-Throws		Rebounds				Scoring							
SEASON	TEAM	GP-GS	MIN/AVG	FG-FGA	FG%	3FG-3FGA	3FG%	FT-FTA	FT%	OFF	DEF	TOT	AVG	PF-FO	A	TO	BLK	STL	PTS	AVG
2023-24	AUB	31-15	486/15.7	44-113	.389	3-18	.167	25-35	.714	38	50	88	2.8	74-1	23	40	15	32	116	3.7
TOTAL		31-15	486/15.7	44-113	.389	3-18	.167	25-35	.714	38	50	88	2.8	74-1	23	40	15	32	116	3.7



JaMya MINGO-YOUNG

#2

Graduate Student • Guard • 5-8
Bogalusa, La. • Loranger HS • Mississippi State • Alabama

- Flirted with triple-double in SEC Tournament win over Arkansas with 11 points, 8 rebounds, season-high 8 assists (3/7)
- Filled stat sheet on Senior Night with 6 points, 7 assists, 8 rebounds in win over Mississippi State (2/29)
- Second Auburn double-double with 10 points, season-high 11 rebounds in win at Missouri (2/11); also led Tigers with 5 assists
- Stole ball from LSU's Angel Reese in final seconds and made 2 FTs to secure upset win (1/14); finished with 13 points, 3 rebounds, 5 assists, 2 steals
- Made 29 consecutive free throws from Dec. 3 (UAB) through Jan. 7 (Texas A&M)
- First Auburn double-double, 8th of career, with 13 points, season-high 10 rebounds, season-high 7 assists vs. North Alabama (12/31)
- Tied Auburn record for single-game FT percentage, going 12-12 in win over Norfolk State; finished with 16 points (12/16)
- Transferred from Alabama after 2022-23 season; played for Johnnie Harris as a freshman at Mississippi State in 2019-20
- Career-best 26 points vs. Chattanooga in 2021 while playing at Alabama

SEASON HIGHS

Points	16	3x; last at LSU	2/22/24
Rebounds	11	at Missouri	2/11/24
Assists	8	vs. Arkansas [SEC]	3/7/24
Blocks	1	5x; last vs. Texas A&M	2/25/24
Steals	5	vs. Tennessee	1/4/24
Field Goals	6	at Alabama	2/18/24
Field Goal Attempts	16	at Missouri	2/11/24
3-Point Field Goals	2	vs. Miss. State	2/29/24
3-Point FG Attempts	4	2x; last vs. Miss. State	2/29/24
Free Throws	12	vs. Norfolk State	12/16/23
Free Throw Attempts	12	vs. Norfolk State	12/16/23

Opponent	Start	Min.	FG-A	3PT-A	FT-A	O-D-T	PF	Ast.	TO	Blk.	St.	Pts.
JACKSONVILLE STATE						--DNP--						
LOUISIANA-LAFAYETTE						--DNP--						
at Rutgers						--DNP--						
CALIFORNIA		13:44	0-3	0-1	0-0	0-2-2	3	5	0	0	0	0
at UCF		26:27	3-6	0-1	1-2	0-2-2	0	4	1	0	0	7
ALABAMA A&M		18:29	4-9	1-1	0-1	1-4-5	3	3	0	0	3	9
CLEMSON		16:41	3-4	1-1	9-11	1-2-3	2	3	0	1	1	16
at UAB		19:19	2-5	0-0	1-2	0-3-3	2	3	2	0	1	5
at Little Rock	*	22:56	3-5	0-0	5-5	0-6-6	1	4	2	1	1	11
ALABAMA STATE	*	16:42	1-3	0-1	0-0	0-3-3	3	6	2	0	2	2
NORFOLK STATE	*	24:12	2-4	0-1	12-12	0-5-5	2	4	0	0	2	16
WASHINGTON STATE	*	30:35	3-11	0-0	6-6	2-5-7	1	7	3	0	0	12
NORTH ALABAMA	*	30:56	5-10	1-2	2-2	3-7-10	1	7	2	1	1	13
TENNESSEE	*	25:02	4-8	1-1	2-2	1-3-4	1	2	1	0	5	11
at Texas A&M	*	27:16	2-9	0-0	5-7	1-7-8	3	3	2	1	1	9
at Ole Miss	*	31:05	2-8	1-3	4-4	1-2-3	4	1	5	0	2	9
LSU	*	31:29	4-10	1-2	4-4	1-2-3	0	5	2	0	2	13
at Vanderbilt	*	31:53	1-6	0-0	3-4	0-3-3	2	3	1	0	3	5
ALABAMA	*	32:52	4-9	1-1	3-7	2-7-9	3	4	2	0	2	12
GEORGIA	*	22:03	4-7	1-3	0-0	0-4-4	2	2	0	0	3	9
SOUTH CAROLINA	*	28:12	1-5	0-1	2-2	0-5-5	2	4	2	0	0	4
at Arkansas	*	18:00	1-5	0-2	0-0	1-1-2	3	1	1	0	1	2
at Missouri	*	32:40	5-16	0-2	0-0	3-8-11	2	5	1	0	2	10
KENTUCKY	*	28:56	3-8	0-1	4-4	2-6-8	1	6	4	0	4	10
at Alabama	*	34:56	6-13	1-4	1-2	0-4-4	2	6	4	0	1	14
at LSU	*	30:52	5-13	1-3	5-5	2-4-6	3	2	2	0	0	16
TEXAS A&M	*	22:46	2-4	0-1	6-6	1-1-2	1	2	3	1	3	10
MISSISSIPPI STATE	*	29:37	2-11	2-4	0-0	1-7-8	3	7	2	0	1	6
at Florida	*	15:47	0-1	0-0	0-0	0-0-0	0	1	1	0	0	0
vs. Arkansas [SEC]	*	31:42	5-12	1-1	0-0	0-8-8	2	8	1	0	3	11
vs. LSU [SEC]	*	25:07	3-9	1-2	1-2	0-0-0	1	3	4	0	1	8

CAREER HIGHS (incl. previous schools)

Points	26	at Chattanooga	12/5/21
Rebounds	15	vs. Auburn [SEC]	3/2/22
Assists	9	vs. Troy	12/14/20
Blocks	2	2x; last vs. Auburn	1/2/22
Steals	6	3x; last vs. Tennessee	2/17/22
Field Goals	10	vs. Arkansas	1/20/22
Field Goal Attempts	16	at Missouri	2/11/24
3-Point Field Goals	3	at South Florida	11/16/22
3-Point FG Attempts	4	2x; last vs. Miss. State	2/29/24
Free Throws	12	vs. Norfolk State	12/16/23
Free Throw Attempts	14	at Vanderbilt	2/6/22

MINGO-YOUNG'S CAREER STATISTICS

SEASON	TEAM	GP-GS	MIN/AVG	Field Goals		3-Point		F-Throws		Rebounds				Scoring						
				FG-FGA	FG%	3FG-3FGA	3FG%	FT-FTA	FT%	OFF	DEF	TOT	AVG	PF-FO	A	TO	BLK	STL	PTS	AVG
2019-20	MSU	32-1	417/13.0	50-120	.417	5-17	.294	38-45	.844	19	51	70	2.2	55-0	48	34	5	28	143	4.5
2020-21	MSU	19-11	444/23.3	35-84	.417	6-22	.273	30-47	.638	17	58	75	3.9	45-1	57	31	6	22	106	5.6
2021-22	Bama	34-34	1090/32.1	138-293	.471	17-52	.327	101-148	.682	76	153	229	6.7	86-2	86	75	6	80	394	11.6
2022-23	Bama	14-2	243/17.4	24-61	.393	4-21	.190	24-26	.923	18	43	61	4.4	34-2	21	28	2	20	76	5.4
2023-24	AUB	28-23	720/25.7	80-214	.374	14-39	.359	76-90	.844	23	111	134	4.8	53-0	111	50	5	45	250	8.9
TOTAL FOR AUB		28-23	720/25.7	80-214	.374	14-39	.359	76-90	.844	23	111	134	4.8	53-0	111	50	5	45	250	8.9
TOTAL		127-71	2914/22.9	327-772	.424	46-151	.305	269-356	.756	153	416	569	4.5	273-5	323	218	24	195	969	7.6



McKenna EDDINGS

#3

Junior • Guard • 6-0

Williamsburg, Va. • Warhill HS • Stetson • Moberly Area CC [Mo.]

- Career-high 15 points in SEC Tournament quarterfinal game vs. LSU (3/8)
- Second straight big game with 11 points, career-high 4 steals, season high-tying 5 rebounds in win at Florida (3/3)
- Huge game vs. Mississippi State with 13 points (6-12 FG) and season-high 5 rebounds (2/29)
- Scored 9 points on 3-7 3FG in win at Missouri (2/11)
- Hit clutch 3-pointer in 4th quarter to extend Auburn lead over LSU in upset win (1/14)
- Led Auburn with career-high 14 points, 3 steals, 4-5 3FG, in win over North Alabama (12/31)
- First-team NJCAA All-American at Moberly Area CC in 2022-23
- Averaged 16.2 points, 5.6 rebounds, 2.0 assists, 2.4 steals as a sophomore at Moberly
- Played in nine games as a freshman at Stetson in 2020-21 before transferring to junior college

SEASON HIGHS

Points	15	vs. LSU [SEC]	3/8/24
Rebounds	5	2x; last at Florida	3/3/24
Assists	3	2x; last at Rutgers	11/12/23
Blocks	2	vs. Alabama A&M	11/26/23
Steals	4	at Florida	3/3/24
Field Goals	6	2x; last vs. LSU [SEC]	3/8/24
Field Goal Attempts	13	vs. LSU [SEC]	3/8/24
3-Point Field Goals	4	vs. North Alabama	12/31/23
3-Point FG Attempts	7	at Missouri	2/11/24
Free Throws	4	vs. Alabama A&M	11/26/23
Free Throw Attempts	7	vs. Alabama A&M	11/26/23

Opponent	Start	Min.	FG-A	3PT-A	FT-A	O-D-T	PF	Ast.	TO	Blk.	St.	Pts.
JACKSONVILLE STATE		13:04	1-4	1-2	3-4	0-4-4	0	0	0	0	0	6
LOUISIANA-LAFAYETTE		19:58	1-6	0-4	2-2	0-3-3	3	3	3	1	0	4
at Rutgers		23:43	1-4	0-2	2-2	1-2-3	1	3	0	1	1	4
CALIFORNIA	*	24:43	2-8	1-5	0-0	0-2-2	1	1	1	0	1	5
at UCF		2:30	0-2	0-1	0-0	1-0-1	0	0	1	0	0	0
ALABAMA A&M		18:37	2-9	1-4	4-7	1-1-2	0	1	3	2	1	9
CLEMSON		8:37	3-6	1-4	2-2	0-1-1	0	0	0	0	1	9
at UAB		10:22	0-4	0-3	0-0	0-1-1	3	1	0	1	0	0
at Little Rock		10:23	2-5	1-1	0-0	1-0-1	3	2	1	0	1	5
ALABAMA STATE		12:28	3-10	2-6	2-2	1-1-2	0	2	1	0	1	10
NORFOLK STATE		14:28	0-3	0-2	0-0	1-0-1	0	2	0	0	1	0
WASHINGTON STATE		11:47	0-0	0-0	0-0	0-1-1	0	1	0	1	0	0
NORTH ALABAMA		22:32	5-8	4-5	0-0	1-2-3	0	2	2	1	3	14
TENNESSEE		22:56	1-12	1-6	0-0	1-1-2	3	2	0	0	2	3
at Texas A&M		9:23	0-2	0-1	0-0	0-0-0	1	0	1	0	0	0
at Ole Miss		5:28	0-1	0-1	0-0	0-0-0	0	1	0	0	0	0
LSU		9:39	1-2	1-2	1-2	0-0-0	2	0	0	0	0	4
at Vanderbilt						--DNP--						
ALABAMA		1:07	0-1	0-0	0-0	0-0-0	0	0	0	0	0	0
GEORGIA						--DNP--						
SOUTH CAROLINA		3:08	0-1	0-1	0-0	0-0-0	0	0	0	0	0	0
at Arkansas		8:32	1-4	0-2	0-0	1-1-2	4	1	2	0	0	2
at Missouri		20:47	3-8	3-7	0-0	0-0-0	0	0	2	0	0	9
KENTUCKY		15:07	1-6	1-5	2-2	1-1-2	1	1	0	0	0	5
at Alabama		1:11	0-0	0-0	0-0	0-0-0	0	0	0	0	0	0
at LSU		4:09	0-2	0-1	0-0	0-0-0	1	1	1	0	1	0
TEXAS A&M		1:50	0-1	0-1	0-0	0-0-0	0	0	0	0	1	0
MISSISSIPPI STATE		22:58	6-12	1-4	0-1	3-2-5	2	1	0	0	1	13
at Florida		29:24	4-9	2-7	1-1	1-4-5	4	0	3	0	4	11
vs. Arkansas [SEC]		13:34	3-4	1-2	0-0	0-1-1	3	0	0	0	0	7
vs. LSU [SEC]		14:23	6-13	3-5	0-0	0-0-0	3	0	0	0	0	15

CAREER HIGHS (incl. previous schools)

Points	15	vs. LSU [SEC]	3/8/24
Rebounds	5	2x; last at Florida	3/3/24
Assists	3	2x; last at Rutgers	11/12/23
Blocks	2	vs. Alabama A&M	11/26/23
Steals	4	at Florida	3/3/24
Field Goals	6	2x; last vs. LSU [SEC]	3/8/24
Field Goal Attempts	13	vs. LSU [SEC]	3/8/24
3-Point Field Goals	4	vs. North Alabama	12/31/23
3-Point FG Attempts	7	at Missouri	2/11/24
Free Throws	4	vs. Alabama A&M	11/26/23
Free Throw Attempts	7	vs. Alabama A&M	11/26/23

EDDINGS' CAREER STATISTICS

SEASON	TEAM	GP-GS	MIN/AVG	Field Goals		3-Point		F-Throws		Rebounds				Scoring						
				FG-FGA	FG%	3FG-3FGA	3FG%	FT-FTA	FT%	OFF	DEF	TOT	AVG	PF-FO	A	TO	BLK	STL	PTS	AVG
2020-21	Stet	10-0	39/3.9	5-11	.455	1-3	.333	0-2	.000	4	5	9	0.9	2-0	0	3	0	2	11	1.1
2023-24	AUB	29-1	377/13.0	46-147	.313	24-84	.286	19-25	.760	14	28	42	1.4	35-0	25	21	7	19	135	4.7
TOTAL FOR AUB		29-1	377/13.0	46-147	.313	24-84	.286	19-25	.760	14	28	42	1.4	35-0	25	21	7	19	135	4.7
TOTAL		39-1	416/10.7	51-158	.323	25-87	.287	19-27	.704	18	33	51	1.3	37-0	25	24	7	21	146	3.7



Kaitlyn DUHON

#4

Sophomore • Guard • 5-10
Houston, Texas. • Summer Creek HS

- SEC-best 10 points along with 4 rebounds in win over Kentucky (2/15)
- Scored 8 points on 4-6 FG while making second start of season in upset win over No. 7 LSU (1/14)
- Made first start of season at Ole Miss (1/11)
- Career-high 5 steals and 3 assists in just 10 minutes of action in win over Alabama State (12/13)
- Matched career-high with 3 steals and scored 10 points in win over Clemson (11/30)
- Stellar season opener with 13 points (6-9 FG), 3 rebounds, 2 steals vs. Jacksonville State (11/6)
- Two huge defensive games in exhibitions: 10 points, 10 rebounds, 6 steals vs. Columbus State; 6 points, 4 rebounds 6 steals vs. West Georgia
- Played in 30 of 31 games as a freshman, starting 6; averaged 3.8 points, 2.3 rebounds
- Career-high 17 points vs. South Alabama (11/10/22); 8 rebounds vs. Sam Houston (11/8/22)

SEASON HIGHS

Points		
13	vs. Jacksonville State	11/6/23
Rebounds		
6	at UAB	12/3/23
Assists		
3	2x; last vs. Miss. State	2/29/24
Blocks		
1	3x; last at Alabama	2/12/24
Steals		
5	vs. Alabama State	12/13/23
Field Goals		
6	vs. Jacksonville State	11/6/23
Field Goal Attempts		
10	2x; last vs. North Alabama	12/31/23
3-Point Field Goals		
1	3x; last vs. Alabama	1/21/24
3-Point FG Attempts		
2	3x; last at Vanderbilt	1/18/24
Free Throws		
4	vs. Kentucky	2/15/24
Free Throw Attempts		
5	vs. Kentucky	2/15/24

Opponent	Start	Min.	FG-A	3PT-A	FT-A	O-D-T	PF	Ast.	TO	Blk.	St.	Pts.
JACKSONVILLE STATE		21:42	6-9	0-0	1-1	0-3-3	1	0	1	0	2	13
LOUISIANA-LAFAYETTE		8:58	0-3	0-0	0-2	1-1-2	4	0	1	0	0	0
at Rutgers		17:38	0-2	0-0	0-0	0-2-2	1	1	1	0	1	0
CALIFORNIA		15:05	4-5	0-0	1-2	1-1-2	0	0	0	0	1	9
at UCF		14:46	1-3	0-1	1-2	1-3-4	1	1	1	0	2	3
ALABAMA A&M		14:27	0-1	0-0	1-2	1-3-4	1	1	2	0	0	1
CLEMSON		16:45	5-10	0-0	0-0	0-3-3	1	0	1	0	3	10
at UAB		14:19	3-7	0-0	0-2	2-4-6	4	0	2	1	0	6
at Little Rock		11:39	0-3	0-0	2-2	1-0-1	0	0	0	0	1	2
ALABAMA STATE		10:08	1-2	0-0	2-2	1-0-1	1	3	1	0	5	4
NORFOLK STATE		13:46	3-4	1-1	0-0	1-4-5	1	1	2	0	1	7
WASHINGTON STATE		16:16	1-4	1-1	0-0	1-1-2	1	0	0	0	1	3
NORTH ALABAMA		16:51	5-10	0-2	1-1	2-1-3	2	1	0	0	1	11
TENNESSEE		12:25	1-5	0-1	0-0	0-1-1	4	0	1	0	0	2
at Texas A&M		14:41	0-3	0-2	0-2	0-2-2	1	0	1	0	1	0
at Ole Miss	*	28:54	1-3	0-1	0-0	0-2-2	1	0	0	0	0	2
LSU	*	12:07	4-6	0-0	0-1	1-2-3	2	0	2	0	0	8
at Vanderbilt	*	29:40	3-9	0-2	0-0	0-4-4	2	0	1	0	2	6
ALABAMA	*	13:21	3-4	1-1	1-1	0-0-0	3	0	2	0	1	8
GEORGIA	*	16:59	3-4	0-1	3-4	2-3-5	3	1	1	1	0	9
SOUTH CAROLINA	*	16:36	0-0	0-0	0-0	0-0-0	1	0	1	0	1	0
at Arkansas	*	22:22	4-7	0-1	0-0	0-2-2	4	0	1	0	1	8
at Missouri		11:19	1-2	0-0	0-0	1-1-2	0	1	1	0	1	2
KENTUCKY		24:50	3-8	0-1	4-5	1-3-4	2	1	1	0	1	10
at Alabama		19:03	3-7	0-1	2-2	3-2-5	3	0	2	1	1	8
at LSU	*	21:17	2-3	0-1	0-2	0-0-0	3	1	0	0	1	4
TEXAS A&M	*	23:40	3-7	0-1	2-2	1-3-4	0	0	2	0	3	8
MISSISSIPPI STATE	*	18:40	4-6	0-1	0-0	4-0-4	1	3	0	0	2	8
at Florida						--DNP--						
vs. Arkansas [SEC]		14:51	4-8	0-1	1-2	1-2-3	2	0	1	0	0	9
vs. LSU [SEC]		17:16	1-5	0-2	0-0	1-1-2	1	2	2	0	2	2

CAREER HIGHS

Points		
17	vs. South Alabama	11/10/22
Rebounds		
8	vs. Sam Houston	11/8/22
Assists		
3	vs. Alabama State	12/13/23
Blocks		
3	2x; last vs. Little Rock	11/30/22
Steals		
5	vs. Alabama State	12/13/23
Field Goals		
7	vs. South Alabama	11/10/22
Field Goal Attempts		
11	vs. South Alabama	11/10/22
3-Point Field Goals		
1	3x; last vs. Washington St.	12/20/23
3-Point FG Attempts		
3	vs. Indiana	11/25/22
Free Throws		
4	vs. Kentucky	2/15/24
Free Throw Attempts		
5	vs. Kentucky	2/15/24

DUHON'S CAREER STATISTICS

SEASON	TEAM	GP-GS	MIN/AVG	Field Goals		3-Point		F-Throws		Rebounds				Scoring						
				FG-FGA	FG%	3FG-3FGA	3FG%	FT-FTA	FT%	OFF	DEF	TOT	AVG	PF-FO	A	TO	BLK	STL	PTS	AVG
2022-23	AUB	30-6	415/13.8	46-121	.380	1-10	.100	20-30	.667	27	41	68	2.3	52-0	13	23	14	18	113	3.8
2023-24	AUB	30-10	510/17.0	69-150	.460	3-22	.136	22-37	.595	27	53	80	2.7	51-0	17	31	4	35	163	5.4
TOTAL		60-16	925/15.4	115-271	.424	4-32	.125	42-67	.627	54	94	148	2.5	103-0	30	54	18	53	276	4.6



Sydney SHAW

#5

Sophomore • Guard • 5-9
Miami, Fla. • DME Academy

- Finished regular season on high note with 28 points over three starts at Florida, vs. Arkansas and vs. LSU
- SEC-best 10 points with two crucial 3-pointers in 2nd half; also had 5 rebounds in win over Texas A&M (2/25)
- Three straight games and 5 out of 6 in double-figures early in season, led by career-high 17 points at UCF and career-high 6 rebounds vs. Clemson
- Scored 10 points in 2 straight games vs. UL-Lafayette and at Rutgers
- Shared team lead with 4 assists in season opener vs. Jacksonville State (11/6); also had 7 points
- Started 25 of 31 games as a freshman; averaged 7.6 points, 2.6 rebounds, 2.3 assists in 23.8 minutes/game
- Hit 40 3-pointers as a freshman; second-leading 3-point shooter on team (33.9%)
- SEC Freshman of the Week (12/27/22) after 14 points, 4 assists, 4 steals vs. North Florida

SEASON HIGHS

Points		
17	at UCF	11/20/23
Rebounds		
6	2x; last at Arkansas	2/4/24
Assists		
4	2x; last vs. Clemson	11/30/23
Blocks		
2	vs. North Alabama	12/31/23
Steals		
2	7x; last vs. LSU [SEC]	3/8/24
Field Goals		
7	at UCF	11/20/23
Field Goal Attempts		
16	at UCF	11/20/23
3-Point Field Goals		
3	3x; last vs. Arkansas [SEC]	3/7/24
3-Point FG Attempts		
8	at UCF	11/20/23
Free Throws		
5	at Rutgers	11/12/23
Free Throw Attempts		
6	at Rutgers	11/12/23

Opponent	Start	Min.	FG-A	3PT-A	FT-A	O-D-T	PF	Ast.	TO	Blk.	St.	Pts.
JACKSONVILLE STATE	*	21:26	2-7	1-3	2-2	0-0-0	0	4	0	0	2	7
LOUISIANA-LAFAYETTE	*	30:24	3-6	1-4	3-4	0-1-1	0	2	2	1	1	10
at Rutgers	*	27:37	2-8	1-4	5-6	0-3-3	1	0	2	0	1	10
CALIFORNIA	*	19:23	2-9	1-3	0-0	0-3-3	2	0	0	0	0	5
at UCF	*	28:34	7-16	2-8	1-2	0-3-3	1	0	2	0	0	17
ALABAMA A&M	*	28:32	6-13	3-6	0-0	0-2-2	0	1	1	0	2	15
CLEMSON	*	29:20	4-12	3-7	0-0	0-6-6	3	4	0	0	0	11
at UAB	*	12:23	2-5	1-1	3-4	0-4-4	0	0	1	0	0	8
at Little Rock	*	32:51	3-10	2-6	0-0	0-1-1	2	1	1	0	2	8
ALABAMA STATE	*	17:32	0-3	0-3	0-0	0-0-0	0	1	0	0	1	0
NORFOLK STATE	*	24:51	2-5	1-3	0-0	0-3-3	0	0	4	0	1	5
WASHINGTON STATE	*	29:33	2-7	0-2	0-0	1-1-2	2	1	1	0	0	4
NORTH ALABAMA	*	29:31	3-6	2-2	3-3	1-2-3	0	1	1	2	0	11
TENNESSEE	*	19:43	0-5	0-2	0-0	0-1-1	1	1	1	0	0	0
at Texas A&M		13:03	0-4	0-2	0-0	1-2-3	0	1	1	0	1	0
at Ole Miss		9:52	1-4	1-3	0-0	0-1-1	0	1	2	0	0	3
LSU		12:04	1-4	1-2	2-2	1-1-2	0	0	0	0	0	5
at Vanderbilt		24:35	1-3	0-1	0-0	1-4-5	1	2	2	0	0	2
ALABAMA		24:05	2-7	1-4	0-0	0-2-2	1	1	1	0	2	5
GEORGIA		12:11	0-4	0-3	0-0	0-1-1	2	0	1	0	0	0
SOUTH CAROLINA		13:43	2-5	2-3	0-0	0-4-4	1	0	2	0	0	6
at Arkansas		30:40	3-9	1-6	0-0	0-6-6	3	1	1	1	2	7
at Missouri		14:49	1-4	1-3	0-0	0-2-2	0	0	2	0	0	3
KENTUCKY		8:20	1-5	0-2	0-0	0-0-0	0	1	0	0	2	2
at Alabama		17:36	2-4	2-4	0-0	0-3-3	3	1	1	1	0	6
at LSU		16:56	4-11	1-2	0-0	1-2-3	2	0	0	1	0	9
TEXAS A&M		20:43	4-9	2-4	0-0	0-5-5	2	0	3	0	0	10
MISSISSIPPI STATE		11:21	2-5	1-2	1-2	0-2-2	2	0	0	1	0	6
at Florida	*	24:03	3-6	1-2	2-2	0-2-2	2	0	4	1	1	9
vs. Arkansas [SEC]	*	29:31	4-8	3-6	0-0	0-2-2	1	2	1	2	0	11
vs. LSU [SEC]	*	24:45	4-8	0-2	0-0	0-1-1	1	3	3	0	2	8

CAREER HIGHS

Points		
17	at UCF	11/20/23
Rebounds		
6	2x; last at Arkansas	2/4/24
Assists		
6	3x; last vs Samford	12/18/22
Blocks		
3	at Clemson [WNIT]	3/20/23
Steals		
4	2x; last vs. North Florida	12/20/22
Field Goals		
7	at UCF	11/20/23
Field Goal Attempts		
16	2x; last at UCF	11/20/23
3-Point Field Goals		
3	5x; last vs. Clemson	11/30/23
3-Point FG Attempts		
8	at UCF	11/20/23
Free Throws		
5	at Rutgers	11/12/23
Free Throw Attempts		
6	at Rutgers	11/12/23

SHAW'S CAREER STATISTICS

SEASON	TEAM	GP-GS	MIN/AVG	Field Goals		3-Point		F-Throws		Rebounds				Scoring						
				FG-FGA	FG%	3FG-3FGA	3FG%	FT-FTA	FT%	OFF	DEF	TOT	AVG	PF-FO	A	TO	BLK	STL	PTS	AVG
2022-23	AUB	31-25	737/23.8	90-249	.361	40-118	.339	16-19	.842	7	74	81	2.6	42-1	71	59	14	21	236	7.6
2023-24	AUB	31-17	660/21.3	73-212	.344	35-105	.333	22-27	.815	6	70	76	2.5	33-0	29	40	10	20	203	6.5
TOTAL		62-42	1397/22.5	163-461	.354	75-223	.336	38-46	.826	13	144	157	2.5	75-1	100	99	24	41	439	7.1



Mar'Shaun BOSTIC

#12

Junior • Guard • 5-8
St. Louis, Mo. • Vashon HS

- One of best all-around games of career with team-leading 18 points, career-high 9 assists in win at Florida (3/3)
- Filled stat sheet in win over Georgia with 4 points, 5 rebounds, 4 assists, 5 steals (1/29)
- Season-high 17 points on 7-11 FG vs. Tennessee (1/4)
- Continued mastery of Clemson with a career-high 5 steals and 4 assists in home win Nov. 30
- Career-high 9 rebounds in win over UL-Lafayette (11/9); previous high was 4
- 12 points, 4 assists (tied for team lead), 4 steals (tied career high) in season opener vs. Jacksonville State (11/6)
- Played in all 31 games as a sophomore, starting four; averaged 5.6 points, 1.9 rebounds, 1.6 assists, 1.3 steals
- Huge game in WNIT second round at Clemson with career-high 23 points along with 4 steals, 2 assists (3/20/23)
- Fastest player on team, one of the fastest in the SEC

SEASON HIGHS

Points	18	at Florida	3/3/24
Rebounds	9	vs. UL-Lafayette	11/9/23
Assists	9	at Florida	3/3/24
Blocks	1	4x; last vs. Miss. State	2/29/24
Steals	5	2x; last vs. Georgia	1/29/24
Field Goals	7	vs. Tennessee	1/4/24
Field Goal Attempts	13	vs. LSU [SEC]	3/8/24
3-Point Field Goals			
3-Point FG Attempts	1	4x; last vs. LSU [SEC]	3/8/24
Free Throws	8	at Florida	3/3/24
Free Throw Attempts	10	at Florida	3/3/24

CAREER HIGHS

Points	23	at Clemson [WNIT]	3/20/23
Rebounds	9	vs. UL-Lafayette	11/9/23
Assists	9	at Florida	3/3/24
Blocks	3	at Mississippi State	1/19/23
Steals	5	vs. Clemson	11/30/23
Field Goals	11	at Clemson [WNIT]	3/20/23
Field Goal Attempts	18	at Clemson [WNIT]	3/20/23
3-Point Field Goals	1	vs. Samford	12/18/22
3-Point FG Attempts	1	6x; last vs. LSU [SEC]	3/8/24
Free Throws	8	at Florida	3/3/24
Free Throw Attempts	10	at Florida	3/3/24

Opponent	Start	Min.	FG-A	3PT-A	FT-A	O-D-T	PF	Ast.	TO	Blk.	St.	Pts.
JACKSONVILLE STATE	*	27:50	4-7	0-0	4-6	0-3-3	3	4	2	1	4	12
LOUISIANA-LAFAYETTE	*	29:37	2-6	0-0	2-2	2-7-9	4	3	4	0	1	6
at Rutgers	*	26:30	4-7	0-0	1-1	0-1-1	3	3	4	1	2	9
CALIFORNIA	*	19:23	2-9	0-1	0-0	0-3-3	2	0	0	0	0	5
at UCF	*	13:32	0-3	0-1	2-2	0-1-1	1	1	1	0	0	2
ALABAMA A&M	*	18:57	2-3	0-0	1-2	1-3-4	1	2	3	1	4	5
CLEMSON	*	26:14	3-7	0-0	1-5	0-1-1	4	4	3	0	5	7
at UAB	*	25:50	5-9	0-0	2-3	0-4-4	1	2	0	0	4	12
at Little Rock		10:29	1-1	0-0	0-2	0-1-1	1	1	1	0	0	2
ALABAMA STATE		17:55	1-1	0-0	2-4	0-1-1	2	4	3	0	1	4
NORFOLK STATE		14:22	2-5	0-0	0-0	0-4-4	2	1	4	0	2	4
WASHINGTON STATE		11:51	3-3	0-0	2-3	0-0-0	1	0	1	0	0	8
NORTH ALABAMA						--DNP--						
TENNESSEE		17:27	7-11	0-0	3-5	1-0-1	4	1	0	0	1	17
at Texas A&M		12:42	2-4	0-0	4-6	0-0-0	2	2	5	0	1	8
at Ole Miss		13:44	0-5	0-0	2-2	1-1-2	4	2	1	0	1	2
LSU		10:49	1-2	0-0	0-0	0-0-0	2	2	1	0	0	2
at Vanderbilt		18:03	2-5	0-0	0-1	0-2-2	2	1	2	0	0	4
ALABAMA		22:02	0-4	0-1	5-8	0-1-1	2	3	0	0	3	5
GEORGIA		26:01	2-3	0-0	0-0	0-5-5	1	4	4	0	5	4
SOUTH CAROLINA		18:05	0-6	0-0	3-4	0-0-0	2	2	3	0	2	3
at Arkansas		14:55	0-2	0-0	1-2	1-1-2	4	5	1	0	0	1
at Missouri		14:25	1-3	0-0	2-2	0-1-1	1	3	1	0	2	4
KENTUCKY		9:59	0-1	0-0	2-2	0-0-0	0	2	1	0	1	2
at Alabama		9:36	2-2	0-0	3-4	0-0-0	0	1	5	0	1	7
at LSU		13:41	0-3	0-1	0-0	0-1-1	0	3	3	0	0	0
TEXAS A&M		22:55	2-4	0-0	1-2	1-0-1	3	1	3	0	3	5
MISSISSIPPI STATE		14:53	1-2	0-0	0-0	0-2-2	2	3	1	1	0	2
at Florida		28:45	5-6	0-0	8-10	0-1-1	4	9	3	1	2	18
vs. Arkansas [SEC]		18:52	4-5	0-0	3-5	0-2-2	2	3	3	0	3	11
vs. LSU [SEC]		16:19	1-13	0-1	0-0	1-1-2	1	1	2	0	0	2

BOSTIC'S CAREER STATISTICS

SEASON	TEAM	GP-GS	MIN/AVG	Field Goals		3-Point		F-Throws		Rebounds				Scoring						
				FG-FGA	FG%	3FG-3FGA	3FG%	FT-FTA	FT%	OFF	DEF	TOT	AVG	PF-FO	A	TO	BLK	STL	PTS	AVG
2021-22	AUB	27-4	446/16.5	36-87	.414	0-0	.000	17-28	.607	10	40	50	1.9	64-1	60	56	5	40	89	3.3
2022-23	AUB	31-4	504/16.3	64-141	.454	1-2	.500	46-73	.630	18	41	59	1.9	73-1	50	50	9	40	175	5.6
2023-24	AUB	30-8	543/18.1	59-143	.413	0-5	.000	56-85	.659	9	45	54	1.8	60-0	75	67	5	49	174	5.8
TOTAL		88-16	1494/17.0	159-371	.429	1-7	.143	119-186	.640	37	126	163	1.9	197-2	185	173	19	129	438	5.0



Taylen COLLINS

#14

Senior • Forward • 6-1
 Muldrow, Okla. • Muldrow HS • Oklahoma State

- Shared Auburn scoring lead for first time with 10 points, 7 rebounds in win over Texas A&M (2/25)
- Season-high 19 points with 11 rebounds for third double-double of season in win over Kentucky (2/15)
- Had 13 points (7-9 FT) in win over Georgia (1/29); also had 4 rebounds, 2 assists, 2 steals
- Scored then-season-high 17 points vs. Alabama State (12/13)
- First Auburn double-double, 12th of career, vs. Alabama A&M with 10 points, 10 rebounds (11/26)
- Had 9 points and 14 rebounds - all points and 8 rebounds coming in 2nd half - in win over UL-Lafayette (11/9)
- Three-year starter at Oklahoma State, transferred to Auburn in summer 2023 - started 86 of 90 games in three years at OSU
- Fourth-leading rebounder in Big 12 in 2023; averaged 9.5 points, 9.1 rebounds, 1.2 steals; had nine double-doubles
- Tied OSU record with 23 rebounds in win over North Texas (12/3/22)

SEASON HIGHS

Points		
19	vs. Kentucky	2/15/24
Rebounds		
14	vs. UL-Lafayette	11/9/23
Assists		
3	4x; last vs. Alabama	1/21/24
Blocks		
2	5x; last vs. Kentucky	2/15/24
Steals		
4	3x; last at Arkansas	2/4/24
Field Goals		
7	vs. Alabama State	12/13/23
Field Goal Attempts		
13	vs. Alabama State	12/13/23
3-Point Field Goals		
3-Point FG Attempts		
Free Throws		
7	vs. Georgia	1/29/24
Free Throw Attempts		
10	at Arkansas	2/4/24

Opponent	Start	Min.	FG-A	3PT-A	FT-A	O-D-T	PF	Ast.	TO	Blk.	St.	Pts.
JACKSONVILLE STATE	*	28:45	2-7	0-0	1-2	1-2-3	1	1	2	1	2	5
LOUISIANA-LAFAYETTE	*	32:36	4-10	0-0	1-1	8-6-14	2	3	3	0	2	9
at Rutgers	*	10:44	3-3	0-0	1-1	1-2-3	4	1	0	0	1	7
CALIFORNIA	*	28:09	3-10	0-0	0-2	4-3-7	1	0	4	0	1	6
at UCF	*	32:57	4-9	0-0	3-4	4-4-8	1	0	4	1	0	11
ALABAMA A&M	*	24:32	3-8	0-0	4-5	1-9-10	0	1	4	2	1	10
CLEMSON	*	26:16	2-2	0-0	2-4	3-2-5	3	0	1	2	2	6
at UAB	*	35:05	3-7	0-0	2-4	3-5-8	2	3	3	2	1	8
at Little Rock	*	33:15	2-5	0-0	2-4	4-4-8	3	0	4	0	0	6
ALABAMA STATE	*	18:41	7-13	0-0	3-3	3-1-4	1	0	1	0	4	17
NORFOLK STATE	*	19:34	3-6	0-0	4-5	2-3-5	2	1	1	0	4	10
WASHINGTON STATE	*	30:14	5-10	0-0	0-0	0-6-6	1	2	0	0	3	10
NORTH ALABAMA	*	23:00	3-5	0-0	0-0	1-2-3	3	3	1	1	0	6
TENNESSEE	*	34:55	3-11	0-0	2-2	2-4-6	1	0	1	0	0	8
at Texas A&M	*	33:18	3-6	0-0	2-4	0-6-6	3	1	4	1	2	8
at Ole Miss	*	27:58	2-8	0-0	2-2	3-2-5	1	0	2	2	1	6
LSU	*	37:07	3-5	0-0	0-0	3-4-7	2	1	1	0	2	6
at Vanderbilt	*	34:33	5-8	0-0	0-1	5-4-9	4	0	2	1	1	10
ALABAMA	*	31:26	2-6	0-0	2-2	3-4-7	1	3	2	1	2	6
GEORGIA	*	31:41	3-11	0-0	7-9	4-0-4	3	2	4	1	2	13
SOUTH CAROLINA	*	32:48	1-8	0-0	0-0	2-4-6	3	1	1	1	2	2
at Arkansas	*	34:45	4-9	0-0	4-10	5-6-11	1	1	0	1	4	12
at Missouri	*	20:33	2-4	0-0	1-2	2-1-3	3	0	2	0	0	5
KENTUCKY	*	34:45	8-13	0-0	3-5	6-5-11	1	0	3	2	3	19
at Alabama	*	34:01	2-2	0-0	0-0	2-5-7	3	0	2	0	1	4
at LSU	*	29:30	2-6	0-0	1-2	2-0-2	4	0	2	0	3	5
TEXAS A&M	*	35:09	4-11	0-0	2-2	2-5-7	3	0	5	0	1	10
MISSISSIPPI STATE	*	31:56	4-7	0-0	0-3	5-1-6	2	0	1	0	2	8
at Florida	*	30:39	4-6	0-0	1-2	0-3-3	4	0	1	1	1	9
vs. Arkansas [SEC]	*	26:49	1-4	0-0	0-0	2-5-7	3	1	2	1	1	2
vs. LSU [SEC]	*	30:19	0-4	0-0	3-4	4-2-6	2	1	2	1	1	3

CAREER HIGHS

Points		
21	vs. Iowa State	1/15/22
Rebounds		
23	vs. North Texas	12/3/22
Assists		
7	at West Virginia	1/16/21
Blocks		
3	3x; last vs. NW State	11/11/22
Steals		
6	vs. Baylor	2/23/22
Field Goals		
9	vs. TCU	2/4/23
Field Goal Attempts		
17	vs. Texas Tech	3/10/22
3-Point Field Goals		
3-Point FG Attempts		
Free Throws		
8	vs. Kansas State	1/25/23
Free Throw Attempts		
10	at Arkansas	2/4/24

COLLINS' CAREER STATISTICS

SEASON	TEAM	GP-GS	MIN/AVG	Field Goals		3-Point			F-Throws		Rebounds				Scoring					
				FG-FGA	FG%	3FG	3FGA	3FG%	FT-FTA	FT%	OFF	DEF	TOT	AVG	PF-FO	A	TO	BLK	STL	PTS
2020-21	OSU	28-25	787/28.1	79-142	.556	0-0	.000	27-48	.563	55	85	140	5.0	66-0	58	55	19	53	185	6.6
2021-22	OSU	29-28	834/28.8	108-244	.443	0-0	.000	37-75	.493	67	134	201	6.9	82-1	31	66	26	33	253	8.7
2022-23	OSU	33-33	909/27.6	134-217	.618	0-0	.000	46-78	.590	85	215	300	9.1	85-2	24	42	24	39	314	9.5
2023-24	AUB	31-31	916/29.5	97-224	.433	0-0	.000	53-85	.624	87	110	197	6.4	68-0	26	65	22	50	247	8.0
TOTAL FOR AUB		31-31	916/29.5	97-224	.433	0-0	.000	53-85	.624	87	110	197	6.4	68-0	26	65	22	50	247	8.0
TOTAL		121-117	3447/28.5	418-827	.505	0-0	.000	163-286	.570	294	544	838	6.9	301-3	139	228	91	175	999	8.3



Kionna GAINES

#15

Junior • Guard • 5-9
Columbus, Ga. • Carver HS • Clemson

- Out for season with foot injury
- Had 2 rebounds in Auburn debut vs. Jacksonville State (11/6)
- Transferred from Clemson following 2022-23 season
- Appeared in all 35 games for Clemson last season; averaged 2.4 points, 1.7 rebounds
- Career-high 18 points twice as a freshman vs. Georgia Tech & Wake Forest
- Two-time state champion at Carver HS in Columbus, Ga.

SEASON HIGHS

Points		
Rebounds	2 vs. Jacksonville State	11/6/23
Assists		
Blocks		
Steals	1 vs. Alabama A&M	11/26/23
Field Goals		
Field Goal Attempts	3 vs. Alabama A&M	11/26/23
3-Point Field Goals		
3-Point FG Attempts		
Free Throws		
Free Throw Attempts		

Opponent	Start	Min.	FG-A	3PT-A	FT-A	O-D-T	PF	Ast.	TO	Blk.	St.	Pts.
JACKSONVILLE STATE		3:07	0-1	0-0	0-0	1-1-2	0	0	0	0	0	0
LOUISIANA-LAFAYETTE						--DNP--						
at Rutgers						--DNP--						
CALIFORNIA						--DNP--						
at UCF		1:47	0-0	0-0	0-0	0-0-0	0	0	0	0	0	0
ALABAMA A&M		4:09	0-3	0-0	0-0	0-0-0	0	0	0	0	1	0
CLEMSON						--DNP--						
at UAB						--DNP--						
at Little Rock						--DNP--						
ALABAMA STATE		4:33	0-1	0-0	0-0	0-1-1	0	0	0	0	0	0
NORFOLK STATE		4:37	0-1	0-0	0-0	0-0-0	0	0	1	0	0	0
WASHINGTON STATE						--DNP--						
NORTH ALABAMA						--DNP--						
TENNESSEE						--DNP--						
at Texas A&M						--DNP--						
at Ole Miss						--DNP--						
LSU						--DNP--						
at Vanderbilt						--DNP--						
ALABAMA						--DNP--						
GEORGIA						--DNP--						
SOUTH CAROLINA						--DNP--						
at Arkansas						--DNP--						
at Missouri						--DNP--						
KENTUCKY						--DNP--						
at Alabama						--DNP--						
at LSU						--DNP--						
TEXAS A&M						--DNP--						
MISSISSIPPI STATE						--DNP--						
at Florida						--DNP--						
vs. Arkansas [SEC]						--DNP--						
vs. LSU [SEC]						--DNP--						

CAREER HIGHS

Points		
18	2x; last vs. Wake Forest	2/10/22
Rebounds		
5	4x; last vs. Virginia	2/23/23
Assists		
2	5x; last vs. North Carolina	1/29/23
Blocks		
1	2x; last vs. Virginia Tech	3/3/22
Steals		
2	4x; last vs. Radford	2/20/22
Field Goals		
7	2x; last vs. Wake Forest	2/10/22
Field Goal Attempts		
12	vs. Wake Forest	2/10/22
3-Point Field Goals		
1	6x; last vs. South Carolina	11/17/22
3-Point FG Attempts		
2	6x; last vs. Virginia	2/23/23
Free Throws		
5	2x; last vs. Virginia Tech	3/3/22
Free Throw Attempts		
9	at Georgia Tech	2/13/22

GAINES' CAREER STATISTICS

SEASON	TEAM	GP-GS	MIN/AVG	Field Goals		3-Point		F-Throws		Rebounds				Scoring						
				FG-FGA	FG%	3FG-3FGA	3FG%	FT-FTA	FT%	OFF	DEF	TOT	AVG	PF	FO	A	TO	BLK	STL	PTS
2021-22	CU	27-1	295/10.9	35-111	.315	3-11	.273	27-49	.551	18	33	51	1.9	12-0	7	23	2	6	100	3.7
2022-23	CU	35-1	324/9.2	32-108	.296	3-18	.167	17-39	.436	15	46	61	1.7	10-0	17	30	0	11	84	2.4
2023-24	AUB	5-0	18/3.6	0-6	.000	0-0	.000	0-0	.000	1	2	3	0.6	0-0	0	1	0	1	0	0.0
TOTAL FOR AUB		5-0	18/3.6	0-6	.000	0-0	.000	0-0	.000	1	2	3	0.6	0-0	0	1	0	1	0	0.0
TOTAL		67-2	637/9.5	67-225	.298	6-29	.207	44-88	.500	34	81	115	1.7	22-0	24	54	2	18	184	2.7



Oyindamola AKINBOLAWA

#20

Sophomore • Center • 6-5
Lagos, Nigeria

- Missed last nine games with injury
- Made first career start vs. LSU (1/14); scored 2 points and had 2 rebounds in upset win
- Career-high 7 points, 3 assists in win over Washington State (12/20)
- Matched then-career highs with 6 points, 2 steals in win over Alabama State (12/13)
- 4 points, 4 rebounds in season opener vs. Jacksonville State (11/6)
- Played in 15 games as a freshman, averaging 1.1 points, 1.3 rebounds in limited minutes
- Career-best 27 minutes vs. South Carolina (2/9/23), scored 6 points with 7 rebounds, both career-highs
- Arrived in the U.S. on December 14, 2022; was cleared to practice and play later that week, dressed for first time vs. North Florida
- Fourth Auburn women's basketball player from Africa, first from Nigeria

SEASON HIGHS

Points		
7	vs. Washington St.	12/20/23
Rebounds		
6	at Ole Miss	1/11/24
Assists		
3	vs. Washington St.	12/20/23
Blocks		
1	3x; last vs. Alabama	1/21/24
Steals		
2	2x; last at Ole Miss	1/11/24
Field Goals		
3	3x; last vs. Alabama	1/21/24
Field Goal Attempts		
7	vs. Washington St.	12/20/23
3-Point Field Goals		
3-Point FG Attempts		
Free Throws		
1	4x; last at Arkansas	2/4/24
Free Throw Attempts		
2	4x; last at Arkansas	2/4/24

Opponent	Start	Min.	FG-A	3PT-A	FT-A	O-D-T	PF	Ast.	TO	Blk.	St.	Pts.
JACKSONVILLE STATE		9:12	2-3	0-0	0-0	1-3-4	2	0	0	0	0	4
LOUISIANA-LAFAYETTE		3:54	0-0	0-0	0-2	0-0-0	1	0	0	0	0	0
at Rutgers		4:31	1-2	0-0	0-0	0-0-0	0	0	0	0	1	2
CALIFORNIA		4:55	0-0	0-0	0-0	1-0-1	3	0	0	0	1	0
at UCF		18:18	1-2	0-0	0-2	1-4-5	1	0	0	1	1	2
ALABAMA A&M		4:58	0-1	0-0	0-0	1-0-1	2	0	2	0	0	0
CLEMSON		6:27	0-0	0-0	0-0	0-0-0	3	0	1	0	0	0
at UAB		7:01	1-1	0-0	0-0	0-0-0	1	0	0	0	1	2
at Little Rock		13:03	2-2	0-0	0-0	1-0-1	2	0	1	0	1	4
ALABAMA STATE		9:26	3-4	0-0	0-0	2-1-3	1	0	2	0	2	6
NORFOLK STATE		9:46	0-3	0-0	0-0	1-1-2	1	0	2	0	1	0
WASHINGTON STATE		16:44	3-7	0-0	1-2	0-1-1	1	3	1	0	1	7
NORTH ALABAMA		8:33	1-3	0-0	0-0	1-2-3	0	0	0	0	0	2
TENNESSEE		11:32	1-5	0-0	0-0	3-2-5	1	1	0	0	0	2
at Texas A&M		8:59	0-0	0-0	0-0	0-0-0	2	0	0	0	1	0
at Ole Miss		22:00	1-2	0-0	1-1	1-5-6	0	1	2	1	2	3
LSU	*	15:21	1-1	0-0	0-0	1-1-2	3	0	1	0	0	2
at Vanderbilt						--DNP--						
ALABAMA		17:04	3-5	0-0	1-1	0-2-2	1	1	1	1	1	7
GEORGIA		13:58	0-1	0-0	0-0	0-1-1	2	1	1	0	0	0
SOUTH CAROLINA		1:45	0-0	0-0	0-0	0-0-0	2	0	1	0	0	0
at Arkansas		7:03	1-2	0-0	1-2	1-0-1	1	0	0	0	0	3
at Missouri						--DNP--						
KENTUCKY						--DNP--						
at Alabama						--DNP--						
at LSU						--DNP--						
TEXAS A&M						--DNP--						
MISSISSIPPI STATE						--DNP--						
at Florida						--DNP--						
vs. Arkansas [SEC]						--DNP--						
vs. LSU [SEC]						--DNP--						

CAREER HIGHS

Points		
7	vs. Washington St.	12/20/23
Rebounds		
7	vs. South Carolina	2/9/23
Assists		
3	vs. Washington St.	12/20/23
Blocks		
2	at LSU	1/15/23
Steals		
2	2x; last at Ole Miss	1/11/24
Field Goals		
3	4x; last vs. Alabama	1/21/24
Field Goal Attempts		
7	vs. Washington St.	12/20/23
3-Point Field Goals		
3-Point FG Attempts		
Free Throws		
1	5x; last at Arkansas	2/4/24
Free Throw Attempts		
4	vs. Vanderbilt	2/26/23

AKINBOLAWA'S CAREER STATISTICS

		Field Goals		3-Point		F-Throws		Rebounds				Scoring								
SEASON	TEAM	GP-GS	MIN/AVG	FG-FGA	FG%	3FG-3FGA	3FG%	FT-FTA	FT%	OFF	DEF	TOT	AVG	PF-FO	A	TO	BLK	STL	PTS	AVG
2022-23	AUB	15-0	119/8.0	7-14	.500	0-0	.000	2-8	.250	10	10	20	1.3	20-0	0	17	3	3	16	1.1
2023-24	AUB	21-1	214/10.2	21-44	.477	0-0	.000	4-10	.400	15	23	38	1.8	30-0	7	15	3	13	46	2.2
TOTAL		36-1	334/9.3	28-58	.483	0-0	.000	6-18	.333	25	33	58	1.6	50-0	7	32	6	16	62	1.7



Audia YOUNG

#21

Redshirt Freshman • Guard • 5-9
Tallahassee, Fla. • Florida State University HS

- First SEC points vs. Kentucky with late field goal (2/15); also scored vs. Mississippi State (2/29)
- Scored first collegiate points vs. Alabama A&M; finished with 4 points, 1 rebound (11/26)
- Made Auburn debut vs. Jacksonville State (11/6)
- Missed 2022-23 season after suffering torn Achilles in preseason practice
- Averaged 16.2 points, 3.1 rebounds, 2.7 assists, 1.9 steals per game as high school senior
- Daughter of former Auburn All-American Carolyn Jones-Young and Missouri men's basketball assistant coach CY Young
- Wears her mother's No. 21, which was retired by Auburn following Jones' storied career

SEASON/CAREER HIGHS

Points	4	2x; last vs. Alabama State	12/13/23
Rebounds	4	vs. Alabama State	12/13/23
Assists	1	2x; last vs. North Alabama	12/31/23
Blocks			
Steals	2	vs. Alabama State	12/13/23
Field Goals	2	2x; last vs. Alabama State	12/13/23
Field Goal Attempts	4	vs. Alabama State	12/13/23
3-Point Field Goals			
3-Point FG Attempts	1	2x; last vs. Alabama State	12/13/23
Free Throws			
Free Throw Attempts			

Opponent	Start	Min.	FG-A	3PT-A	FT-A	O-D-T	PF	Ast.	TO	Blk.	St.	Pts.
JACKSONVILLE STATE		1:58	0-1	0-1	0-0	0-0-0	1	0	0	0	0	0
LOUISIANA-LAFAYETTE						--DNP--						
at Rutgers						--DNP--						
CALIFORNIA						--DNP--						
at UCF						--DNP--						
ALABAMA A&M		11:42	2-3	0-0	0-0	1-0-1	1	0	0	0	0	4
CLEMSON		4:26	1-1	0-0	0-0	0-1-1	0	0	0	0	0	2
at UAB						--DNP--						
at Little Rock						--DNP--						
ALABAMA STATE		11:11	2-4	0-1	0-0	3-1-4	1	0	2	0	2	4
NORFOLK STATE		4:37	1-2	0-1	0-0	0-2-2	0	1	0	0	0	2
WASHINGTON STATE						--DNP--						
NORTH ALABAMA		2:38	1-2	0-0	0-0	0-0-0	0	1	0	0	0	2
TENNESSEE						--DNP--						
at Texas A&M		1:00	0-1	0-0	0-0	0-0-0	0	0	0	0	0	0
at Ole Miss						--DNP--						
LSU						--DNP--						
at Vanderbilt						--DNP--						
ALABAMA						--DNP--						
GEORGIA		1:28	0-0	0-0	0-0	0-0-0	0	0	0	0	0	0
SOUTH CAROLINA						--DNP--						
at Arkansas						--DNP--						
at Missouri		1:38	0-1	0-1	0-0	0-0-0	1	0	1	0	0	0
KENTUCKY		2:10	1-2	0-1	0-0	0-0-0	1	0	0	0	0	2
at Alabama						--DNP--						
at LSU						--DNP--						
TEXAS A&M						--DNP--						
MISSISSIPPI STATE		1:25	1-1	0-0	0-0	0-0-0	0	0	0	0	0	2
at Florida						--DNP--						
vs. Arkansas [SEC]		0:54	0-0	0-0	0-0	0-0-0	0	0	0	0	0	0
vs. LSU [SEC]		1:08	0-0	0-0	0-0	0-0-0	0	0	0	0	0	0

YOUNG'S CAREER STATISTICS

		Field Goals		3-Point		F-Throws		Rebounds				Scoring									
SEASON	TEAM	GP-GS	MIN/AVG	FG-FGA	FG%	3FG-3FGA	3FG%	FT-FTA	FT%	OFF	DEF	TOT	AVG	PF	FO	A	TO	BLK	STL	PTS	AVG
2023-24	AUB	13-0	46/3.6	9-18	.500	0-5	.000	0-0	.000	4	4	8	0.6	5-0	2	3	0	2	18	1.4	
TOTAL		13-0	46/3.6	9-18	.500	0-5	.000	0-0	.000	4	4	8	0.6	5-0	2	3	0	2	18	1.4	



Honesty SCOTT-GRAYSON

#23

Graduate Student • Guard • 5-8
Brick, N.J. • Riverdale Baptist HS (Md.) • Baylor

****All-SEC First Team****

- **Named to All-SEC First Team**
- **SEC Player of the Week, USBWA Player of the Week (1/16) after 21 points, 5 rebounds in upset win over No. 7 LSU**
- Career-high 32 points on Senior Night win over Mississippi State (2/29); tied Neville Arena record for an Auburn women's player
- Equaled then-career-high with 31 points vs. #1 South Carolina; third career 30+ point game (2/1)
- Scored 15+ points in 15 of 16 SEC games; finished 2nd in SEC in scoring in conference games (20.4 ppg)
- 20+ points eight times in SEC play, 10 times overall
- 18 points, led AU with 4 assists in homecoming game at Rutgers (11/12)
- Four career games with 30+ points
- Graduated from Auburn in December 2022 with degree in psychology; currently in graduate school

SEASON HIGHS

Points		
31	vs. South Carolina	2/1/24
Rebounds		
9	vs. California	11/17/23
Assists		
6	at Vanderbilt	1/18/24
Blocks		
3	at Arkansas	2/4/24
Steals		
5	vs. Clemson	11/30/23
Field Goals		
11	vs. South Carolina	2/1/24
Field Goal Attempts		
23	2x; last at LSU	2/22/24
3-Point Field Goals		
5	at LSU	2/22/24
3-Point FG Attempts		
11	vs. UL-Lafayette	11/9/23
Free Throws		
8	vs. South Carolina	2/1/24
Free Throw Attempts		
10	vs. South Carolina	2/1/24

Opponent	Start	Min.	FG-A	3PT-A	FT-A	O-D-T	PF	Ast.	TO	Blk.	St.	Pts.
JACKSONVILLE STATE	*	27:21	5-10	1-2	3-4	1-5-6	3	3	6	0	1	14
LOUISIANA-LAFAYETTE	*	34:57	5-18	3-11	2-2	0-8-8	3	2	3	0	2	15
at Rutgers	*	35:00	6-19	0-3	6-7	0-3-3	4	4	4	0	1	18
CALIFORNIA		28:20	6-16	1-4	5-7	2-7-9	3	2	1	1	1	18
at UCF	*	14:32	2-6	0-2	0-0	0-0-0	4	0	1	0	0	4
ALABAMA A&M						--DNP--						
CLEMSON	*	27:22	6-14	1-5	5-8	0-4-4	1	5	3	0	5	18
at UAB	*	30:08	9-16	1-1	3-4	0-1-1	2	4	2	0	1	22
at Little Rock	*	34:30	5-14	1-3	1-2	0-1-1	2	2	4	0	2	12
ALABAMA STATE	*	19:31	10-16	2-3	2-2	2-3-5	1	3	0	0	0	24
NORFOLK STATE	*	23:45	4-13	0-5	4-5	1-3-4	2	0	3	0	1	12
WASHINGTON STATE	*	34:43	5-11	2-5	5-6	0-5-5	3	1	3	0	3	17
NORTH ALABAMA	*	31:44	4-10	1-2	2-3	1-2-3	1	4	3	0	1	11
TENNESSEE	*	21:36	6-15	0-3	4-5	3-2-5	2	1	1	0	1	16
at Texas A&M	*	29:20	7-17	1-3	0-0	0-1-1	1	1	0	1	1	15
at Ole Miss	*	19:49	4-12	1-3	7-9	1-2-3	4	1	2	1	0	16
LSU	*	31:20	9-21	1-5	2-3	0-5-5	2	2	3	0	2	21
at Vanderbilt	*	32:58	6-23	1-9	2-2	3-3-6	1	6	4	0	1	15
ALABAMA	*	25:09	6-9	0-1	7-8	0-0-0	3	2	1	0	0	19
GEORGIA	*	33:39	6-17	3-8	6-8	0-6-6	0	1	3	1	2	21
SOUTH CAROLINA	*	33:28	11-23	1-3	8-10	1-1-2	1	1	4	1	2	31
at Arkansas	*	36:45	10-20	4-9	3-4	1-4-5	3	4	2	3	3	27
at Missouri	*	35:40	8-13	1-3	7-7	1-4-5	4	3	4	0	1	24
KENTUCKY	*	31:48	9-18	0-2	4-4	3-5-8	1	4	5	0	1	22
at Alabama	*	36:46	6-19	1-5	2-5	1-4-5	2	3	3	0	1	15
at LSU	*	32:37	10-23	5-8	3-5	0-4-4	3	0	3	1	3	28
TEXAS A&M	*	30:10	2-14	1-4	4-4	3-4-7	4	2	2	0	2	9
MISSISSIPPI STATE	*	31:38	12-23	4-10	4-5	0-2-2	1	2	2	0	2	32
at Florida	*	27:52	5-9	2-3	4-6	0-5-5	4	2	5	1	0	16
vs. Arkansas [SEC]	*	28:35	3-11	0-2	0-0	0-5-5	0	4	2	0	1	6
vs. LSU [SEC]	*	19:12	2-6	0-1	0-0	1-3-4	4	1	3	1	1	4

CAREER HIGHS (incl. 18-19 at Baylor)

Points		
31	2x; last vs. South Carolina	2/1/24
Rebounds		
14	vs. Florida	2/14/22
Assists		
6	3x; last at Vanderbilt	1/18/24
Blocks		
4	at Alabama	1/2/22
Steals		
5	8x; last vs. Clemson	11/30/23
Field Goals		
11	vs. South Carolina	2/1/24
Field Goal Attempts		
23	2x; last at LSU	2/22/24
3-Point Field Goals		
5	at LSU	2/22/24
3-Point FG Attempts		
11	3x; last vs. UL-Lafayette	11/9/23
Free Throws		
8	2x; last vs. South Carolina	2/1/24
Free Throw Attempts		
10	vs. South Carolina	2/1/24

SCOTT-GRAYSON'S CAREER STATISTICS

SEASON	TEAM	GP-GS	MIN/AVG	Field Goals		3-Point		F-Throws		Rebounds				Scoring						
				FG-FGA	FG%	3FG-3FGA	3FG%	FT-FTA	FT%	OFF	DEF	TOT	AVG	PF-FO	A	TO	BLK	STL	PTS	AVG
2018-19	Baylor	29-0	193/6.7	25-51	.490	5-11	.455	19-26	.731	10	15	25	0.9	26-1	24	24	3	9	74	2.6
2020-21	AUB	24-24	680/28.4	129-318	.406	22-73	.301	67-88	.761	21	78	99	4.1	58-0	41	47	5	50	347	14.5
2021-22	AUB	28-27	870/31.1	135-342	.395	19-74	.257	74-110	.673	34	125	159	5.7	76-3	53	68	10	37	363	13.0
2022-23	AUB	28-27	801/28.6	125-314	.398	45-122	.369	60-86	.698	18	84	102	3.6	76-2	63	64	14	65	355	12.7
2023-24	AUB	30-29	880/29.3	189-456	.414	39-128	.305	105-135	.778	25	102	127	4.2	69-0	70	82	11	42	522	17.4
TOTAL FOR AUB		110-107	3231/29.4	578-1430	.404	125-397	.315	306-419	.730	98	389	487	4.4	279-5	227	261	40	194	1587	14.4
TOTAL		139-107	3424/24.6	603-1481	.407	130-408	.319	325-445	.730	108	404	512	3.7	305-6	251	285	43	203	1661	11.9



Carsen McFADDEN

#24

Senior • Guard • 5-7
Fairview, Texas • Lovejoy HS

Named to 2024 SEC Community Service Team

- Played 10 minutes vs. Alabama State; scored 3 points with career-best 2 steals (12/13)
- Hit 3-pointer in closing seconds vs. Jacksonville State (11/6)
- Played in 16 games as a junior
- Scored career-high 4 points in wins over UL-Lafayette (12/11/22) and Samford (12/18/22)
- Made first postseason appearance with 2 points in WNIT win over Tulane (3/17)
- Has appeared in 30 games over three seasons
- Three-time SEC Academic Honor Roll selection
- Has a twin sister, Claire, who also attends Auburn

SEASON HIGHS

Points		
3	2x; last vs. Alabama State	12/13/23
Rebounds		
1	2x; last vs. Norfolk State	12/16/23
Assists		
Blocks		
Steals		
2	vs. Alabama State	12/13/23
Field Goals		
1	2x; last vs. Alabama State	12/13/23
Field Goal Attempts		
5	vs. Alabama State	12/13/23
3-Point Field Goals		
1	vs. Jacksonville State	11/6/23
3-Point FG Attempts		
2	vs. Clemson	11/30/23
Free Throws		
1	vs. Alabama State	12/13/23
Free Throw Attempts		
1	vs. Alabama State	12/13/23

Opponent	Start	Min.	FG-A	3PT-A	FT-A	O-D-T	PF	Ast.	TO	Blk.	St.	Pts.
JACKSONVILLE STATE		1:58	1-1	1-1	0-0	0-0-0	0	0	0	0	0	3
LOUISIANA-LAFAYETTE						--DNP--						
at Rutgers						--DNP--						
CALIFORNIA						--DNP--						
at UCF						--DNP--						
ALABAMA A&M		5:02	0-0	0-0	0-0	0-0-0	0	0	0	0	0	0
CLEMSON		3:17	0-2	0-2	0-0	0-0-0	1	0	0	0	0	0
at UAB						--DNP--						
at Little Rock						--DNP--						
ALABAMA STATE		10:00	1-5	0-0	1-1	1-0-1	0	0	0	0	2	3
NORFOLK STATE		4:37	0-0	0-0	0-0	0-1-1	0	0	0	0	0	0
WASHINGTON STATE						--DNP--						
NORTH ALABAMA		2:38	0-1	0-1	0-0	0-0-0	0	0	0	0	0	0
TENNESSEE						--DNP--						
at Texas A&M		0:51	0-0	0-0	0-0	0-0-0	0	0	0	0	0	0
at Ole Miss						--DNP--						
LSU						--DNP--						
at Vanderbilt						--DNP--						
ALABAMA						--DNP--						
GEORGIA		1:28	0-0	0-0	0-0	0-0-0	0	0	0	0	0	0
SOUTH CAROLINA						--DNP--						
at Arkansas						--DNP--						
at Missouri						--DNP--						
KENTUCKY		2:10	0-0	0-0	0-0	0-0-0	0	0	0	0	0	0
at Alabama						--DNP--						
at LSU						--DNP--						
TEXAS A&M						--DNP--						
MISSISSIPPI STATE		1:14	0-2	0-0	0-0	0-0-0	0	0	0	0	0	0
at Florida						--DNP--						
vs. Arkansas [SEC]		0:54	0-0	0-0	0-0	0-0-0	0	0	0	0	0	0
vs. LSU [SEC]		1:15	0-1	0-0	0-0	0-0-0	0	0	0	0	0	0

CAREER HIGHS

Points		
4	2x; last vs Samford	12/18/22
Rebounds		
3	vs. UCF	12/3/22
Assists		
3	vs. South Alabama	12/13/20
Blocks		
Steals		
2	2x; last vs. Alabama State	12/13/23
Field Goals		
2	vs Samford	12/18/22
Field Goal Attempts		
5	vs. UCF	12/3/22
3-Point Field Goals		
1	2x; last vs. Jacksonville State	11/6/23
3-Point FG Attempts		
2	2x; last vs. Clemson	11/30/23
Free Throws		
2	vs. UL-Lafayette	12/11/22
Free Throw Attempts		
3	vs. UL-Lafayette	12/11/22

McFADDEN'S CAREER STATISTICS

SEASON	TEAM	GP-GS	MIN/AVG	Field Goals		3-Point		F-Throws		Rebounds				Scoring						
				FG-FGA	FG%	3FG-3FGA	3FG%	FT-FTA	FT%	OFF	DEF	TOT	AVG	PF	FO	A	TO	BLK	STL	PTS
2020-21	AUB	6-0	20/3.3	1-3	.333	0-0	.000	1-2	.500	2	1	3	0.5	0-0	4	1	0	1	3	0.5
2021-22	AUB	8-0	29/3.6	1-6	.167	0-1	.000	0-0	.000	0	4	4	0.5	6-0	1	4	0	0	2	0.3
2022-23	AUB	16-0	51/3.2	5-18	.278	1-6	.167	2-3	.667	5	5	10	0.6	6-0	2	2	0	2	13	0.8
2023-24	AUB	12-0	35/3.0	2-12	.167	1-4	.250	1-1	1.000	1	1	2	0.2	1-0	0	0	0	2	6	0.5
TOTAL		42-0	136/3.2	9-39	.231	2-11	.182	4-6	.667	8	11	19	0.5	13-0	7	7	0	5	24	0.6



Savannah SCOTT

#30

Freshman • Center • 6-4
Conway, Ark. • Conway HS

• SEC Freshman of the Week (11/14)

- Went 4-5 from floor with 8 points and 7 rebounds in regular season-ending win at Florida (3/3)
- 5 points, 5 offensive rebounds in win over Texas A&M (2/25)
- Career-high 3 blocks at LSU (2/22); matched that against the same opponent in SEC Tournament (3/8)
- First career double-double with 21 points, 11 rebounds in win at Rutgers (11/12)
- Stellar debut with 13 points (6-7 FG), team-best 8 rebounds in season opener vs. Jacksonville State (11/6)
- Helped lead Conway HS to 2023 Arkansas state title and No. 16 national ranking; had 14 points and 12 rebounds in state championship game
- Ranked as No. 6 player in Arkansas in 2021 Girls Fab40

SEASON/CAREER HIGHS

Points	21	at Rutgers	11/12/23
Rebounds	11	at Rutgers	11/12/23
Assists	1	4x; last at Ole Miss	1/11/24
Blocks	3	2x; last vs. LSU [SEC]	3/8/24
Steals	1	3x; last at Florida	3/3/24
Field Goals	8	at Rutgers	11/12/23
Field Goal Attempts	10	at Rutgers	11/12/23
3-Point Field Goals			
3-Point FG Attempts			
Free Throws	5	at Rutgers	11/12/23
Free Throw Attempts	12	at Rutgers	11/12/23

Opponent	Start	Min.	FG-A	3PT-A	FT-A	O-D-T	PF	Ast.	TO	Blk.	St.	Pts.
JACKSONVILLE STATE	*	22:43	6-7	0-0	1-1	3-5-8	2	1	2	1	0	13
LOUISIANA-LAFAYETTE	*	26:35	6-9	0-0	4-4	5-1-6	2	1	1	0	0	16
at Rutgers	*	32:58	8-10	0-0	5-12	5-6-11	1	0	0	2	0	21
CALIFORNIA	*	34:02	1-3	0-0	0-0	2-2-4	3	0	1	0	0	2
at UCF	*	8:36	0-1	0-0	0-0	0-2-2	2	0	3	1	0	0
ALABAMA A&M	*	18:26	4-4	0-0	0-0	1-2-3	1	1	2	0	0	8
CLEMSON		15:57	0-1	0-0	0-0	1-3-4	1	0	1	0	0	0
at UAB		11:53	1-1	0-0	0-0	1-1-2	0	0	1	0	0	2
at Little Rock		17:04	3-6	0-0	0-0	3-3-6	2	0	1	0	0	6
ALABAMA STATE		12:28	3-3	0-0	2-2	0-3-3	1	0	0	0	0	8
NORFOLK STATE		15:21	1-2	0-0	1-4	0-2-2	1	0	1	0	0	3
WASHINGTON STATE		8:19	0-1	0-0	2-2	2-0-2	0	0	0	0	0	2
NORTH ALABAMA		1:32	0-1	0-0	0-0	1-0-1	0	0	0	0	0	0
TENNESSEE		15:47	2-3	0-0	0-0	1-0-1	0	0	0	0	0	4
at Texas A&M	*	12:16	0-1	0-0	0-0	1-0-1	1	0	0	0	0	0
at Ole Miss	*	13:38	1-3	0-0	1-2	3-1-4	1	1	1	0	0	3
LSU		11:37	0-1	0-0	0-0	1-2-3	3	0	2	1	0	0
at Vanderbilt		6:52	1-2	0-0	1-2	0-1-1	1	0	0	0	0	3
ALABAMA	*	22:22	4-7	0-0	2-2	2-3-5	0	0	1	0	0	10
GEORGIA	*	18:38	3-6	0-0	0-0	3-2-5	0	0	1	1	1	6
SOUTH CAROLINA	*	24:14	2-3	0-0	0-0	1-3-4	1	0	0	2	0	4
at Arkansas						--DNP--						
at Missouri	*	14:16	2-3	0-0	0-0	3-0-3	2	0	1	1	0	4
KENTUCKY	*	12:00	1-3	0-0	0-0	1-2-3	2	1	0	0	0	2
at Alabama	*	10:11	2-4	0-0	0-0	0-1-1	1	0	0	2	0	4
at LSU	*	18:18	1-2	0-0	0-0	0-0-0	3	0	1	3	1	2
TEXAS A&M	*	10:57	2-3	0-0	1-2	5-0-5	1	0	1	0	0	5
MISSISSIPPI STATE	*	14:01	0-1	0-0	0-0	1-3-4	4	0	0	1	0	0
at Florida		19:25	4-5	0-0	0-0	1-6-7	2	0	2	0	1	8
vs. Arkansas [SEC]		10:06	2-6	0-0	0-0	2-3-5	0	0	0	0	0	4
vs. LSU [SEC]	*	20:27	0-3	0-0	0-0	1-2-3	3	0	1	3	0	0

SCOTT'S CAREER STATISTICS

				Field Goals		3-Point		F-Throws		Rebounds				Scoring						
SEASON	TEAM	GP-GS	MIN/AVG	FG-FGA	FG%	3FG-3FGA	3FG%	FT-FTA	FT%	OFF	DEF	TOT	AVG	PF-FO	A	TO	BLK	STL	PTS	AVG
2023-24	AUB	30-18	481/16.0	60-105	.571	0-0	.000	20-33	.606	50	59	109	3.6	41-0	5	24	18	3	140	4.7
TOTAL		30-18	481/16.0	60-105	.571	0-0	.000	20-33	.606	50	59	109	3.6	41-0	5	24	18	3	140	4.7



Timya THURMAN

#32

Freshman • Center • 6-5
Linden, Ala. • Linden HS

- Played significant minutes vs. #1 South Carolina; led Tigers with career-high 3 blocks along with 2 rebounds, 2 points (2/1)
- First SEC points with late layup in win over Georgia (1/29)
- Season-best 4 points along with 1 rebound, 1 block in win over Norfolk State (12/16)
- Scored first collegiate points in win over Alabama A&M, finished with 3 points, 2 rebounds, 1 block, 1 assist (11/26)
- Had 1 rebound in Auburn debut vs. Jacksonville State (11/6)
- Only player on Auburn roster from Alabama
- Named to Alabama-Mississippi All-Star Game in 2023
- Alabama Class 1A Player of the Year in 2022; averaged 25 points and 20 rebounds as a junior at Linden HS
- Three-time first-team all-state selection

SEASON/CAREER HIGHS

Points		
4	vs. Norfolk State	12/16/23
Rebounds		
2	2x; last vs. South Carolina	2/1/24
Assists		
2	vs. Alabama State	12/13/23
Blocks		
3	vs. South Carolina	2/1/24
Steals		
1	vs. Alabama State	12/13/23
Field Goals		
1	5x; last vs. South Carolina	2/1/24
Field Goal Attempts		
5	vs. South Carolina	2/1/24
3-Point Field Goals		
3-Point FG Attempts		
Free Throws		
1	3x; last vs. North Alabama	12/31/23
Free Throw Attempts		
2	2x; last vs. Alabama State	12/13/23

Opponent	Start	Min.	FG-A	3PT-A	FT-A	O-D-T	PF	Ast.	TO	Blk.	St.	Pts.
JACKSONVILLE STATE	1:58		0-0	0-0	0-0	0-1-1	1	0	0	0	0	0
LOUISIANA-LAFAYETTE						--DNP--						
at Rutgers						--DNP--						
CALIFORNIA	1:03		0-0	0-0	0-0	0-0-0	0	0	0	0	0	0
at UCF						--DNP--						
ALABAMA A&M	10:14		1-2	0-0	1-2	2-0-2	0	1	0	1	0	3
CLEMSON	3:48		1-1	0-0	0-0	0-1-1	0	0	0	0	0	2
at UAB						--DNP--						
at Little Rock	4:06		0-1	0-0	0-0	0-0-0	0	0	0	0	0	0
ALABAMA STATE	6:18		0-2	0-0	1-2	1-0-1	0	2	0	1	1	1
NORFOLK STATE	4:37		2-3	0-0	0-0	0-1-1	1	0	1	1	0	4
WASHINGTON STATE						--DNP--						
NORTH ALABAMA	2:38		1-1	0-0	1-1	0-0-0	0	0	0	0	0	3
TENNESSEE						--DNP--						
at Texas A&M	1:00		0-0	0-0	0-0	0-0-0	0	0	0	0	0	0
at Ole Miss						--DNP--						
LSU						--DNP--						
at Vanderbilt						--DNP--						
ALABAMA						--DNP--						
GEORGIA	1:28		1-1	0-0	0-0	0-0-0	0	0	0	0	0	1
SOUTH CAROLINA	14:01		1-5	0-0	0-0	1-1-2	2	0	2	3	0	2
at Arkansas						--DNP--						
at Missouri	3:10		0-0	0-0	0-0	0-0-0	0	0	0	0	0	0
KENTUCKY	2:49		0-0	0-0	0-0	0-0-0	1	0	2	0	0	0
at Alabama	0:46		0-0	0-0	0-0	0-0-0	0	0	0	0	0	0
at LSU						--DNP--						
TEXAS A&M						--DNP--						
MISSISSIPPI STATE						--DNP--						
at Florida						--DNP--						
vs. Arkansas [SEC]	0:54		0-0	0-0	0-0	0-0-0	0	0	0	0	0	0
vs. LSU [SEC]	1:15		0-0	0-0	0-0	0-1-1	0	0	0	0	0	0

THURMAN'S CAREER STATISTICS

		Field Goals		3-Point		F-Throws		Rebounds				Scoring								
SEASON	TEAM	GP-GS	MIN/AVG	FG-FGA	FG%	3FG-3FGA	3FG%	FT-FTA	FT%	OFF	DEF	TOT	AVG	PF-FO	A	TO	BLK	STL	PTS	AVG
2023-24	AUB	17-0	62/3.7	7-16	.438	0-0	.000	3-5	.600	4	5	9	0.5	5-0	3	5	6	1	17	1.0
TOTAL		17-0	62/3.7	7-16	.438	0-0	.000	3-5	.600	4	5	9	0.5	5-0	3	5	6	1	17	1.0

Exhibition | Oct. 30, 2023 | Auburn, Ala.
Auburn 77, West Georgia 49

Official Basketball Box Score - Final													Game Time: 7:00 PM		
West Ga. at Auburn													Game Duration: 1:45		
2023-24 Women's Basketball													Officials: Talisa Green, Royce Blevins, Aaron Brooks		
West Ga. - 49													Record: 0-0		
NO. Name	Min	FG	3P	FT	Rebounds	Fouls	TP	AS	TO	ST	Blocks	+/-	1st FG%	3PT%	FT%
24 Aliyah Washington	F 26:23	3-5	1-2	2-2	0 5 5	4 4	9	0	6	1	0	-8	3PT%	1-2	50.0%
2 Zuriyah Davis	G 19:32	2-12	1-7	0-0	0 1 1	2 0	5	0	1	0	0	-12	3PT%	0-0	0%
5 Katelyn Dunning	G 21:50	0-2	0-1	0-0	0 1 1	2 2	0	1	7	1	0	-20	2nd FG%	3-9	33.3%
3 Mykah Anderson	G 13:56	0-1	0-1	1-2	0 0 0	2 1	1	0	4	2	0	-11	3PT%	1-3	33.3%
4 Jada Powell	24:20	3-5	0-0	2-3	2 7 9	0 2	8	1	3	0	1	-23	FT%	2-4	50.0%
10 Calle Thrower	21:15	2-4	1-1	0-0	0 1 1	0 1	5	2	1	0	0	-19	3rd FG%	4-14	28.6%
1 Sydne Tolbert	22:34	2-4	0-1	2-2	0 1 1	2 2	6	2	5	2	0	-15	3PT%	0-5	0.0%
32 K'Nari Holliday	16:13	2-9	0-0	0-0	3 5 8	0 0	4	0	2	0	0	-3	FT%	2-2	100%
13 Becca Ledford	10:36	0-1	0-0	0-0	0 0 0	1 1	0	0	0	0	1	2	4th FG%	6-13	46.2%
11 Sophia Singer	02:09	0-1	0-0	0-0	1 0 1	1 1	0	0	0	0	0	-12	3PT%	2-5	40.0%
20 Anna Gernatt	11:09	1-2	1-2	0-0	0 3 3	0 3	3	0	0	0	1	-13	FT%	7-7	100%
12 Alison Hiddema	03:21	0-0	0-0	4-4	0 0 0	0 2	4	0	1	0	0	2	GM FG%	17-48	35.4%
23 Lindsay Garner	03:21	1-1	0-0	0-0	0 0 0	0 0	2	0	0	0	0	2	3PT%	4-15	26.7%
30 Taylor Williams	03:21	1-1	0-0	0-0	0 0 0	1 0	2	1	0	0	0	2	FT%	11-13	84.6%
Team					2 4 6	0	0	0	0	0	0	0			
Totals		17-48	4-15	11-13	8 28 36	14 19	49	7	30	6	3	7	-28		
Technical Fouls: NONE													Dead Ball Rebounds: 3, 2		

Official Basketball Box Score - Final													Game Time: 7:00 PM			
Auburn - 77													Game Duration: 1:45			
2023-24 Women's Basketball													Officials: Talisa Green, Royce Blevins, Aaron Brooks			
Auburn - 77													Record: 0-0			
NO. Name	Min	FG	3P	FT	Rebounds	Fouls	TP	AS	TO	ST	Blocks	+/-	1st FG%	3PT%	FT%	
30 Savannah Scott	C 14:47	1-2	0-0	0-2	0 0 0	0 1	2	0	1	0	0	0	12	3PT%	2-6	33.3%
2 Ja'Mya Mingo-Young	G 20:22	1-7	0-0	1-2	3 5 8	0 2	3	2	1	1	1	8	3PT%	1-4	25%	
4 Kaitlyn Duhon	G 15:28	3-6	0-0	0-0	2 2 4	3 1	6	1	4	6	0	10	2nd FG%	9-20	45.0%	
5 Sydney Shaw	G 25:43	4-11	2-6	0-0	1 1 1	1 1	10	1	0	1	1	13	3PT%	0-2	0.0%	
23 Honesty Scott-Grayson	G 23:24	1-10	1-2	0-0	1 1 2	1 1	13	1	1	0	0	13	FT%	0-1	0%	
3 McKenna Eddings	14:17	2-10	0-4	0-0	1 1 2	1 0	4	0	0	0	1	15	3rd FG%	8-19	42.1%	
12 Mar'shaun Bostic	18:38	4-6	0-0	1-1	2 2 3	3 8	5	2	2	0	0	18	3PT%	0-4	0.0%	
14 Taylen Collins	15:39	6-11	0-0	3-5	4 1 5	1 3	15	1	1	2	0	16	FT%	1-2	50.0%	
20 Oyindamola Akinbolawa	10:23	0-2	0-0	0-0	0 4 4	3 0	0	0	1	0	1	9	4th FG%	10-22	45.5%	
1 Celia Sumbane	15:22	7-7	0-0	0-0	2 2 4	2 1	14	0	0	4	0	16	3PT%	1-2	50.0%	
0 Yakiya Milton	05:30	0-0	0-0	1-2	3 2	2 0	0	0	0	0	2	10	FT%	2-3	66.7%	
32 Timya Thurman	09:20	1-2	0-0	0-0	1 1 2	1 0	2	0	0	0	1	-3	GM FG%	35-80	43.8%	
21 Audia Young	07:46	0-5	0-2	0-0	0 0 0	2 1	0	0	0	0	0	5	3PT%	3-14	21.4%	
24 Carsen McFadden	03:21	0-1	0-0	0-0	0 0 1	0 0	0	0	0	0	0	-2	FT%	4-10	40.0%	
Team					0 1 1	0	0	0	0	0	0	0				
Totals		35-80	3-14	4-10	17 22 39	19 14	77	11	11	16	7	3	28			
Technical Fouls: NONE													Dead Ball Rebounds: 4, 0			

Points from		Turnovers		Period by Period Scoring				
CSU	Auburn	1st	2nd	3rd	4th	TOT		
1 (1st 8:10)	33 (4th 6:14)	6	30	9	9	10	21	49
Best Scoring Run	7 (4th 2:49)	11 (4th 6:28)	Paint	26	58			
Lead Changes	0	Second Chance	2	14				
Times Tied	0	Fast Breaks	6	22				
Time with Lead	00:00	39:33	Bench	26	43			

Exhibition | Nov. 2, 2023 | Auburn, Ala.
Auburn 94, Columbus State 65

Official Basketball Box Score - Final													Game Time: 7:00 PM		
Columbus St. at Auburn													Game Duration: 2:04		
2023-24 Women's Basketball													Officials: Meadow Overstreet, Carla Fountain, Kyle Galloway		
Columbus St. - 65													Record: 0-0		
NO. Name	Min	FG	3P	FT	Rebounds	Fouls	TP	AS	TO	ST	Blocks	+/-	1st FG%	3PT%	FT%
10 Jasmine Rai	F 23:45	2-8	2-5	0-0	0 5 5	2 1	6	1	0	0	3	-23	3PT%	2-5	40.0%
23 Bre'Lyn Snipes	C 18:37	3-9	0-1	1-2	2 0 2	2 1	7	0	2	0	0	-3	FT%	4-5	80%
4 Lacy Robins	G 17:29	1-6	1-4	4-4	1 1 2	4 3	7	4	4	3	3	-2	2nd FG%	5-18	27.8%
11 Letyia Reeves	G 29:37	4-10	0-0	2-3	2 2 4	4 3	10	1	4	1	1	-36	3PT%	3-6	50.0%
24 Olonna Rawls	G 32:21	4-9	0-0	2-3	4 4 8	4 2	10	1	5	2	0	-29	FT%	1-2	50%
3 Amber Abusbeh	25:15	2-8	2-6	0-0	1 1 2	1 1	6	1	5	0	0	-29	3rd FG%	5-17	29.4%
21 Jillian Bretz	22:54	2-6	1-4	0-0	0 1 1	3 1	5	1	2	1	0	-8	3PT%	0-7	0.0%
22 Simone Lett	07:34	1-2	0-0	0-0	0 2 2	0 1	2	1	0	0	0	-4	FT%	1-2	50%
15 Amanda Ogbonna	01:49	0-0	0-0	0-0	0 1 1	1 0	0	0	0	0	0	3	4th FG%	7-13	53.8%
13 Olivia West	02:45	0-1	0-1	0-0	0 0 0	0 1	0	0	0	0	0	1	3PT%	1-3	33.3%
25 Maya Jackson	05:40	1-1	0-0	0-0	1 1 2	2 0	2	0	2	0	0	1	FT%	7-7	100%
14 Zuzanna Rudenko	11:50	3-3	0-0	4-4	3 0 3	0 3	10	0	0	1	0	0	GM FG%	23-65	35.4%
0 Allison Loveman	00:24	0-0	0-0	0-0	0 0 0	0 0	0	0	0	0	0	2	3PT%	6-21	28.6%
FT%	11-13	84.6%											FT%	13-16	81.3%
Team					0 1 1	0	0	0	0	0	0	0			
Totals		23-65	6-21	13-16	14 19 33	22 17	65	11	25	8	7	6	-29		
Technical Fouls: NONE													Dead Ball Rebounds: 1, 0		

Official Basketball Box Score - Final													Game Time: 7:00 PM			
Auburn - 94													Game Duration: 2:05			
2023-24 Women's Basketball													Officials: Talisa Green, Royce Blevins, Aaron Brooks			
Auburn - 94													Record: 0-0			
NO. Name	Min	FG	3P	FT	Rebounds	Fouls	TP	AS	TO	ST	Blocks	+/-	1st FG%	3PT%	FT%	
14 Taylen Collins	F 17:18	1-7	0-0	1-4	2 2 4	4 2	3	3	4	2	0	1	12	3PT%	1-2	50.0%
30 Savannah Scott	C 16:34	2-2	0-0	0-0	2 1 3	0 1	4	0	0	0	1	0	3	FT%	1-4	25%
5 Sydney Shaw	G 22:22	6-13	0-3	0-0	1 3 4	2 2	12	0	2	1	2	1	12	2nd FG%	10-15	66.7%
12 Mar'shaun Bostic	G 29:15	5-9	0-0	3-6	1 6 7	3 6	13	5	6	3	1	23	3PT%	1-2	50.0%	
23 Honesty Scott-Grayson	G 19:53	6-9	2-4	6-8	0 4 4	0 4	20	5	1	3	0	14	FT%	8-10	80%	
4 Kaitlyn Duhon	27:46	4-6	0-0	2-2	5 5 10	1 1	10	3	1	6	1	0	25	3rd FG%	5-15	33.3%
1 Celia Sumbane	13:05	3-8	0-0	5-6	2 2 4	3 3	11	0	2	3	1	15	3PT%	1-4	25.0%	
3 McKenna Eddings	13:30	2-3	1-1	2-4	0 2 2	0 2	7	0	0	0	1	10	FT%	8-14	57.1%	
20 Oyindamola Akinbolawa	07:48	4-5	0-0	1-2	3 0 3	0 0	8	0	2	0	0	6	4th FG%	11-22	50.0%	
0 Yakiya Milton	08:43	1-1	0-0	0-2	1 1 2	1 1	2	0	0	0	0	16	3PT%	0-1	0.0%	
32 Timya Thurman	07:26	2-2	0-0	0-0	1 0 1	1 0	4	0	2	0	0	-1	FT%	2-4	50%	
21 Audia Young	10:00	0-3	0-0	0-0	0 0 0	0 0	0	0	1	0	0	0	GM FG%	36-70	51.4%	
24 Carsen McFadden	06:20	0-2	0-1	0-0	0 0 1	2 0	0	0	0	0	0	0	3PT%	3-9	33.3%	
FT%	19-32	59.4%											FT%	19-32	59.4%	
Team					3 1 4	0	0	0	0	0	0	0				
Totals		36-70	3-9	19-32	20 29 49	17 22	94	17	17	19	6	7	29			
Technical Fouls: NONE													Dead Ball Rebounds: 8, 1			

Points from		Turnovers		Period by Period Scoring				
CSU	Auburn	1st	2nd	3rd	4th	TOT		
1 (1st 8:10)	33 (4th 6:14)	24	31	18	14	11	22	65
Best Scoring Run	8 (1st 3:05)	11 (2nd 0:45)	Paint	30	58			
Lead Changes	2	Second Chance	12	21				
Times Tied	3	Fast Breaks	7	32				
Time with Lead	00:16	38:07	Bench	25	42			

Game 1 | Nov. 6, 2022 | Auburn, Ala.
Auburn 78, Jacksonville State 49

Official Basketball Box Score - Final													Game Time: 7:00 PM	
Jacksonville St. at Auburn													Game Duration: 1:57	
2023-24 Women's Basketball													Attendance: 2,232	
Jacksonville St. - 49													Record: 0-1</	

Game 3 | Nov. 12, 2023 | Piscataway, N.J.
Auburn 76, Rutgers 56

		Official Basketball Box Score - Final		Game Time: 5:00 PM	
Auburn - 76		Auburn at Rutgers		Game Duration: 2:12	
Record: 3-0		2023-24 Women's Basketball		Attendance: 1,619	
Officials: Felicia Grinter, Gina Cross, Natasha Harris					

NO. Name	Min	FG M-A	3P M-A	FT M-A	Rebounds		Fouls		TP	AS	TO	ST	Blocks		+/-	
					OR	DR	PF	FD					BS	BA		
14 Taylen Collins	F 10:44	3-3	0-0	1-1	1	2	3	4	2	7	1	0	1	0	0	9
30 Savannah Scott	C 32:58	8-10	0-0	5-12	5	6	11	1	7	21	0	0	0	2	0	22
5 Sydney Shaw	G 27:37	2-8	1-4	5-6	0	3	3	1	1	10	0	2	1	0	0	6
12 Mar'shaun Bostic	G 26:30	4-7	0-0	1-1	0	1	1	3	3	9	3	4	2	1	1	9
23 Honesty Scott-Grayson	G 35:00	6-19	0-3	6-7	0	3	3	4	5	18	4	4	1	0	2	20
4 Kaitlyn Duhon	F 17:38	0-2	0-0	0-0	0	2	2	1	2	0	1	1	1	0	0	9
3 McKenna Eddings	23:43	1-4	0-2	2-2	1	2	3	1	2	4	3	0	1	1	0	15
20 Oyindamola Akinbolawa	04:33	1-2	0-0	0-0	0	0	0	0	0	2	0	0	1	0	0	-3
1 Celia Sumbane	18:48	2-3	1-2	0-0	0	2	2	1	2	5	2	1	3	2	0	12
0 Yakiya Milton	02:31	0-0	0-0	0-2	1	1	2	0	1	0	0	0	0	1	0	1
Team					1	3	4			0						
Totals		27-58	2-11	20-31	9	25	34	16	25	76	14	12	11	7	3	20

Technical Fouls: NONE

		Official Basketball Box Score - Final		Game Time: 7:00 PM	
Rutgers - 56		California at Auburn		Game Duration: 1:54	
Record: 2-1		2023-24 Women's Basketball		Attendance: 2,559	
Officials: Puulani Spurlock-Weish, Safi Esbro, Carla Fountain					

NO. Name	Min	FG M-A	3P M-A	FT M-A	Rebounds		Fouls		TP	AS	TO	ST	Blocks		+/-	
					OR	DR	PF	FD					BS	BA		
1 Destiny Adams	F 29:37	2-7	0-0	0-0	1	7	8	5	0	4	2	6	3	2	1	-24
4 Antonia Bates	F 15:06	0-1	0-0	0-0	0	1	1	0	0	1	0	0	0	0	0	-12
54 Chyna Cornwell	F 30:50	3-4	0-0	5-8	6	7	13	4	5	11	0	3	1	1	0	-11
2 Kaylene Smikle	G 32:18	6-18	3-7	4-4	1	4	5	5	5	19	2	3	4	0	1	-7
3 Mya Petticord	G 32:19	2-9	1-4	3-5	1	0	1	3	3	6	2	3	0	0	0	0
24 Lisa Thompson	09:24	0-4	0-0	2-2	0	0	0	4	1	2	0	0	0	0	0	1
20 Enica Lafayette	05:31	0-1	0-1	0-0	1	0	1	0	0	0	0	0	0	0	0	0
22 Kassandra Brown	22:46	0-2	0-0	1-2	0	3	3	1	1	1	4	1	0	2	-13	
0 Jillian Hueter	22:08	4-7	3-6	0-0	0	2	2	0	0	1	1	1	0	0	-14	
Team					3	3	6			0						
Totals		17-53	7-19	15-21	13	27	40	26	16	56	9	24	10	3	7	-20

Technical Fouls: Thompson 4th:0.4

AU		RU		Points from		AU		RU		Period by Period Scoring	
Biggest lead		23 (3 rd 7:31)		13 (1 st 3:28)		Turnovers		29		11	
Best Scoring Run		24 (2 nd 0:46)		11 (1 st 5:17)		Paint		46		20	
Lead Changes		2		1		Second Chance		13		15	
Times Tied		1		1		Fast Breaks		18		13	
Time with Lead		27:03		11:33		Bench		11		14	
						1st		2nd		3rd	
						4th		TOT			
						AU		11		27	
						RU		17		5	
								21		13	
								56			

Game 4 | Nov. 17, 2023 | Auburn, Ala.
California 67, Auburn 53

		Official Basketball Box Score - Final		Game Time: 7:00 PM	
California - 67		Auburn at Rutgers		Game Duration: 2:06	
Record: 4-0		2023-24 Women's Basketball		Attendance: 1,880	
Officials: Maj Forberg, Roy Gubeyan, Brian Garland					

NO. Name	Min	FG M-A	3P M-A	FT M-A	Rebounds		Fouls		TP	AS	TO	ST	Blocks		+/-	
					OR	DR	PF	FD					BS	BA		
0 Ugonne Onyiah	F 34:29	2-6	0-0	2-4	4	15	19	3	4	6	0	0	0	0	0	17
7 Marta Suárez	F 37:19	9-19	5-9	4-4	2	5	7	3	2	10	1	4	0	1	0	14
1 Lellani McIntosh	G 39:38	7-16	0-0	5-6	3	5	8	3	8	19	6	3	0	0	0	12
15 Kemery Martin	G 29:00	2-7	1-3	4-5	0	1	1	0	3	9	0	0	0	0	0	12
24 McKayla Williams	G 37:07	2-7	0-2	0-0	2	7	9	3	1	4	2	2	1	1	1	17
12 Ila Lane	05:31	0-0	0-0	0-0	1	1	2	0	1	0	0	0	0	0	0	-3
21 Mia Mastrov	16:50	1-6	0-4	0-0	0	0	0	0	2	0	2	0	1	2	0	1
10 Lulu Laditan-Twidale	00:06	0-0	0-0	0-0	0	0	0	0	0	0	0	0	0	0	0	0
Team					0	0	0			0						
Totals		23-61	6-18	15-19	12	34	46	14	19	67	8	12	6	4	1	14

Technical Fouls: NONE

		Official Basketball Box Score - Final		Game Time: 7:00 PM	
Auburn - 53		California at Auburn		Game Duration: 2:04	
Record: 3-1		2023-24 Women's Basketball		Attendance: 2,427	
Officials: Puulani Spurlock-Weish, Ashlee Good, Kaz Beverley					

NO. Name	Min	FG M-A	3P M-A	FT M-A	Rebounds		Fouls		TP	AS	TO	ST	Blocks		+/-	
					OR	DR	PF	FD					BS	BA		
3 McKenna Eddings	F 24:43	2-8	1-5	0-0	0	2	2	1	3	5	1	1	1	0	0	-11
14 Taylen Collins	F 28:09	3-10	0-0	0-2	4	3	7	1	3	6	0	4	1	0	0	-16
30 Savannah Scott	C 34:02	1-3	0-0	0-0	2	2	4	3	0	2	1	1	0	0	0	-24
5 Sydney Shaw	G 19:23	2-9	1-3	0-0	0	3	3	2	0	5	0	0	0	0	0	-12
12 Mar'shaun Bostic	G 17:04	2-10	1-1	2-2	1	1	2	1	3	6	2	2	1	0	3	-5
1 Celia Sumbane	13:34	1-3	0-1	0-0	0	0	3	0	3	2	0	1	1	0	0	3
2 Ja'Miya Mingo-Young	13:44	0-3	0-1	0-0	0	2	2	3	0	0	5	0	0	0	0	-7
23 Honesty Scott-Grayson	28:20	6-16	1-4	5-7	2	7	9	3	4	18	2	1	1	1	0	0
4 Kaitlyn Duhon	15:05	4-5	0-0	1-2	1	1	2	0	1	9	0	0	1	0	0	-8
20 Oyindamola Akinbolawa	04:55	0-0	0-0	0-0	1	0	1	0	3	0	0	0	1	0	0	8
32 Timya Thurman	01:03	0-0	0-0	0-0	0	0	0	0	0	0	0	0	0	0	0	2
Team					5	1	6			0						
Totals		21-67	3-15	8-13	16	25	41	19	14	53	10	7	1	4	1	-14

Technical Fouls: NONE

Cal		Auburn		Points from		Cal		Auburn		Period by Period Scoring	
Biggest lead		15 (3 rd 8:56)		3 (1 st 9:20)		Turnovers		13		11	
Best Scoring Run		10 (1 st 5:21)		4 (1 st 1:51)		Paint		32		26	
Lead Changes		0		1		Second Chance		4		20	
Times Tied		1		1		Fast Breaks		13		4	
Time with Lead		36:39		02:41		Bench		2		29	
						1st		2nd		3rd	
						4th		TOT			
						Cal		14		19	
						Auburn		11		10	
								13		53	

Game 5 | Nov. 20, 2023 | Orlando, Fla.
UCF 60, Auburn 53

		Official Basketball Box Score - Final		Game Time: 7:00 PM	
Auburn - 53		Alabama A&M at Auburn		Game Duration: 2:08	
Record: 3-2		2023-24 Women's Basketball		Attendance: 1,880	
Officials: Maj Forberg, Roy Gubeyan, Brian Garland					

NO. Name	Min	FG M-A	3P M-A	FT M-A	Rebounds		Fouls		TP	AS	TO	ST	Blocks		+/-
					OR	DR	PF	FD					BS	BA	
14 Taylen Collins	F 32:57	4-9	0-0	3-4	4	4	8	4	0	4	0	0	1	0	-3
30 Savannah Scott	C 08:36	0-1	0-0	0-0	0	2	2	2	0	0	3	0	1	0	-14
5 Sydney Shaw	G 28:34	7-16	2-8	1-2	0	3	3	1	0	17	0	2	0	0	9
12 Mar'shaun Bostic	G 13:32	0-3	0-1	2-2	0	1	1	2	2	1	1	0	0	0	4
23 Honesty Scott-Grayson	G 14:32	2-6	0-2	0-0	0	0	0	4	2	4	0	1	0	0	-14
3 McKenna Eddings	02:30	0-2	0-1	0-0	1	0	1	0	0	0	0	0	0	0	-6
1 Celia Sumbane	21:16	3-5	0-1	0-0	1	0	1	3	0	6	1	2	2	1	0
2 Ja'Miya Mingo-Young	26:27	3-6	0-1	1-2	0	2	2	0	1	7	4	1	0	0	0
4 Kaitlyn Duhon	14:46	1-3	0-1	1-2	1	3	4	1	3	1	1	2	0	0	-10
20 Oyindamola Akinbolawa	18:18	1-2	0-0	0-2	1	4	5	1	2	2	0	0	1	1	0
15 Kionna Gaines	01:47	0-0	0-0	0-0	0	0	0	0	0	0	0	0	0	0	-3
0 Yakiya Milton	16:45	0-2													

2023-24 AUBURN WOMEN'S BASKETBALL

Game 32 | Auburn vs. Arizona | NCAA First Four | March 21, 2024

Game 7 | Nov. 30, 2023 | Auburn, Ala.
Auburn 83, Clemson 53 - ACC/SEC Challenge

		Official Basketball Box Score - Final Clemson at Auburn 11/30/23 Neville Arena, Auburn, Ala. 2023-24 Women's Basketball										Game Time: 8:00 PM Game Duration: 2:10 Attendance: 2,388	
Clemson - 53 Record: 5-4		Officials: Felicia Grinter, Kristen Bell, Nykesha Thompson										Shooting By Period 1st FG% 4-10 40.0% 2nd FG% 3-11 27.3% 3rd FG% 5-8 62.5% 4th FG% 5-11 45.5% FT% 1-2 50.0% GM FG% 16-48 33.3% FT% 3-6 50.0%	
Auburn - 83 Record: 5-2		Dead Ball Rebounds: 6, 0										Shooting By Period 1st FG% 7-17 41.2% 2nd FG% 6-13 46.2% 3rd FG% 8-18 44.4% 4th FG% 8-13 61.5% FT% 9-13 69.2% GM FG% 29-61 47.5% FT% 19-30 63.3%	
Totals 16-48 3-16 18-29 8 33 41 27 25 53 4 29 5 0 3 30		Technical Fouls: NONE										Dead Ball Rebounds: 3, 0	

Auburn - 83 Record: 5-2		Dead Ball Rebounds: 6, 0										Shooting By Period 1st FG% 5-14 35.7% 2nd FG% 2-10 20.0% 3rd FG% 4-4 100.0% 4th FG% 4-13 30.8% FT% 2-4 50.0% GM FG% 11-31 35.5% FT% 8-16 50.0%	
Totals 29-61 6-19 19-30 7 29 36 25 27 83 16 13 17 3 0 30		Technical Fouls: NONE										Dead Ball Rebounds: 2, 0	

Biggest lead 0 (1st 10:00) 34 (4th 1:03)		Best Scoring Run 6 (2nd 8:26) 10 (3rd 5:58)		Points from Turnovers 4 29		Paint 26 38		Second Chance 7 2		Fast Breaks 7 18		Bench 16 39	
Time with Lead 00:00 38:59		Period by Period Scoring 1st 2nd 3rd 4th TOT		CLEM 10 11 14 18 53		AUB 19 17 20 27 83		ASU 12 23 16 21 72		AUB 13 8 16 25 62		ASU 13 8 16 25 62	

Game 8 | Dec. 3, 2023 | Birmingham, Ala.
Auburn 72, UAB 62

		Official Basketball Box Score - Final Auburn at UAB 12/03/23 Bartow Arena, Birmingham 2023-24 Women's Basketball										Game Time: 2:30 PM Game Duration: 1:57 Attendance: 861	
Auburn - 72 Record: 6-2		Officials: Carla Fountain, Bryan Brunette, Courtney Robinson										Shooting By Period 1st FG% 6-15 40.0% 2nd FG% 9-15 60.0% 3rd FG% 6-16 37.5% 4th FG% 7-14 50.0% FT% 7-9 77.8% GM FG% 28-60 46.7% FT% 14-23 60.9%	
Totals 28-60 2-5 14-23 14 30 44 22 18 72 14 16 9 6 1 10		Technical Fouls: NONE										Dead Ball Rebounds: 6, 0	

UAB - 62 Record: 6-2		Dead Ball Rebounds: 6, 0										Shooting By Period 1st FG% 5-17 29.4% 2nd FG% 2-12 16.7% 3rd FG% 5-14 35.7% 4th FG% 6-18 33.3% FT% 9-10 90% GM FG% 18-61 29.5% FT% 19-23 82.6%	
Totals 18-61 7-24 19-23 15 21 36 18 22 62 9 17 6 1 6 10		Technical Fouls: NONE										Dead Ball Rebounds: 2, 0	

Biggest lead 17 (3rd 1:04) 3 (1st 1:04)		Best Scoring Run 10 (2nd 7:00) 6 (1st 1:04)		Points from Turnovers 20 11		Paint 38 20		Second Chance 7 16		Fast Breaks 15 4		Bench 17 25	
Time with Lead 37:49 01:57		Period by Period Scoring 1st 2nd 3rd 4th TOT		AUB 12 23 16 21 72		ASU 13 8 16 25 62		AUB 13 8 16 25 62		ASU 13 8 16 25 62		AUB 13 8 16 25 62	

Game 9 | Dec. 10, 2023 | Little Rock, Ark.
Auburn 58, Little Rock 45

		Official Basketball Box Score - Final Auburn at Little Rock 12/10/23 Jack Stephens Center, Little Rock 2023-24 Women's Basketball										Game Time: 2:00 PM Game Duration: 1:52 Attendance: 1,378	
Auburn - 58 Record: 7-2		Officials: Angel Kent, Tommi Paris, Dawn Marsh										Shooting By Period 1st FG% 5-14 35.7% 2nd FG% 2-10 20.0% 3rd FG% 4-4 100.0% 4th FG% 4-13 30.8% FT% 2-4 50.0% GM FG% 11-31 35.5% FT% 8-16 50.0%	
Totals 22-53 4-10 10-15 12 20 32 18 20 58 10 19 8 1 1 13		Technical Fouls: NONE										Dead Ball Rebounds: 4, 1	

Little Rock - 45 Record: 0-7		Dead Ball Rebounds: 6, 0										Shooting By Period 1st FG% 4-8 50.0% 2nd FG% 3-11 27.3% 3rd FG% 1-1 100.0% 4th FG% 3-5 60.0% FT% 0-0 0% GM FG% 11-31 35.5% FT% 8-16 50.0%	
Totals 18-41 1-4 8-17 5 20 25 21 18 45 7 19 7 1 1 13		Technical Fouls: Coach 4th 1:53										Dead Ball Rebounds: 6, 0	

Biggest lead 23 (3rd 7:54) 0 (1st 10:00)		Best Scoring Run 15 (2nd 1:05) 10 (3rd 4:24)		Points from Turnovers 20 13		Paint 28 22		Second Chance 11 7		Fast Breaks 12 1		Bench 19 10	
Time with Lead 35:48 00:00		Period by Period Scoring 1st 2nd 3rd 4th TOT		AUB 12 20 32 18 58		LRT 9 7 12 17 45		ASU 12 23 16 21 72		AUB 13 8 16 25 62		ASU 13 8 16 25 62	

Game 10 | Dec. 13, 2023 | Auburn, Ala.
Auburn 94, Alabama State 37

		Official Basketball Box Score - Final Alabama St. at Auburn 12/13/23 Neville Arena, Auburn, Ala. 2023-24 Women's Basketball										Game Time: 7:00 PM Game Duration: 1:53 Attendance: 2,246	
Alabama St. - 37 Record: 0-8		Officials: Michael McConnell, Jeffrey Smith, Sarah Williams										Shooting By Period 1st FG% 1-6 16.7% 2nd FG% 4-10 40.0% 3rd FG% 2-9 22.2% 4th FG% 7-17 41.2% FT% 1-1 100.0% GM FG% 14-42 33.3% FT% 6-8 75.0%	
Totals 14-42 3-8 6-8 8 20 28 22 14 37 7 40 7 7 1 15		Technical Fouls: NONE										Dead Ball Rebounds: 2, 2	

Auburn - 94 Record: 8-2		Dead Ball Rebounds: 6, 0										Shooting By Period 1st FG% 11-21 52.4% 2nd FG% 9-20 45.0% 3rd FG% 10-19 52.6% 4th FG% 7-18 38.9% FT% 4-7 57.1% GM FG% 37-78 47.4% FT% 16-24 66.7%	
Totals 37-78 4-14 16-24 22 19 41 14 22 94 25 14 28 1 7 57		Technical Fouls: NONE										Dead Ball Rebounds: 5, 1	

Biggest lead 0 (1st 10:00) 57 (4th 6:11)		Best Scoring Run 7 (2nd 0:51) 28 (2nd 6:53)		Points from Turnovers 17 53		Paint 14 60		Second Chance 6 10		Fast Breaks 2 30		Bench 18 40	
Time with Lead 00:00 39:19		Period by Period Scoring 1st 2nd 3rd 4th TOT		ASU 2 11 9 15 37		AUB 27 19 30 18 94		ASU 27 19 30 18 94		AUB 27 19 30 18 94		ASU 27 19 30 18 94	

Game 11 | Dec. 16, 2023 | Auburn, Ala.
Auburn 67, Norfolk State 39

Official Basketball Box Score - Final Norfolk St. at Auburn 12/16/23 Neville Arena, Auburn, Ala. 2023-24 Women's Basketball													Game Time: 2:00 PM Game Duration: 1:55 Attendance: 2,396		
Norfolk St. - 39 Record: 7-4															
NO.	Name	Min	FG	3P	FT	Rebounds	Fouls	TP	AS	TO	ST	Blocks	+/-		
12	Makoye Diawara	F 07:54	0-0	0-0	0-0	0 0 0	2	0	0	4	1	0	0	-12	
22	Kierra Wheeler	F 32:53	6-16	0-0	3-5	5 6 11	4	5	15	0	8	0	2	-15	
2	Niya Fields	G 32:23	1-5	0-2	0-0	0 4 4	4	1	2	1	2	0	0	-5	
3	Diamond Johnson	G 36:01	6-23	2-6	1-1	2 4 6	1	4	15	1	2	4	0	-24	
24	Danajiah Williams	G 25:27	0-1	0-1	0-0	0 2 2	2	1	0	1	5	1	0	-24	
1	Da'Brya Clark	14:52	0-2	0-1	0-0	1 1 2	1	1	0	0	2	1	0	-18	
30	Paris Mullins	11:56	1-2	0-0	0-0	0 1 1	4	1	2	0	1	0	0	-9	
4	Arijanas Richardson	13:57	1-2	0-0	0-0	1 1 2	3	0	2	1	2	2	0	-4	
13	Skye Robinson	14:56	1-5	0-0	1-1	1 1 2	0	1	3	0	0	0	0	-11	
35	Danielle Robinson	09:30	0-2	0-2	0-0	0 1 1	0	0	0	0	0	0	0	-17	
Team															
Totals			16-58	2-12	5-7	11 26 37	22 14	39	4	27	11	2	3	-28	
Technical Fouls: Coach 3 rd 1:31															

Auburn - 67 Record: 9-2														
NO.	Name	Min	FG	3P	FT	Rebounds	Fouls	TP	AS	TO	ST	Blocks	+/-	
1	Celia Sumbane	F 16:50	2-3	0-0	0-0	1 2 3	1	0	4	1	0	0	1	12
14	Taylen Collins	F 19:34	3-6	0-0	4-5	2 3 5	2	3	10	1	1	4	0	2
2	JaMya Mingo-Young	G 24:12	2-4	0-1	12-12	0 5 5	2	6	16	4	0	2	0	17
5	Sydney Shaw	G 24:51	2-5	1-3	0-0	3 3 0	1	1	5	0	4	1	0	10
23	Honesty Scott-Grayson	G 23:45	4-13	0-5	4-5	1 3 4	2	5	12	0	3	1	0	21
30	Savannah Scott	15:21	1-2	0-0	1-4	0 2 2	1	1	3	0	1	1	0	20
20	Oyindamola Akinbolawa	09:46	0-3	0-0	0-0	0 1 1	2	1	0	0	2	1	0	0
3	McKenna Eddings	14:28	0-3	0-2	0-0	1 0 1	1	0	2	0	1	0	1	17
12	Mar'shaun Bostic	14:22	2-5	0-0	0-0	0 4 4	2	0	4	1	4	2	0	22
4	Kaitlyn Duhon	13:46	3-4	1-1	0-0	1 3 4	1	2	7	1	2	1	0	25
0	Yakya Milton	04:37	0-0	0-0	0-0	0 0 0	1	0	1	0	1	0	0	-2
15	Kionna Gaines	04:37	0-1	0-0	0-0	0 0 0	0	0	0	0	1	0	0	-2
21	Audya Young	04:37	1-2	0-1	0-0	0 2 2	0	0	2	1	0	0	0	-2
24	Carsen McFadden	04:37	0-0	0-0	0-0	0 1 1	0	0	0	0	0	0	0	-2
32	Timya Thurman	04:37	2-3	0-0	0-0	0 0 1	1	1	4	0	1	0	1	-2
Team														
Totals			22-54	2-13	21-26	8 32 40	14 21	67	12	20	13	3	2	28
Technical Fouls: NONE														

		NSU	Auburn	Points from		Period by Period Scoring				
Biggest lead		1 (2 nd 5:59)	32 (4 th 6:36)	Turnovers	13	32				
Best Scoring Run		7 (1 st 5:21)	20 (4 th 6:36)	Paint	26	30				
Lead Changes		2		Second Chance	8	9				
Times Tied		2		Fast Breaks	5	16				
Time with Lead		00:33	38:28	Bench	7	20				
				Auburn		9	11	7	12	39

Game 12 | Dec. 20, 2023 | Auburn, Ala.
Auburn 69, Washington State 62

Official Basketball Box Score - Final Washington St. at Auburn 12/20/23 Neville Arena, Auburn, Ala. 2023-24 Women's Basketball													Game Time: 2:00 PM Game Duration: 1:59 Attendance: 2,341		
Washington St. - 62 Record: 11-3															
NO.	Name	Min	FG	3P	FT	Rebounds	Fouls	TP	AS	TO	ST	Blocks	+/-		
55	Bella Murekatete	C 22:37	1-3	0-0	2-2	2 4 6	4	2	4	1	2	0	0	1	
1	Tara Wallack	G 31:28	2-3	0-0	0-0	1 2 3	4	2	4	3	4	1	0	0	
5	Charisse Leger-Walker	G 39:36	4-10	0-4	4-5	1 8 9	4	6	12	10	8	3	0	-9	
10	Eleonora Villa	G 30:04	5-15	2-5	0-0	0 3 3	0	0	12	0	1	0	0	-11	
11	Astera TuHina	G 35:06	5-9	3-6	2-2	0 2 2	1	1	15	1	1	0	0	-6	
34	Jenna Villa	19:19	3-4	2-3	0-0	0 3 3	2	0	8	0	2	1	0	-4	
33	Alex Covill	11:30	1-2	0-0	2-2	0 2 2	2	2	4	0	2	0	3	-3	
14	Jessica Clarke	04:48	0-1	0-0	0-0	0 0 0	1	0	0	0	1	0	0	-3	
12	Kyra Gardner	05:32	1-2	1-1	0-0	0 2 2	0	0	3	0	0	0	1	0	
Team															
Totals			22-49	8-19	10-11	5 26 31	18 13	62	15	20	8	4	1	-7	
Technical Fouls: NONE															

Auburn - 69 Record: 10-2														
NO.	Name	Min	FG	3P	FT	Rebounds	Fouls	TP	AS	TO	ST	Blocks	+/-	
1	Celia Sumbane	F 09:58	2-3	2-2	0-0	1 0 1	3	0	1	3	1	0	0	8
14	Taylen Collins	F 30:14	5-10	0-0	0-0	0 6 6	1	1	10	2	0	3	0	11
2	JaMya Mingo-Young	G 30:35	3-11	0-0	6-6	2 5 7	1	4	12	7	3	0	0	12
5	Sydney Shaw	G 29:33	2-7	0-2	0-0	1 1 2	2	0	4	1	1	0	0	9
23	Honesty Scott-Grayson	G 34:43	5-11	2-5	5-6	0 5 5	3	3	17	1	3	3	0	5
30	Savannah Scott	08:19	0-1	0-0	2-2	0 0 0	1	1	2	0	0	0	0	4
12	Mar'shaun Bostic	11:51	3-3	0-0	2-3	2 0 2	0	1	3	0	0	1	0	0
20	Oyindamola Akinbolawa	16:44	3-7	0-0	1-2	0 1 1	1	2	7	3	1	0	2	-10
4	Kaitlyn Duhon	16:16	1-4	1-1	0-0	1 1 2	1	3	3	0	0	1	0	5
3	McKenna Eddings	11:47	0-0	0-0	0-0	0 1 1	0	1	0	1	0	1	0	-3
Team														
Totals			24-57	5-10	16-19	9 23 32	13 18	69	16	12	9	1	4	7
Technical Fouls: NONE														

		WSU	Auburn	Points from		Period by Period Scoring				
Biggest lead		9 (2 nd 9:24)	10 (4 th 4:29)	Turnovers	14	23				
Best Scoring Run		6 (2 nd 0:16)	8 (4 th 9:49)	Paint	26	28				
Lead Changes		5		Second Chance	7	11				
Times Tied		3		Fast Breaks	5	8				
Time with Lead		22:07	15:32	Bench	15	20				
				Auburn		13	13	20	23	69

Game 13 | Dec. 31, 2023 | Auburn, Ala.
Auburn 79, North Alabama 58

Official Basketball Box Score - Final North Ala. at Auburn 12/31/23 Neville Arena, Auburn, Ala. 2023-24 Women's Basketball													Game Time: 2:00 PM Game Duration: 1:51 Attendance: 4,422		
North Ala. - 58 Record: 4-9															
NO.	Name	Min	FG	3P	FT	Rebounds	Fouls	TP	AS	TO	ST	Blocks	+/-		
0	Cameron Jones	F 22:00	1-2	0-0	0-0	0 7 7	2	0	2	1	0	0	0	-18	
11	Veronaye Charlton	G 27:01	6-14	0-0	1-3	1 3 4	2	2	13	3	6	2	0	-16	
13	Katie Criswell	G 16:52	1-4	1-4	0-0	2 2 4	2	1	3	1	1	0	1	-4	
15	Alexis Callins	G 22:56	4-9	3-7	1-2	0 2 2	3	1	12	1	3	0	0	-10	
23	Alyssa Clutter	G 34:06	7-13	0-1	2-2	3 3 6	2	2	16	1	2	1	0	-22	
5	Sara Wohlgenuth	25:47	2-5	0-2	0-0	0 5 5	2	2	4	3	4	0	0	-17	
12	Allie Craig Cruce	12:27	1-4	1-3	0-0	0 1 1	1	1	3	0	2	0	0	-8	
20	Olivia Jones	18:50	1-4	1-3	0-0	0 0 0	1	0	3	0	1	0	0	-6	
21	Rhema Pegues	09:41	1-3	0-1	0-0	0 1 1	1	0	2	1	1	0	1	0	
1	Emma Kate Tittle	05:45	0-1	0-1	0-0	0 1 2	0	0	0	0	0	0	0	-3	
22	India Howard	04:35	0-1	0-0	0-0	0 1 2	0	0	0	0	0	0	0	-1	
Team															
Totals			24-60	6-22	4-7	9 28 37	15 9	58	11	21	5	0	6	-21	
Technical Fouls: NONE															

Auburn - 79 Record: 11-2														
NO.	Name	Min	FG	3P	FT	Rebounds	Fouls	TP	AS	TO	ST	Blocks	+/-	
1	Celia Sumbane	F 15:40	1-10	0-2	2-2	2 7 9	2	1	4	1	1	1	0	3
14	Taylen Collins	F 23:00	3-5	0-0	0-0	1 2 3	3	1	6	3	1	0	1	16
2	JaMya Mingo-Young	G 30:56	5-10	1-2	2-2	3 7 10	1	3	13	7	2	1	0	10
5	Sydney Shaw	G 29:31	3-6	2-2	3-3	1 2 3	0	1	11	1	1	0	2	13
23	Honesty Scott-Grayson	G 31:44	4-10	1-2	2-3	1 2 3	1	4	11	4	3	1	0	25
3	McKenna Eddings	22:32	5-8	4-5	0-0	1 2 3	0	2	14	2	3	1	0	14
4	Kaitlyn Duhon	16:51	5-10	0-2	1-1	2 3 3	2	2	11	1	1	0	0	14
30	Savannah Scott	01:32	0-1	0-0	0-0	0 1 0	0	0	0	0	0	0	0	2
20	Oyindamola Akinbolawa	08:33	1-3	0-0	0-0	1 2 3	0	0	2	0	0	0	0	0
0</														

2023-24 AUBURN WOMEN'S BASKETBALL

Game 15 | Jan. 7, 2024 | College Station, Texas
Texas A&M 66, Auburn 44

NCAA Official Basketball Box Score - Final
Auburn at Texas A&M
01/07/24 Reed Arena, Bryan-College Station
2023-24 Women's Basketball
Game Time: 3:00 PM
Game Duration: 2:01
Attendance: 5,593
Officials: Talisa Green, Fatou Cissoko-Stephens, Salf Esso

Auburn - 44													
Record: 11-4 (0-2)													
NO.	Name	Min	FG	3P	FT	Rebounds	Fouls	TP	AS	TO	ST	Blocks	+/-
			M-A	M-A	M-A	OR DR TOT	PF FD					BS BA	
1	Celia Sumbane	F 21:10	1-2	0-1	0-0	0 2 2	4 0	2	0	1	1	0	-5
14	Taylen Collins	F 33:18	3-6	0-0	2-4	0 6 6	3 3	8	1	4	2	1	-16
30	Savannah Scott	C 12:16	0-1	0-0	0-0	1 0 1	1 1	0	0	0	0	0	-2
2	JaMya Mingo-Young	G 27:16	2-9	0-0	5-7	1 7 8	3 5	9	3	2	1	1	-8
23	Honesty Scott-Grayson	G 29:20	7-17	1-3	0-0	1 1 1	4 15	1	0	1	1	1	-21
20	Oyindamola Akinbolawa	08:59	0-0	0-0	0-0	0 0 0	2 0	0	0	1	1	0	-11
4	Kaitlyn Duhon	14:41	0-3	0-2	0-2	0 2 2	1 2	0	1	1	0	0	-19
5	Sydney Shaw	13:03	0-4	0-2	0-0	1 2 3	0 1	0	1	1	0	0	-13
12	Mar'shaun Bostic	12:42	2-4	0-0	4-6	0 2 0	2 3	0	1	1	0	0	8
3	McKenna Eddings	09:23	0-2	0-1	0-0	0 0 0	1 0	0	0	1	0	0	8
0	Yakiya Milton	15:02	0-0	0-0	2-2	1 2 3	2 2	0	0	0	1	0	-5
21	Audya Young	01:00	0-1	0-0	0-0	0 0 0	0 0	0	0	0	0	1	-1
32	Timiya Thurman	01:00	0-0	0-0	0-0	0 0 0	0 0	0	0	0	0	0	-1
24	Carsen McFadden	00:51	0-0	0-0	0-0	0 0 0	0 0	0	0	0	0	0	0
Team						1 2 3	0	0	2				
Totals		15:49	1-9	13-21	5 24	29 20	21 44	8	17	9	4	3	-22

Shooting By Period

1st FG% 4-14 28.6%
3PT% 1-5 20.0%
FT% 0-0 0%

2nd FG% 4-15 26.7%
3PT% 0-1 0.0%
FT% 3-4 75%

3rd FG% 3-10 30.0%
3PT% 0-2 0.0%
FT% 3-7 42.9%

4th FG% 4-10 40.0%
3PT% 0-1 0.0%
FT% 7-10 70%

GM FG% 15-49 30.6%
3PT% 1-9 11.1%
FT% 13-21 61.9%

Dead Ball Rebounds: 5, 0

Technical Fouls: NONE

Shooting By Period

1st FG% 7-13 53.8%
3PT% 0-1 0.0%
FT% 3-4 75%

2nd FG% 6-12 50.0%
3PT% 0-0 0.0%
FT% 3-6 50%

3rd FG% 5-16 31.3%
3PT% 0-2 0.0%
FT% 7-10 70%

4th FG% 7-16 43.8%
3PT% 1-5 20.0%
FT% 2-3 66.7%

GM FG% 25-57 43.9%
3PT% 1-8 12.5%
FT% 15-23 65.2%

Dead Ball Rebounds: 5, 0

Technical Fouls: NONE

	AUB	TAMU
Biggest lead	1 (1st 8:08)	25 (4th 7:43)
Best Scoring Run	7 (4th 2:19)	9 (1st 3:03)
Lead Changes	4	
Times Tied	0	
Time with Lead	02:04	36:55

Points from Turnovers	AUB	TAMU
Points from Turnovers	11	15
Paint	20	40
Second Chance	3	10
Fast Breaks	6	10
Bench	10	15

Period by Period Scoring	
	TOT
AUB	9 11 9 15 44
TAMU	17 15 17 17 66

Game 32 | Auburn vs. Arizona | NCAA First Four | March 21, 2024

Game 16 | Jan. 11, 2024 | Oxford, Miss.
Ole Miss 58, Auburn 55

NCAA Official Basketball Box Score - Final
Auburn at Ole Miss
01/11/24 The Sandy and John Black Pavilion at Ole Miss, Oxford
2023-24 Women's Basketball
Game Time: 6:30 PM
Game Duration: 2:10
Attendance: 2,350
Officials: Roy Gubeyan, Cameron Inouye, Toni Patti

Technical Fouls: NONE

Shooting By Period

1st FG% 3-18 16.7%
3PT% 1-4 25.0%
FT% 3-3 100%

2nd FG% 4-15 26.7%
3PT% 0-2 0.0%
FT% 3-4 75%

3rd FG% 3-12 25.0%
3PT% 2-3 66.7%
FT% 5-6 83.3%

4th FG% 6-10 60.0%
3PT% 0-3 0.0%
FT% 9-11 81.8%

GM FG% 16-55 29.1%
3PT% 3-12 25.0%
FT% 20-24 83.3%

Dead Ball Rebounds: 4, 0

Technical Fouls: NONE

Shooting By Period

1st FG% 6-15 40.0%
3PT% 0-3 0.0%
FT% 2-3 66.7%

2nd FG% 6-16 37.5%
3PT% 1-2 50.0%
FT% 0-0 0%

3rd FG% 9-20 45.0%
3PT% 0-0 0%

4th FG% 3-9 33.3%
FT% 4-6 66.7%

GM FG% 24-60 40.0%
3PT% 1-4 25.0%
FT% 9-15 60.0%

Dead Ball Rebounds: 3, 0

Technical Fouls: NONE

	AU	UM
Biggest lead	0 (1st 10:00)	18 (3rd 3:50)
Best Scoring Run	8 (4th 6:38)	11 (3rd 7:30)
Lead Changes	0	
Times Tied	1	
Time with Lead	00:00	37:37

Points from Turnovers	AU	UM
Points from Turnovers	13	15
Paint	24	34
Second Chance	13	15
Fast Breaks	4	8
Bench	19	17

Period by Period Scoring	
	TOT
AU	10 11 13 21 55
UM	14 13 22 9 58

Game Notes: Q4 3:57 - After review, Common Fou on UM #24 Scott upgraded to Intentional Foul

Game 17 | Jan. 14, 2024 | Auburn, Ala.
Auburn 67, #7 LSU 62

NCAA Official Basketball Box Score - Final
LSU at Auburn
01/14/24 Neville Arena, Auburn, Ala.
2023-24 Women's Basketball
Game Time: 2:00 PM
Game Duration: 2:04
Attendance: 7,720
Officials: Dee Kanteiner, Katie Lukachik, Brian Garland

Technical Fouls: NONE

Shooting By Period

1st FG% 4-12 33.3%
3PT% 0-0 0.0%
FT% 7-11 63.6%

2nd FG% 11-18 61.1%
3PT% 0-1 0.0%
FT% 0-0 0%

3rd FG% 6-14 42.9%
3PT% 1-5 20.0%
FT% 3-4 75%

4th FG% 2-11 18.2%
3PT% 0-1 0.0%
FT% 6-10 60%

GM FG% 23-55 41.8%
3PT% 0-2 0.0%
FT% 16-25 64.0%

Dead Ball Rebounds: 7, 0

Technical Fouls: NONE

Shooting By Period

1st FG% 9-16 56.3%
3PT% 2-2 100.0%
FT% 3-4 75%

2nd FG% 5-13 38.5%
3PT% 0-2 0.0%
FT% 1-1 100%

3rd FG% 8-18 44.4%
3PT% 1-5 20.0%
FT% 0-0 0%

4th FG% 4-12 33.3%
3PT% 1-2 50.0%
FT% 7-10 70%

GM FG% 26-59 44.1%
3PT% 4-11 36.4%
FT% 11-15 73.3%

Dead Ball Rebounds: 1, 0

Technical Fouls: NONE

	LSU	Auburn
Biggest lead	3 (2nd 3:12)	10 (1st 0:47)
Best Scoring Run	12 (2nd 6:46)	6 (3rd 7:59)
Lead Changes	17	
Times Tied	7	
Time with Lead	16:08	20:31

Points from Turnovers	LSU	Auburn
Points from Turnovers	15	20
Paint	42	28
Second Chance	13	10
Fast Breaks	11	16
Bench	4	17

Period by Period Scoring	
	TOT
LSU	15 22 15 10 62
Auburn	23 11 17 16 67

Game 18 | Jan. 18, 2024 | Nashville, Tenn.
Vanderbilt 53, Auburn 50

NCAA Official Basketball Box Score - Final
Auburn at Vanderbilt
01/18/24 Memorial Gymnasium, Nashville
2023-24 Women's Basketball
Game Time: 2:00 PM
Game Duration: 2:01
Attendance: 1,845
Officials: Michael McConnell, Margaret Tieman, Fatou Cissoko-Stephens

Technical Fouls: NONE

Shooting By Period

1st FG% 4-18 22.2%
3PT% 1-4 25.0%
FT% 0-0 0%

2nd FG% 7-17 41.2%
3PT% 0-4 0.0%
FT% 0-0 0%

3rd FG% 7-14 50.0%
3PT% 0-4 0.0%
FT% 4-7 57.1%

4th FG% 3-10 30.0%
3PT% 0-1 0.0%
FT% 3-5 60%

GM FG% 21-59 35.6%
3PT% 1-13 7.7%
FT% 7-12 58.3%

Dead Ball Rebounds: 3, 0

Technical Fouls: NONE

Shooting By Period

1st FG% 3-13 23.1%
3PT% 0-5 0.0%
FT% 0-0 0%

2nd FG% 6-11 54.5%
3PT% 2-6 33.3%
FT% 2-2 100%

3rd FG% 6-13 46.2%
3PT% 2-6 33.3%
FT% 4-5 80%

4th FG% 3-10 30.0%
3PT% 0-2 0.0%
FT% 7-10 70%

GM FG% 18-47 38.3%
3PT% 4-19 21.1%
FT% 13-17 76.5%

Dead Ball Rebounds: 4, 0

Technical Fouls: NONE

	AUBURN	Vandy
Biggest lead	9 (1st 4:55)	4 (3rd 9:08)
Best Scoring Run	9 (1st 4:55)	6 (1st 2:58)
Lead Changes	17	
Times Tied	8	
Time with Lead	25:46	08:58

Points from Turnovers	AUBURN	Vandy
Points from Turnovers	18	6
Paint	36	20
Second Chance	2	6
Fast Breaks	6	2
Bench	11	17

Period by Period Scoring	
	TOT
AUBURN	9 14 18 9 50
Vandy	6 16 18 13 53

Game 19 | Jan. 21, 2024 | Auburn, Ala.
Auburn 78, Alabama 65

		Official Basketball Box Score - Final Alabama at Auburn 01/21/24 Neville Arena, Auburn, Ala. 2023-24 Women's Basketball										Game Time: 2:00 PM Game Duration: 2:06 Attendance: 6,075					
Alabama - 65 Record: 15-6 (2-4)																	
NO.	Name	Min	FG	3P	FT	Rebounds	Fouls	TP	AS	TO	ST	Blocks	+/-				
21	Essence Cody	15:05	3-4	0-0	0-0	0	1	5	0	6	0	1	1	0	0	-4	
0	Loyal McQueen	G 27:60	3-5	0-0	3-3	0	0	1	3	9	2	5	0	1	0	-4	
3	Sarah Ashlee Barker	G 34:54	3-12	0-1	4-4	1	4	5	5	4	10	4	3	3	0	-14	
23	Jessica Timmons	G 32:47	9-18	3-6	5-7	1	5	6	4	6	26	1	4	1	0	-17	
32	Aaliyah Nye	G 27:38	2-7	0-5	2-2	1	4	5	3	1	6	1	1	0	0	-13	
22	Karly Weathers	25:07	1-3	0-2	1-2	3	3	6	0	2	3	1	1	0	0	-9	
51	DeJanae Williams	09:15	0-1	0-1	0-0	1	0	1	1	1	0	0	0	0	0	-1	
13	Ja'Anna Cunningham	10:47	1-2	0-0	0-0	2	2	2	0	2	0	0	0	0	0	-14	
31	Naomi Jones	14:47	1-4	0-0	1-2	2	3	5	1	1	3	0	0	0	1	-23	
5	Reyche Douglas	00:18	0-0	0-0	0-0	0	0	0	1	0	0	0	0	0	0	0	
42	Meg Newman	01:26	0-0	0-0	0-0	0	0	0	0	0	0	0	0	0	0	6	
Team						3	1	4				0	1				
Totals			23-56	3-15	16-20	12	23	35	21	18	65	9	17	5	2	2	-13
Technical Fouls: Team 4 th 0:23													Dead Ball Rebounds: 3, 0				

		Official Basketball Box Score - Final Auburn at Auburn 01/21/24 Neville Arena, Auburn, Ala. 2023-24 Women's Basketball										Game Time: 7:00 PM Game Duration: 1:55 Attendance: 4,814					
Auburn - 78 Record: 13-6 (2-4)																	
NO.	Name	Min	FG	3P	FT	Rebounds	Fouls	TP	AS	TO	ST	Blocks	+/-				
14	Taylen Collins	F 31:26	2-6	0-0	2-2	3	4	7	1	1	6	3	2	2	1	0	-2
30	Savannah Scott	G 22:22	4-7	0-0	2-2	2	3	5	0	1	10	0	1	0	0	6	
2	JaMya Mingo-Young	G 32:52	4-9	1-1	3-7	2	7	9	3	5	12	4	2	2	0	0	
4	Kaitlyn Duhon	G 13:21	3-4	1-1	1-1	0	0	0	3	1	8	0	2	1	0	0	
23	Honesty Scott-Grayson	G 25:09	6-9	0-1	7-8	0	0	0	3	6	19	2	1	0	0	19	
1	Celia Sumbane	10:34	3-5	0-0	0-0	2	1	3	4	0	6	4	1	1	0	1	
20	Oyindamola Akinbolawa	17:04	3-5	0-0	1-1	0	2	2	1	2	7	1	1	1	0	4	
12	Mar'shaun Bostic	22:02	0-4	0-1	5-8	0	1	1	2	4	5	3	0	3	0	1	
5	Sydney Shaw	24:05	2-7	1-4	0-0	0	2	2	1	1	5	1	1	2	0	16	
3	McKenna Eddings	01:07	0-1	0-0	0-0	0	0	0	0	0	0	0	0	0	0	-2	
Team						2	2	4				0	0				
Totals			27-57	3-8	21-29	11	22	33	18	21	78	18	11	11	2	2	13
Technical Fouls: NONE													Dead Ball Rebounds: 4, 0				

		Bama		Auburn		Points from Turnovers		Bama		Auburn		Period by Period Scoring	
Biggest lead		3 (3 rd 0:48)		17 (2 nd 6:24)		17		18		1st 2nd 3rd 4th TOT		6 24 21 14 65	
Best Scoring Run		9 (3 rd 5:59)		12 (1 st 6:34)		38		36		Auburn		22 18 10 28 78	
Lead Changes		2		2		13		13					
Times Tied		1		1		17		8					
Time with Lead		03:06		36:37		8		23					

Game 20 | Jan. 29, 2024 | Auburn, Ala.
Auburn 67, Georgia 49

		Official Basketball Box Score - Final Georgia at Auburn 01/29/24 Neville Arena, Auburn, Ala. 2023-24 Women's Basketball										Game Time: 6:00 PM Game Duration: 2:02 Attendance: 3,165					
Georgia - 49 Record: 10-10 (1-6)																	
NO.	Name	Min	FG	3P	FT	Rebounds	Fouls	TP	AS	TO	ST	Blocks	+/-				
20	Jordan Cole	F 20:09	1-2	0-0	2-2	0	4	4	3	3	4	0	3	0	0	-6	
33	Destiny Thomas	F 11:42	0-0	0-0	0-0	0	1	1	2	5	0	0	0	0	0	-6	
10	DeMauri Flournoy	G 34:31	4-11	1-4	2-4	0	4	4	2	5	11	3	4	5	0	-13	
11	Asia Avlinger	G 26:56	4-12	2-4	4-4	0	3	3	3	4	14	2	5	1	0	-11	
12	Tanyah Thompson	G 20:29	3-8	0-0	2-2	1	1	2	0	1	8	0	1	1	0	-7	
13	Stefanie Ingram	06:10	1-3	0-0	0-0	0	1	1	0	0	2	0	1	0	0	-5	
21	Fatima Diakhate	11:51	0-0	0-0	0-0	0	3	3	2	0	0	0	1	0	0	-5	
30	Amiya Evans	16:16	1-3	0-0	0-0	0	2	2	1	0	2	1	1	0	0	-6	
1	Chloe Chapman	28:05	1-2	0-1	0-0	0	2	4	1	0	2	1	1	0	0	-6	
35	Jayvn Nicholson	20:03	2-6	0-0	2-4	1	3	4	2	2	6	0	2	0	0	-13	
2	Savannah Henderson	03:49	0-2	0-1	0-0	0	1	1	0	0	0	0	0	0	0	-6	
Team						3	2	5				0	1				
Totals			17-50	3-10	12-16	7	27	34	17	15	49	7	23	9	1	4	-18
Technical Fouls: NONE													Dead Ball Rebounds: 3, 1				

		Official Basketball Box Score - Final Auburn at Auburn 01/29/24 Neville Arena, Auburn, Ala. 2023-24 Women's Basketball										Game Time: 7:00 PM Game Duration: 1:55 Attendance: 4,814					
Auburn - 67 Record: 14-6 (3-4)																	
NO.	Name	Min	FG	3P	FT	Rebounds	Fouls	TP	AS	TO	ST	Blocks	+/-				
14	Taylen Collins	F 31:41	3-11	0-0	7-9	4	0	4	3	5	13	2	4	2	1	1	26
30	Savannah Scott	G 18:38	3-6	0-0	0-0	3	2	5	0	3	6	0	1	1	0	0	
2	JaMya Mingo-Young	G 22:03	4-7	1-3	0-0	0	1	3	2	1	9	2	0	3	0	7	
4	Kaitlyn Duhon	G 16:59	3-4	0-1	3-4	2	3	5	3	3	9	1	1	0	0	0	
23	Honesty Scott-Grayson	G 33:39	6-17	3-8	6-8	0	6	6	0	4	21	1	3	2	1	0	
12	Mar'shaun Bostic	26:01	2-3	0-0	0-0	0	5	5	1	0	4	1	4	5	0	18	
1	Celia Sumbane	14:30	0-3	0-1	1-2	2	2	4	2	1	2	2	1	0	0	-3	
5	Sydney Shaw	12:11	0-4	0-3	0-0	0	1	1	2	0	0	1	0	0	0	-8	
20	Oyindamola Akinbolawa	13:58	0-1	0-0	0-1	1	1	2	0	0	1	1	0	0	0	3	
0	Yakya Milton	05:56	1-2	0-0	0-0	0	0	0	0	0	2	0	0	0	0	-3	
21	Audia Young	01:28	0-0	0-0	0-0	0	0	0	0	0	0	0	0	0	0	0	
32	Carsen McFadden	01:28	0-0	0-0	0-0	0	0	0	0	0	0	0	0	0	0	0	
2	Timya Thurman	01:28	1-1	0-0	0-0	0	0	0	0	0	2	0	0	0	0	-1	
Team						0	3	3				0	0				
Totals			23-59	4-16	17-23	11	27	38	15	17	67	13	17	14	4	1	18
Technical Fouls: NONE													Dead Ball Rebounds: 3, 0				

		UGA		Auburn		Points from Turnovers		UGA		Auburn		Period by Period Scoring	
Biggest lead		0 (1 st 10:00)		19 (4 th 1:46)		13		17		1st 2nd 3rd 4th TOT		13 14 15 11 49	
Best Scoring Run		6 (3 rd 0:21)		9 (1 st 3:36)		16		36		Auburn		12 24 12 19 67	
Lead Changes		0		0		6		10					
Times Tied		0		0		15		20					
Time with Lead		00:00		38:47		12		9					

Game 21 | Feb. 1, 2024 | Auburn, Ala.
#1 South Carolina 76, Auburn 54

		Official Basketball Box Score - Final South Carolina at Auburn 02/01/24 Neville Arena, Auburn, Ala. 2023-24 Women's Basketball										Game Time: 7:00 PM Game Duration: 1:55 Attendance: 4,814					
South Carolina - 76 Record: 20-0 (8-0)																	
NO.	Name	Min	FG	3P	FT	Rebounds	Fouls	TP	AS	TO	ST	Blocks	+/-				
2	Ashlyn Watkins	F 30:56	5-6	0-0	4-5	5	10	15	1	4	14	0	2	3	5	0	25
10	Kamilla Cardoso	G 26:12	5-11	0-0	3-6	4	2	6	2	3	13	0	0	0	3	3	15
0	Te-Hina Paopao	G 25:09	1-6	1-4	2-2	1	2	3	1	2	5	3	2	1	0	1	14
23	Bree Hall	G 24:13	0-6	0-2	0-0	1	1	2	0	2	0	1	1	0	0	0	16
25	Raven Johnson	G 26:52	4-11	1-3	1-2	1	4	5	0	1	10	6	3	2	0	1	14
12	Malaysia Juwiley	25:04	6-13	0-1	3-3	0	2	2	3	5	15	0	3	2	1	2	19
5	Tessa Johnson	16:14	2-6	1-4	3-3	0	2	2	0	1	8	1	1	0	0	1	3
20	Sania Feagin	13:01	2-3	0-0	0-0	0	1	1	4	1	4	0	0	0	0	0	3
35	Sakima Walker	09:51	2-3	0-0	0-0	3	1	4	1	0	4	0	0	0	0	1	1
24	Sahnya Jah	02:28	1-2	1-2	0-0	0	0	0	0	0	3	0	0	1	0	0	0
Team						3	5	8				0	0				
Totals			28-67	4-16	16-21	18	30	48	14	17	76	11	15	9	9	9	22
Technical Fouls: NONE													Dead Ball Rebounds: 2, 0				

		Official Basketball Box Score - Final									
--	--	---------------------------------------	--	--	--	--	--	--	--	--	--

Game 23 | Feb. 11, 2024 | Columbia, Mo.
Auburn 70, Missouri 59

NCAA		Official Basketball Box Score - Final		Auburn at Missouri		Game Time: 1:00 PM		Game Duration: 1:53		Attendance: 4,490	
2023-24 Women's Basketball		2023-24 Women's Basketball		2023-24 Women's Basketball		2023-24 Women's Basketball		2023-24 Women's Basketball		2023-24 Women's Basketball	
Auburn - 70		Record: 15-8 (4-6)		Missouri - 59		Record: 11-13 (2-9)		Technical Fouls: NONE		Dead Ball Rebounds: 2, 1	
NO. Name	Min	FG M-A	3P M-A	FT M-A	Rebounds OR DR TOT	Fouls PF FD	TP	AS	TO	ST	Blocks BS BA +/-
1 Celia Sumbane	17:36	3-6	0-0	0-0	1 2 3	1 1	6	0	2	2	0 0 1 -6
14 Taylen Collins	20:33	2-4	0-0	1-2	2 1 3	3 2	5	0	2	0	0 0 -3
30 Savannah Scott	14:16	2-3	0-0	0-0	3 0 3	2 1	4	0	1	0	1 0 -1
2 JaMya Mingo-Young	32:40	5-16	0-2	0-0	3 8 11	2 2	10	5	1	2	0 1 21
23 Honesty Scott-Grayson	35:40	6-13	1-3	7-7	1 4 5	4 6	24	3	4	1	0 0 -9
32 Timya Thurman	03:10	0-0	0-0	0-0	0 0 0	0 0	0	0	0	0	0 0 -4
5 Sydney Shaw	14:49	1-4	1-3	0-0	0 2 2	0 0	3	0	2	0	0 0 -3
12 Mar'ishaun Bostic	14:25	1-3	0-0	2-2	1 1 1	1 3	4	3	1	2	0 0 -3
0 Yakiya Milton	13:07	0-1	0-0	3-4	1 1 2	1 2	3	0	0	1	1 1 -3
4 Kaitlyn Duhon	11:19	1-2	0-0	0-0	1 1 2	0 2	1	1	1	0	0 -6
3 McKenna Eddings	20:47	3-8	3-7	0-0	0 0 0	0 3	9	0	2	0	0 0 17
21 Audia Young	01:38	0-1	0-1	0-0	0 0 0	1 0	0	0	1	0	0 0 -2
Team					1 2 3	0	0	0	0	0	
Totals		26-61	5-16	13-15	13 22 35	15 20	70	12	17	9	2 3 11
		3PT%		5-16		31.3%					
		FT%		13-15		86.7%					

NO. Name	Min	FG M-A	3P M-A	FT M-A	Rebounds OR DR TOT	Fouls PF FD	TP	AS	TO	ST	Blocks BS BA +/-
14 Abby Feit	19:37	1-5	1-4	0-0	2 1 3	1 0	3	2	2	2	1 0 -11
34 Hannah Linthacum	26:05	0-0	0-0	0-0	2 3 5	4 5	2	0	2	1	0 0 -5
0 Grace Slaughter	38:38	5-8	1-3	1-2	0 1 1	3 2	12	0	1	0	0 0 -8
4 Mama Dembele	38:26	5-13	3-4	2-4	0 11 11	4 3	15	11	7	4	0 0 -13
24 Ashton Judd	35:16	4-14	2-9	4-4	3 5 8	3 4	14	1	6	1	0 0 -13
23 Honesty Scott-Grayson	31:40	4-8	3-7	0-0	0 1 1	3 1	11	1	2	2	1 0 -7
23 Abbey Schrecke	31:40	4-8	3-7	0-0	0 0 0	2 0	2	0	2	0	1 1 2
5 Hilke Feldrappe	10:19	1-2	0-0	0-0	0 0 0	0 0	0	0	0	0	0 0 2
Team					1 0 1	0	0	0	0	0	
Totals		20-50	10-27	9-12	8 22 30	20 15	59	15	22	10	3 2 -11
		3PT%		10-27		37.0%					
		FT%		9-12		75.0%					

Points from Turnovers	Auburn	Mizzou
Biggest lead	16 (4 th 2:21)	0 (1 st 10:00)
Best Scoring Run	15 (4 th 6:35)	7 (3 rd 1:13)
Lead Changes	0	0
Times Tied	1	0
Time with Lead	39:00	00:00

Game 24 | Feb. 15, 2024 | Auburn, Ala.
Auburn 78, Kentucky 50

NCAA		Official Basketball Box Score - Final		Kentucky at Auburn		Game Time: 6:00 PM		Game Duration: 2:07		Attendance: 2,653	
2023-24 Women's Basketball		2023-24 Women's Basketball		2023-24 Women's Basketball		2023-24 Women's Basketball		2023-24 Women's Basketball		2023-24 Women's Basketball	
Kentucky - 50		Record: 9-16 (2-9)		Auburn - 78		Record: 16-8 (5-6)		Technical Fouls: Coach 4 th 3:05		Dead Ball Rebounds: 5, 0	
NO. Name	Min	FG M-A	3P M-A	FT M-A	Rebounds OR DR TOT	Fouls PF FD	TP	AS	TO	ST	Blocks BS BA +/-
13 Ajae Petty	31:11	6-14	0-0	1-5	9 4 13	2 4	13	0	7	2	1 0 -19
44 Janae Walker	10:57	1-4	0-0	0-0	3 1 4	1 1	2	0	1	1	0 0 -21
0 Brooklyn Miles	31:15	2-5	0-0	0-2	0 2 2	1 1	4	3	4	3	0 0 -21
5 Cassidy Rowe	20:06	1-2	1-2	0-0	0 0 0	2 1	3	0	0	0	0 0 -14
22 Maddie Scherr	33:47	4-14	0-3	3-4	1 6 7	4 3	11	1	2	2	2 0 -27
4 Eriya Russell	23:18	1-5	0-1	3-4	1 3 4	4 2	5	2	4	0	1 1 -22
2 Sariah Tyler	26:06	0-7	0-2	2-4	1 1 2	4 3	2	0	2	0	0 0 -13
20 Amiya Jenkins	16:21	3-6	0-1	2-2	0 2 2	2 2	8	0	0	0	0 1 -3
34 Emma King	06:59	1-1	0-0	0-0	0 2 0	0 2	0	0	0	0	0 0 -8
Team					3 1 4	0	0	3	0	0	
Totals		19-58	1-9	11-21	18 22 40	21 17	50	6	26	8	5 4 -28
		3PT%		1-9		11.1%					
		FT%		11-21		52.4%					

NO. Name	Min	FG M-A	3P M-A	FT M-A	Rebounds OR DR TOT	Fouls PF FD	TP	AS	TO	ST	Blocks BS BA +/-
1 Celia Sumbane	21:32	2-3	0-0	0-0	2 0 2	3 0	4	0	2	3	2 1 25
14 Taylen Collins	34:45	8-13	0-0	3-5	6 5 11	1 3	19	0	3	3	2 2 24
30 Savannah Scott	12:00	1-3	0-0	0-0	1 2 3	2 0	2	1	0	0	0 0 8
2 JaMya Mingo-Young	28:56	3-8	0-1	4-4	2 6 8	1 4	22	4	6	4	0 0 23
23 Honesty Scott-Grayson	31:48	9-18	0-2	4-4	3 5 8	1 4	22	4	5	1	0 0 25
4 Kaitlyn Duhon	24:50	3-8	0-1	4-5	1 3 4	2 6	10	1	1	1	0 0 21
32 Timya Thurman	02:49	0-0	0-0	0-0	0 0 0	0 0	0	0	2	0	0 0 1
0 Yakiya Milton	05:34	0-1	0-0	0-0	0 3 3	-4 1	0	0	1	0	0 0 7
12 Mar'ishaun Bostic	09:59	0-1	0-0	2-2	0 0 0	1 1	2	1	1	1	0 0 6
5 Sydney Shaw	08:20	1-5	0-2	0-0	0 0 0	0 0	2	1	0	2	0 1 4
3 McKenna Eddings	15:07	1-6	1-5	2-2	1 1 2	1 2	5	1	0	0	0 0 -6
21 Audia Young	02:10	1-2	0-1	0-0	0 0 0	1 0	2	0	0	0	0 0 1
24 Carsen McFadden	02:10	0-0	0-0	0-0	0 0 0	0 0	0	0	0	0	0 0 1
Team					3 1 4	0	0	0	0	0	
Totals		29-68	1-12	19-22	19 26 45	17 20	78	16	19	15	4 5 28
		3PT%		1-12		8.3%					
		FT%		19-22		86.4%					

Points from Turnovers	Auburn	UK
Biggest lead	0 (1 st 10:00)	30 (4 th 0:28)
Best Scoring Run	6 (3 rd 4:11)	14 (2 nd 9:29)
Lead Changes	0	0
Times Tied	0	0
Time with Lead	00:00	39:07

Game 25 | Feb. 18, 2024 | Tuscaloosa, Ala.
Alabama 67, Auburn 61

NCAA		Official Basketball Box Score - Final		Auburn at Alabama		Game Time: 2:00 PM		Game Duration: 1:57		Attendance: 5,569	
2023-24 Women's Basketball		2023-24 Women's Basketball		2023-24 Women's Basketball		2023-24 Women's Basketball		2023-24 Women's Basketball		2023-24 Women's Basketball	
Auburn - 61		Record: 16-9 (5-7)		Alabama - 67		Record: 20-7 (7-5)		Technical Fouls: Scott-Grayson 3 rd 7:32		Dead Ball Rebounds: 4, 0	
NO. Name	Min	FG M-A	3P M-A	FT M-A	Rebounds OR DR TOT	Fouls PF FD	TP	AS	TO	ST	Blocks BS BA +/-
1 Celia Sumbane	19:12	1-2	0-0	0-0	0 0 0	2 1	2	1	1	0	0 1 1
14 Taylen Collins	34:01	2-2	0-0	0-0	2 5 7	3 1	4	0	2	1	0 0 -5
30 Savannah Scott	10:11	2-4	0-0	0-0	1 1 1	1 0	4	0	0	0	0 0 -7
2 JaMya Mingo-Young	34:56	6-13	1-4	1-2	0 4 4	2 2	14	6	4	1	0 1 -7
23 Honesty Scott-Grayson	36:46	6-19	1-5	2-5	1 4 5	2 3	15	3	3	1	0 1 0
4 Kaitlyn Duhon	19:03	3-7	0-1	2-2	3 2 5	3 4	8	0	2	1	0 0 -11
5 Sydney Shaw	17:36	2-4	2-4	0-0	0 3 3	3 1	6	1	1	0	1 0 -6
0 Yakiya Milton	16:42	0-0	0-0	1-2	0 3 3	3 1	1	1	0	0	0 0 6
12 Mar'ishaun Bostic	09:36	2-2	0-0	3-4	0 0 0	2 7	1	5	1	0	0 0 1
3 McKenna Eddings	01:11	0-0	0-0	0-0	0 0 0	0 0	0	0	0	0	0 0 0
32 Timya Thurman	00:46	0-0	0-0	0-0	0 0 0	0 0	0	0	0	0	0 0 -2
Team					2 5 7	0	0	0	0	0	
Totals		24-53	4-14	9-15	8 27 35	19 14	61	13	18	7	4 3 -6
		3PT%		4-14		28.6%					
		FT%		9-15		60.0%					

NO. Name	Min	FG M-A	3P M-A	FT M-A	Rebounds OR DR TOT	Fouls PF FD	TP	AS	TO	ST	Blocks BS BA +/-
21 Essence Cody	22:15	2-4	0-0	0-2	3 1 4	5 2	4	0	3	2	3 1 4
0 Loyal McQueen	21:57	0-0	0-2	0-0	1 0 1	1 0	0	2	4	0	0 0 -9
3 Sarah Ashlee Barker	39:13	9-16	2-5	6-8	0 7 7	2 8	26	1	2	2	0 0 4
23 Jessica Timmons	37:57	4-10	1-2	5-6	0 7 7	3 7	13	5	2	0	0 0 8
32 Aaliyah Nye	39:17	6-17	4-10	1-2	1 3 4	1 1	17	3	2	3	0 2 8
13 Ja'Anna Cunningham	12:07	1-1	0-0	0-0	0 2 2	1 0	2	0	1	0	0 0 -6
22 Karly Weathers	19:33	2-4	1-2	0-0	1 1 2	1 0	5	1	1	0	0 0 15
51 DeJanae Williams	02:03	0-0	0-0	0-0	0 1 1	0 0	0	0	0	0	0 0 -2
42 Meg Newman	05:38	0-0	0-0	0-0	1 0 1	0 0	0	0	0	0	0 0 8
Team					3 1 4	0	0	0	0	0	
Totals		24-58	7-21	12-18	10 23 33	14 18	67	12	15	7	3 4 6
		3PT%		7-21		33.3%					
		FT%		12-18		66.7%					

Points from Turnovers	AU	ALA
Biggest lead	10 (3 rd 0:09)	7 (1 st 1:53)
Best Scoring Run	8 (2 nd 5:51)	8 (3 rd 7:14)
Lead Changes	2	2
Times Tied	2	2
Time with Lead	22:58	14:51

Game 27 | Feb. 25, 2024 | Auburn, Ala.
Auburn 57, Texas A&M 41

		Official Basketball Box Score - Final Texas A&M at Auburn 02/25/24 Neville Arena, Auburn, Ala. 2023-24 Women's Basketball										Game Time: 2:00 PM Game Duration: 1:58 Attendance: 3,760	
Texas A&M - 41		Record: 19-9 (6-8)										Officials: Dee Kantner, Brian Garland, Kristen Bell	
NO. Name	Min	FG M-A	3P M-A	FT M-A	Rebounds OR DR TOT	Fouls PF FD	TP	AS	TO	ST	Blocks BS BA	+/-	
2 Jannah Barker	F 33:28	1-2	0-1	2-4	0 4 4	4 3	4	0	2	1	1	0	-11
32 Lauren Ware	F 25:34	2-4	0-0	2-2	3 3 6	0 2	6	1	5	3	0	0	-11
4 Kay Kay Green	F 19:41	3-7	1-2	0-0	0 1 1	5 0	7	3	5	0	0	1	-4
5 Alcha Coulbaly	G 33:00	3-7	0-0	2-4	0 1 1	3 4	8	1	5	4	0	1	-3
24 Sahara Jones	G 31:08	2-7	0-1	3-4	1 4 5	1 5	7	0	1	3	2	0	-15
3 Tineya Hyton	20:19	4-10	0-2	1-1	0 0 0	4 4	9	0	7	0	1	0	-12
14 Maliyah Johnson	14:03	0-3	0-0	0 0	2 1 3	2 0	0	0	1	0	0	1	-3
00 Sydney Bowles	12:57	0-3	0-2	0-0	1 0 1	1 0	0	0	1	1	1	0	-10
15 Solé Williams	09:50	0-2	0-1	0-0	0 1 0	0 0	0	0	1	2	0	0	-11
Team					3 5 8	0	0	0	1				
Totals		15-45	1-9	10-15	10 20 30	20 18 41	5	29	14	5	3	-16	
Technical Fouls: NONE													
Shooting By Period 1st FG% 4-14 28.6% 3PT% 1-3 33.3% FT% 1-2 50% 2nd FG% 3-8 37.5% 3PT% 0-1 0.0% FT% 0-0 0% 3rd FG% 3-12 25.0% 3PT% 0-1 0.0% FT% 4-4 100% 4th FG% 5-11 45.5% 3PT% 0-4 0.0% FT% 5-9 55.6% GM FG% 15-45 33.3% 3PT% 1-9 11.1% FT% 10-15 66.7% Dead Ball Rebounds: 2, 1													

		Official Basketball Box Score - Final Auburn - 57										Game Time: 2:00 PM Game Duration: 2:12 Attendance: 1,473	
Auburn - 57		Record: 17-10 (6-8)										Officials: Joseph Vaszly, Timothy Greene, Kyle Galoway	
NO. Name	Min	FG M-A	3P M-A	FT M-A	Rebounds OR DR TOT	Fouls PF FD	TP	AS	TO	ST	Blocks BS BA	+/-	
14 Taylen Collins	F 35:09	4-11	0-0	2-2	2 5 7	3 1	10	0	5	1	0	0	14
30 Savannah Scott	C 10:57	2-3	0-0	1-2	5 0 5	1 1	5	0	1	0	0	0	-6
2 JaMya Mingo-Young	G 22:46	2-4	0-1	6-6	1 1 2	1 4	10	2	3	3	1	0	4
4 Kaitlyn Duhon	G 23:40	3-7	0-1	2-2	1 3 4	0 4	8	0	2	3	0	1	4
23 Honesty Scott-Grayson	G 30:10	2-14	1-4	4-4	3 4 7	4 5	9	2	2	2	0	2	14
1 Celia Sumbane	14:20	0-4	0-0	0 0	1 0 1	0 0	0	0	1	1	0	1	6
0 Yakiya Milton	17:31	0-2	0-0	0 0	1 3 4	3 1	0	0	0	0	2	1	14
12 Mar'shaun Bostic	22:55	2-4	0-0	1-2	1 0 1	3 2	5	1	3	3	0	0	15
5 Sydney Shaw	20:43	4-9	2-4	0 0	0 5 5	2 2	10	0	3	0	0	0	15
3 McKenna Eddings	01:50	0-1	0-1	0-0	0 0 0	0 0	0	0	0	1	0	0	0
Team					3 2 5	0	0	0					
Totals		19-59	3-11	16-18	18 23 41	18 20 57	5	20	14	3	5	16	
Technical Fouls: NONE													
Shooting By Period 1st FG% 3-14 21.4% 3PT% 0-2 0.0% FT% 0-0 0% 2nd FG% 7-16 43.8% 3PT% 1-4 25.0% FT% 2-2 100% 3rd FG% 4-18 22.2% 3PT% 1-3 33.3% FT% 4-6 66.7% 4th FG% 5-11 45.5% 3PT% 1-2 50.0% FT% 10-10 100% GM FG% 19-59 32.2% 3PT% 3-11 27.3% FT% 16-18 88.9% Dead Ball Rebounds: 3, 0													

Biggest lead		TAMU Auburn		Points from Turnovers		TAMU Auburn		Period by Period Scoring			
7 (1st 4:56)		16 (4th 0:31)		28 22		10 6 10 15 41		1st 2nd 3rd 4th TOT			
Best Scoring Run		9 (1st 4:56)		7 (4th 9:22)		TAMU Auburn		1st 2nd 3rd 4th TOT			
Lead Changes		2		7 17		Auburn 6 17 13 21 57					
Times Tied		4		5 18							
Time with Lead		08:55 24:16		9 15							

Game 28 | Feb. 29, 2024 | Auburn, Ala.
Auburn 77, Mississippi State 60

		Official Basketball Box Score - Final Mississippi St. at Auburn										Game Time: 7:00 PM Game Duration: 1:52 Attendance: 2,918	
Mississippi St. - 60		Record: 20-10 (7-8)										Officials: Gina Cross, Nykesha Thompson, Roy Gubeyan	
NO. Name	Min	FG M-A	3P M-A	FT M-A	Rebounds OR DR TOT	Fouls PF FD	TP	AS	TO	ST	Blocks BS BA	+/-	
5 Erynn Barnum	F 32:08	2-4	0-0	4-4	3 4 7	1 2	8	1	1	0	0	-18	
4 Jessica Carter	C 32:57	6-16	0-0	4-7	1 6 7	4 7	16	0	3	1	0	0	-10
2 Jerkalla Jordan	G 28:12	4-17	0-5	4-4	7 3 10	4 4	12	0	2	1	0	1	-13
3 Lauren Park-Lane	G 36:02	2-5	0-1	4-4	0 3 3	2 4	8	5	3	0	0	0	-16
21 Debraisha Powe	G 21:08	2-6	1-4	0-0	3 2 5	3 0	9	0	0	0	0	0	-11
0 Darrione Rogers	31:49	3-8	3-6	0-0	1 2 3	1 0	9	3	4	1	0	0	-2
14 Marilee Sheppard	09:36	0-3	0-0	2-4	0 2 2	0 2	2	0	2	0	0	0	-10
22 Jasmine Brown-Hagger	04:48	0-0	0-0	0 0	1 1 2	1 0	0	0	0	0	0	0	-3
24 Quanirah Montague	03:20	0-0	0-0	0 0	1 1 0	0 0	0	0	2	0	0	0	-2
Team					1 3 4	0	0						
Totals		19-59	4-16	18-23	17 26 43	15 19 60	9	17	3	0	3	-17	
Technical Fouls: NONE													
Shooting By Period 1st FG% 4-13 30.8% 3PT% 1-3 33.3% FT% 3-4 75% 2nd FG% 7-16 43.8% 3PT% 1-4 25.0% FT% 1-2 50% 3rd FG% 5-19 26.3% 3PT% 2-6 33.3% FT% 4-4 100% 4th FG% 3-11 27.3% 3PT% 0-3 0.0% FT% 10-13 76.9% GM FG% 19-59 32.2% 3PT% 4-16 25.0% FT% 18-23 78.3% Dead Ball Rebounds: 3, 1													

		Official Basketball Box Score - Final Auburn - 77										Game Time: 6:00 PM Game Duration: 1:42 Attendance: 1,473	
Auburn - 77		Record: 18-10 (7-8)										Officials: Gina Cross, Angelica Sutfren, Timothy Greene	
NO. Name	Min	FG M-A	3P M-A	FT M-A	Rebounds OR DR TOT	Fouls PF FD	TP	AS	TO	ST	Blocks BS BA	+/-	
14 Taylen Collins	F 31:56	4-7	0-0	0-3	5 1 6	2 5	8	0	1	2	0	0	20
30 Maryam Dauda	C 14:01	0-1	0-0	0-0	1 3 4	4 0	0	0	0	1	0	0	-1
2 JaMya Mingo-Young	G 29:37	2-11	2-4	0-0	1 7 8	3 1	6	7	2	1	0	0	10
4 Kaitlyn Duhon	G 18:40	4-6	0-1	0-0	4 0 4	1 1	8	3	0	2	0	0	10
23 Honesty Scott-Grayson	G 31:38	12-23	4-10	4-5	0 2 2	1 3	32	2	2	2	0	0	21
1 Celia Sumbane	06:51	0-0	0-0	0-0	2 1 3	1 0	0	0	1	0	0	0	8
0 Yakiya Milton	15:26	0-4	0-0	0-0	2 2 4	1 1	0	0	0	0	0	0	7
5 Sydney Shaw	11:21	2-5	1-2	1-2	0 2 2	2 2	6	0	0	0	1	0	2
12 Mar'shaun Bostic	14:53	1-2	0-0	0-0	2 2 4	2 1	0	0	2	3	1	0	0
3 McKenna Eddings	22:58	6-12	1-4	0-1	3 2 5	2 3	13	1	0	1	0	0	4
24 Carsen McFadden	01:14	0-2	0-0	0-0	0 0 0	0 0	0	0	0	0	0	0	3
21 Audia Young	01:25	1-1	0-0	0-0	0 0 0	0 0	0	0	0	0	0	0	1
Team					0 2 2	0	0						
Totals		32-74	8-21	5-11	18 24 42	19 15 77	17	6	8	3	0	17	
Technical Fouls: NONE													
Shooting By Period 1st FG% 8-20 40.0% 3PT% 3-7 42.9% FT% 0-0 0% 2nd FG% 8-18 44.4% 3PT% 1-4 25.0% FT% 1-3 33.3% 3rd FG% 5-14 35.7% 3PT% 3-7 42.9% FT% 3-6 50% 4th FG% 11-22 50.0% 3PT% 1-3 33.3% FT% 1-2 50% GM FG% 32-74 43.2% 3PT% 8-21 38.1% FT% 5-11 45.5% Dead Ball Rebounds: 3, 1													

Biggest lead		MSU Auburn		Points from Turnovers		MSU Auburn		Period by Period Scoring			
0 (1st 10:00)		17 (4th 1:25)		7 25		12 19		1st 2nd 3rd 4th TOT			
Best Scoring Run		6 (3rd 6:20)		6 (2nd 0:13)		MSU Auburn		1st 2nd 3rd 4th TOT			
Lead Changes		0		4 15		Auburn 19 18 16 24 77					
Times Tied		0		11 23							
Time with Lead		00:00 39:25		11 23							

Game 29 | March 3, 2024 | Gainesville, Fla.
Auburn 77, Florida 74

		Official Basketball Box Score - Final Auburn at Florida										Game Time: 12:00 PM Game Duration: 2:12 Attendance: 1,473	
Auburn - 77		Record: 19-10 (8-8)										Officials: Joseph Vaszly, Timothy Greene, Kyle Galoway	
NO. Name	Min	FG M-A	3P M-A	FT M-A	Rebounds OR DR TOT	Fouls PF FD	TP	AS	TO	ST	Blocks BS BA	+/-	
0 Yakiya Milton	F 17:45	0-2	0-0	1-2	0 2 2	1 1	1	0	2	0	3	0	-4
14 Taylen Collins	F 30:39	4-6	0-0	1-2	0 3 3	4 3	9	0	1	1	1	1	-9
2 JaMya Mingo-Young	G 15:47	0-1	0-0	0-0	0 0 0	0 1	0	1	1	0	0	0	-3
5 Sydney Shaw	G 24:03	3-6	1-2	2-2	2 2 4	2 3	9	0	4	1	1	0	-2
23 Honesty Scott-Grayson	G 27:52	5-9	2-3	4-6	0 5 5	4 5	16	2	5	0	1	0	3
3 McKenna Eddings	29:24	4-9	2-7	1-1	1 4 5	4 2	11	0	3	4	0	0	8
12 Mar'shaun Bostic	28:45	5-6	0-0	8-10	0 1 1	4 5	18	9	3	2	1	1	4
1 Celia Sumbane	06:21	2-4	0-0	1-2	2 3 4	1 5	0	0	1	0	0	2	7
30 Savannah Scott	19:25	4-5	0-0	0-0	1 6 7	2 0	8	0	2	1	0	0	11
Team					2 1 3	0	2						
Totals		27-48	5-12	18-25	5 26 31	25 21 77	12	24	9	7	4	3	
Technical Fouls: Collins 2nd 1:41													
Shooting By Period 1st FG% 5-11 45.5% 3PT% 2-3 66.7% FT% 3-5 60% 2nd FG% 10-16 62.5% 3PT% 2-4 50.0% FT% 0-0 0% 3rd FG% 8-13 61.5% 3PT% 1-4 25.0% FT% 10-12 83.3% 4th FG% 4-8 50.0% 3PT% 0-1 0.0% FT% 5-8 62.5% GM FG% 27-48 56.3% 3PT% 5-12 41.7% FT% 18-25 72.0% Dead Ball Rebounds: 2, 0													

		Official Basketball Box Score - Final Florida - 74										Game Time: 6:00 PM Game Duration: 1:42 Attendance: 1,473	
Florida - 74		Record: 14-14 (5-11)										Officials: Gina Cross, Angelica Sutfren, Timothy Greene	
NO. Name	Min	FG M-A	3P M-A	FT M-A	Rebounds OR DR TOT	Fouls PF FD	TP	AS	TO	ST	Blocks BS BA	+/-	
25 Faith Dut	F 26:47	4-5	0-0	0-0	1 2 3	2 2	8	1	2	0	2	0	-2
2 Alyah Matharu	G 29:09	4-18	0-6	14-15	1 2 3	5 9	22	2	5	4	0	1	0
4 Zipporah Broughton	G 26:02	1-8	0-3	2-2									

Game 31 | March 8, 2024 | Greenville, S.C.
#8/5 LSU 78, Auburn 48 | SEC Tournament

Game 32 | March 21, 2024 | Storrs, Conn.
Auburn vs. Arizona | NCAA First Four



Official Basketball Box Score - Final
Auburn at LSU
03/08/24 Bon Secours Wellness Arena, Greenville
2023-24 Women's Basketball

Game Time: 7:00 PM
Game Duration: 2:00
Attendance: 6,377

Officials: Kevin Pethel, Felicia Grinter, Eric Koch

Auburn - 48													Record: 20-11										
NO.	Name	Min	FG		3P		FT		Rebounds		Fouls		TP	AS	TO	ST	Blocks		+/-	Shooting By Period			
			M	A	M	A	O	R	O	R	O	R					D	T		P	F	D	B
14	Taylen Collins	F 30:19	0-4	0-0	3-4	4	2	6	2	5	3	1	2	1	1	1	1	1	-26	1st FG%	1-17	5.9%	
30	Savannah Scott	F 20:27	0-3	0-0	0-0	1	2	3	3	1	0	0	1	0	3	0	0	-23	3PT%	0-5	0.0%		
2	JalMya Mingo-Young	G 25:07	3-9	1-2	1-2	0	0	0	1	0	8	3	4	1	0	0	0	-32	FT%	3-4	75%		
5	Sydney Shaw	G 24:45	4-8	0-2	0-0	0	1	1	1	0	8	3	3	2	0	0	-18	2nd FG%	7-16	43.8%			
23	Honesty Scott-Grayson	G 19:12	2-6	0-1	0-0	1	3	4	4	2	4	1	3	1	1	0	-7	3PT%	0-1	0.0%			
12	Ma'shaun Boslic	16:19	1-13	0-1	0-0	1	1	2	1	1	2	1	2	0	0	0	-23	FT%	0-0	0%			
3	McKenna Eddings	14:23	6-13	3-5	0-0	0	0	0	3	0	15	0	0	0	0	1	-2	3rd FG%	5-19	26.3%			
0	Yakya Milton	16:43	2-2	0-0	0-0	1	1	2	4	2	4	1	1	0	0	0	-9	3PT%	2-6	33.3%			
4	Kaitlyn Duhon	17:16	1-5	0-2	0-0	1	1	2	1	1	2	2	2	2	1	1	-8	FT%	0-0	0%			
1	Celia Sumbane	11:51	1-3	0-2	0-0	0	1	1	3	0	2	0	1	0	1	0	-2	4th FG%	7-15	46.7%			
24	Carsen McFadden	01:15	0-1	0-0	0-0	0	0	0	0	0	0	0	0	0	0	0	0	0	3PT%	2-3	66.7%		
32	Timya Thurman	01:15	0-0	0-0	0-0	0	1	1	0	0	0	0	0	0	0	0	0	0	FT%	1-2	50%		
21	Audia Young	01:08	0-0	0-0	0-0	0	0	0	0	0	0	0	0	0	0	0	0	0	GM FG%	20-67	29.9%		
Team																							
Totals			20-67	4-15	4-6	14	17	31	23	12	48	12	19	7	7	6	-30						

Dead Ball Rebounds: 4, 0

Technical Fouls: Scott-Grayson 3rd 0:01

LSU - 78													Record: 27-4										
NO.	Name	Min	FG		3P		FT		Rebounds		Fouls		TP	AS	TO	ST	Blocks		+/-	Shooting By Period			
			M	A	M	A	O	R	O	R	O	R					D	T		P	F	D	B
10	Angel Reese	F 32:29	6-14	0-0	6-6	4	7	11	2	5	18	3	2	2	0	3	32	1st FG%	9-14	64.3%			
24	Aneesah Morrow	F 27:11	2-7	0-1	6-8	2	6	8	2	4	10	2	1	1	1	1	24	3PT%	2-3	66.7%			
4	Flau'jae Johnson	G 33:00	9-17	2-3	5-5	2	5	7	2	4	25	2	3	4	1	3	26	FT%	7-7	100%			
11	Hailey Van Lith	G 34:18	3-7	2-3	3-4	0	4	4	1	2	11	2	1	1	1	0	32	2nd FG%	6-19	31.6%			
13	Last-Tear Poa	G 24:09	3-3	1-1	7-8	0	0	0	3	6	14	1	4	2	1	0	32	3PT%	0-1	0.0%			
23	Aalyah Del Rosario	17:40	0-0	0-0	0-0	0	2	2	2	1	0	0	2	1	2	0	2	FT%	4-4	100%			
20	Janae Kent	19:09	0-1	0-1	0-0	0	3	3	0	0	0	0	1	0	0	0	4	3rd FG%	6-9	66.7%			
2	Amani Bartlett	05:45	0-0	0-0	0-0	0	1	1	0	0	0	0	0	0	0	0	0	0	3PT%	3-3	100.0%		
1	Angelica Velez	04:36	0-1	0-0	0-0	0	0	0	0	0	0	0	2	0	0	0	0	0	FT%	11-14	78.6%		
14	Izzy Besselman	01:43	0-0	0-0	0-0	0	0	0	0	0	0	0	0	0	0	0	0	0	4th FG%	2-8	25.0%		
Team																							
Totals			23-50	5-9	27-31	11	30	41	12	22	78	10	16	11	6	7	30						

Dead Ball Rebounds: 3, 1

Technical Fouls: NONE

	AU	LSU	Points from	AU	LSU	Period by Period Scoring					
Biggest lead	0 (1 st 10:00)	39 (3 rd 2:39)	Turnovers	15	22	1st	2nd	3rd	4th	TOT	
Best Scoring Run	8 (4 th 6:01)	21 (1 st 4:26)	Paint	18	34	AU	5	14	12	17	48
Lead Changes	0	0	Second Chance	10	6	LSU	27	16	26	9	78
Times Tied	0	0	Fast Breaks	8	10						
Time with Lead	00:00	39:45	Bench	25	0						



2023-24 Auburn Women's Basketball Combined Team Statistics All games

Game Records

Record	Overall	Home	Away	Neutral
ALL GAMES	20-11	14-3	5-7	1-1
CONFERENCE	8-8	6-2	2-6	0-0
NON-CONFERENCE	12-3	8-1	3-1	1-1

Score by Periods

Team	1st	2nd	3rd	4th	OT	TOT
Auburn	456	508	525	576	0	2065
Opponents	408	406	513	486	0	1813

Team Box Score

No.	Player				Total		3-Point		F-Throw		Rebounds											
		GP-GS	MIN	AVG	FG-FGA	FG%	3FG-3FGA	3FG%	FT-FTA	FT%	OFF	DEF	TOT	AVG	PF	DQ	A	TO	BLK	STL	PTS	AVG
23	SCOTT-GRAYSON, Honesty	30-29	880:12	29.3	189-456	.414	39-128	.305	105-135	.778	25	102	127	4.2	69	0	70	82	11	42	522	17.4
2	MINGO-YOUNG, JaMya	28-23	720:14	25.7	80-214	.374	14-39	.359	76-90	.844	23	111	134	4.8	53	0	111	50	5	45	250	8.9
14	COLLINS, Taylen	31-31	915:59	29.5	97-224	.433	0-0	.000	53-85	.624	87	110	197	6.4	68	0	26	65	22	50	247	8.0
5	SHAW, Sydney	31-17	659:55	21.3	73-212	.344	35-105	.333	22-27	.815	6	70	76	2.5	33	0	29	40	10	20	203	6.5
12	BOSTIC, Mar'shaun	30-8	543:23	18.1	59-143	.413	0-5	.000	56-85	.659	9	45	54	1.8	60	0	75	67	5	49	174	5.8
4	DUHON, Kaitlyn	30-10	510:20	17.0	69-150	.460	3-22	.136	22-37	.595	27	53	80	2.7	51	0	17	31	4	35	163	5.4
30	SCOTT, Savannah	30-18	480:58	16.0	60-105	.571	0-0	.000	20-33	.606	50	59	109	3.6	41	0	5	24	18	3	140	4.7
3	EDDINGS, McKenna	29-1	376:50	13.0	46-147	.313	24-84	.286	19-25	.760	14	28	42	1.4	35	0	25	21	7	19	135	4.7
1	SUMBANE, Celia	31-15	486:02	15.7	44-113	.389	3-18	.167	25-35	.714	38	50	88	2.8	74	1	23	40	15	32	116	3.7
20	AKINBOLAWA, Oyindamola	21-1	214:30	10.2	21-44	.477	0-0	.000	4-10	.400	15	23	38	1.8	30	0	7	15	3	13	46	2.2
21	YOUNG, Audia	13-0	46:15	3.6	9-18	.500	0-5	.000	0-0	.000	4	4	8	0.6	5	0	2	3	0	2	18	1.4
0	MILTON, Yakiya	24-2	249:41	10.4	10-32	.313	0-0	.000	8-18	.444	12	36	48	2.0	41	0	4	14	17	7	28	1.2
32	THURMAN, Timya	17-0	62:05	3.7	7-16	.438	0-0	.000	3-5	.600	4	5	9	0.5	5	0	3	5	6	1	17	1.0
24	MCFADDEN, Carsen	12-0	35:24	3.0	2-12	.167	1-4	.250	1-1	1.000	1	1	2	0.2	1	0	0	0	0	2	6	0.5
15	GAINES, Kionna	5-0	18:13	3.6	0-6	.000	0-0	.000	0-0	.000	1	2	3	0.6	0	0	0	1	0	1	0	0.0
Team											68	67	135					16				
Total		31	6200		766-1892	.405	119-410	.290	414-586	.706	384	766	1150	37.1	566	1	397	474	123	321	2065	66.6
Opponents		31	6200		630-1671	.377	121-434	.279	432-592	.730	336	804	1140	36.8	571	17	277	638	105	228	1813	58.5

Team Statistics

	AUB	OPP
Scoring	2065	1813
Points per game	66.6	58.5
Scoring margin	+8.1	-
Field goals-att	766-1892	630-1671
Field goal pct	.405	.377
3 point fg-att	119-410	121-434
3-point FG pct	.290	.279
3-pt FG made per game	3.8	3.9
Free throws-att	414-586	432-592
Free throw pct	.706	.730
F-Throws made per game	13.4	13.9
Rebounds	1150	1140
Rebounds per game	37.1	36.8
Rebounding margin	+0.3	-
Assists	397	277
Assists per game	12.8	8.9
Turnovers	474	638
Turnovers per game	15.3	20.6
Turnover margin	+5.3	-
Assist/turnover ratio	0.8	0.4
Steals	321	228
Steals per game	10.4	7.4
Blocks	123	105
Blocks per game	4.0	3.4
Winning streak	0	-
Home win streak	3	-
Attendance	55169	40614
Home games-Avg/Game	17-3245	12-3385
Neutral site-Avg/Game	-	2-7782

Team Results

Date	Opponent		Score	Att.
11/06/2023	Jacksonville St.	W	78-49	2232
11/09/2023	Louisiana	W	60-54	2225
11/12/2023	at Rutgers	W	76-56	1619
11/17/2023	California	L	53-67	2559
11/20/2023	at UCF	L	53-60	1180
11/26/2023	Alabama A&M	W	68-45	2427
11/30/2023	Clemson	W	83-53	2388
12/03/2023	at UAB	W	72-62	861
12/10/2023	at Little Rock	W	58-45	1378
12/13/2023	Alabama St.	W	94-37	2246
12/16/2023	Norfolk St.	W	67-39	2396
12/20/2023	Washington St.	W	69-62	2341
12/31/2023	North Ala.	W	79-58	2422
01/04/2024	Tennessee	L	67-75	2928
01/07/2024	at Texas A&M	L	44-66	5953
01/11/2024	at Ole Miss	L	55-58	2350
01/14/2024	LSU	W	67-62	7720
01/18/2024	at Vanderbilt	L	50-53	1848
01/21/2024	Alabama	W	78-65	6075
01/29/2024	Georgia	W	67-49	3165
02/01/2024	South Carolina	L	54-76	4814
02/04/2024	at Arkansas	L	72-74	4450
02/11/2024	at Missouri	W	70-59	4480
02/15/2024	Kentucky	W	78-50	2653
02/18/2024	at Alabama	L	61-67	3569
02/22/2024	at LSU	L	66-71	11453
02/25/2024	Texas A&M	W	57-41	3760
02/29/2024	Mississippi St.	W	77-60	2818
03/03/2024	at Florida	W	77-74	1473
03/07/2024	vs Arkansas	W	67-48	7187
03/08/2024	vs LSU	L	48-78	8377



2023-24 Auburn Women's Basketball Combined Team Statistics In Conference games

Game Records

Record	Overall	Home	Away	Neutral
ALL GAMES	8-8	6-2	2-6	0-0
CONFERENCE	8-8	6-2	2-6	0-0
NON-CONFERENCE	0-0	0-0	0-0	0-0

Score by Periods

Team	1st	2nd	3rd	4th	OT	TOT
Auburn	248	259	238	295	0	1040
Opponents	202	239	306	253	0	1000

Team Box Score

No.	Player	Total			3-Point		F-Throw		Rebounds				Other									
		GP-GS	MIN	AVG	FG-FGA	FG%	3FG-3FGA	3FG%	FT-FTA	FT%	OFF	DEF	TOT	AVG	PF	DQ	A	TO	BLK	STL	PTS	AVG
23	SCOTT-GRAYSON, Honesty	16-16	490:33	30.7	117-276	.424	26-79	.329	67-85	.788	17	52	69	4.3	36	0	35	44	9	22	327	20.4
2	MINGO-YOUNG, JaMya	16-16	443:26	27.7	46-133	.346	9-28	.321	39-47	.830	16	64	80	5.0	32	0	54	33	2	30	140	8.8
14	COLLINS, Taylen	16-16	515:03	32.2	52-121	.430	0-0	.000	27-46	.587	46	54	100	6.3	39	0	9	33	11	27	131	8.2
4	DUHON, Kaitlyn	15-10	285:53	19.1	35-74	.473	1-14	.071	12-19	.632	13	25	38	2.5	30	0	7	16	2	15	83	5.5
12	BOSTIC, Mar'shaun	16-0	268:02	16.8	25-63	.397	0-2	.000	34-48	.708	4	15	19	1.2	33	0	44	34	2	22	84	5.3
5	SHAW, Sydney	16-2	273:42	17.1	27-89	.303	14-45	.311	5-6	.833	4	38	42	2.6	20	0	9	21	5	8	73	4.6
1	SUMBANE, Celia	16-7	280:05	17.5	23-62	.371	0-7	.000	16-23	.696	21	21	42	2.6	42	1	11	21	7	17	62	3.9
30	SCOTT, Savannah	15-11	224:30	15.0	25-47	.532	0-0	.000	5-8	.625	23	24	47	3.1	22	0	2	10	11	3	55	3.7
3	EDDINGS, McKenna	14-0	155:40	11.1	17-61	.279	9-38	.237	4-6	.667	7	9	16	1.1	18	0	7	9	0	9	47	3.4
20	AKINBOLAWA, Oyindamola	8-1	97:42	12.2	7-16	.438	0-0	.000	3-4	.750	6	11	17	2.1	12	0	4	6	2	4	17	2.1
0	MILTON, Yakiya	11-1	126:46	11.5	3-15	.200	0-0	.000	7-10	.700	5	19	24	2.2	20	0	1	3	7	4	13	1.2
21	YOUNG, Audia	5-0	07:41	1.5	2-5	.400	0-2	.000	0-0	.000	0	0	0	0.0	2	0	0	1	0	0	4	0.8
32	THURMAN, Timya	7-0	25:14	3.6	2-6	.333	0-0	.000	0-0	.000	1	1	2	0.3	3	0	0	4	3	0	4	0.6
24	MCFADDEN, Carsen	4-0	05:43	1.4	0-2	.000	0-0	.000	0-0	.000	0	0	0	0.0	0	0	0	0	0	0	0	0.0
Team											37	37	74					11				
Total		16	3200		381-970	.393	59-215	.274	219-302	.725	200	370	570	35.6	309	1	183	246	61	161	1040	65.0
Opponents		16	3200		349-880	.397	51-211	.242	251-340	.738	196	418	614	38.4	291	6	158	319	68	121	1000	62.5

Team Statistics

	AUB	OPP
Scoring	1040	1000
Points per game	65.0	62.5
Scoring margin	+2.5	-
Field goals-att	381-970	349-880
Field goal pct	.393	.397
3 point fg-att	59-215	51-211
3-point FG pct	.274	.242
3-pt FG made per game	3.7	3.2
Free throws-att	219-302	251-340
Free throw pct	.725	.738
F-Throws made per game	13.7	15.7
Rebounds	570	614
Rebounds per game	35.6	38.4
Rebounding margin	-2.8	-
Assists	183	158
Assists per game	11.4	9.9
Turnovers	246	319
Turnovers per game	15.4	19.9
Turnover margin	+4.6	-
Assist/turnover ratio	0.7	0.5
Steals	161	121
Steals per game	10.1	7.6
Blocks	61	68
Blocks per game	3.8	4.3
Winning streak	3	-
Home win streak	3	-
Attendance	33933	35576
Home games-Avg/Game	8-4242	8-4447
Neutral site-Avg/Game	-	0-0

Team Results

Date	Opponent	Score	Att.
01/04/2024	Tennessee	L 67-75	2928
01/07/2024	at Texas A&M	L 44-66	5953
01/11/2024	at Ole Miss	L 55-58	2350
01/14/2024	LSU	W 67-62	7720
01/18/2024	at Vanderbilt	L 50-53	1848
01/21/2024	Alabama	W 78-65	6075
01/29/2024	Georgia	W 67-49	3165
02/01/2024	South Carolina	L 54-76	4814
02/04/2024	at Arkansas	L 72-74	4450
02/11/2024	at Missouri	W 70-59	4480
02/15/2024	Kentucky	W 78-50	2653
02/18/2024	at Alabama	L 61-67	3569
02/22/2024	at LSU	L 66-71	11453
02/25/2024	Texas A&M	W 57-41	3760
02/29/2024	Mississippi St.	W 77-60	2818
03/03/2024	at Florida	W 77-74	1473

Auburn NCAA Tournament History

Appearances

21

All-Time Record

30-21 (.588)

Best Finish

NCAA Runner-Up - 1988, 1989, 1990

1982 - East Regional - #7 Seed

lost to #2 Cheyney State (Cheyney, Pa.)64-75

1983 - Midwest Regional - #5 Seed

defeated #4 Missouri (Auburn, Ala.)..... 89-76

lost to #1 Louisiana Tech (Ruston, La.).....54-81

1985 - Midwest Regional - #3 Seed

defeated #6 Memphis State (Auburn, Ala.)..... 82-64

lost to #2 Northeast Louisiana (Monroe, La.)71-76

1986 - Midwest Regional - #3 Seed

defeated #6 Southern Illinois (Auburn, Ala.)..... 61-39

lost to #2 Ole Miss (Austin, Texas)..... 55-56 (OT)

1987 - Mideast Regional - #1 Seed

defeated #8 Illinois (Auburn, Ala.)..... 92-58

defeated #5 Old Dominion (Knoxville, Tenn.)77-61

lost to #2 Tennessee (Knoxville, Tenn.).....61-77

1988 - Mideast Regional - #1 Seed

defeated #9 Penn State (Auburn, Ala.)..... 94-66

defeated #4 Georgia (Athens, Ga.)..... 68-65

defeated #2 Maryland (Athens, Ga.)..... 103-74

Final Four

defeated #2 Long Beach State (Tacoma, Wash.) 68-55

lost to #2 Louisiana Tech (Tacoma, Wash.) 54-56

1989 - Mideast Regional - #1 Seed

defeated #8 Temple (Auburn, Ala.) 88-54

defeated #4 Clemson (Auburn, Ala.) 71-60

defeated #3 Mississippi (Auburn, Ala.)77-51

Final Four

defeated #1 Louisiana Tech (Tacoma, Wash.)76-71

lost to #1 Tennessee (Tacoma, Wash.)..... 60-76

1990 - Mideast Regional - #1 Seed

defeated #7 Tennessee Tech (Auburn, Ala.)73-54

defeated #6 Vanderbilt (Iowa City, Iowa) 89-67

defeated #1 Washington (Iowa City, Iowa)..... 76-50

Final Four

defeated #1 Louisiana Tech (Knoxville, Tenn.).....81-69

lost to #1 Stanford (Knoxville, Tenn.).....81-88

1991 - Mideast Regional - #3 Seed

defeated #11 Holy Cross (Auburn, Ala.).....84-58

defeated #10 Vanderbilt (Knoxville, Tenn.) 58-45

lost to #1 Tennessee (Knoxville, Tenn.) 65-69

1993 - Mideast Regional - #3 Seed

defeated #11 Louisville (Auburn, Ala.)..... 66-61

lost to #2 Iowa (Iowa City, Iowa) 50-63

1994 - East Regional - #9 Seed

defeated #8 Virginia Tech (Blacksburg, Va.) 60-51

lost to #1 Connecticut (Storrs, Ct.)..... 59-81

1996 - West Regional - #6 Seed

defeated #11 Hawaii (Boulder, Colo.).....73-53

defeated #3 Colorado (Boulder, Colo.)68-61 (OT)

defeated #2 Penn State (Seattle, Wash.)75-69

lost to #1 Stanford (Seattle, Wash.)57-71

1997 - Mideast Regional - #7 Seed

defeated #10 Louisville (Ruston, La.) 68-65

lost to #2 Louisiana Tech (Ruston, La.) 48-74

1999 - East Regional - #5 Seed

defeated #12 Texas (Blacksburg, Va.) 69-61

lost to #4 Virginia Tech (Blacksburg, Va.) 61-76

2000 - Midwest Regional - #7 Seed

defeated #10 SW Missouri St. (State College, Pa.)78-74

lost to #2 Penn State (State College, Pa.) 69-75

2004 - East Regional - #7 Seed

defeated #10 N.C. State (Bridgeport, Conn.)79-59

lost to #2 Connecticut (Bridgeport, Conn.)79-53

2008 - West Regional - #11 Seed

lost to #6 George Washington (Palo Alto, Calif.) . 56-66

2009 - Oklahoma City Regional - #2 Seed

defeated #15 Lehigh (Piscataway, N.J.)..... 85-49

lost to #7 Rutgers (Piscataway, N.J.)..... 52-80

2016 - Dallas Regional - #9 Seed

defeated #8 St. John's (Waco, Texas).....68-57

lost to #1 Baylor (Waco, Texas) 52-84

2017 - Lexington Regional - #11 Seed

lost to #6 NC State (Austin, Texas)..... 48-62

2019 - Chicago Regional - #10 Seed

lost to #7 BYU (Stanford, Calif.)64-73

Auburn Regional Breakdown at the NCAA Tournament

1st/2nd Rounds.....	18-10
Regional Semifinals.....	6-4
Regional Finals.....	3-3
Final Four.....	3-0
National Championship.....	0-3
Total.....	30-20

Regional Records

East.....	3-4
Mideast.....	18-7
Midwest.....	5-5
West.....	3-2

East Region

1982.....	0-1
1994.....	1-1
1999.....	1-1
2004.....	1-1
Total.....	3-4

Mideast Region

1987.....	2-1
1988.....	4-1
1989.....	4-1
1990.....	4-1
1991.....	2-1
1992.....	1-1
1997.....	1-1
Total.....	18-7

Midwest Region

1983.....	1-1
1985.....	1-1
1986.....	1-1
2000.....	1-1
2009.....	1-1
Total.....	5-5

West Region

1996.....	3-1
2008.....	0-1
Total.....	3-2

Oklahoma City Region

2009.....	1-1
-----------	-----

Dallas Region

2016.....	1-1
-----------	-----

Lexington Region

2017.....	0-1
-----------	-----

Chicago Region

2019.....	0-1
-----------	-----

Auburn NCAA Tournament History

NCAA Tournament Results by Round

Final Four (3-3)

1990	lost to Stanford (Championship)	81-88
	defeated Louisiana Tech (Semifinals)	81-69
1989	lost to Tennessee (Championship)	60-76
	defeated Louisiana Tech (Semifinals)	76-71
1988	lost to Louisiana Tech (Championship)	54-56
	defeated Long Beach State (Semifinals)	68-55

Regional Finals (3-3)

1995	lost to Stanford	57-71
1991	lost to Tennessee	65-69
1990	defeated Washington	76-50
1989	defeated Mississippi	77-51
1988	defeated Maryland	103-74
1987	lost to Tennessee	61-77

Regional Semifinals (6-4)

1995	defeated Penn State	75-69
1993	lost to Iowa	50-63
1991	defeated Vanderbilt	58-45
1990	defeated Vanderbilt	89-67
1989	defeated Clemson	71-60
1988	defeated Georgia	68-65
1987	defeated Old Dominion	77-61
1986	lost to Mississippi	55-56 (OT)
1985	lost to Northeast Louisiana	71-76
1983	lost to Louisiana Tech	54-81

NCAA Second Round (8-5)

2016	lost to Baylor	52-84
2009	lost to Rutgers	52-80
2004	lost to Connecticut	53-79
2000	lost to Penn State	69-75
1999	lost to Virginia Tech	61-76
1997	lost to Louisiana Tech	48-74
1995	defeated Colorado	68-61 (OT)
1994	lost to Connecticut	59-81
1993	defeated Louisville	66-61
1991	defeated Holy Cross	84-58
1990	defeated Tennessee Tech	73-54
1989	defeated Temple	88-54
1988	defeated Penn State	94-66
1987	defeated Illinois	92-58
1986	defeated Southern Illinois	61-39

NCAA First Round (8-4)

2019	lost to BYU	64-73
2017	lost to N.C. State	48-62
2016	defeated St. John's	68-57
2009	defeated Lehigh	85-49
2008	lost to George Washington	56-66
2004	defeated N.C. State	79-59
2000	defeated Southwest Missouri State	78-74
1999	defeated Texas	69-61
1997	defeated Louisville	68-65
1995	defeated Hawaii	73-53
1994	defeated Virginia Tech	60-51
1985	defeated Memphis State	82-64
1983	defeated Missouri	89-76
1982	lost to Cheyney State	64-75

Individual Game Records

Points - Auburn

Vickie Orr	27	vs. Temple	FR	3/19/89
Laticia Morris	27	vs. Penn State	WS	3/23/96
DeWanna Bonner	26	vs. Lehigh	FR	3/21/09
Natasha Brackett	26	vs. N.C. State	FR	3/21/04
Janiah McKay	24	vs. St. John's	FR	3/18/16
Tiffany Krantz	24	vs. Louisville	FR	3/14/97
Daniellette Coleman	24	vs. Virginia Tech	FR	3/16/94
Carolyn Jones	24	vs. Stanford	NC	4/01/90
Carolyn Jones	23	vs. Vanderbilt	MES	3/22/90
Mae Ola Bolton	23	vs. Georgia	MES	3/24/88
Lori Nero	23	vs. SW Missouri St.	FR	3/17/00

Rebounds - Auburn

Unique Thompson	19	vs. BYU	FR	3/23/19
Sharon Stewart	18	vs. Penn State	FR	3/20/88
Vickie Orr	16	vs. Temple	FR	3/19/89
Mae Ola Bolton	14	vs. Old Dominion	MES	3/19/87
Monique Morehouse	12	vs. Hawaii	FR	3/15/96
Daniellette Coleman	12	vs. Virginia Tech	FR	3/16/94
Lauretta Freeman	12	vs. Louisville	FR	3/21/93
Vickie Orr	12	vs. Clemson	MES	3/23/89
Sharon Stewart	12	vs. Maryland	MEC	3/26/88
Becky Jackson	12	vs. Cheyney State	FR	3/13/82

Points - Opponents

Bridgette Gordon	33	Tennessee	MEC	3/21/87
Nina Davis	30	Baylor	SR	3/20/16
Venus Lacy	30	Louisiana Tech	NS	3/31/89
Jackie Stiles	30	SW Missouri State	FR	3/17/00
Epiphanny Prince	27	Rutgers	SR	3/23/09
Bridgette Gordon	27	Tennessee	NC	4/02/89
Tamicha Jackson	26	Louisiana Tech	SR	3/16/97
Venus Lacy	26	Louisiana Tech	NS	3/30/90

Rebounds - Opponents

Daedra Charles	16	Tennessee	MEC	03/23/91
Venus Lacy	15	Louisiana Tech	NS	03/30/90
Andrea Garner	14	Penn State	SR	03/19/00
Alexis Jones	13	Baylor	SR	03/20/16
Jessica Adair	13	George Washington	FR	03/22/08
Venus Lacy	13	Louisiana Tech	NS	03/31/89
Erin Scholz	13	Colorado	SR	03/17/96
Sheila Frost	12	Tennessee	NC	04/02/89

Tournament Key

FR	First Round
SR	Second Round
MES	Midwest Semifinals
MEC	Midwest Championship
MWS	Midwest Semifinals
MWC	Midwest Championship
WS	West Semifinals
WC	West Championship
NS	National Semifinal
NC	National Championship

Auburn NCAA Tournament History

Auburn in the NCAA Tournament By the Numbers

Overall Record	30-21
Appearances.....	21
Regional Appearances.....	10
Final Four Appearances.....	3
Championship Appearances.....	3
First Round.....	10-4
Second Round	8-7
Regional Semifinal ("Sweet 16")	6-4
Regional Final ("Elite Eight")	3-3
National Semifinal.....	3-0
National Championship.....	0-3
Home	11-0
Away	4-11
Neutral.....	15-10
Versus higher seeds	7-17
Versus lower seeds	22-3
Versus same seeds	1-1
1980's.....	13-7
1990's.....	13-7
2000's.....	3-4
2010's.....	1-3

Auburn vs. Conference in the NCAAs

Opponent.....	W-L
Atlantic Coast.....	4-2
Atlantic 10.....	1-1
Big Ten.....	3-2
Big 12.....	3-1
Big East.....	3-3
Big West.....	1-0
Colonial Athletic Association	1-0
Conference USA	1-0
Independent.....	0-1
Missouri Valley.....	2-0
Ohio Valley.....	1-0
PAC-12.....	1-2
Patriot League.....	2-0
Southeastern	4-4
Sun Belt	0-1
Western Athletic.....	3-3
West Coast.....	0-1

NCAA Tournament Individual Honors

NCAA All-Final Four

1988	Ruthie Bolton
.....	Sharon Stewart
1989.....	Vickie Orr
.....	Patrena Scruggs
1990.....	Carolyn Jones
.....	Chantel Tremitiere

NCAA Regional Most Valuable Player

1988	Diann McNeil
1989.....	Vickie Orr
1990.....	Carolyn Jones

NCAA All-Region

1979	Marianne Merritt
1981	Angie Hannah
.....	Becky Jackson
1983.....	Becky Jackson
1984.....	Becky Jackson
1987.....	Helene Baroody
.....	Vickie Orr
1988	Mae Ola Bolton
.....	Ruthie Bolton
.....	Vickie Orr
1989.....	Ruthie Bolton
.....	Linda Godby
.....	Vickie Orr
1990.....	C.C. Hayden
.....	Carolyn Jones
.....	Evelyn Thompson
1991	C.C. Hayden
.....	Chantel Tremitiere
1996.....	Laticia Morris

Auburn's NCAA Seeding

Year	Seed	Region	Result
1982	#7	East	First Round
1983	#5	Midwest	Sweet 16
1985	#3	Midwest	Sweet 16
1986	#3	Midwest	Sweet 16
1987	#1	Mideast	Sweet 16
1988	#1	Mideast	National Runner-Up
1989	#1	Mideast	National Runner-Up
1990	#2	Mideast	National Runner-Up
1991	#3	Mideast	Elite 8
1993	#3	Mideast	Sweet 16
1994	#9	East	Second Round

1996	#6	West	Elite 8
1997	#7	Mideast	Second Round
1999	#5	East	Second Round
2000	#7	Midwest	Second Round
2004	#7	East	Second Round
2008	#11	West	First Round
2009	#2	Okla. City	Second Round
2016	#9	Dallas	Second Round
2017	#11	Lexington	First Round
2019	#10	Chicago	First Round

Auburn vs. Opponents

Opponent	W-L	Years
Baylor.....	0-1	2016
BYU.....	0-1	2019
Cheyney State	0-1	1982
Clemson.....	1-0	1989
Colorado.....	1-0	1996
Connecticut	0-2	1994-2004
George Washington.....	0-1	2008
Georgia.....	1-0	1988
Hawaii.....	1-0	1996
Holy Cross	1-0	1991
Illinois.....	1-0	1987
Iowa.....	0-1	1993
Lehigh.....	1-0	2009
Long Beach State.....	1-0	1988
Louisiana Tech	2-3	1983-88-89-90-97
Louisville.....	2-0	1993-97
Maryland.....	1-0	1988
Memphis State	1-0	1985
Mississippi.....	1-1	1986-89
Missouri.....	1-0	1983
(SW) Missouri State.....	1-0	2000
North Carolina State	1-1	2004, 2017
Northeast Louisiana	0-1	1985
Southern Illinois	1-0	1986
Old Dominion	1-0	1987
Penn State.....	2-1	1988-96-00
Rutgers.....	0-1	2009
St. John's.....	1-0	2016
Stanford.....	0-2	1990-96
Temple.....	1-0	1989
Tennessee	0-3	1987-89-91
Tennessee Tech	1-0	1990
Texas.....	1-0	1999
Vanderbilt.....	2-0	1990-91
Virginia Tech.....	1-1	1994-99
Washington.....	1-0	1990

Record by Seed

AU Seed	W-L	Opponent Seed															
		#1	#2	#3	#4	#5	#6	#7	#8	#9	#10	#11	#12	#13	#14	#15	#16
#1	10-3	1-1	2-2	1-0	2-0	1-0	--	--	2-0	1-0	--	--	--	--	--	--	--
#2	5-2	2-1	--	--	--	--	1-0	1-1	--	--	--	--	--	--	--	1-0	--
#3	5-4	0-1	0-3	--	--	--	2-0	--	--	--	1-0	2-0	--	--	--	--	--
#5	1-1	0-1	--	--	1-1	--	--	--	--	--	--	--	1-0	--	--	--	--
#6	3-1	0-1	1-0	1-0	--	--	--	--	--	--	--	1-0	--	--	--	--	--
#7	3-4	--	0-4	--	--	--	--	--	--	--	3-0	--	--	--	--	--	--
#9	2-2	0-2	--	--	--	--	--	--	2-0	--	--	--	--	--	--	--	--
#10	0-1	--	--	--	--	--	--	0-1	--	--	--	--	--	--	--	--	--
#11	0-2	--	--	--	--	--	0-2	--	--	--	--	--	--	--	--	--	--
Overall	30-21	3-7	3-9	2-0	3-1	1-0	3-2	1-2	4-0	1-0	4-0	3-0	1-0	--	--	1-0	--

Auburn NCAA Tournament Game-by-Game Statistics

	DATE	FG	FGA	PCT	3P	3PA	PCT	FT	FTA	PCT	O	D	TOT	PF	A	TO	BS	ST	TP
1982																			
AUBURN	3/13/82	24	62	.387	--	--	----	16	21	.762	--	--	32	18	13	18	2	7	64
Cheney State		29	72	.402	--	--	----	17	24	.708	--	--	41	18	16	9	6	12	75
1983																			
AUBURN	3/19/83	31	65	.477	--	--	----	27	33	.818	--	--	46	20	22	11	1	5	89
Missouri		30	60	.500	--	--	----	16	19	.842	--	--	21	25	16	9	2	2	76
AUBURN	3/25/83	22	58	.379	--	--	----	10	16	.625	12	17	29	23	12	24	3	4	54
Louisiana Tech		33	60	.550	--	--	----	15	21	.714	13	21	34	19	23	17	8	12	81
1985																			
AUBURN	03/16/85	33	68	.485	--	--	----	16	22	.727	--	--	45	16	11	11	2	11	82
Memphis State		27	60	.450	--	--	----	10	16	.625	--	--	29	22	12	18	7	5	64
AUBURN	03/22/85																		71
Northeast Louisiana																			76
1986																			
AUBURN	03/14/86	22	52	.423	---	--	----	17	26	.654	--	--	30	14	10	10	0	19	61
Southern Illinois		17	39	.435	--	--	----	5	10	.500	--	--	29	20	8	28	3	3	39
AUBURN	03/20/86	23	50	.460	--	--	----	9	17	.529	13	27	40	19	8	28	1	14	55
Ole Miss		23	57	.403	--	--	----	10	17	.588	12	19	31	14	7	19	1	10	56
1987																			
AUBURN	03/14/87	37	64	.578	--	--	----	18	21	.818	16	22	38	13	14	9	3	9	92
Illinois		23	63	.365	--	--	----	12	15	.800	17	17	34	19	7	23	0	1	58
AUBURN	03/19/87																		77
Old Dominion																			61
AUBURN	3/21/87	24	61	.393	--	--	----	13	26	.500	15	17	32	25	9	14	1	6	61
Tennessee		28	56	.500	--	--	----	21	26	.807	17	32	49	22	18	18	2	3	77
1988																			
AUBURN	03/20/88	39	73	.534	1	2	.500	15	20	.750	21	35	56	15	22	13	4	7	94
Penn State		24	68	.353	8	19	.421	10	13	.769	9	18	27	20	17	12	3	5	66
AUBURN	03/24/88	31	73	.425	2	3	.667	4	6	.667	17	20	37	15	13	9	2	8	68
Georgia		27	56	.482	1	3	.333	10	15	.667	13	26	39	13	12	14	5	7	65
AUBURN	03/26/88	44	72	.611	1	1	1.000	14	19	.737	21	27	48	11	14	14	6	14	103
Maryland		30	69	.435	4	12	.333	10	11	.909	12	13	25	17	15	16	2	10	74
AUBURN	4/01/88	26	67	.388	0	3	.000	16	21	.762	19	26	45	15	15	18	2	16	68
Long Beach St		23	59	.390	1	3	.333	8	11	.727	11	22	33	24	8	22	1	6	55
AUBURN	04/03/88	21	51	.412	3	4	.750	9	12	.750	10	20	30	17	12	18	3	7	56
Louisiana Tech		26	58	.448	0	1	.000	4	8	.500	14	19	33	11	13	14	4	12	54
1989																			
AUBURN	03/19/89	34	59	.576	0	5	.000	20	26	.769	17	32	49	13	16	19	5	13	88
Temple		21	67	.313	8	26	.308	4	9	.444	14	13	27	22	7	17	0	8	54
AUBURN	03/23/89	25	61	.410	3	4	.750	18	22	.818	17	26	43	13	15	15	1	7	71
Clemson		26	61	.426	3	13	.231	5	8	.625	10	22	32	19	12	14	0	3	60
AUBURN	03/25/89	29	54	.537	2	5	.400	17	22	.773	8	32	40	16	19	17	5	10	77
Ole Miss		19	65	.292	6	20	.300	7	9	.778	14	20	34	22	6	20	3	4	51
AUBURN	03/31/89	30	62	.484	0	0	.000	16	24	.667	11	20	31	19	12	6	3	9	76
Louisiana Tech		28	70	.400	2	5	.400	13	18	.722	23	27	50	19	18	14	3	0	71
AUBURN	04/02/89	26	60	.433	0	4	.000	8	12	.750	10	20	30	24	12	18	4	6	60
Tennessee		28	66	.424	0	0	.000	20	26	.769	20	25	45	14	16	15	7	8	76

Auburn NCAA Tournament Game-by-Game Statistics

	DATE	FG	FGA	PCT	3P	3PA	PCT	FT	FTA	PCT	O	D	TOT	PF	A	TO	BS	ST	TP
1990																			
AUBURN	3/18/90	25	62	.403	2	7	.286	21	24	.875	18	33	51	23	17	13	5	9	73
Tenn. Tech		14	50	.280	5	21	.283	21	34	.617	12	20	32	21	11	16	2	5	54
AUBURN	3/22/90	37	64	.578	3	7	.429	12	19	.632	18	15	33	13	11	10	1	9	89
Vanderbilt		28	45	.622	2	5	.400	9	10	.900	2	14	16	17	9	15	0	10	67
AUBURN	3/24/90	28	61	.459	2	6	.333	18	24	.750	19	33	52	16	10	10	1	6	76
Washington		21	68	.309	3	11	.273	5	14	.357	21	17	38	20	10	10	0	3	50
AUBURN	3/30/90	25	55	.455	2	4	.500	29	38	.763	9	33	42	20	13	11	4	1	81
Louisiana Tech		24	69	.348	5	23	.217	16	29	.522	22	27	49	31	7	15	6	6	69
AUBURN	4/01/90	30	63	.476	6	12	.500	15	24	.625	9	27	36	25	11	9	3	4	81
Stanford		28	66	.424	11	26	.423	21	31	.677	19	30	49	16	14	13	2	5	88
1991																			
AUBURN	3/17/91	34	69	.493	4	14	.286	12	16	.750	16	20	36	21	17	10	3	12	84
Holy Cross		19	49	.388	5	10	.500	15	18	.833	13	20	33	14	9	27	0	3	58
AUBURN	3/21/91	21	59	.356	2	9	.222	14	21	.667	22	21	43	12	10	14	2	13	58
Vanderbilt		16	46	.348	6	11	.545	7	9	.778	11	20	31	18	10	22	6	7	45
AUBURN	3/23/91	21	46	.457	2	3	.667	21	25	.840	10	17	27	18	7	13	4	87	65
Tennessee		28	58	.483	6	11	.545	7	14	.500	17	18	35	21	17	14	2	10	69
1993																			
AUBURN	3/21/93	25	62	.403	5	10	.500	11	22	.500	22	25	47	17	11	19	0	5	66
Louisville		22	52	.423	5	17	.294	12	18	.667	10	24	34	21	9	22	5	5	61
AUBURN	3/25/93	19	51	.373	2	9	.222	10	15	.667	15	19	34	21	5	19	7	8	50
Iowa		22	53	.410	1	2	.500	18	26	.690	18	21	39	12	11	13	3	9	63
1994																			
AUBURN	3/16/94	26	61	.426	2	8	.250	6	11	.545	16	20	36	12	12	17	8	12	60
Virginia Tech		20	53	.377	4	12	.33	7	8	.875	12	21	33	13	13	21	0	8	51
AUBURN	3/20/94	21	79	.266	2	17	.118	15	18	.833	25	13	38	18	4	11	0	10	59
Connecticut		29	50	.580	5	13	.385	18	20	.900	9	32	41	18	21	18	10	5	81
1996																			
AUBURN	3/15/96	27	66	.409	4	12	.333	15	21	.714	19	27	46	14	17	10	4	8	73
Hawaii		19	58	.328	3	20	.150	12	14	.857	13	22	35	19	11	14	2	6	53
AUBURN	3/17/96	25	56	.446	2	5	.400	16	18	.889	6	30	36	20	18	19	0	7	68
Colorado		19	66	.288	2	20	.100	21	31	.677	21	25	46	12	14	15	1	8	61
AUBURN	3/23/96	29	68	.427	1	7	.143	16	21	.762	19	23	42	10	8	10	3	4	75
Penn St.		26	58	.448	10	21	.476	7	10	.700	11	22	33	18	17	14	3	6	69
AUBURN	3/25/96	24	62	.387	4	10	.400	5	8	.625	13	18	31	22	8	14	6	10	57
Stanford		21	50	.420	7	21	.333	22	25	.880	12	27	39	16	10	16	3	3	71
1997																			
AUBURN	3/14/97	24	50	.480	4	6	.667	16	25	.640	13	17	30	19	10	15	4	10	68
Louisville		17	47	.362	9	20	.450	22	28	.786	15	18	33	23	11	21	0	3	65
AUBURN	3/16/97	22	57	.386	1	10	.100	3	3	1.00	10	16	26	14	9	16	3	6	48
Louisiana Tech		27	53	.590	8	14	.571	12	14	.857	12	23	35	10	15	15	3	8	74
1999																			
AUBURN	3/13/99	24	44	.545	4	6	.66	17	26	.654	6	26	32	14	13	15	5	6	69
Texas		22	59	.373	5	19	.263	12	15	.800	12	17	29	18	11	13	2	9	61
AUBURN	3/15/99	27	60	.450	2	18	.111	5	8	.450	14	19	33	19	10	16	4	5	61
Virginia Tech		27	48	.563	9	14	.643	13	20	.650	5	20	25	12	17	11	3	13	76

Auburn NCAA Tournament Game-by-Game Statistics

	DATE	FG	FGA	PCT	3P	3PA	PCT	FT	FTA	PCT	O	D	TOT	PF	A	TO	BS	ST	TP
2000																			
AUBURN	3/17/00	24	51	.471	4	10	.400	26	27	.963	13	20	33	16	14	20	6	8	78
SW Missouri State		28	62	.452	5	16	.313	13	18	.722	16	15	31	20	21	17	1	14	74
AUBURN	3/19/00	27	61	.443	5	10	.500	10	10	1.000	12	22	34	22	19	16	3	6	69
Penn State		21	55	.382	8	16	.500	25	30	.833	16	22	38	11	17	16	7	4	75
2004																			
AUBURN	3/21/04	33	62	.532	8	16	.500	5	9	.556	16	20	36	9	17	14	3	7	79
North Carolina State		21	49	.429	9	20	.450	8	10	.800	8	16	24	13	9	18	2	10	59
AUBURN	3/23/04	18	50	.360	7	21	.333	10	15	.667	10	15	25	11	11	16	3	9	53
Connecticut		30	54	.556	14	27	.519	5	7	.714	10	26	36	11	23	16	4	6	79
2008																			
AUBURN	3/22/08	20	58	.345	3	14	.214	13	16	.813	15	20	35	14	8	11	3	7	56
George Washington		24	57	.421	6	17	.353	12	16	.750	15	24	39	12	15	14	2	7	66
2009																			
AUBURN	3/21/09	34	64	.531	2	6	.333	15	25	.600	11	35	46	12	20	10	9	10	85
Lehigh		18	60	.300	4	22	.182	9	15	.600	9	25	34	20	7	19	3	1	49
AUBURN	3/23/09	20	72	.278	2	13	.154	10	12	.833	22	20	42	22	7	10	2	4	52
Rutgers		29	54	.537	5	14	.357	17	24	.708	8	31	39	16	16	11	5	4	80
2016																			
AUBURN	3/18/16	27	58	.466	3	12	.250	11	22	.500	15	19	34	17	17	17	4	13	68
St. John's		22	46	.478	5	10	.500	8	13	.615	7	21	28	19	11	25	0	4	57
AUBURN	3/20/16	20	68	.294	3	19	.158	9	12	.750	14	22	36	20	12	15	1	5	52
Baylor		30	64	.469	6	20	.300	18	21	.857	13	35	48	13	25	13	11	12	84
2017																			
AUBURN	3/17/17	15	61	.246	2	17	.118	16	20	.800	12	20	32	21	8	10	3	10	48
NC State		20	53	.377	7	28	.250	15	15	1.000	10	36	46	19	9	20	1	3	62
2019																			
AUBURN	3/23/19	24	75	.320	4	27	.148	12	20	.600	21	25	46	17	10	11	1	14	64
BYU		58	59	.475	5	19	.263	12	20	.600	7	32	39	17	15	16	7	7	73



Yakiya Milton
Freshman • F • 6-4
Jacksonville, Fla.
Mandarin HS



Celia Sumbane
Junior • G • 6-2
Maputo, Mozambique
South Plains CC (TX)



JaMya Mingo-Young
Graduate • G • 5-8
Bogalusa, La.
Alabama



McKenna Eddings
Junior • G • 6-0
Williamsburg, Va.
Moberly Area CC (MO)



Kaitlyn Duhon
Sophomore • G • 5-10
Houston, Texas
Summer Creek HS




Sydney Shaw
Sophomore • G • 5-9
Miami, Fla.
DME Academy



Mar'Shaun Bostic
Sophomore • G • 5-8
St. Louis, Mo.
Vashon HS



Taylen Collins
Senior • F • 6-1
Muldrow, Okla.
Oklahoma State



Kionna Gaines
Junior • G • 5-9
Columbus, Ga.
Clemson



Oyindamola Akinbolawa
Sophomore • C • 6-5
Lagos, Nigeria



Audia Young
R-Freshman • G • 5-9
Tallahassee, Fla.
Florida State Univ. HS




Honesty Scott-Grayson
Graduate • G • 5-9
Brick, N.J.
Baylor



Carsen McFadden
Senior • G • 5-7
Fairview, Texas
Lovejoy HS



Savannah Scott
Freshman • C • 6-4
Conway, Ark.
Conway HS



Timya Thurman
Freshman • C • 6-5
Linden, Ala.
Linden HS



Johnnie Harris
Head Coach (3rd year)
Pine Bluff, Ark.
Arkansas Baptist (1996)



Fred Williams
Associate Head Coach
Inglewood, Calif.
Boise State (1979)



Damitria Buchanan
Associate Head Coach
Houston, Texas
Texas A&M (2010)



Ketara Chapel
Assistant Coach
Temple, Texas
Mississippi State (2017)



Alex Stewart
Assistant Coach
Norcross, Ga.
Georgia Tech (2003)



Savannah Carter
Assistant Coach
Tulsa, Okla.
Mississippi State (2015)