



# 2023-24 AUBURN WOMEN'S BASKETBALL

AUBURN ATHLETICS COMMUNICATIONS: 392 SOUTH DONAHUE DRIVE || AUBURN, AL 36830 || AUBURNTIGERS.COM || @AUBURNWBB

## 2023-24 SCHEDULE/RESULTS

18-10, 7-8 SEC

DATE	OPPONENT	TIME/TV/RESULT
Oct. 30	WEST GEORGIA (exh.)	W 77-49
Nov. 2	COLUMBUS STATE (exh.)	W 94-65
Nov. 6	JACKSONVILLE STATE	W 78-49
Nov. 9	LOUISIANA-LAFAYETTE	W 60-54
Nov. 12	at Rutgers	W 76-56
Nov. 17	CALIFORNIA	L 53-67
Nov. 20	at UCF	L 53-60
Nov. 26	ALABAMA A&M	W 68-45
Nov. 30	^ CLEMSON	W 83-53
Dec. 3	at UAB	W 72-62
Dec. 10	at Little Rock	W 58-45
Dec. 13	ALABAMA STATE	W 94-37
Dec. 16	NORFOLK STATE	W 67-39
Dec. 20	(RV) WASHINGTON STATE	W 69-62
Dec. 31	NORTH ALABAMA	W 79-58
Jan. 4	* TENNESSEE	L 67-75
Jan. 7	* at Texas A&M	L 44-66
Jan. 11	* at Ole Miss	L 55-58
Jan. 14	* (7/4) LSU	W 67-62
Jan. 18	* at (RV) Vanderbilt	L 50-53
Jan. 21	* ALABAMA	W 78-65
Jan. 29	* GEORGIA	W 67-49
Feb. 1	* (1) SOUTH CAROLINA	L 54-76
Feb. 4	* at Arkansas	L 72-74
Feb. 11	* at Missouri	W 70-59
Feb. 15	* KENTUCKY	W 78-50
Feb. 18	* at Alabama	L 61-67
Feb. 22	* at (13/10) LSU	L 66-71
Feb. 25	* TEXAS A&M	W 57-41
Feb. 29	* MISSISSIPPI STATE	W 77-60
Mar. 3	* at Florida	SECN 11 am
Mar. 7	SEC Tournament vs. TBD	Greenville

All times Central. Home Games in **BOLD CAPS**.

\* SEC Game

^ ACC/SEC Challenge

+ = SEC Network + / WatchESPN.com / ESPN App

### AUBURN ATHLETICS COMMUNICATIONS

WES TODD .....Assistant Director/WBB Contact  
 ..... wlt0006@auburn.edu  
 .....C: 334-750-5682

KIRK SAMPSON .....Senior Associate AD  
 ..... kirk@auburn.edu

Web .....AuburnTigers.com  
 Twitter .....@AuburnWBB  
 Facebook ...../AuburnWBB  
 Instagram .....@AuburnWBB  
 Office Phone .....(334) 844-9800



## GAME 29

## Florida (14-13, 5-10)

Sunday, March 3, 2024 • 11 a.m. CT/Noon ET  
Regular Season Finale



Site .....Gainesville, Fla.  
 Venue .....Exactech Arena at Stephen C. O'Connell Center (10,133)  
 TV .....SEC Network (Tiffany Greene, Tamika Catchings)  
 Radio .....AU100 (100.3 FM) (Brit Bowen)  
 Live Audio .....AuburnTigers.com | Auburn Athletics app  
 Live Stats .....statbroadcast.com  
 Twitter .....@AuburnWBB  
 Series Record .....Auburn leads 39-26  
 in Gainesville .....Series tied 13-13  
 Last Meeting .....Auburn 66, Florida 55 (Jan. 30, 2023, at Auburn)

### GAMEDAY BREAKDOWN

#### AUBURN TIGERS

Rankings..... AP: NR | Coaches: NR | NET: 45  
 2023-24 Record .....18-10  
 SEC .....7-8  
 Home .....14-3  
 Away .....4-7  
 Neutral .....0-0  
 Streak .....W2  
 Head Coach .....Johnnie Harris  
 Record at AU (Yrs.) .....44-43 (3rd)  
 Overall Record (Yrs.) .....Same  
 Record vs. Florida .....1-1  
 Last Game .....def. Mississippi State, 77-60

#### FLORIDA GATORS

Rankings..... AP: NR | Coaches: NR | NET: 59  
 2023-24 Record .....14-13  
 SEC .....5-10  
 Home .....8-4  
 Away .....3-9  
 Neutral .....3-0  
 Streak .....L2  
 Head Coach .....Kelly Rae Finley  
 Record at UF (Yrs.) .....54-39 (3rd)  
 Overall Record (Yrs.) .....Same  
 Record vs. Auburn .....1-1  
 Last Game .....lost at Alabama, 76-73

### STARTERS FROM LAST GAME



**JAMYA MINGO-YOUNG**  
 G • GR • 5-8  
 Bogalusa, La.

PPG: 9.2  
 RPG: 5.0  
 APG: 4.0



**KAITLYN DUHON**  
 G • SO • 5-10  
 Houston, Texas

PPG: 5.4  
 RPG: 2.7  
 APG: 0.5



**TAYLEN COLLINS**  
 F • SR • 6-0  
 Muldrow, Okla.

PPG: 8.3  
 RPG: 6.5  
 APG: 0.8



**HONESTY SCOTT-GRAYSON**  
 G • GR • 5-8  
 Brick, N.J.

PPG: 18.4  
 RPG: 4.2  
 APG: 2.3



**SAVANNAH SCOTT**  
 C • FR • 6-4  
 Conway, Ark.

PPG: 4.7  
 RPG: 3.5  
 APG: 0.2

### OFF THE BENCH

No.	Pos.	Name	Ht.	Year	PPG	RPG	Hometown
0	F	Yakiya Milton	6-4	Fr.	0.8	1.9	Jacksonville, Fla.
1	F	Celia Sumbane	6-0	Jr.	3.9	2.9	Maputo, Mozambique
3	G	McKenna Eddings	6-0	Jr.	3.9	1.4	Williamsburg, Va.
5	G	Sydney Shaw	5-9	So.	6.3	2.5	Miami, Fla.
12	G	Mar'Shaun Bostic	5-9	Jr.	5.3	1.8	St. Louis, Mo.
15	G	Kionna Gaines	5-9	Jr.	0.0	0.6	Columbus, Ga.
20	C	Oyindamola Akinbolawa	6-5	So.	2.2	1.8	Lagos, Nigeria
21	G	Audia Young	5-7	R-Fr.	1.6	0.7	Tallahassee, Fla.
24	G	Carsen McFadden	5-7	Sr.	0.6	0.2	Fairview, Texas
32	C	Timya Thurman	6-5	Fr.	1.2	0.6	Linden, Ala.

Head Coach: Johnnie Harris (3rd season at Auburn)

Assistants: Fred Williams, Damitria Buchanan, Ketara Chapel, Savannah Carter, Alex Stewart

#WarEagle  
#TheRise



AuburnTigers.com



@AuburnWBB | @AuburnTigers  
@CoachJ\_AU | @coachjharris



/AuburnWBB  
/AuburnTigers

**TEAM SCHEDULE AND MEDIA AVAILABILITY >> MARCH 6-10** (times Central unless noted otherwise)

SUNDAY March 3	MONDAY March 4	TUESDAY March 5	WEDNESDAY March 6	THURSDAY March 7	FRIDAY March 8	SATURDAY March 9
<b>GAME</b> 11:00 Auburn at Florida (SECN)  Interviews postgame Return to Auburn	TBA	<b>PRACTICE</b> TBA  <b>TRAVEL</b> to Greenville, S.C.	<b>PRACTICE</b> TBA Greenville, S.C.	<b>SEC TOURNAMENT</b> TBA	<b>SEC TOURNAMENT</b> TBA	<b>SEC TOURNAMENT</b> TBA

**AUBURN ATHLETICS COMMUNICATIONS SERVICES**

**QUICK FACTS**

**AUBURNTIGERS.COM**

For updated game notes, statistics and all the latest information on Auburn basketball and gameday activities, go to AuburnTigers.com.

**INTERVIEW POLICIES**

- Practices are open to the public and media; however, media are strongly encouraged to notify Wes Todd if they are planning to attend.
- Coach Harris, assistant coaches and student-athletes are available for phone, virtual and in-person interviews by contacting Wes Todd in the athletic communications office.
- Following home games, interviews with Coach Harris and selected players will be conducted in the Neville Arena media room following radio/TV obligations. Players will go first, followed by Coach Harris. Visiting players and coaches should be requested through the opponent SID.
- Interviews following road contests will be conducted by request of the home team's media; postgame interviews with Coach Harris can be heard on the Auburn Sports Network radio broadcast.

**CREDENTIALS**

--Anyone wishing to cover Auburn women's basketball should contact Wes Todd in the communications office at least 24 hours in advance. Game credentials will be held at media will call, **which will move back to the scholarship entrance for the 2023-24 season.** There will be no season credentials. Parking passes are not needed. A concession voucher will be provided on request, and soft drinks/water are available in the media room.

**GAME DAY SERVICES**

- Media seating is available on a first-come, first-served basis on the press row table across from the team benches. At least 5-6 seats will be available for media each game. Overflow media seating will be available at the top of sections 222-223.
- Printed flip cards will be available in the media room. All other information (game notes, stats, etc.) will be available on AuburnTigers.com and StatBroadcast.com. Wireless internet (AU Open) is available in the arena.
- Photo/video work space will be provided in the media room.

**VIDEO SERVICES**

FTP feeds of selected Auburn basketball highlights are available for the media. Highlights and postgame press conference video will be posted following each game to ImagenCloud; visit auburn.imagencloud.com to register.

**COMMUNICATIONS STAFF**

- Wes Todd Women's Basketball contact  
 cell: 334-750-5682  
 email: wlt0006@auburn.edu
- Kirk Sampson Associate AD  
 cell: 334-750-1385  
 email: sampska@auburn.edu

**GENERAL INFORMATION**

Location.....	Auburn, Ala.
Founded .....	1856
Enrollment.....	31,526
Nickname .....	Tigers
Colors.....	Burnt Orange and Navy Blue
Facility (Capacity) .....	Neville Arena (9,121)
President .....	Dr. Christopher Roberts
Director of Athletics .....	John Cohen
WBB Administrator/SWA .....	Djenane Paul
Faculty Representative .....	Dr. Duane Brandon

**WOMEN'S BASKETBALL HISTORY**

First Year of Varsity Women's Basketball .....	1971
All-Time Record (Years).....	995-560 (53rd)
All-Time SEC Record (since 1981) .....	254-297
All-Time Home Record .....	521-171
at Neville Arena (since 2010).....	134-77
NCAA Tournament Appearances.....	21
Last NCAA App./Result.....	2019 - First Round
SEC Regular-Season Championships .....	5
.....	1981, 1987, 1988, 1989, 2009
SEC Tournament Championships.....	4
.....	1981, 1987, 1990, 1997

**COACHING & SUPPORT STAFF**

Head Coach .....	Johnnie Harris
Alma Mater, Year .....	Arkansas Baptist, 1996
Overall Record .....	44-43 / 3rd year
Auburn Record .....	44-43 / 3rd year
Assoc. Head Coach/Def. Coord. ....	Fred Williams
Assoc. Head Coach/Off. Coord.....	Damitria Buchanan
Assistant Coach/Recruiting .....	Ketara Chapel
Assistant Coach/Chief of Staff .....	Alex Stewart
Assistant Coach/Player Development.....	Savannah Carter
Dir. of Program Relations, Ops, Events .....	Tra'Cee Tanner
Director of Creative Content .....	Connor Putman
Director of Student-Athlete Success.....	Reneisha Bolden
Special Assistant to the Head Coach.....	Ankara McNeil
Strength & Conditioning Coach .....	Jen Jones
Athletic Trainer.....	Rosemary Ragle
Video Coordinator.....	DeQuann "DQ" Gordon

**GAMEDAY EXPERIENCE: NEVILLE ARENA**

>> Neville Arena is in its 13th season as home of Auburn Basketball. The Tigers are 134-77 since moving to the Arena in 2010-11. The facility seats 9,121 for basketball and also hosts Auburn volleyball and gymnastics.



**TEAM INFORMATION**

2022-23 Record .....	16-15
2022-23 SEC Record .....	5-11
SEC Finish.....	10th
Postseason .....	WNIT Second Round
Starters Returning/Lost.....	2/3
Letterwinners Returning/Lost .....	6/8
Newcomers.....	8

# AUBURN TIGERS SPEED CHART

Overall: 18-10 SEC: 7-8

Head Coach: Johnnie Harris (44-43, 3rd season)

## PRONUNCIATION GUIDE

Oyindamola Akinbolawa - oh-WIN-dah-MO-lah  
 ah-kin-BAH-LAH-wah  
 Celia Sumbane - SELL-yah soom-BAH-nee  
 Yakiya Milton - ya-KYE-ah

JaMya Mingo-Young - ja-MYE-ah  
 Timya Thurman - ti-MYE-ah  
 Ketaar Chapel - kuh-TARE-ah

		Pts	Reb	Ast	Stl	Blk	
0	<b>YAKIYA MILTON</b> F • 6-4 • Fr. • Jacksonville, Fla. • Mandarin HS	Season High	3	4	1	2	2
		Career High	3	4	1	2	2
		PPG	RPG	APG	FG	3FG	FT
		23-24	0.8	1.9	0.2	.200	-
							<b>LAST GAME (vs MSU):</b> 4 rebounds • Matched season-highs w/ 4 rebs, 2 blks vs. Texas A&M • Season-best 3 points at Missouri • Avg. 11 pts, 10 reb, 4 blk per game in HS • Youngest player on team, turned 18 on Feb. 14
1	<b>CELIA SUMBANE</b> G • 6-2 • Jr. • Maputo, Mozambique • South Plains CC (Texas)	Season High	11	7	4	5	2
		Career High	11	7	4	5	2
		PPG	RPG	APG	FG	3FG	FT
		23-24	3.9	2.9	0.8	.390	.188
							<b>LAST GAME (vs MSU):</b> 3 rebounds, 1 assist • Huge game vs ASU: 11 pts, 7 reb, 5 stl, 3 ast, all career-hi • Second 10-pt game, 1st in SEC play at Arkansas • JUCO All-American at South Plains CC; 14.6 ppg as soph • 5th Auburn player from Africa; 1st from Mozambique
2	<b>JAMYA MINGO-YOUNG</b> G • 5-8 • Gr. • Bogalusa, La. • Alabama	Season High	16	11	7	5	1
		Career High	26	15	9	6	2
		PPG	RPG	APG	FG	3FG	FT
		23-24	9.2	5.0	4.0	.375	.333
							<b>LAST GAME (vs MSU):</b> 6 points, 8 rebounds, 7 ast, 1 stl • Season-hi 16 pts at LSU, vs Clemson, vs Norfolk St. • Steal, 2 FTs in final 10 seconds to seal win vs LSU • Made 29 straight FTs from Dec. 3 to Jan. 7 • 12-12 FT vs. Norfolk St; tied AU single-game FT% record
3	<b>McKENNA EDDINGS</b> G • 6-0 • Jr. • Williamsburg, Va. • Moberly Area CC (Mo.)	Season High	14	5	3	3	2
		Career High	14	5	3	3	2
		PPG	RPG	APG	FG	3FG	FT
		23-24	3.9	1.4	1.0	.273	.257
							<b>LAST GAME (vs MSU):</b> 13 points, 5 rebounds, 1 ast, 1 stl • Big game vs. MSU with 13 points on 6-12 FG • Career-high 14 pts, 3 stl, 4-5 3FG vs. North Alabama • Key 3-pointer in 4th quarter in win over LSU • JUCO All-American at Moberly Area CC (Mo.)
4	<b>KAITLYN DUHON</b> G • 5-10 • So. • Houston, Texas • Summer Creek HS	Season High	13	6	3	5	1
		Career High	17	8	3	5	3
		PPG	RPG	APG	FG	3FG	FT
		23-24	5.4	2.7	0.5	.467	.158
							<b>LAST GAME (vs MSU):</b> 8 points, 4 rebounds, 3 ast, 2 stl • Made first start of season at Ole Miss (1/11) • 13 points in opener vs. JSU • Avg. 3.8 pts, 2.3 reb in 13.8 mins/game in 22-23 • Career-hi 17 pts, 7 reb, 3 stl vs. South Alabama in '22-23
5	<b>SYDNEY SHAW</b> G • 5-9 • So. • Miami, Fla. • DME Academy	Season High	17	6	4	2	2
		Career High	15	6	6	4	3
		PPG	RPG	APG	FG	3FG	FT
		23-24	6.3	2.5	0.8	.326	.326
							<b>LAST GAME (vs MSU):</b> 6 points, 2 rebounds, 1 blk • Career-high 17 points at UCF (11/20) • Career-high 6 rebounds w/ 11 pts, 4 ast vs. Clemson • Started 25 gms as freshman; avg. 7.6 pts, 2.6 reb. 2.3 ast • Shot 34% on 3-pointers in 22-23 (40-of-118)
12	<b>MAR'SHAUN BOSTIC</b> G • 5-8 • Jr. • St. Louis, Mo. • Vashon HS	Season High	12	9	5	5	1
		Career High	23	9	5	5	3
		PPG	RPG	APG	FG	3FG	FT
		23-24	5.3	1.8	2.3	.412	.000
							<b>LAST GAME (vs MSU):</b> 2 points, 2 rebounds, 3 ast, 1 blk • Season-high 17 points (7-11 FG) vs. Tennessee (1/4) • Career-high 5 assists at Arkansas (2/4) • Career-best 23 pts at Clemson in '23 WNIT 2nd round • Fastest player on team, gets to the rim quickly
14	<b>TAYLEN COLLINS</b> F • 6-1 • Sr. • Muldrow, Okla. • Oklahoma State	Season High	17	14	3	4	2
		Career High	21	23	7	6	3
		PPG	RPG	APG	FG	3FG	FT
		23-24	8.3	6.5	0.8	.438	-
							<b>LAST GAME (vs MSU):</b> 8 points, 6 rebounds, 2 steals • Double-double vs. UK; season-high 19 pts • 3 double-doubles this season • Avg. 9.5 pts, 9.1 reb in 2022-23; 4th in Big 12 in rebs • Tied OSU record for rebs. w/ 23 vs. North Texas
15	<b>KIONNA GAINES</b> G • 5-9 • Jr. • Columbus, Ga. • Clemson	Season High	-	2	-	1	-
		Career High	18	5	2	2	1
		PPG	RPG	APG	FG	3FG	FT
		23-24	0.0	0.8	0.0	.000	-
							<b>LAST GAME (vs MSU):</b> DNP • Played in all 35 games for Clemson in 2022-23 • Avg. 2.4 pts, 1.7 reb in 9.2 minutes/game • Fast, athletic guard that can play several positions
20	<b>OYINDAMOLA AKINBOLAWA</b> C • 6-5 • So. • Lagos, Nigeria	Season High	7	6	3	2	1
		Career High	7	7	3	2	2
		PPG	RPG	APG	FG	3FG	FT
		23-24	2.2	1.8	0.3	.477	-
							<b>LAST GAME (vs MSU):</b> DNP • Made first career start vs. LSU (1/14) • Career-high 7 points, 3 assists vs. Washington State • Season-high 6 rebounds at Ole Miss • Played 15 games in '23 after joining Auburn mid-season
21	<b>AUDIA YOUNG</b> F • 5-9 • R-Fr. • Tallahassee, Fla. • Florida State Univ. HS	Season High	4	4	1	2	-
		Career High	4	4	1	2	-
		PPG	RPG	APG	FG	3FG	FT
		23-24	1.6	0.7	0.2	.500	.000
							<b>LAST GAME (vs MSU):</b> 2 points • Scored first Auburn basket vs. Alabama A&M • Missed 2022-23 season with torn achilles • Daughter of AU All-American & SEC POY Carolyn Jones-Young (88-91); wears her mom's retired #21
23	<b>HONESTY SCOTT-GRAYSON</b> G • 5-8 • Gr. • Brick, N.J. • Baylor	Season High	31	9	6	5	3
		Career High	31	14	6	5	4
		PPG	RPG	APG	FG	3FG	FT
		23-24	18.4	4.2	2.2	.416	.303
							<b>LAST GAME (vs MSU):</b> 32 points, 2 rebounds, 2 ast, 2 stl • SEC, Nat'l Player of Week after 21 pts in win over LSU • Career-high 31 points vs. #1 South Carolina • Double figures in 24 of 26 games played this year • 15+ points in 13 of 14 SEC games this year
24	<b>CARSEN McFADDEN</b> G • 5-7 • Sr. • Fairview, Texas • Lovejoy HS	Season High	3	1	-	2	-
		Career High	4	3	3	2	-
		PPG	RPG	APG	FG	3FG	FT
		23-24	0.6	0.2	0.0	.182	.250
							<b>LAST GAME (vs MSU):</b> Played 1 minute • Walked on in Aug. 2020; awarded scholarship for 23-24 • Played in 16 games in 2022-23 • Career-high 4 pts vs. ULL & Samford • 3-time SEC Academic Honor Roll
30	<b>SAVANNAH SCOTT</b> C • 6-4 • Fr. • Conway, Ark. • Conway HS	Season High	21	11	1	1	3
		Career High	21	11	1	1	3
		PPG	RPG	APG	FG	3FG	FT
		23-24	4.7	3.5	0.2	.593	-
							<b>LAST GAME (vs MSU):</b> 4 rebounds, 1 blk • Career-high 3 blocks at LSU • Best SEC performance vs. Alabama w/ 10 pts, 5 reb • SEC Freshman of the Week (11/14) • 1st career double-double at Rutgers (21 pts/11 reb)
32	<b>TIMYA THURMAN</b> C • 6-5 • Fr. • Linden, Ala. • Linden HS	Season High	4	2	2	1	3
		Career High	4	2	2	1	3
		PPG	RPG	APG	FG	3FG	FT
		23-24	1.2	0.6	0.2	.438	-
							<b>LAST GAME (vs MSU):</b> DNP • Played 14 mins vs. SC; career-high 3 blocks • Only player on roster from state of Alabama • Avg. 25 pts, 20 rebs as HS junior in 2022 • AHSAA 1A Player of the Year in 2022 at Linden HS

Inside the Matchup

**Auburn vs. Florida 39-26 (.600)**

In Auburn: 17-8  
 --At Neville Arena: 4-4  
 In Gainesville: 13-13  
 Neutral Sites: 9-5  
 Trend: Auburn won the last meeting

1973-74	W	83-32	Gainesville, Fla.
1977-78	L	61-80	Gainesville, Fla.
1977-78	W	78-63	Auburn
1977-78	L	66-69	Starkville, Miss.
Nov. 20, 1978	L	63-80	Auburn
Dec. 16, 1978	W	56-50	Lexington, Ky.
Jan. 6, 1979	L	61-68	Starkville, Miss.
Feb. 3, 1979	W	86-80	Gainesville, Fla.
Jan. 30, 1980	W	86-58	Auburn
Feb. 2, 1980	W	81-67	Gainesville, Fla.
Jan. 7, 1981	W	76-55	Auburn
Jan. 24, 1981	W	88-66	Gainesville, Fla.
March 1, 1984	W	75-65	Athens, Ga.*
Feb. 28, 1985	W	83-64	Oxford, Miss.*
Feb. 5, 1986	W	73-48	Auburn
Jan. 31, 1987	W	99-44	Gainesville, Fla.
Feb. 6, 1988	W	75-42	Auburn
Jan. 28, 1989	W	87-58	Gainesville, Fla.
March 4, 1989	W	72-61	Albany, Ga.*
Jan. 13, 1990	W	73-66	Auburn
Jan. 23, 1991	W	93-59	Gainesville, Fla.
Feb. 15, 1992	W	94-49	Auburn
March 6, 1992	W	70-58	Albany, Ga.*
Feb. 14, 1993	W	79-64	Gainesville, Fla.
Feb. 27, 1994	W	80-76	Auburn
March 5, 1994	L	67-72	Chattanooga, Tenn.*
Feb. 29, 1995	L	54-62 (OT)	Gainesville, Fla.
Jan. 7, 1996	W	69-53	Auburn
Jan. 4, 1997	L	58-71	Gainesville, Fla.
March 3, 1997	W	52-47	Chattanooga, Tenn.*
Jan. 14, 1998	L	61-65	Auburn
Jan. 14, 1999	W	76-71	Gainesville, Fla.
Jan. 20, 2000	W	92-56	Auburn
Jan. 18, 2001	L	59-72	Gainesville, Fla.
Jan. 6, 2002	L	61-70	Auburn
Feb. 28, 2002	W	70-57	Nashville, Tenn.*
Feb. 13, 2003	W	62-51	Gainesville, Fla.
Feb. 29, 2004	L	60-71	Auburn
Jan. 9, 2005	L	60-67	Gainesville, Fla.
Feb. 2, 2006	L	61-72	Gainesville, Fla.
Feb. 19, 2006	W	73-58	Auburn
Jan. 18, 2007	W	74-69	Gainesville, Fla.
Feb. 22, 2007	W	78-62	Auburn
Feb. 7, 2008	L	67-73	Gainesville, Fla.
Jan. 11, 2009	W	81-65	Auburn
Jan. 7, 2010	L	68-71 (2OT)	Gainesville, Fla.
Mar. 4, 2010	W	74-61	Duluth, Ga.*
Jan. 6, 2011	W	73-56	Auburn
Feb. 9, 2012	L	56-70	Gainesville, Fla.
March 1, 2012	L	60-70	Nashville, Tenn.*
Feb. 10, 2013	L	57-65	Auburn
Jan. 26, 2014	L	69-87	Gainesville, Fla.
Jan. 4, 2015	L	50-63	Auburn
March 4, 2015	W	71-49	N. Little Rock, Ark.*
Feb. 14, 2016	W	80-58	Auburn
Feb. 28, 2016	L	49-56	Gainesville, Fla.
Jan. 1, 2017	W	82-75	Gainesville, Fla.
Dec. 31, 2017	W	84-55	Auburn
Jan. 6, 2019	W	64-56	Gainesville, Fla.
Jan. 10, 2020	L	63-83	Auburn
Jan. 17, 2021	L	54-68	Gainesville, Fla.
March 3, 2021	L	52-59	Greenville, S.C.*
Jan. 13, 2022	L	63-68	Gainesville, Fla.
Feb. 14, 2022	L	77-83	Auburn
Jan. 30, 2023	W	66-55	Auburn

\* SEC Tournament

**Auburn Women's Basketball Quick Hitters**

- This is the 67th meeting between Auburn and Florida in women's basketball
- Auburn leads the all-time series 39-26, and the series is tied 13-13 in Gainesville
- Auburn earned a 66-55 win over the Gators at home last season; the Tigers' last win in Gainesville came in 2019
- Auburn's win over No. 4/7 LSU on Jan. 14 was its fourth over a top-25 opponent under Johnnie Harris
- Auburn won six SEC home games this year, the most at Neville Arena and second-most in program history (7-0 in 2009)
- Auburn is 15-1 this season when shooting at least 40%; 3-9 when they are below that mark
- Auburn's defense is holding SEC opponents an average of 12.6 points below their season scoring average
- The Tigers lead the SEC and are 12th in the nation in turnover margin (+5.9)
- Honesty Scott-Grayson was named SEC Player of the Week and USBWA Ann Meyers Drysdale National Player of the Week after her 21-point performance in the win over LSU
- Scott-Grayson scored a career-high 32 points on Senior Night in the Tigers' win over Mississippi State
- Scott-Grayson leads the Tigers with 18.4 points/game (3rd SEC); 20.7 per game in SEC play (2nd SEC)
- Scott-Grayson has scored 15+ points in 14 of 15 SEC games and has 20+ points 10 times this season
- In front of more than 6,000 fans, Auburn retired DeWanna Bonner's No. 24 prior to a 78-65 win over Alabama that snapped a nine-game losing streak to the Crimson Tide on Jan. 21
- The crowds vs. LSU (7,720) and Alabama (6,075) were the largest and third-largest crowds to see an Auburn women's basketball game at Neville Arena
- Three of the four largest women's basketball crowds in Neville Arena history have come this season
- Taylen Collins leads Auburn in rebounds (6.5/game) and has three double-doubles this season, including a season-high 19 points and 11 rebounds in the win over Kentucky
- JaMya Mingo-Young made 29 consecutive free throws from the UAB game Dec. 3 until finally missing on her third attempt at Texas A&M Jan. 7
- Mingo-Young went 12-for-12 at the free-throw line in the win over Norfolk State; that tied an Auburn record for single-game free throws without a miss
- Auburn recorded a school-record 28 steals in a 94-37 win over Alabama State Dec. 13; Auburn forced 40 turnovers, second-most in program history, in the win
- Auburn has four road victories this season, the most since winning 10 road games in 2018-19
- Auburn is in its 53rd season of women's basketball and has 995 program wins

**Moving On Up (Auburn/SEC Career Milestone Watch) . . .**

- **Honesty Scott-Grayson** is 12th in Auburn history with 1,561 points (at Auburn); needs 22 to tie for 11th (Angie Hannah, 1,583); 40 to tie for 10th (Alli Smalley, 1,601).
- **Honesty Scott-Grayson** is 21st in Auburn history with 220 assists, needs 6 to tie for 20th (DeWanna Bonner, 226)
- **Honesty Scott-Grayson** has 1,635 career points (1,561 at Auburn + 74 at Baylor)
- **Honesty Scott-Grayson** is 6th in Auburn history in career scoring average (14.6 ppg)
- **Honesty Scott-Grayson** is 10th in Auburn history with 123 made 3-pointers; needs 11 to tie for 9th (Daisa Alexander, 130)
- **Honesty Scott-Grayson** is 5th among active scoring leaders in the SEC (1,561)
- **Honesty Scott-Grayson** is 20th among active rebounds leaders in the SEC (473)
- **Honesty Scott-Grayson** is tied for 5th among active steals leaders in the SEC (192)
- **JaMya Mingo-Young** is 17th among active scoring leaders in the SEC (950)
- **JaMya Mingo-Young** is 5th among active assists leaders in the SEC (309)
- **JaMya Mingo-Young** is 13th among active rebounds leaders in the SEC (563)
- **JaMya Mingo-Young** is 7th among active steals leaders in the SEC (191)
- **JaMya Mingo-Young** needs 50 points for 1,000 in her career (Mississippi State + Alabama + Auburn)
- **Mar'Shaun Bostic** is 9th among active steals leaders in the SEC (125)
- **Taylen Collins** needs 15 points for 1,000 in her career (Oklahoma State + Auburn)
- **Auburn** needs 5 more wins to reach 1,000 in program history

**INDIVIDUAL CATEGORY LEADERS**

Auburn	Florida
Honesty Scott-Grayson - 18.4	Aliyah Matharu - 18.1
Taylen Collins - 6.5	Ra Shaya Kyle - 9.2
JaMya Mingo-Young - 4.0	Zippy Broughton - 2.5
Mar'Shaun Bostic - 1.7	Aliyah Matharu - 2.8
Taylen Collins - 0.7	Faith Dut - 0.9
Honesty Scott-Grayson - 29.8	Leilani Correa - 29.5
Savannah Scott - .593	Ra Shaya Kyle - .581
Sydney Shaw - .326	Leilani Correa - .395
JaMya Mingo-Young - .852	Leilani Correa - .776

**OPENING TIP**

» Auburn closes out the 2023-24 regular season on the road Sunday with an early tip in Gainesville. The Tigers face the Florida Gators at 11 a.m. CT/ Noon ET at Exactech Arena.  
 » Auburn is 18-10 overall, 7-8 in SEC play. The Tigers earned a big Senior Night win with a 77-60 victory over Mississippi State Thursday at home.  
 » Florida is 14-13 overall, 5-10 in SEC play. The Gators came up just short at Alabama Thursday, 76-73.

**ON THE AIR**

» Brit Bowen will have the radio call on AU100 (100.3 FM) beginning at 10:45 a.m. CT. The broadcast can also be heard on AuburnTigers.com and the Auburn Athletics app.  
 » Sunday's game can be seen on SEC Network with Tiffany Greene and Tamika Catchings calling the action.

**LAST TIME OUT**

» In a storybook closing chapter to a spectacular career, Honesty Scott-Grayson scored a career-high 32 points in her Neville Arena finale Thursday to lead Auburn to a 77-60 wire-to-wire win over Mississippi State on Senior Night.  
 » Scott-Grayson tied her career high of 31 on a layup with 1:25 to play, drawing a foul and making the free throw to tie Blanche Alverson's Neville Arena record of 32 points by an Auburn player, set in 2013.  
 » Auburn turned up the heat down the stretch, forcing six turnovers in the quarter to secure the victory. The Tigers forced 17 turnovers in the game while committing only six, leading to a 25-7 advantage in points off turnovers.  
 » The Tigers earned their sixth SEC home victory of the season, the second-most in program history and most at Neville Arena, while snapping an 11-game losing streak against the Bulldogs.

**UP NEXT**

» Auburn will play Thursday, March 7, in the 2024 SEC Women's Basketball Tournament in Greenville, South Carolina. Auburn's seed, opponent and game time have yet to be determined.

**ROAD TO GREENVILLE**

» Auburn is currently tied for 7th place in the SEC standings and would be the No. 7 seed in the SEC Tournament if the season ended today.  
 » With a win Sunday, Auburn would secure the No. 7 seed and face either Texas A&M or Arkansas in the second round at 6 p.m. ET Thursday.  
 » An Auburn loss to Florida could have the Tigers finish anywhere from 7th to 10th depending on results of several other games. Potential second-round opponents could be Mississippi State, Texas A&M, Arkansas or Florida.

**AN AUBURN WIN WOULD...**

» Be Auburn's fifth road win of the season, the most since winning 10 on the road in 2018-19.  
 » Be Auburn's eighth SEC win of the year, securing a .500 or better finish in league play for the first time since 2019.  
 » Be the 996th win in program history.  
 » Be Auburn's second straight over Florida.  
 » End the regular season on a three-game win streak.

» Be Auburn's first win in Gainesville since 2019.

**AUBURN-FLORIDA SERIES**

» This is the 67th meeting between Auburn and Florida in women's basketball, dating back to 1973-74. Auburn owns a 39-26 advantage in the all-time series, but the series is even at 13-13 in games played in Gainesville. Florida has won the last two meetings at the O-Dome.

**LAST MEETING: Jan. 30, 2023, at Auburn Auburn 66, Florida 55**

» Kharyssa Richardson and Aicha Coulibaly notched double-doubles to lead Auburn to a 66-55 victory vs. Florida Monday at Neville Arena, the Tigers' first three-game SEC win streak in six years.  
 » Auburn outrebounded the Gators 52-40, pulling down their highest rebounding total of the season. Romi Levy added seven rebounds and seven points in 12 minutes. Wells and Scott-Grayson each added nine points.  
 » Auburn made only two 3-pointers in the game, but the second - Sydney Shaw's 3 after a steal - capped a 7-0 run that gave the Tigers a 13-point lead midway through the final quarter.

**SCOUTING THE GATORS**

» Florida is 14-13 overall, 5-10 in SEC play. The Gators have lost four of their last five, but two have been by four points or less and a third went to overtime.  
 » The Gators average 76.0 points per game while giving up 71.2.  
 » Florida has two of the top four scorers in the SEC with Aliyah Matharu (18.1 ppg) and Leilani Correa (17.7 ppg) leading the way.  
 » Sunday's game will feature the top two scorers in the SEC in league games. In SEC games, Correa leads the league in scoring with 21.3 points/game, and Auburn's Honesty Scott-Grayson is second with 20.7 points/game.

**SCOUTING AUBURN**

» Auburn is 18-10 overall, 7-8 in SEC play. The latest ESPN "Bracketology" lists the Tigers as "last four in" as of March 1.  
 » The Tigers have four total road wins this season, the most since winning 10 times on the road in 2018-19.  
 » Auburn has three top-30 wins this year, defeating NET No. 9 LSU, No. 26 Washington State, and No. 28.  
 » The Tigers are 15-1 this season when shooting at least 40% from the field.  
 » Graduate student Honesty Scott-Grayson has scored 15+ points in 14 of 15 SEC games this season and 20+ points 10 times overall, including a stretch of five straight games. She scored a career-high 32 points on Senior Night in a win over Mississippi State. Previously, she matched a then-career high with 31 points vs. No. 1 South Carolina on Feb. 1. She followed that up with a 27-point performance at Arkansas, then a 24-point night at Missouri. She was named SEC Player of the Week after a 21-point performance in the win over LSU, then matched that output with 21 in the win over Georgia. She leads the team with 18.4 points/game (3rd SEC) and also averages 4.3 rebounds and 2.3 assists. She averages 20.7 points/game in SEC play (2nd in SEC), and has scored in double figures in 25 out of 27 games she has played this year.  
 » JaMya Mingo-Young leads Auburn with 4.0

**SEC STANDINGS & SCHEDULE**

	<i>(thru games of 2/29)</i>					
	SEC Games			All Games		
	W	L	Pct.	W	L	Pct.
^South Carolina	15	0	1.000	28	0	1.000
LSU	12	3	.800	25	4	.862
Ole Miss	11	4	.733	21	7	.750
Tennessee	10	5	.667	17	10	.630
Alabama	9	6	.600	22	8	.733
Vanderbilt	8	7	.533	21	8	.724
AUBURN	7	8	.467	18	10	.643
Mississippi St.	7	8	.467	20	10	.667
Texas A&M	6	9	.400	18	10	.643
Arkansas	6	9	.400	18	12	.600
Florida	5	10	.333	14	13	.519
Kentucky	4	11	.267	11	18	.379
Georgia	3	12	.200	12	16	.414
Missouri	2	13	.133	11	17	.393

**Thursday, Feb. 29**



Alabama 76, Florida 73  
 South Carolina 98, Arkansas 61  
 Auburn 77, Mississippi State 60  
 LSU 80, Georgia 54  
 Ole Miss 75, Kentucky 45  
 Vanderbilt 68, Missouri 61  
 Tennessee 75, Texas A&M 66

**Sunday, March 3**

\*11 am - Tennessee at South Carolina (ESPN)  
 \*11 am - Auburn at Florida (SECN)  
 \*1 pm - Georgia at Vanderbilt (+)  
 \*1 pm - Kentucky at LSU (SECN)  
 \*2 pm - Alabama at Texas A&M (+)  
 \*2 pm - Missouri at Mississippi State (+)  
 \*3 pm - Arkansas at Ole Miss (SECN)

END OF REGULAR SEASON

**Inside the Numbers**

		
CATEGORY	AUBURN	FLORIDA
Points Per Game	66.9	76.0
Scoring Margin	+9.3	+4.8
Field Goal %	40.2%	43.5%
Opp. Field Goal %	37.5%	40.2%
3 pt Field Goal %	28.3%	33.4%
Opp. 3FG %	28.4%	32.8%
Rebounds	37.3	37.3
Opp. Rebounds	36.9	40.4
Rebound Margin	+0.4	-3.0
Turnovers	15.0	15.0
Opp. Turnovers	20.9	18.1
Steals	10.6	9.7
Opp. Steals	7.2	6.9
Blocks	3.8	3.3
Opp. Blocks	3.3	3.1

## Associated Press Top 25

(Week 17: Feb. 26)

Rk	Team	Record	Prev
1	<b>South Carolina (35)</b>	<b>27-0</b>	<b>1</b>
2	Ohio State	24-3	2
3	Texas	26-3	5
4	Stanford	24-4	3
5	Virginia Tech	23-4	8
6	Iowa	24-4	4
7	Southern California	21-5	7
8	UCLA	21-5	12
9	<b>LSU</b>	<b>24-4</b>	<b>13</b>
10	Connecticut	24-5	15
11	Oregon State	22-5	11
12	NC State	23-5	6
13	Colorado	20-6	11
14	Indiana	22-4	14
15	Kansas State	23-5	10
16	Gonzaga	28-2	16
17	Notre Dame	21-6	19
18	Utah	20-8	18
19	Syracuse	23-5	17
20	Oklahoma	20-7	23
21	Baylor	21-6	24
22	Louisville	22-7	20
23	Creighton	22-4	21
24t	UNLV	24-2	NR
24t	West Virginia	22-5	23

**Also receiving votes:** Fairfield, Duke, Princeton, North Carolina, Florida State, Columbia, **Ole Miss.**

## USA TODAY Coaches' Top 25

(Week 17: Feb. 27)

Rk	Team	Record	Prev
1	<b>South Carolina (32)</b>	<b>27-0</b>	<b>1</b>
2	Ohio State	24-3	2
3	Texas	26-3	5
4	Virginia Tech	23-4	8
5	Stanford	24-4	3
6	Iowa	24-4	4
7	<b>LSU</b>	<b>24-4</b>	<b>10</b>
8	UCLA	22-5	12
9	Southern California	21-5	7
10	Connecticut	24-5	13
11	NC State	23-5	6
12	Indiana	22-4	16
13	Gonzaga	28-2	15
14	Kansas State	23-5	9
15	Colorado	20-7	11
16	Oregon State	22-5	14
17	Notre Dame	21-6	18
18	Utah	20-8	19
19	Syracuse	23-5	17
20	Creighton	22-4	21
21	Baylor	21-6	24
22	Oklahoma	20-7	25
23	Louisville	22-7	20
24	UNLV	24-2	NR
25	West Virginia	2-5	22

**Also receiving votes:** Princeton, Fairfield, Duke, Saint Joseph's, Ball State, Michigan State, **Tennessee**, Kansas, Richmond.

assists/game, and she is second on the team with 9.2 points/game. She is fifth in the SEC and 8th nationally in assist/turnover ratio (2.3). She is also second in the league in free-throw percentage (85.2%) and made 29 consecutive free throws from the UAB game Dec. 3 until finally missing at Texas A&M Jan. 7. Mingo-Young equaled a season-high with 16 points at LSU, scoring all 16 in the second half in a return to her home state. She also had 16 points against Clemson, hitting 9-of-11 free throw attempts, then matched her scoring output with 16 against Norfolk State and tied an Auburn record going 12-for-12 at the free-throw line. She made the highlight-reel play of the season to clinch the win over LSU, stealing the ball from Angel Reese and drawing a foul with 10 seconds to play and Auburn leading by 2, then sinking both free throws to secure the win.

» Senior Taylen Collins scored a season-best 19 points and had 11 rebounds in the win over Kentucky for her third double-double of the year. Collins had a huge second half to spark the comeback win over UL-Lafayette on Nov. 9 with all nine of her points and 8 of 14 rebounds coming after halftime, and she had a then-season high 17 points vs. Alabama State. She recorded her first Auburn double-double with 10 points and 10 rebounds vs. Alabama A&M, then got her first in SEC play with 12 points and 11 rebounds at Arkansas. She averages 8.3 points and a team-leading 6.5 rebounds.

» Junior Mar'Shaun Bostic scored a season-high 17 points on 7-11 shooting vs. Tennessee. She had a huge game in the opener vs. Jacksonville State with 12 points, 4 assists, 4 steals and 3 rebounds. She then had another huge game against Clemson with 7 points, 4 assists and a career-high 5 steals. Another big game for her came against Georgia when she had 4 points, 5 rebounds, 4 assists and 5 steals.

» Sophomore Sydney Shaw scored a career-high 17 points at UCF and has hit double-figures in six games. Shaw also led the Tigers with 15 points in the Alabama A&M win and scored 11 against Clemson. Shaw knocked down two key 3-pointers in the second half to help the Tigers pull away from Texas A&M; she shared the team lead with 10 points. She is fourth on the team with 6.3 points/game.

» Sophomore Kaitlyn Duhon started the season off with a bang, scoring 13 points along with 3 rebounds and 2 steals in the opener vs. JSU. She showed off her speed against Clemson, especially late in the first half, as she scored 10 points with 3 rebounds and 3 steals. She swiped a career-high 5 steals in just 10 minutes of action vs. Alabama State, and she has started 10 games.

» Freshman Savannah Scott has seen a resurgence since moving back into the starting lineup vs. Alabama. For the season, she averages 4.9 points and 3.4 rebounds, and she was SEC Freshman of the Week the opening week of the season after a double-double at Rutgers.

» Junior college transfer McKenna Eddings had a huge game in the win over Mississippi State, scoring 13 points on 6-of-12 shooting and pulling down a career-high five rebounds. She averages 3.9 points off the bench and has made 18 3-pointers this year, third-most on the team.

## SHUT IT DOWN

» Auburn's defense has been among the best in the SEC so far this year. In 15 SEC games, Auburn is

holding opponents an average of 12.2 points below their season scoring average. Auburn's scoring defense is second in the league in SEC games at 61.7, behind only top-ranked South Carolina (57.3).

» The biggest example was Auburn's home win over No. 7 LSU where the visiting Tigers - at the time the nation's top scoring team - were held to 62 points, their lowest total of the season and nearly 27 points below their season average (as of 2/27).

» Nine SEC opponents have been held at least 10 points below their season average - LSU (26.5 and 17.5), Vanderbilt (15.8), Georgia (15.3), South Carolina (11.0), Missouri (11.5), Kentucky (15.5) and Texas A&M (27.6), Mississippi State (15.4).

## PACKING THE HOUSE

» Auburn has set a new total season attendance record for women's basketball with 55,169 fans through the gates at Neville Arena this season. The average attendance of 3,245 is the second-highest in program history as well.

» Neville Arena saw three of its four all-time largest women's basketball crowds in the first month of the 2024 SEC season.

» Auburn set a Neville Arena record when 7,720 fans filled the stands for the Tigers' upset win over No. 7/4 LSU on Jan. 14; it was the second-largest women's basketball crowd in Auburn history - on Jan. 25, 2009, a crowd of 12,067 packed Beard-Eaves Memorial Coliseum as the Tigers defeated No. 10 Tennessee 82-68 with the Lady Vols fresh off the 2008 national title.

» With 7,720 vs. LSU this year and 12,067 vs. Tennessee in 2009, the two largest crowds in Auburn women's basketball history have seen the Tigers defeat the defending national champions.

» Another huge crowd of 6,075 filed into Neville Arena as the Tigers retired DeWanna Bonner's No. 24 prior to a 78-65 win over Alabama on Jan. 21. That was the third-largest Auburn women's basketball crowd at Neville Arena and ranks 12th all-time.

» On Feb. 1, 4,814 fans were in attendance as the Tigers took on No. 1 South Carolina; it was the fourth-biggest crowd at Neville for women's hoops.

## TOP FIVE WBB HOME ATTENDANCE - ALL VENUES

Date	Opponent	Attendance	Result
1/25/09	Tennessee	12,067 (BEMC)	W 82-68
<b>1/14/24</b>	<b>LSU</b>	<b>7,720 (Arena)</b>	<b>W 67-62</b>
1/23/11	Tennessee	7,536 (Arena)	L 53-73
1/6/89	Tennessee	7,150 (BEMC)	W 65-59
2/22/09	Georgia	7,006 (BEMC)	W 65-59

## TOP FIVE NEVILLE ARENA WBB CROWDS

Date	Opponent	Attendance	Result
<b>1/14/24</b>	<b>LSU</b>	<b>7,720</b>	<b>W 67-62</b>
1/23/11	Tennessee	7,536	L 53-73
<b>1/21/24</b>	<b>Alabama</b>	<b>6,075</b>	<b>W 78-65</b>
<b>2/1/24</b>	<b>South Carolina</b>	<b>4,814</b>	<b>L 54-76</b>
1/1/12	Tennessee	4,269	L 52-73

## TAKING DOWN THE CHAMPS

» Auburn earned one of the most significant wins in college basketball so far this season when the Tigers upset No. 7/4 LSU 67-62 on Jan. 14 at Neville Arena. A record crowd of 7,720 fans were on hand to watch Auburn end LSU's 16-game winning streak and take down the defending national champions.

» The win over LSU was Auburn's seventh all-time over a defending national champion.

**WINS OVER DEFENDING NATIONAL CHAMPIONS**

Date	Opponent	Location	Score
1/14/24	LSU	Auburn	67-62
3/7/09	Tennessee	Little Rock*	78-58
1/25/09	Tennessee	Auburn	82-68
3/2/97	Tennessee	Chattanooga*	61-59
3/5/90	Tennessee	Albany, Ga.*	78-77
3/31/89	Louisiana Tech	Tacoma#	76-71
1/9/88	Tennessee	Knoxville	71-68

\*SEC Tournament #Final Four

**DEFENSE CREATING OFFENSE**

» On average, Auburn scores 21.7 points off opponent turnovers this season. When scoring at least 20 points off turnovers, the Tigers are 12-2, including 4-1 in SEC games (LSU 1-1, Missouri, Texas A&M, Mississippi State).

» Auburn forced Alabama State into 40 turnovers in a 94-37 win on Dec. 13 at home. It tied for the second-most turnovers forced by Auburn in program history and was the most against a Division I opponent.

» The Tigers scored 53 points off those 40 turnovers, the most since at least 2005-06 when records on that statistic are available.

» Under Harris, the Tigers have forced 25 or more turnovers nine times and 30 or more on four occasions.

» Auburn is 33-0 all-time when forcing 30 or more turnovers in a game.

» The Tigers have forced 20 or more turnovers in 16 games this year; Auburn is 11-5 in those games.

**TURNOVERS FORCED - ALL-TIME TOP 10**

Date	Opponent	Turnovers	Result
12/17/00	Puerto Rico-Mayaguez	45	W 106-25
12/13/23	Alabama State	40	W 94-37
2/14/95	Lynn	40	W 107-25
12/29/03	Alabama A&M	39	W 95-28
12/5/01	Tennessee State	39	W 96-46
11/11/16	Troy	38	W 61-52
12/22/11	Central Connecticut St.	37	W 49-40
11/14/08	at Alabama A&M	37	W 91-53
12/18/22	Samford	36	W 91-37
11/29/17	ULM	35	W 67-41
12/16/15	Winthrop	35	W 76-33

**GRINCH MODE**

» Auburn embraced the Christmas spirit - the Grinch's one of stealing, that is - in their win over Alabama State when they set a new program record with 28 steals in a 94-37 win. Senior Carsen McFadden swiped the record-breaking 25th steal in the 4th quarter.

» The previous Auburn record was 24 steals, tied most recently last season when the Tigers accomplished the feat against Samford on Dec. 19.

» Through games of Feb. 19, Auburn is one of 12 teams nationally to record at least 28 steals in a game and one of just three to do it against another Division I team. It was just the fifth time in the last five years for a Division I team to record 25 or more steals against a DI opponent.

» The last SEC team to record at least at least 28 steals in a game, interestingly enough, was the 2013-14 Mississippi State Bulldogs - with then-assistant coach Johnnie Harris in her second year in Starkville. That team recorded 30 steals in a win over New Orleans. In that game, MSU was led with 7 steals by current Auburn assistant coach Savannah Carter, who filled the stat sheet with 10 points, 10

rebounds and 5 assists.

**SINGLE-GAME STEALS - ALL-TIME TOP 10**

Date	Opponent	Steals	Result
12/13/23	Alabama State	28	W 94-37
12/19/22	Samford	24	W 91-37
12/5/15	East Carolina	24	W 83-69
12/5/01	Tennessee State	24	W 96-46
12/21/04	Monmouth	23	W 73-44
12/7/03	Buffalo	23	W 82-32
12/17/00	Puerto Rico-Mayaguez	23	W 106-25
11/11/16	Troy	22	W 61-52
11/14/14	Troy	22	W 71-54
12/29/12	Samford	22	W 80-51

**UP TO THE CHALLENGE**

» Auburn's 83-53 win over Clemson Nov. 30 in the final game of the inaugural ACC/SEC Challenge clinched a 7-7 tie in the 14-game event.

» Auburn's 30-point margin of victory was also the largest by any team, men or women, in the three-day Challenge.

» With wins by the Auburn men over Virginia Tech Nov. 29 and the women over Clemson Nov. 30, Auburn was one of just four SEC schools to win both the men's and women's contests in the Challenge (Arkansas, Kentucky, South Carolina were the others).

**POWER OVER POWER**

» Blowout wins over Power 5 opponents have been rare. The 83-53 win over Clemson Nov. 30 was the largest margin of victory for Auburn against a major conference opponent since a 77-39 win over Alabama during the 2018-19 season.

» The Clemson win, along with a 76-56 win over Rutgers and a 28-point win over Kentucky, has given Auburn three wins of 20+ points over a major conference opponent this season; that hasn't happened since the 2008-09 season when the SEC Champion Tigers did it four times.

» Auburn has posted three wins over non-conference Power 5 opponents this season, the most since the 2008-09 season.

**LAST 10 WINS OF 20+ VS. POWER 5 TEAMS**

Date	Opponent	Location	Result
2/15/23	Kentucky	Auburn	W 78-50
11/30/23	Clemson	Auburn	W 83-53
11/12/23	Rutgers	Piscataway	W 76-56
2/17/19	Alabama	Auburn	W 77-39
12/31/17	Florida	Auburn	W 84-55
1/8/17	Ole Miss	Auburn	W 83-60
2/14/16	Florida	Auburn	W 80-58
3/4/15	Florida	Little Rock	W 71-49
1/16/14	Alabama	Tuscaloosa	W 61-39
1/10/13	Ole Miss	Auburn	W 76-52
2/23/12	Alabama	Auburn	W 81-40

**ON THIS DATE**

» Auburn is 8-7 all-time on March 3. The last game on this date was a 69-62 loss to Florida in the 2021 SEC Tournament.

**AUBURN HONOR ROLL**

» **Carsen McFadden:** SEC Community Service Team

» **Savannah Scott:** SEC Freshman of the Week (11/14)

» **Honesty Scott-Grayson:** SEC Player of the Week (1/16); USBWA Ann Meyers Drysdale National Player of the Week (1/16)

**Auburn in the SEC & NCAA Stats**

Category	(Thru games of Feb. 29)		
	Value	SEC	NCAA
Scoring Offense	66.9	12th	144th
Scoring Defense	57.6	3rd	42nd
Scoring Margin	+9.3	6th	67th
Free Throw Pct.	.708	7th	179th
Field Goal Pct.	.402	12th	186th
Field Goal Pct. Def.	.375	4th	49th
3-pt FG Pct.	.283	11th	270th
3-pt FG Pct. Def.	.284	2nd	54th
Rebounds	37.2	12th	142nd
Rebound Margin	+0.4	10th	181st
Blocks	3.8	8th	94th
Assists	12.6	10th	198th
Steals	10.6	2nd	32nd
Turnover Margin	+5.9	1st	12th
Turnovers Forced	20.9	1st	13th
Assist/Turnover	0.84	10th	163rd
3-Point FG Made	3.8	12th	330th

**INDIVIDUALS (All Games)**

Scoring			
Honesty Scott-Grayson	18.4	2nd	45th

**Rebounds**

Taylen Collins	6.5	13th	--
----------------	-----	------	----

**Field Goal Percentage**

Honesty Scott-Grayson	.416	14th	212th
-----------------------	------	------	-------

**Assists**

JaMya Mingo-Young	4.0	8th	119th
-------------------	-----	-----	-------

**Free Throw Percentage**

JaMya Mingo-Young	.852	2nd	49th
Honesty Scott-Grayson	.783	9th	158th

**Steals**

Taylen Collins	1.68	14th	229th
JaMya Mingo-Young	1.64	15th	--

**Assist/Turnover Ratio**

JaMya Mingo-Young	2.3	5th	38th
-------------------	-----	-----	------

**Offensive Rebounds**

Taylen Collins	2.9	8th	--
----------------	-----	-----	----

**INDIVIDUALS (SEC Games ONLY)**

Scoring			
Honesty Scott-Grayson	20.7	2nd	--

**Rebounding**

Taylen Collins	6.5	16th	--
----------------	-----	------	----

**Field Goal Percentage**

Honesty Scott-Grayson	.419	15th	--
-----------------------	------	------	----

**Assists**

JaMya Mingo-Young	3.5	10th	--
-------------------	-----	------	----

**Free Throw Percentage**

JaMya Mingo-Young	.830	8th	--
Honesty Scott-Grayson	.797	9th	--

**Steals**

JaMya Mingo-Young	2.0	9th	--
Taylen Collins	1.7	12th	--

**Assist/Turnover Ratio**

JaMya Mingo-Young	1.7	5th	--
-------------------	-----	-----	----

**Offensive Rebounds**

Taylen Collins	3.1	6th	--
----------------	-----	-----	----

» **JaMya Mingo-Young:** "Best Moment" from "SEC Now" midseason superlatives (last-minute steal vs. LSU)

**SEEING DOUBLE**

» Auburn's first double-double of the season came in game three as freshman Savannah Scott recorded 21 points and 11 rebounds in the Tigers' 76-56 win at Rutgers Nov. 12.

» Senior Taylen Collins earned the first double-double of her Auburn career and her 12th overall with 10 points and 10 rebounds in a win over Alabama A&M Nov. 26.

» Graduate student JaMya Mingo-Young recorded her first double-double as a Tiger and eighth of her career with 13 points, 10 rebounds and 7 assists in a win over North Alabama Dec. 31.

» Collins recorded the second double-double of her Auburn career and first in SEC play with 12 points and 11 rebounds at Arkansas Feb. 4.

» Mingo-Young picked up her second double-double of the season with 10 points and 11 rebounds in the Tigers' win at Missouri Feb. 11.

» Collins earned her third of the season with a season-high 19 points along with 11 rebounds in a win over Kentucky Feb. 18.

**POST ME UP, SCOTTIE**

» Freshman center Savannah Scott could not have asked for a better start to her Auburn career, scoring 50 points in her first three games.

» For her efforts in the opening week of the season, where she led Auburn in scoring twice and recorded her first career double-double with 21 points and 11 rebounds in a win at Rutgers, Scott was named the season's first SEC Freshman of the Week.

**WORKING OVERTIME**

» Auburn is 23-22 all-time in overtime games. The Tigers' last OT game was a 77-76 home win over Ole Miss on Jan. 22, 2023.

**LAST 5 OVERTIME GAMES**

Date	Opponent	Location	Result
1/22/23	Ole Miss	Auburn	W 77-76
1/6/22	at Missouri	Columbia	L 63-72
2/20/20	Mississippi State	Auburn	L 85-92
11/30/19	Dayton	Estero, Fla.	W 76-74
2/3/19	Georgia	Auburn	W 59-58

**NO. 24 NOW IN THE RAFTERS**

» Auburn women's basketball retired DeWanna Bonner's No. 24 prior to the Jan. 21 win over Alabama.

» Bonner is Auburn's all-time leading scorer with 2,162 points and third in career rebounds with 1,047. She was the 2009 SEC Player of the Year and a two-time All-American, and is a 5-time WNBA All-Star.

» Bonner's No. 24 is the fifth jersey retired by Auburn women's basketball, joining Carolyn Jones (No. 21), Ruthie Bolton (No. 25), Becky Jackson (No. 34) and Vickie Orr (No. 50).

**TIGERS IN THE PROS**

» DeWanna Bonner, a 2009 Auburn graduate, completed her 14th season in the WNBA in 2023, her fourth with the Connecticut Sun. A five-time WNBA All-Star, Bonner helped lead the Sun to the WNBA semifinals, where they fell to the Las Vegas Aces.

» Former Tiger Charlene Thomas-Swinson, who

played at Auburn from 1984-87, was an assistant coach for the Las Vegas Aces, who won the 2022 and 2023 WNBA titles.

» Unique Thompson, a 2021 graduate, is currently playing for Nadezhda Orenburg in Russia. Thompson was the No. 19 pick in the 2021 WNBA Draft by the Indiana Fever, and she signed a training camp contract with the Dallas Wings in 2022, but has not played in a WNBA regular-season game.

**WELCOME TO THE FAMILY**

» The Tigers will welcome Jordan Hunter (5-8, G, Trussville, Ala./Hewitt-Trussville HS) and Syriah Daniels (6-0, G, Auburn, Ala./Auburn HS) to the Plains for the 2024-25 season. Daniels is the daughter of Marquis Daniels, former Auburn men's basketball player and current director of player development, and the late Shana Askew Daniels, a former Auburn women's basketball standout.

**THIS, THAT AND THE OTHER**

» Two Tigers are wearing the SEC Graduate patch this season. Honesty Scott-Grayson graduated from Auburn in December 2022, and JaMya Mingo-Young earned her degree at Alabama in 2023 before transferring to the Plains.

» Redshirt freshman Audia Young is part of the SEC Women's Basketball Leadership Council.

» Young's No. 21 is technically retired, but the previous owner of that number - her mother, Carolyn Jones-Young - granted her permission to wear it at Auburn.

» Graduate assistant DeQuann "DQ" Gordon earned his Master's degree in Auburn's December graduation; he is now the Tigers' video coordinator.

**NCAA NET Report (AU & Opponents)**

(As of 3/1/24)

Rk	Team	D1 Record	AU Result
1	South Carolina	28-0	L
9	LSU	25-4	W/L
26	Washington State	17-13	W
28	Alabama	22-8	W/L
36	Tennessee	17-10	L
39	Ole Miss	21-7	L
42	Texas A&M	18-10	L/W
<b>45</b>	<b>AUBURN</b>	<b>18-10</b>	
46	Mississippi State	20-10	W
56	Vanderbilt	21-8	L
59	Florida	14-13	--
63	California	17-12	L
66	Arkansas	18-11	L
81	Missouri	11-17	W
89	Clemson	12-17	W
90	UCF	11-15	L
93	Georgia	12-16	W
117	Norfolk State	20-5	W
145	UAB	17-10	W
149	Rutgers	8-22	W
159	Kentucky	11-18	W
179	Louisiana-Lafayette	12-13	W
240	Little Rock	11-17	W
259	North Alabama	10-16	W
261	Jacksonville State	8-16	W
266	Alabama A&M	13-13	W
355	Alabama State	3-23	W



## Auburn Career Record Watch

## Auburn Career Scoring

No.	Player	Years	Points
1.	DeWanna Bonner	2005-09	2,162
2.	Becky Jackson	1980-84	2,068
3.	Vickie Orr	1985-89	2,035
4.	Marianne Merritt	1975-79	1,979
5.	Carolyn Jones	1988-91	1,831
6.	Natasha Brackett	2001-05	1,716
7.	Janiah McKay	2015-19	1,647
8.	Brandy Montgomery	2013-17	1,644
9.	Mae Ola Bolton	1984-88	1,616
10.	Alli Smalley	2007-11	1,601
11.	Angie Hannah	1978-82	1,583
12.	<b>Honesty Scott-Grayson</b>	<b>2020-pres.</b>	<b>1,561</b>
13.	Unique Thompson	2017-21	1,540
14.	Tyrese Tanner	2010-14	1,515
14.	Le'Coe Willingham	1999-03	1,475
16.	Lori Monroe	1979-83	1,415
17.	Tasha Hamilton	1997-01	1,402
18.	Sherell Hobbs	2005-09	1,372
19.	Linda Godby	1986-90	1,365
20.	Tra'Cee Tanner	2012-16	1,327
21.	Debra Larkin	1981-85	1,310
22.	C.C. Hayden	1989-92	1,306
23.	Katie Frerking	2013-17	1,271
24.	Conswella Sparrow	1997-00	1,249
25.	Blanche Alverson	2009-13	1,244
	Brenda Hill	1981-85	1,222
27.	Daisa Alexander	2016-20	1,215
28.	Monique Morehouse	1992-96	1,191
29.	Lauretta Freeman	1989-93	1,188
30.	Hasina Muhammad	2001-15	1,184
	Sharon Stewart	1984-88	1,184
32.	Ruthie Bolton	1985-89	1,176
33.	Tiffany Krantz	1996-2000	1,136
34.	Samantha Williams	1992-96	1,106
35.	KeKe Carrier	2005-10	1,017
36.	Helene Baroodly	1983-87	1,011

## Auburn Career Field Goals

No.	Player	Years	FG
1.	Becky Jackson	1980-84	864
	Vickie Orr	1985-89	864
3.	Marianne Merritt	1975-79	837
4.	DeWanna Bonner	2005-09	744
5.	Angie Hannah	1979-82	735
6.	Mae Ola Bolton	1984-88	697
7.	Carolyn Jones	1988-91	645
8.	Natasha Brackett	2001-05	641
9.	Brandy Montgomery	2013-17	627
10.	Unique Thompson	2017-21	605
--	<b>Honesty Scott-Grayson</b>	<b>2020-pres.</b>	<b>568</b>

## Auburn Career Field Goal Attempts

No.	Player	Years	FGA
1.	Marianne Merritt	1975-79	1,795
2.	Brandy Montgomery	2013-17	1,689
3.	DeWanna Bonner	2005-09	1,633
4.	Vickie Orr	1985-89	1,528
5.	Natasha Brackett	2001-05	1,514
6.	Janiah McKay	2015-19	1,478
7.	Alli Smalley	2007-11	1,452
8.	Becky Jackson	1980-84	1,435
9.	<b>Honesty Scott-Grayson</b>	<b>2020-pres.</b>	<b>1,404</b>
10.	Angie Hannah	1979-82	1,396

## Auburn Career Assists

No.	Player	Years	Assists
1.	Whitney Boddie	2005-09	603
2.	Renae Halbrooks	1978-82	593
3.	Helene Baroodly	1983-87	587
4.	Kristen Mulligan	1992-96	551
5.	Ruthie Bolton	1985-89	526
6.	Martha Monk	1979-81	525
7.	Chantel Tremitiere	1987-91	490
8.	Janiah McKay	2015-19	448
9.	Tiffany Krantz	1996-2000	414
10.	Debra Larkin	1981-85	386
11.	Samantha Williams	1991-96	323
12.	Nicole Louden	2001-05	311
13.	Katie Frerking	2013-17	307
14.	Alli Smalley	2007-11	303
15.	Morgan Toles	2009-11	267
16.	Najat Ouardad	2011-13	259
17.	Cindy Sagrera	1981-84	254
18.	Mae Ola Bolton	1984-88	252
19.	Nitasha Brown	2002-06	236
20.	DeWanna Bonner	2005-09	226
21.	<b>Honesty Scott-Grayson</b>	<b>2020-present</b>	<b>220</b>
21.	Tasha Hamilton	1997-2001	219
23.	Angie Hannah	1978-82	214
24.	Lynn Stevenson	1987-91	212
25.	LaRita Spencer	1999-2001	209
26.	Terryland Robinson	1989-93	207
27.	Diann McNeil	1984-88	202
28.	Justine Agbatan	1995-98	201
29.	Nancy Derrick	2000-04	200
	Sherell Hobbs	2005-09	200
--	<b>Mar'Shaun Bostic</b>	<b>2021-present</b>	<b>172</b>

## Auburn Career Scoring Average

No.	Player	Years	Avg.
1.	Marianne Merritt	1975-79	20.4
2.	Carolyn Jones	1988-91	18.3
3.	Becky Jackson	1980-84	17.8
4.	DeWanna Bonner	2005-09	17.2
5.	Vickie Orr	1985-89	15.5
6.	<b>Honesty Scott-Grayson</b>	<b>2020-present</b>	<b>14.6</b>
7.	Conswella Sparrow	1997-00	14.5
8.	Unique Thompson	2017-21	14.1
9.	Natasha Brackett	2001-05	14.0
10.	C.C. Hayden	1989-92	13.6

## Auburn Career 3-Pointers Made

No.	Player	Years	3FG
1.	Alli Smalley	2007-11	219
2.	Blanche Alverson	2009-13	213
3.	Brandy Montgomery	2013-17	205
4.	Tiffany Krantz	1996-00	184
5.	Natasha Brackett	2001-05	171
6.	Samantha Williams	1992-96	161
7.	Kristen Mulligan	1992-96	149
8.	Katie Frerking	2013-17	147
9.	Daisa Alexander	2016-20	130
10.	<b>Honesty Scott-Grayson</b>	<b>2020-pres.</b>	<b>123</b>

## Auburn Career 3-Point Attempts

No.	Player	Years	3FGA
1.	Brandy Montgomery	2013-17	688
2.	Alli Smalley	2007-11	637
3.	Blanche Alverson	2009-13	618
4.	Natasha Brackett	2001-05	545
5.	Tiffany Krantz	1996-2000	520
6.	Katie Frerking	2013-17	518
7.	Samantha Williams	1992-96	500
8.	Daisa Alexander	2016-20	398
9.	<b>Honesty Scott-Grayson</b>	<b>2020-pres.</b>	<b>391</b>
10.	Kristen Mulligan	1992-96	370

## Auburn Career Free Throws Made

No.	Player	Years	FT
1.	DeWanna Bonner	2005-09	600
2.	Janiah McKay	2015-19	443
3.	Carolyn Jones	1988-91	438
4.	Tyrese Tanner	2010-14	376
5.	Conswella Sparrow	1997-2000	346
	Le'Coe Willingham	1999-2004	346
7.	Becky Jackson	1980-84	340
8.	Unique Thompson	2017-21	329
9.	Vickie Orr	1985-89	307
10.	Marianne Merritt	1975-79	305
--	<b>Honesty Scott-Grayson</b>	<b>2020-pres.</b>	<b>302</b>

## TIGERS' RECORD WHEN...

	2023-24	Harris Era
At Home.....	14-3	36-15
On the Road.....	4-7	7-25
At a Neutral Site.....	0-0	1-3
When wearing white.....	10-3	31-16
When wearing orange.....	3-1	3-1
When wearing blue.....	4-6	8-25
When wearing pink.....	1-0	2-1
Leading at the half.....	15-4	37-8
Trailing at the half.....	3-6	7-35
Tied at the half.....	0-0	0-0
Scores 100+ points.....	0-0	0-0
Scores 90-99 points.....	1-0	4-0
Scores 80-89 points.....	1-0	5-1
Scores 70-79 points.....	8-1	22-3
Scores 60-69 points.....	6-3	10-12
Scores fewer than 60 points.....	2-6	3-27
Holds opponent under 60 points.....	12-2	26-8
Holds opponent under 50 points.....	8-0	16-0
Holds opponent under 40 points.....	2-0	3-0
Force 25 or more turnovers.....	4-0	9-0
Shoots 50% FG or better.....	0-0	6-0
Shoots 40-49% FG.....	15-1	28-12
Shoots 39.9% or under FG.....	3-9	8-31
Holds opponent under 40% FG.....	12-3	33-9
Holds opponent under 30% FG.....	3-0	10-0
Shoots higher FG% than opponent.....	14-2	36-6
Shoots lower FG% than opponent.....	4-8	8-37
Shoots same FG% as opponent.....	0-0	0-0
Shoots higher FT% than opponent.....	9-3	22-14
Shoots lower FT% than opponent.....	9-7	20-29
Shoots same FT% as opponent.....	0-0	2-0
Out-rebounds opponent.....	12-2	24-8
Out-rebounded by opponent.....	5-8	18-33
Tied in rebounds.....	1-0	2-2
Versus ranked opponent.....	1-2	4-9
In overtime.....	0-0	1-1
Games decided by 3 points or less.....	0-3	4-8
Games decided by 4-5 points.....	1-1	2-3
Games decided by 6-10 points.....	3-3	10-11
Games decided by 11-20 points.....	5-1	11-10
Games decided by 21-30 points.....	6-2	10-5
Games decided by 30+ points.....	2-0	7-6
In November.....	5-2	13-7
In December.....	6-0	13-1
In January.....	3-4	7-17
In February.....	4-4	6-15
In March.....	0-0	1-3

## 2023-24 Auburn Superlatives...

## First Half

Most points scored in the first quarter.....	27 vs. Alabama State (12/13/23)
Most points scored in the second quarter.....	27 at Rutgers (11/12/23)
Most points scored in the first half.....	46 vs. Alabama State (12/13/23)
Fewest points scored in the first half.....	16 vs. Louisiana-Lafayette (11/9/23)
Fewest points allowed in the first half.....	13 vs. Alabama State (12/13/23)
Most points allowed in the first half.....	40 at LSU (2/22/24)
Best FG % in the first half.....	.577 at Alabama (2/18/24)
Worst FG % in the first half.....	.212 at Ole Miss (1/11/24)
Best FG % by an opponent in the first half.....	.591 vs. Washington State (12/20/23)
Worst FG % by an opponent in the first half.....	.229 vs. Kentucky (2/15/24)
Most rebounds in the first half.....	28 vs. Kentucky (2/15/24)
Fewest rebounds in the first half.....	10 at LSU (2/22/24)
Most rebounds by an opponent in the first half.....	26 vs. South Carolina (2/1/24)
Fewest rebounds by an opponent in the first half.....	9 vs. Alabama State (12/13/23)

## Second Half

Most points scored in the third quarter.....	30 vs. Alabama State (12/13/23)
Most points scored in the fourth quarter.....	28 vs. Alabama (1/21/24)
Most points scored in an overtime period.....	
Most points scored in the second half.....	49 vs. North Alabama (12/31/23)
Fewest points scored in the second half.....	24 at Texas A&M (1/7/24) & at Alabama (2/18/24)
Fewest points allowed in the second half.....	19 vs. Norfolk State (12/16/23)
Most points allowed in the second half.....	49 vs. South Carolina (2/1/24) & at Arkansas (2/4/24)
Best FG % in the second half.....	.538 vs. Washington State (12/20/23)
Worst FG % in the second half.....	.250 vs. Tennessee (1/4/24)
Best FG % by an opponent in the second half.....	.563 vs. South Carolina (2/1/24)
Worst FG % by an opponent in the second half.....	.259 vs. Norfolk State (12/16/23)
Most rebounds in the second half.....	25 vs. Louisiana-Lafayette (11/9/23)
Fewest rebounds in the second half.....	11 at Vanderbilt (1/18/24)
Most rebounds by an opponent in the second half.....	25 vs. California (11/17/23), vs. Tennessee (1/4/24), vs. Miss. State (2/29/24)
Fewest rebounds by an opponent in the second half.....	9 vs. Louisiana-Lafayette (11/9/23)

## Game

Most points scored.....	94 vs. Alabama State (12/13/23)
Fewest points scored.....	44 at Texas A&M (1/7/24)
Most points allowed.....	76 vs. South Carolina (2/1/24)
Fewest points allowed.....	37 vs. Alabama State (12/13/23)
Best FG %.....	.475 vs. Jacksonville State (11/6/23) & vs. Clemson (11/30/23)
Worst FG %.....	.291 at Ole Miss (1/11/24)
Best FG % by an opponent.....	.500 vs. Tennessee (1/4/24)
Worst FG % by an opponent.....	.262 vs. Alabama A&M (11/27/23)
Most rebounds.....	46 vs. Louisiana-Lafayette (11/9/23)
Fewest rebounds.....	28 at LSU (2/22/24)
Most rebounds by an opponent.....	48 vs. South Carolina (2/1/24)
Fewest rebounds by an opponent.....	25 at Little Rock (12/10/23)

## Miscellaneous

Highest-scoring quarter.....	30, 3Q vs. Alabama State (12/13/23)
Lowest-scoring quarter.....	4, 1Q vs. Louisiana-Lafayette (11/9/23)
Highest-scoring opponent quarter.....	31, 3Q at Arkansas (2/4/24)
Lowest-scoring opponent quarter.....	2, 1Q vs. Alabama State (12/13/23)
Largest margin in a single quarter.....	+25 (27-2), vs. Alabama State (12/13/23)
Largest margin of victory.....	57 vs. Alabama State (12/13/23)
Smallest margin of victory.....	5 vs. LSU (1/14/24)
Largest margin of defeat.....	22 at Texas A&M (1/7/24) & vs. South Carolina (2/1/24)
Smallest margin of defeat.....	2 at Arkansas (2/4/24)
Largest halftime lead.....	33 vs. Alabama State (12/13/23)
Smallest halftime lead.....	1 at Vanderbilt (1/18/24)
Times tied at halftime.....	
Largest halftime deficit.....	12 vs. California (11/17/23) & at Texas A&M (1/7/24)
Smallest halftime deficit.....	1 at UCF (11/20/23)
Largest rebounding margin.....	+16 vs. Louisiana-Lafayette (11/9/23)
Smallest rebounding margin.....	+1 vs. Washington State (12/20/23)
Last time tied in rebounding.....	42-42 vs. Alabama A&M (11/27/23)
Largest rebounding deficit.....	-14 at Texas A&M (1/7/24) & at LSU (2/22/24)
Smallest rebounding deficit.....	-1 at Vanderbilt (1/18/24) & vs. Miss. State (2/29/24)
Largest deficit overcome to win game.....	13 at Rutgers (11/12/23)
Largest lead lost.....	15 at Arkansas (2/4/24)

MISCELLANEOUS STATISTICS (incl. previous schools)

Double-Doubles	Season	Career
Taylen Collins	3	14
JaMya Mingo-Young	2	9
Savannah Scott	1	1
Honesty Scott-Grayson	0	3

30+ Point Games	Season	Career
Honesty Scott-Grayson	2	4

20+ Point Games	Season	Career
Honesty Scott-Grayson	10	24
Savannah Scott	1	1
Mar'Shaun Bostic	0	1
Taylen Collins	0	1

10+ Rebound Games	Season	Career
Taylen Collins	4	20
JaMya Mingo-Young	2	12
Savannah Scott	1	1
Honesty Scott-Grayson	0	3

10+ Assist Games	Season	Career

5+ Steal Games	Season	Career
Mar'Shaun Bostic	2	2
Honesty Scott-Grayson	1	8
JaMya Mingo-Young	1	5
Celia Sumbane	1	1
Kaitlyn Duhon	1	1
Taylen Collins	0	3

5+ Block Games	Season	Career

GAMES LED AUBURN IN...

Scoring	Season	Career
Honesty Scott-Grayson	20	49
Sydney Shaw	3	5
Savannah Scott	2	2
JaMya Mingo-Young	2	2
Mar'Shaun Bostic	1	2
McKenna Eddings	1	1
Taylen Collins	1	1

Rebounding	Season	Career
Taylen Collins	14	14
JaMya Mingo-Young	8	8
Honesty Scott-Grayson	3	17
Savannah Scott	2	2
Oyindamola Akinbolawa	1	3
Sydney Shaw	1	2
Celia Sumbane	1	1
Kaitlyn Duhon	0	4
Mar'Shaun Bostic	0	1

Assists	Season	Career
JaMya Mingo-Young	18	18
Mar'Shaun Bostic	6	19
Honesty Scott-Grayson	5	25
McKenna Eddings	2	2
Sydney Shaw	1	11
Taylen Collins	1	1
Celia Sumbane	1	1
Kaitlyn Duhon	0	1
Carsen McFadden	0	1

(includes games where lead was shared)

2023-24 DOUBLE-DOUBLES

- Savannah Scott at Rutgers - 21 pts, 11 reb
- Taylen Collins vs. Alabama A&M - 10 pts, 10 reb
- JaMya Mingo-Young vs. UNA - 13 pts, 10 reb
- Taylen Collins at Arkansas - 12 pts, 11 reb
- JaMya Mingo-Young at Missouri - 10 pts, 11 reb
- Taylen Collins vs. Kentucky - 19 pts, 11 reb

Last Time an Auburn Team...

Scored 90 points	Auburn 94, Alabama State 37, in Auburn, Ala. (Dec. 13, 2023)
Scored 90 points in an SEC game	Auburn 95, Missouri 82, in Columbia, Mo. (Feb. 27, 2020)
Scored 100 points	Auburn 119, Sam Houston State 54, in Auburn, Ala. (Dec. 5, 2008)
Scored 100 points against an SEC opponent	Auburn 102, Tennessee 96, SEC Tournament in Albany, Ga. (Mar. 6, 1987)
Scored 100 points in an SEC regular-season game	Auburn 111, Vanderbilt 67, in Auburn, Ala. (Feb. 18, 1987)
Scored 100 points at home	Auburn 119, Sam Houston State 54, in Auburn, Ala. (Dec. 5, 2008)
Scored 100 points in a true road game	Auburn 103, Mercer 29, in Macon, Ga. (Feb. 23, 1987)
Scored 100+ points	Auburn 119, Sam Houston State 54, in Auburn, Ala. (Dec. 5, 2008)
Scored 80 points and lost	Indiana 96, Auburn 81, in Las Vegas, Nev. (Nov. 25, 2022)
Scored 90 points and lost	Kentucky 91, Auburn 90 [2OT], in Auburn, Ala. (Feb. 2, 1986)
Scored 100 points and lost	Never
Scored 50-59 points in a half	51 (1st half) vs. Charleston Southern in Auburn, Ala. (Nov. 26, 2021)
Scored 60 or more points in a half	62 (2nd half) vs. Drake in New Orleans, La. (Dec. 21, 2016)
Scored 30 or more points in a quarter	30 (3rd quarter) vs. Alabama State in Auburn, Ala. (Dec. 13, 2023)
Scored 50 points or less in a game	Vanderbilt 53, Auburn 50 in Nashville, Tenn. (Jan. 18, 2024)
Scored 50 points or less and won	Auburn 47, Missouri 45 [SEC] in Jacksonville, Fla. (March 3, 2016)
Scored 40 points or less in a game	South Carolina 75, Auburn 38, in Columbia, S.C. (Feb. 17, 2022)
Scored less than 10 points in a quarter	6 points (1st quarter) vs. Texas A&M in Auburn, Ala. (Feb. 25, 2024)
Scored less than 20 points in a 1st half	16 points vs. UL-Lafayette in Auburn, Ala. (Nov. 9, 2023)
Scored less than 20 points in a 2nd half	17 points at South Carolina in Columbia, S.C. (Feb. 17, 2022)
Had 35+ rebound margin	36 - (52-16) vs. Alabama A&M in Normal, Ala. (Nov. 19, 2013)
Had 25+ rebound margin	33 - (53-26) vs. Grambling State in Auburn, Ala. (Nov. 6, 2018)
Had 20+ rebound margin	20 (51-31) vs. Alabama State in Auburn, Ala. (Nov. 16, 2021)
Attempted 30 free throws	30 - vs. Clemson in Auburn, Ala. (Nov. 30, 2023)
Attempted 35 free throws	35 - vs. Charleston Southern in Auburn, Ala. (Nov. 26, 2021)
Attempted 40 free throws	41 - vs. Alabama State in Auburn, Ala. (Nov. 15, 2006)
Attempted 5 free throws or less	3 - at Texas A&M in College Station, Texas (Feb. 23, 2020)
Did not attempt a free throw	Never
Made 20-24 free throws	21 - vs. Alabama in Auburn, Ala. (Jan. 11, 2024)
Made 25+ free throws	26 - vs. Charleston Southern in Auburn, Ala. (Nov. 26, 2021)
Made 30 free throws	31 - vs. Northwestern State (31-43) (Dec. 30, 2003)
Had 25 assists	25 - vs. Alabama State in Auburn, Ala. (Dec. 13, 2023)
Had 25 turnovers	27 - vs. Georgia in Auburn, Ala. (Jan. 3, 2021)
Had 10 turnovers or less	6 - vs. Mississippi State in Auburn, Ala. (Feb. 29, 2024)
Had 25+ steals	28 (program record) - vs. Alabama State in Auburn, Ala. (Dec. 13, 2023)
Had 20-24 steals	24 - vs. Samford in Auburn, Ala. (Dec. 18, 2022)
Had 15-19 steals	15 - vs. Kentucky in Auburn, Ala. (Feb. 15, 2024)
Had 10-14 blocks	10 - vs. Louisiana Tech in Auburn, Ala. (Nov. 19, 2017)
Had 15+ blocks	15 - at Florida International in Miami, Fla. (Dec. 29, 2014)
Won an overtime game	Auburn 77, Ole Miss 76 [1OT] in Auburn, Ala. (Jan. 22, 2023)
Lost an overtime game	Missouri 72, Auburn 63 [1OT] in Columbia, Mo. (Jan. 6, 2022)
Played a double overtime game	Auburn 70, Alabama 65 [2OT] in Auburn, Ala. (Feb. 27, 2014)
Played three or more overtimes	Never
Shot 70% for a half	71.4% (15-of-21), 2nd half vs. UL-Lafayette in Auburn, Ala. (Dec. 11, 2022)
Shot 60% for a game	60.4% (29-of-48) vs. Oklahoma State in Auburn, Ala. (Dec. 5, 2021)
Shot less than 30% for a game	29.1% (16-of-55) at Ole Miss in Oxford, Miss. (Jan. 11, 2024)
Shot 90-99.9% from the free throw line (min. 10 attempts)	91.7% (11-of-12) vs. North Alabama in Auburn, Ala. (Dec. 31, 2023)
Shot 100% from the free throw line (min. 10 attempts)	100% (16-of-16) vs. Texas A&M in Auburn, Ala. (Jan. 7, 2018)
Shot 50% on 3-pointers (minimum 5 attempts)	50.0% (8-of-16) vs. North Alabama in Auburn, Ala. (Dec. 31, 2023)
Shot 20-30% in a half	21.2% (7-of-33), 1st half vs. Ole Miss in Oxford, Miss. (Jan. 11, 2024)
Shot less than 20% in a half	19.4% (7-of-36), 1st half vs. South Carolina in Auburn, Ala. (Feb. 4, 2021)
Shot 55% or better and lost	58.1% (25-of-43) vs. Tennessee (Jan. 20, 2005)
Made 10+ 3-point field goals	10-of-20 vs. Samford in Auburn, Ala. (Dec. 18, 2022)
Failed to make a 3-point field goal	0-of-16 at Alabama in Tuscaloosa, Ala. (Feb. 12, 2023)
Had 60+ rebounds	61 - vs. Stephen F. Austin in Auburn, Ala. (Dec. 17, 2007)
Had 50-59 rebounds	52 vs. Florida in Auburn, Ala. (Jan. 30, 2023)
Defeated a Top-25 opponent	Auburn 67, #7 LSU 62, in Auburn, Ala. (Jan. 14, 2024)
Defeated a Top-10 opponent	Auburn 67, #7 LSU 62, in Auburn, Ala. (Jan. 14, 2024)
Defeated a Top-25 opponent on the road	Auburn 59, #18 Georgia Tech 51, in Atlanta, Ga. (Nov. 21, 2021)
Won a 1-point game	Auburn 77, Ole Miss 76 (OT) in Auburn, Ala. (Jan. 22, 2023)
Lost a 1-point game	Clemson 56, Auburn 55, in Clemson, S.C. [WNIT] (March 20, 2023)

Last Time an Auburn Player...

Scored 25-29 points	28 - Honesty Scott-Grayson at LSU in Baton Rouge, La. (Feb. 22, 2024)
Scored 30-34 points	32 - Honesty Scott-Grayson vs. Mississippi State in Auburn, Ala. (Feb. 29, 2024)
Scored 35 points	35 - DeWanna Bonner vs. Tennessee in Auburn, Ala. (Jan. 25, 2009)
Scored 40 points	41 - Conswella Sparrow vs. South Alabama (Feb. 17, 1998)
Had 15-19 rebounds	16 - Kharyssa Richardson vs. Florida in Auburn, Ala. (Jan. 30, 2023)
Had 20+ rebounds	23 - Unique Thompson vs. Belmont in Auburn, Ala. (Dec. 20, 2020)
Had 10 assists	10 - Daisa Alexander vs. LSU in Auburn, Ala. (Feb. 16, 2020)
Had 15 assists	18 - Martha Monk vs. Alabama State (Feb. 18, 1981)
Had 5 blocks	6 - Unique Thompson vs. Louisiana Tech in Auburn, Ala. (Nov. 19, 2017)
Had 10 blocks	13 - Marita Payne vs. Arkansas (Feb. 3, 2005)
Had 5 steals	5 - Mar'Shaun Bostic vs. Georgia in Auburn, Ala. (Jan. 29, 2024)
Had 8 steals	8 - Brandy Montgomery vs. East Carolina in Auburn, Ala. (Dec. 5, 2015)
Had 10 steals	10 - Kristen Mulligan vs. Northeast Illinois in Auburn, Ala. (Dec. 18, 1992)
Made 10 field goals	12 - Honesty Scott-Grayson vs. Mississippi State in Auburn, Ala. (Feb. 29, 2024)
Made 15 field goals	15 - Conswella Sparrow (15-16) vs. South Alabama (Feb. 17, 1998)
Attempted 20-24 field goals	23 - Honesty Scott-Grayson (12-23) vs. Mississippi State in Auburn, Ala. (Feb. 29, 2024)
Attempted 25 field goals	25 - Unique Thompson (7-25) at Georgia in Athens, Ga. (Feb. 11, 2021)
Made 5+ three-point field goals	5 - Honesty Scott-Grayson vs. LSU in Baton Rouge, La. (Feb. 22, 2024)
Made 8 three-point field goals	8 - Tiffany Krantz vs. Troy State in Auburn, Ala. (Nov. 21, 1997)
Attempted 10 three-point field goals	10 - Honesty Scott-Grayson vs. Mississippi State in Auburn, Ala. (Feb. 29, 2024)
Attempted 15 three-point field goals	16 - Brandy Montgomery at Marquette in Milwaukee, Wis. (Dec. 13, 2015)
Made 10 free throws	12 - JaMya Mingo-Young in Auburn, Ala. (Dec. 16, 2023)
Made 15 free throws	Never

**SEC PRESEASON POLL (Media Vote)****Order of Finish**

1. LSU
2. South Carolina
3. Tennessee
4. Ole Miss
5. Mississippi State
6. Arkansas
7. Georgia
8. Texas A&M
9. Alabama
10. Florida
11. Missouri
12. Auburn
13. Kentucky
14. Vanderbilt

**Player of the Year**

Angel Reese, LSU

**Preseason All-SEC First Team**

Flau'jae Johnson, LSU  
 Angel Reese, LSU  
 Hailey Van Lith, LSU  
 Kamila Cardoso, South Carolina  
 Rickea Jackson, Tennessee

**Preseason All-SEC Second-Team**

Anneesah Morrow, LSU  
 Madison Scott, Ole Miss  
 Jessica Carter, Mississippi State  
 Jewel Spear, Tennessee  
 Aicha Coulibaly, Texas A&M  
 Jordyn Cambridge, Vanderbilt

**SEC PRESEASON POLL (Coaches' Vote)****Order of Finish**

1. LSU
2. South Carolina
3. Tennessee
4. Ole Miss
5. Mississippi State
6. Texas A&M
7. Arkansas
8. Alabama
9. Georgia
10. Florida
11. Missouri
12. Auburn
13. Vanderbilt
14. Kentucky

**Player of the Year**

Angel Reese, LSU

**All-SEC First Team**

Angel Reese, LSU  
 Hailey Van Lith, LSU  
 Madison Scott, Ole Miss  
 Jessica Carter, Mississippi State  
 Hayley Frank, Missouri  
 Kamila Cardoso, South Carolina  
 Rickea Jackson, Tennessee  
 Jannah Barker, Texas A&M

**All-SEC Second Team**

Makayla Daniels, Arkansas  
 Flau'jae Johnson, LSU  
 Anneesah Morrow, LSU  
 Erynn Barnum, Mississippi State  
 Jerkaila Jordan, Mississippi State  
 Te-Hina Paopao, South Carolina  
 Tamari Key, Tennessee  
 Jewel Spear, Tennessee  
 Aicha Coulibaly, Texas A&M

Shot 100% from the field (min. 5 attempts)..... Romi Levy (6-6) vs. North Florida in Auburn, Ala. (Dec. 20, 2022)  
**Shot 100% at the free throw line (min. 10 attempts)..... JaMya Mingo-Young (12-12) vs. Norfolk State (Dec. 16, 2023)**  
**Made 20+ consecutive free throws..... JaMya Mingo-Young (29): first at UAB, last at Texas A&M (Dec. 3, 2023-Jan. 7, 2024)**  
**Had a double-double..... Taylen Collins (19 pts/11 reb) vs. Kentucky in Auburn, Ala. (Feb. 15, 2024)**  
 Had 2 consecutive double-doubles..... Aicha Coulibaly: 23/11 vs. Kennesaw, 17/12 at Alabama (Dec. 20, 2021-Jan. 2, 2022)  
 Had 3 consecutive double-doubles..... Unique Thompson: 14/14 at Florida, 22/10 vs. Kentucky, 10/10 at Alabama (Jan. 17-24, 2021)  
 Had 13 consecutive double-doubles..... Unique Thompson: First vs. BYU; last at Vandy (March 23, 2019-Jan. 2, 2020)  
 Had 18 consecutive double-doubles (AU record)..... Lauretta Freeman: First vs. Furman, Last vs. Oral Roberts (Dec. 29, 1992-Feb. 23, 1993)  
 Had a double-double at halftime..... Unique Thompson (16 pts/10 rebs) at Iowa State in Ames, Iowa (Nov. 13, 2018)  
 Two players had a double-double..... K. Richardson (15 pts/16 reb) & A. Coulibaly (14 pts/11 reb) vs. Florida in Auburn, Ala. (Jan. 30, 2023)  
 Recorded a double-double with points and assists..... Jannah McKay (16 pts/10 assists) vs. Grambling State (Nov. 6, 2018)  
 Scored 20 points & had 20 rebounds..... Unique Thompson (20 pts/23 reb) vs. Belmont in Auburn, Ala. (Dec. 20, 2020)  
 Had a triple-double..... Whitney Boddie (24 pts./11 rebs./12 asst.) vs. Sam Houston State (Dec. 5, 2008)  
 Two or more players scored 20 points..... Coulibaly (22) & Scott-Grayson (22) vs. Indiana in Las Vegas, Nev. (Nov. 25, 2022)  
 Three players scored 20 points..... Benton (23), Howard (22), Alexander (21) at Missouri in Columbia, Mo. (Feb. 27, 2020)  
 Two players scored 30 points..... Laticia Morris (33) & Tara Williams (30) vs. South Alabama (Jan. 14, 1997)  
**Had 2 straight 25-point games..... Honesty Scott-Grayson: 31 vs. South Carolina, 27 at Arkansas (Feb. 4, 2024)**  
 Had 3 straight 25-point games..... Jannah McKay: 25 pts vs. Texas A&M, 27 pts at South Carolina, 26 pts vs. Arkansas (Jan. 7-14, 2018)  
 Zero players scored in double figures..... at South Carolina in Columbia, S.C. (Feb. 17, 2022)  
**Only one player scored in double figures..... Honesty Scott-Grayson (31) vs. South Carolina in Auburn, Ala. (Feb. 1, 2024)**  
**Five players scored in double figures..... Eddings (14), Mingo-Young (13), Shaw, Scott-Grayson, Duhon (11) vs. North Alabama (Dec. 31, 2023)**  
 Six players scored in double figures..... McKay/Benton (16), Primm (15), Thompson (14), Alexander/Jones (13) vs. Grambling (Nov. 6, 2018)  
 Seven players scored in double figures..... Carrier (19 pts.), Bonner (18 pts.), Smalley (16 pts.), Boddie (13 pts.)  
 R. Hobbs (13 pts.), Hilliard (13 pts.) & S. Hobbs (10 pts.) vs. Sam Houston State (Dec. 5, 2008)  
 Two players had 10 rebounds..... Aicha Coulibaly (10) and Precious Johnson (10) at Kentucky in Lexington, Ky. (Feb. 27, 2022)  
 Three players had 10 rebounds..... J. Greenleaf (12 rebs.), D. Bonner (12 rebs.) & W. Boddie (10 rebs.) vs. Oakland (Nov. 21, 2007)  
 Played every minute..... Honesty Scott-Grayson (40:00) at Alabama in Tuscaloosa, Ala. (Jan. 25, 2022)  
 Played 40 or more minutes in OT game..... S. Wells (43:38) & H. Scott-Grayson (43:00) at Missouri in Columbia, Mo. (Jan. 6, 2022)  
 Attempted a slam dunk..... Hasina Muhammad vs. St. John's in Auburn, Ala. (Dec. 6, 2013)  
 Made a shot from half-court or beyond..... Brooke Moore (end 2nd quarter) vs. Alabama State in Auburn, Ala. (Dec. 29, 2018)  
 Every Auburn player dressed scored..... 11 players vs. Samford in Auburn, Ala. (Dec. 18, 2022)

**Last Time an Auburn Opponent...**

Shot less than 30% in a game (SEC)..... Arkansas - 26.9% (14-of-52) in Auburn, Ala. (Feb. 5, 2023)  
**Shot less than 30% in a game (Non-conf)..... Norfolk State - 27.6% (16-of-58) in Auburn, Ala. (Dec. 16, 2023)**  
 Shot 60% or better in a game..... South Carolina - 63.2% (36-of-57) in Columbia, S.C. (Jan. 5, 2023)  
 Scored 90 points..... South Carolina 94, Auburn 42, in Columbia, S.C. (Jan. 5, 2023)  
 Scored 100 points..... Georgia 102, Auburn 72 in Athens, Ga. (Mar. 3, 1984)  
 Scored 100 points at Auburn..... Tuskegee 105, Auburn 98 (2OT) (Feb. 12, 1979)  
 Had 25+ rebound margin..... 37 - South Carolina (62-25) in Columbia, S.C. (Feb. 17, 2022)  
 Had a 20-24 rebound margin..... 24 - South Carolina (50-26) in Auburn, Ala. (Feb. 9, 2023)  
**Scored 5 points or less in a quarter..... 4 - Kentucky (1st quarter) in Auburn, Ala. (Feb. 15, 2024)**  
**Scored less than 10 points in a quarter..... 6 - Texas A&M (2nd quarter) in Auburn, Ala. (Feb. 25, 2024)**  
 Scored less than 10 points in all four quarters..... Winthrop (9-8-8-8) in Auburn, Ala. (Dec. 16, 2015)  
**Scored 30 or more points in a quarter..... 31 - Arkansas (3rd quarter) in Fayetteville, Ark. (Feb. 4, 2024)**  
 Scored less than 10 points in a half..... 9 - USC Upstate (1st half) in Auburn, Ala. (Nov. 25, 2020)  
**Scored less than 20 points in a half..... 16 - Texas A&M (1st half) in Auburn, Ala. (Feb. 25, 2024)**  
 Had 50 rebounds..... 50 - South Carolina in Auburn, Ala. (Feb. 9, 2023)  
 Had 25 assists..... 25 - South Carolina in Columbia, S.C. (Jan. 5, 2023)  
**Had 25-29 turnovers..... 29 - Texas A&M in Auburn, Ala. (Feb. 25, 2024)**  
 Had 30-34 turnovers..... 33 - Sam Houston in Auburn, Ala. (Nov. 8, 2022)  
**Had 35+ turnovers..... 40 - Alabama State in Auburn, Ala. (Dec. 13, 2023)**  
 Had 15 steals..... 21 - Belmont in Auburn, Ala. (Dec. 20, 2020)  
 Had 10 blocks..... 13 - LSU in Auburn, Ala. (Jan. 9, 2022)  
**Failed to make a 3-point field goal..... LSU (0-2) in Auburn, Ala. (Jan. 14, 2024)**  
 Attempted 35 free throws..... 39 - Arkansas in Auburn, Ala. (Feb. 5, 2023)  
 Made 30 free throws..... 30 - Arkansas (Jan. 22, 1995)  
**Made 10+ three-point field goals..... 10 - Missouri in Columbia, Mo. (Feb. 11, 2024)**  
 Made 15+ three-point field goals..... 15 - Alabama in Auburn, Ala. (Feb. 14, 2021)  
**Scored 41-50 points in a game..... 41 - Texas A&M in Auburn, Ala. (Feb. 25, 2024)**  
**Scored 31-40 points in a game..... 39 - Norfolk State in Auburn, Ala. (Dec. 16, 2023)**  
 Scored 30 points or less..... 26 - Georgia in Athens, Ga. (Feb. 22, 2015)

**Last Time an Opposing Player...**

Scored 30+ points (non-conference)..... 35 - Ajah Wayne of Old Dominion in Auburn, Ala. (Nov. 14, 2019)  
**Scored 30+ points (SEC)..... 33 - Taliah Scott of Arkansas in Fayetteville, Ark. (Feb. 4, 2024)**  
 Scored 35+ points (all games)..... 41 - Jasmine Walker of Alabama in Auburn, Ala. (Feb. 14, 2021)  
 Scored 40+ points (all games)..... 41 - Jasmine Walker of Alabama in Auburn, Ala. (Feb. 14, 2021)  
 Attempted 25 field goals..... 27 - Jantel Lavender (9-27) of Ohio State (Nov. 23, 2008)  
**Scored 20 points & had 20 rebounds..... Angel Reese of LSU (25 pts/20 reb) in Baton Rouge, La. (Feb. 22, 2024)**  
 Two players scored 20 points..... Rhyn Howard (32) and Dre'una Edwards (25) of Kentucky in Lexington, Ky. (Feb. 27, 2022)  
 Three players scored 20 points..... by LSU in Baton Rouge, Chatman (22 pts), Johnson (21 pts) & Lowery (20 pts) (Jan. 12, 1991)  
**No players scored in double figures..... Texas A&M in Auburn, Ala. (Feb. 25, 2024)**  
 Five players scored in double figures..... Holmes (26), Garzon (21), Parris (16), McNeil (16), Scalia (12) of Indiana (Nov. 25, 2022)  
 Six players scored in double figures..... Williams (10), Lewis (13), Bonds (18), Peoples (10), Svetec (12) of Florida (Jan. 26, 2014)  
**Recorded a double-double..... Jerkaila Jordan of Mississippi State (12 pts/10 reb) in Auburn, Ala. (Feb. 29, 2024)**  
**Recorded a double-double with points and assists..... Mama Dembele of Missouri (15 pts/11 reb/11 ast) in Columbia, Mo. (Feb. 11, 2024)**  
**Recorded a triple-double..... Mama Dembele of Missouri (15 pts/11 reb/11 ast) in Columbia, Mo. (Feb. 11, 2024)**  
**Two players recorded a double-double..... A. Reese (24 pts/11 reb) & A. Morrow (12 pts/15 reb) of LSU in Auburn, Ala. (Jan. 14, 2024)**  
 Committed 10+ turnovers..... 10 - Shaquera Wade of Alabama in Greenville, S.C. (March 7, 2019)  
**Had 15-19 rebounds..... 15 - Ashlyn Watkins of South Carolina in Auburn, Ala. (Feb. 1, 2024)**  
**Had 20+ rebounds..... 20 - Angel Reese of LSU in Baton Rouge, La. (Feb. 22, 2024)**  
**Had 10 assists..... 11 - Mama Dembele of Missouri in Columbia, Mo. (Feb. 11, 2024)**  
 Had 15 assists..... 16 - Cindy McMahan of Alabama-Huntsville (Nov. 24, 1980)  
 Had 5 blocks..... 6 - Jenna Staiti of Georgia in Athens, Ga. (Feb. 11, 2021)  
**Had 5 steals..... 5 - De'Mauri Flournoy of Georgia in Auburn, Ala. (Jan. 29, 2024)**  
 Made 15 field goals..... 15 - Chamique Holdscaw (15-21) of Tennessee (Feb. 1, 1998)  
 Made 10 3-point field goals..... 11 - Morgan Eye (11-18) of Missouri in Columbia, Mo. (Jan. 6, 2013)

**Specialty Statistics (Auburn-Opponent)** \*season highs in bold\*

Opponent	Points in the Paint	Points off Turnovers	2nd-Chance Points	Fast-Break Points	Bench Points
Jacksonville State	46-30	24-9	11-0	15-3	27- <b>34</b>
Louisiana-Lafayette	28-24	15-15	16-6	13-3	4-1
at Rutgers	46-20	29-11	13-15	18-13	11-14
California	26-32	11-13	20-4	4-13	29-2
at UCF	22-24	23-24	7-5	7-7	19-5
Alabama A&M	32-24	17-14	14-9	14-8	26-10
Clemson	38-26	29-4	2-7	18-7	39-16
at UAB	38-20	20-11	7- <b>16</b>	15-4	17-25
at Little Rock	28-22	20-13	11-7	12-1	19-10
Alabama State	<b>60-14</b>	<b>53-17</b>	10-6	<b>30-2</b>	<b>40-18</b>
Norfolk State	30-26	32-13	9-8	16-5	20-7
Washington State	28-26	23-14	11-7	8-5	20-15
North Alabama	32-34	19-9	15-8	13-14	34-12
Tennessee	28-30	18-9	12-9	12- <b>25</b>	28-19
at Texas A&M	20-40	11-15	3-10	6-10	10-15
at Ole Miss	24-34	13-15	13-15	4-8	19-17
LSU	28-42	20-15	10-13	16-11	17-4
at Vanderbilt	36-20	18-6	2-6	6-2	11-17
Alabama	36-38	18-17	13-13	17-11	23-8
Georgia	36-16	17-13	10-6	20-15	9-12
South Carolina	22- <b>46</b>	12- <b>28</b>	8-12	8-17	13- <b>34</b>
at Arkansas	30-26	18-4	17-9	14-11	13-0
at Missouri	28-18	24-9	14-5	10-6	21-13
Kentucky	46-32	38-15	<b>23-11</b>	22-10	21-17
at Alabama	32-28	15-17	4-7	12-6	22-7
at LSU	16-40	23-18	6-12	14-16	11-19
Texas A&M	26-28	22-12	17-7	18-5	15-9
Mississippi State	30-28	25-7	19-12	15-4	23-11

**Lead-Deficit Comparison** \*season highs in bold\*

Opponent	Largest Lead	Largest Deficit	Lead Changes	Ties	Result
Jacksonville State	31 (4th, 2:20)	-	0	0	W, 78-49
Louisiana-Lafayette	9 (4th, 6:22)	12 (2nd, 2:25)	6	5	W, 60-54
at Rutgers	23 (3rd, 7:31)	13 (1st, 3:28)	1	2	W, 76-56
California	3 (1st, 9:20)	15 (3rd, 8:56)	1	0	L, 53-67
at UCF	3 (2nd, 3:59)	11 (3rd, 2:10)	9	3	L, 53-60
Alabama A&M	26 (4th, 8:00)	-	0	0	W, 68-45
Clemson	34 (4th, 1:03)	-	0	0	W, 83-53
at UAB	17 (3rd, 1:04)	3 (1st, 1:04)	2	0	W, 72-62
at Little Rock	23 (3rd, 7:54)	-	0	4	W, 58-45
Alabama State	<b>57 (4th, 6:11)</b>	-	0	0	W, 94-37
Norfolk State	32 (4th, 6:36)	1 (2nd, 5:59)	2	2	W, 67-39
Washington State	10 (4th, 4:29)	9 (2nd, 9:24)	5	3	W, 69-62
North Alabama	24 (4th, 6:50)	5 (2nd, 6:17)	7	4	W, 79-58
Tennessee	11 (2nd, 5:06)	12 (4th, 7:21)	7	1	L, 67-75
at Texas A&M	1 (1st, 8:08)	<b>25 (4th, 7:43)</b>	4	0	L, 44-66
at Ole Miss	-	18 (3rd, 3:50)	0	1	L, 55-58
LSU	10 (1st, 0:47)	3 (2nd, 3:12)	<b>17</b>	7	W, 67-62
at Vanderbilt	9 (1st, 4:55)	4 (3rd, 9:08)	<b>17</b>	<b>8</b>	L, 50-53
Alabama	17 (2nd, 6:24)	3 (3rd, 0:48)	2	1	W, 78-65
Georgia	19 (4th, 1:46)	-	0	0	W, 67-49
South Carolina	1 (2nd, 7:16)	<b>25 (4th, 3:45)</b>	2	2	L, 54-76
at Arkansas	15 (2nd, 4:55)	14 (3rd, 0:38)	1	3	L, 72-74
at Missouri	16 (4th, 2:21)	-	0	1	W, 70-59
Kentucky	30 (4th, 0:28)	-	0	0	W, 78-50
at Alabama	10 (3rd, 0:09)	7 (1st, 1:53)	2	2	L, 61-67
at LSU	4 (1st, 8:20)	12 (3rd, 7:52)	8	6	L, 66-71
Texas A&M	16 (4th, 0:31)	7 (1st, 4:56)	2	4	W, 57-41
Mississippi State	17 (4th, 1:25)	-	0	0	W, 77-60



**Game-by-Game Leaders**

Opponent	Points	Rebounds	Assists	Steals	Blocked Shots
Jacksonville State	14-Honesty Scott-Grayson	8-Savannah Scott	4-Bostic/Shaw	4-Mar'Shaun Bostic	1-(four players)
Louisiana-Lafayette	16-Savannah Scott	14-Taylen Collins	3-(three players)	2-Collins/Scott-Grayson	2-Yakiya Milton
at Rutgers	21-Savannah Scott	11-Savannah Scott	4-Honesty Scott-Grayson	3-Celia Sumbane	2-Scott/Sumbane
California	18-Honesty Scott-Grayson	9-Honesty Scott-Grayson	5-JaMya Mingo-Young	1-(seven players)	1-H. Scott-Grayson
at UCF	17-Sydney Shaw	8-Taylen Collins	4-JaMya Mingo-Young	2-Sumbane/Duhon	2-Yakiya Milton
Alabama A&M	15-Sydney Shaw	10-Taylen Collins	3-JaMya Mingo-Young	4-Mar'Shaun Bostic	2-Collins/Eddings
Clemson	18-Honesty Scott-Grayson	6-Sydney Shaw	5-Honesty Scott-Grayson	5-Scott-Grayson/Bostic	2-Taylen Collins
at UAB	22-Honesty Scott-Grayson	8-Taylen Collins	4-Honesty Scott-Grayson	4-Mar'Shaun Bostic	2-Taylen Collins
at Little Rock	12-Honesty Scott-Grayson	8-Taylen Collins	4-JaMya Mingo-Young	2-Shaw/Scott-Grayson	1-JaMya Mingo-Young
Alabama State	24-Honesty Scott-Grayson	7-Celia Sumbane	6-JaMya Mingo-Young	5-Sumbane/Duhon	1-Timya Thurman
Norfolk State	16-JaMya Mingo-Young	5-Mingo-Young/Collins	4-JaMya Mingo-Young	4-Taylen Collins	1-(three players)
Washington State	17-Honesty Scott-Grayson	7-JaMya Mingo-Young	7-JaMya Mingo-Young	3-Collins/Scott-Grayson	1-McKenna Eddings
North Alabama	14-McKenna Eddings	10-JaMya Mingo-Young	7-JaMya Mingo-Young	3-McKenna Eddings	2-Sydney Shaw
Tennessee	17-Mar'Shaun Bostic	6-Taylen Collins	2-Mingo-Young/Eddings	5-JaMya Mingo-Young	1-Celia Sumbane
at Texas A&M	15-Honesty Scott-Grayson	8-JaMya Mingo-Young	3-JaMya Mingo-Young	2-Taylen Collins	1-(four players)
at Ole Miss	16-Honesty Scott-Grayson	6-Oyindamola Akinbolawa	2-Mar'Shaun Bostic	2-Mingo-Young/Akinbolawa	2-Taylen Collins
LSU	21-Honesty Scott-Grayson	7-Taylen Collins	5-JaMya Mingo-Young	4-Celia Sumbane	1-Savannah Scott
at Vanderbilt	15-Honesty Scott-Grayson	9-Taylen Collins	6-Honesty Scott-Grayson	3-JaMya Mingo-Young	1-Sumbane/Collins
Alabama	19-Honesty Scott-Grayson	9-JaMya Mingo-Young	4-Mingo-Young/Sumbane	3-Mar'Shaun Bostic	1-Collins/Akinbolawa
Georgia	21-Honesty Scott-Grayson	6-Honesty Scott-Grayson	4-Mar'Shaun Bostic	5-Mar'Shaun Bostic	1-(four players)
South Carolina	31-Honesty Scott-Grayson	6-Taylen Collins	4-JaMya Mingo-Young	2-(three players)	3-Timya Thurman
at Arkansas	27-Honesty Scott-Grayson	11-Taylen Collins	5-Mar'Shaun Bostic	4-Taylen Collins	3-H. Scott-Grayson
at Missouri	24-Honesty Scott-Grayson	11-JaMya Mingo-Young	5-JaMya Mingo-Young	2-(three players)	1-Scott/Milton
Kentucky	22-Honesty Scott-Grayson	11-Taylen Collins	6-JaMya Mingo-Young	4-JaMya Mingo-Young	2-Sumbane/Collins
at Alabama	15-Honesty Scott-Grayson	7-Taylen Collins	6-JaMya Mingo-Young	2-Yakiya Milton	2-Savannah Scott
at LSU	28-Honesty Scott-Grayson	6-JaMya Mingo-Young	3-Mar'Shaun Bostic	3-Collins/Scott-Grayson	3-Savannah Scott
Texas A&M	10-(three players)	7-Collins/Scott-Grayson	2-Mingo-Young/HSG	3-(three players)	2-Yakiya Milton
Mississippi State	32-Honesty Scott-Grayson	8-JaMya Mingo-Young	7-JaMya Mingo-Young	2-(three players)	1-(three players)

**2023-24 Starting Lineups**

Opponent	Point Guard (1)	Wing (2)	Wing (3)	Wing (4)	Post (5)
Jacksonville State (1)	Bostic	Shaw	Scott-Grayson	Collins	Scott
Louisiana-Lafayette (1)	Bostic	Shaw	Scott-Grayson	Collins	Scott
at Rutgers (1)	Bostic	Shaw	Scott-Grayson	Collins	Scott
California (2)	Bostic	Shaw	Eddings	Collins	Scott
at UCF (1)	Bostic	Shaw	Scott-Grayson	Collins	Scott
Alabama A&M (3)	Bostic	Shaw	Sumbane	Collins	Scott
Clemson (4)	Bostic	Shaw	Scott-Grayson	Sumbane	Collins
at UAB (4)	Bostic	Shaw	Scott-Grayson	Sumbane	Collins
at Little Rock (5)	Mingo-Young	Shaw	Scott-Grayson	Sumbane	Collins
Alabama State (5)	Mingo-Young	Shaw	Scott-Grayson	Sumbane	Collins
Norfolk State (5)	Mingo-Young	Shaw	Scott-Grayson	Sumbane	Collins
Washington State (5)	Mingo-Young	Shaw	Scott-Grayson	Sumbane	Collins
North Alabama (5)	Mingo-Young	Shaw	Scott-Grayson	Sumbane	Collins
Tennessee (5)	Mingo-Young	Shaw	Scott-Grayson	Sumbane	Collins
at Texas A&M (6)	Mingo-Young	Scott-Grayson	Sumbane	Collins	Scott
at Ole Miss (7)	Mingo-Young	Scott-Grayson	Duhon	Collins	Scott
LSU (8)	Mingo-Young	Scott-Grayson	Duhon	Collins	Akinbolawa
Vanderbilt (9)	Mingo-Young	Scott-Grayson	Duhon	Sumbane	Collins
Alabama (7)	Mingo-Young	Scott-Grayson	Duhon	Collins	Scott
Georgia (7)	Mingo-Young	Scott-Grayson	Duhon	Collins	Scott
South Carolina (7)	Mingo-Young	Scott-Grayson	Duhon	Collins	Scott
at Arkansas (9)	Mingo-Young	Scott-Grayson	Duhon	Sumbane	Collins
at Missouri (6)	Mingo-Young	Scott-Grayson	Sumbane	Collins	Scott
Kentucky (6)	Mingo-Young	Scott-Grayson	Sumbane	Collins	Scott
at Alabama (6)	Mingo-Young	Scott-Grayson	Sumbane	Collins	Scott
at LSU (7)	Mingo-Young	Scott-Grayson	Duhon	Collins	Scott
Texas A&M (7)	Mingo-Young	Scott-Grayson	Duhon	Collins	Scott
Mississippi State (7)	Mingo-Young	Scott-Grayson	Duhon	Collins	Scott

**Record by Starting Lineup**

(1) Bostic, Shaw, Scott-Grayson, Collins, Scott .....	3-1 (.750)
(2) Bostic, Shaw, Eddings, Collins, Scott .....	0-1 (.000)
(3) Bostic, Shaw, Sumbane, Collins, Scott.....	0-1 (.000)
(4) Bostic, Shaw, Scott-Grayson, Sumbane, Collins .....	2-0 (1.000)
(5) Mingo-Young, Shaw, Scott-Grayson, Sumbane, Collins .....	5-1 (.833)
(6) Mingo-Young, Scott-Grayson, Sumbane, Collins, Scott.....	2-2 (.500)
(7) Mingo-Young, Scott-Grayson, Duhon, Collins, Scott.....	4-3 (.571)
(8) Mingo-Young, Scott-Grayson, Duhon, Collins, Akinbolawa .....	1-0 (1.000)
(9) Mingo-Young, Scott-Grayson, Duhon, Sumbane, Collins .....	0-2 (.000)



# Johnnie HARRIS

Head Coach

Third Season at Auburn • 25th Season in college coaching

Pine Bluff, Ark. • Arkansas Baptist, 1996

Johnnie Harris enters her third year as head coach for Auburn women's basketball in 2023-24. A long-time Southeastern Conference assistant and 2018 WBCA National Assistant Coach of the Year, Harris was named Auburn women's basketball head coach on April 3, 2021.

In year two at Auburn, Harris led the Tigers to their first winning record and postseason appearance in four years, finishing with a 16-15 overall record and five SEC wins. Auburn won a postseason game for the first time since 2016, defeating Tulane in the WNIT first round. In addition, the Tigers tied a school record for steals in a game with 24 against Samford, defeated Texas A&M for the first time, and won a road game in the SEC for the first time since the 2019-20 season.

Her first season on the Plains saw Auburn double its win total from the previous season and pick up three victories over nationally ranked opponents. Her first top-25 win came Nov. 21 with a 59-51 win at Georgia Tech, Auburn's first road win over a ranked foe since 2014. The biggest win of the season, and one of Auburn's biggest in decades, came Jan. 27 when the Tigers shocked No. 4 Tennessee 71-61 at home for their first SEC win of the season and their first win over a top-5 opponent since 1997. The Tigers added one more top-25 win, a 65-60 victory over No. 21 Georgia on Feb. 20. Sophomore Aicha Coulibaly was named to the All-SEC Second Team, and the Tigers landed a consensus top-25 recruiting class for 2022-23.

Prior to her arrival at Auburn, Harris spent 16 years combined at Arkansas, Texas A&M and Mississippi State, and spent the 2020-21 season as the Associate Head Coach at the University of Texas. She helped Texas to an Elite Eight appearance during the 2020-21 season, and she worked alongside Longhorn head coach Vic Schaefer the previous 10 years assisting Mississippi State to a pair of NCAA Championship game appearances. She was a central part of Mississippi State's success those eight seasons and is considered one of the nation's top recruiters.

Harris helped lead Mississippi State to a 221-62 [.781] record and five NCAA Tournament berths, including NCAA Championship Game appearances in 2017 and 2018. During that time, the Bulldogs also won the program's first Southeastern Conference regular-season championship and SEC Tournament Championship.

Harris' pupils in the past were some of the best in Mississippi State school history, led by Teaira McCowan, who Harris mentored during McCowan's record-setting junior and senior campaigns from 2017-19. The 2019 SEC Player of the Year and a consensus First-Team All-American, McCowan finished her career as Mississippi State's leader in rebounds and field-goal percentage, while ranking second in blocks and fourth in points and field-goals made.

The individual development McCowan showed during Mississippi State's run to a second consecutive national title game caught the attention of the coaching community, as Harris was tabbed the WBCA National Assistant Coach of the Year for the 2017-18 season.

In 2018-19, Harris helped transfer forward Anriel Howard combine with McCowan to create one of the best front courts in the country. In her lone season with the Bulldogs, Howard earned first-team All-SEC recognition by the AP and league coaches after averaging 16.4 points and 8.4 rebounds per game. Both McCowan [No. 3, Indiana Fever] and Howard [No. 24, Seattle Storm] were selected in the 2019 WNBA Draft.

Another Harris product, Chinwe Okorie, was an integral part of the Bulldogs' runs to the Final Four and 2016 Sweet 16 and finished her MSU career sixth in program annals in field-goal percentage, shooting 52.1 percent over 109 games. She raised her scoring average and field goal percentage each season of her three-year career, capped by her 7.5 ppg average on 56.4 percent shooting as a senior.

Harris helped guide Texas A&M to four Sweet 16 appearances in her five seasons, including the program's first national championship in 2010-11. During her tenure with the Aggies, Harris helped sign and mentor junior college All-Americans Danielle Adams and Tanisha Smith.

Prior to her stop in College Station, Harris spent three seasons at Arkansas, landing some of the Lady Razorbacks' top recruiting classes in program history. She signed Laura Ervin, a junior college All-American who went on to garner Second Team All-SEC accolades, as well as Freshman All-SEC selection Donica Cosby.

Harris has had the opportunity to learn from some of the game's top coaches, including Hall of Famer Kay Yow at N.C. State. She joined the program in the 2003-04 season and assisted the squad to the NCAA Tournament for the first time in two years. Her first recruiting class in Raleigh was rated as one of the best in the nation. She also garnered a commitment from Gillian Goring, the nation's No. 1 post player who went on to play for the Washington Mystics.

The Arkansas-Fort Smith position kept the Pine Bluff native in her home state after she started her coaching career as a graduate assistant at Little Rock. Her hard work at UALR earned her a promotion to a full-time assistant position in 2000.

Harris is the mother of two children, Marcus and Kiera, and the legal guardian of Lily. She also has two grandchildren, Samarah and Kaiden.

## Harris Year-by-Year

### Arkansas-Little Rock, Assistant Coach (1999-2001)

Year	Record	Conf.	Other Information
1999-00	5-23	1-15	
2000-01	6-22	0-16	

### Arkansas-Fort Smith, Assistant Coach (2001-03)

Year	Record	Conf.	Other Information
2001-02	26-2		
2002-03	34-8		Conference Champions

### NC State, Assistant Coach (2003-04)

Year	Record	Conf.	Other Information
2003-04	17-15	8-8	NCAA First Round

### Arkansas, Assistant Coach (2004-07)

Year	Record	Conf.	Other Information
2004-05	17-14	3-11	WNIT Second Round
2005-06	13-15	5-9	
2006-07	18-13	3-11	

### Texas A&M, Assistant Coach (2007-12)

Year	Record	Conf.	Other Information
2007-08	29-8	11-5	NCAA Elite Eight Big 12 Tournament Champions
2008-09	27-8	11-5	NCAA Sweet 16
2009-10	26-8	10-6	NCAA Second Round Big 12 Tournament Champions
2010-11	33-5	13-3	National Champions
2011-12	24-11	11-7	NCAA Sweet 16

### Mississippi State, Associate Head Coach (2013-20)

Year	Record	Conf.	Other Information
2012-13	13-17	5-11	
2013-14	22-14	5-11	WNIT Quarterfinals
2014-15	27-7	11-5	NCAA Second Round
2015-16	28-8	11-5	NCAA Sweet 16
2016-17	34-5	13-3	National Runner-Up
2017-18	37-2	16-0	National Runner-Up SEC Regular Season Champions
2018-19	33-3	15-1	NCAA Elite Eight SEC Regular Season & Tournament Champions
2019-20	27-6	13-3	(no postseason; pandemic)

### Texas, Associate Head Coach (2020-21)

Year	Record	Conf.	Other Information
2020-21	21-10	11-7	NCAA Elite Eight

### Auburn, Head Coach (2021-)

Year	Record	Conf.	Other Information
2021-22	10-18	2-14	
2022-23	16-15	5-11	WNIT Second Round
2023-24	18-10	7-8	





# Yakiya MILTON

# #0

Freshman • Forward • 6-4  
Jacksonville, Fla. • Mandarin HS

- Matched season-bests with 4 rebounds, 2 blocks while playing season-high 17 minutes in win over Texas A&M (2/25)
- Season-best 3 points, all on free throws, at Missouri (2/11); also had 2 rebounds, 1 block and 1 steal
- First collegiate field goal vs. UAB; had season-best 4 rebounds (12/3)
- Had two blocks, two rebounds and scored first collegiate point in return to home state at UCF (11/20)
- Two blocks in just under 9 minutes of action vs. UL-Lafayette (11/9)
- Two-time all-conference selection at Mandarin HS
- Ranked 8th in state of Florida in blocks
- Cousin of former Auburn MBB player Kyle Davis, Auburn's all-time blocked shots leader
- Youngest player on team, one of youngest in SEC

**SEASON/CAREER HIGHS**

Points		
3	at Missouri	2/11/24
Rebounds		
4	3x; last vs. Miss. State	2/29/24
Assists		
1	3x; last at Alabama	2/18/24
Blocks		
2	3x; last vs. Texas A&M	2/25/24
Steals		
2	2x; last at Alabama	2/18/24
Field Goals		
1	5x; last vs. Georgia	1/29/24
Field Goal Attempts		
4	2x; last vs. Miss. State	2/29/24
3-Point Field Goals		
3-Point FG Attempts		
Free Throws		
3	at Missouri	2/11/24
Free Throw Attempts		
4	2x; last at Missouri	2/11/24

Opponent	Start	Min.	FG-A	3PT-A	FT-A	O-D-T	PF	Ast.	TO	Blk.	St.	Pts.
JACKSONVILLE STATE		4:30	0-1	0-0	0-0	0-0-0	1	0	0	0	0	0
LOUISIANA-LAFAYETTE		8:45	0-0	0-0	0-0	0-0-0	1	0	0	2	0	0
at Rutgers		2:31	0-0	0-0	0-2	1-1-2	0	0	0	1	0	0
CALIFORNIA						--DNP--						
at UCF		16:45	0-2	0-0	1-2	0-2-2	3	0	1	2	1	1
ALABAMA A&M		7:35	0-1	0-0	0-0	0-1-1	4	0	2	1	0	0
CLEMSON		3:36	0-0	0-0	0-0	0-0-0	2	0	1	0	0	0
at UAB		14:21	1-2	0-0	0-0	0-4-4	3	0	1	1	0	2
at Little Rock		3:27	0-0	0-0	0-0	1-1-2	0	0	0	0	0	0
ALABAMA STATE		11:53	0-2	0-0	0-4	2-2-4	2	1	1	0	2	0
NORFOLK STATE		4:37	0-0	0-0	0-0	0-0-0	1	1	1	1	0	0
WASHINGTON STATE						--DNP--						
NORTH ALABAMA		11:47	1-4	0-0	0-0	0-2-2	0	0	1	1	0	2
TENNESSEE						--DNP--						
at Texas A&M		15:02	0-0	0-0	2-2	1-2-3	2	0	0	1	0	2
at Ole Miss		4:22	1-1	0-0	0-0	0-0-0	0	0	0	0	0	2
LSU						--DNP--						
at Vanderbilt		4:57	1-1	0-0	0-0	0-0-0	1	0	0	0	1	2
ALABAMA						--DNP--						
GEORGIA		5:56	1-2	0-0	0-0	0-0-0	0	0	0	0	0	2
SOUTH CAROLINA						--DNP--						
at Arkansas						--DNP--						
at Missouri		13:07	0-1	0-0	3-4	1-1-2	1	0	0	1	1	3
KENTUCKY		5:34	0-1	0-0	0-0	0-3-3	4	0	1	0	0	0
at Alabama		16:42	0-0	0-0	1-2	0-3-3	3	1	0	0	2	1
at LSU		10:24	0-1	0-0	0-0	0-3-3	4	0	0	0	0	0
TEXAS A&M		17:31	0-2	0-0	0-0	1-3-4	3	0	0	2	0	0
MISSISSIPPI STATE		15:26	0-4	0-0	0-0	2-2-4	1	0	0	0	0	0
at Florida												

**MILTON'S CAREER STATISTICS**

SEASON	TEAM	GP-GS	MIN/AVG	Field Goals		3-Point		F-Throws		Rebounds				Scoring						
				FG-FGA	FG%	3FG-3FGA	3FG%	FT-FTA	FT%	OFF	DEF	TOT	AVG	PF	FO	A	TO	BLK	STL	PTS
2023-24	AUB	21-0	199/9.5	5-25	.200	0-0	.000	7-16	.438	9	30	39	1.9	36-0	3	9	13	7	17	0.8
<b>TOTAL</b>		<b>21-0</b>	<b>199/9.5</b>	<b>5-25</b>	<b>.200</b>	<b>0-0</b>	<b>.000</b>	<b>7-16</b>	<b>.438</b>	<b>9</b>	<b>30</b>	<b>39</b>	<b>1.9</b>	<b>36-0</b>	<b>3</b>	<b>9</b>	<b>13</b>	<b>7</b>	<b>17</b>	<b>0.8</b>



# Celia SUMBANE

# #1

Junior • Forward • 6-2  
Maputo, Mozambique • South Plains CC [Texas]

- SEC-best 10 points at Arkansas (2/4)
- Season-high 28 minutes in upset win over #7 LSU; finished with 6 points, 5 rebounds, 4 steals (1/14)
- Went on 8-0 run by herself to open 4th quarter at Ole Miss to help close gap; finished with 9 points, 3 rebounds (1/11)
- Stuffed stat sheet in big win over Alabama State with 11 points, 7 rebounds, 5 steals, 3 assists, all season highs (12/13)
- Was a defensive force in win at Rutgers with 5 points, 2 rebounds, 2 blocks, 3 steals, 2 assists (11/12)
- First-team NJCAA All-American in 2023; Western Junior College Athletic Conference MVP and DPOY
- Averaged 14.6 points, 8.0 rebounds, 1.7 steals, 1.6 assists at South Plains CC in 2022-23
- First Auburn player from Mozambique, fifth player from Africa
- Played for home country at FIBA U19 World Cup in Thailand in 2019

**SEASON/CAREER HIGHS**

Points		
11	vs. Alabama State	12/13/23
Rebounds		
7	vs. Alabama State	12/13/23
Assists		
4	vs. Alabama	1/21/24
Blocks		
2	3x; last vs. Kentucky	2/15/24
Steals		
5	vs. Alabama State	12/13/23
Field Goals		
5	vs. Alabama State	12/13/23
Field Goal Attempts		
10	2x; last at Arkansas	2/4/24
3-Point Field Goals		
2	vs. Washington St.	12/20/23
3-Point FG Attempts		
2	3x; last vs. North Alabama	12/31/23
Free Throws		
4	at Arkansas	2/4/24
Free Throw Attempts		
6	at Arkansas	2/4/24

Opponent	Start	Min.	FG-A	3PT-A	FT-A	O-D-T	PF	Ast.	TO	Blk.	St.	Pts.
JACKSONVILLE STATE		14:26	0-3	0-0	1-2	2-3-5	0	0	1	1	0	1
LOUISIANA-LAFAYETTE		4:15	0-1	0-1	0-0	0-0-0	2	0	0	0	0	0
at Rutgers		18:48	2-3	1-2	0-0	0-2-2	1	2	1	2	3	5
CALIFORNIA		13:34	1-3	0-1	0-0	0-3-3	2	0	1	0	1	2
at UCF		21:16	3-5	0-1	0-0	1-0-1	3	1	2	1	2	6
ALABAMA A&M	*	14:20	1-2	0-0	2-2	1-2-3	4	1	1	1	1	4
CLEMSON	*	11:14	1-1	0-0	0-0	0-1-1	4	0	2	0	0	4
at UAB	*	19:19	1-3	0-0	3-4	2-3-5	4	1	2	1	1	5
at Little Rock	*	6:17	1-1	0-0	0-0	1-0-1	2	0	4	0	0	2
ALABAMA STATE	*	21:14	5-9	0-0	1-2	5-2-7	1	3	0	0	5	11
NORFOLK STATE	*	16:50	2-3	0-0	0-0	1-2-3	1	1	0	1	0	4
WASHINGTON STATE	*	9:58	2-3	2-2	0-0	1-0-1	3	1	3	0	1	6
NORTH ALABAMA	*	15:40	1-10	0-2	2-2	2-7-9	2	1	1	0	1	4
TENNESSEE	*	18:37	1-3	0-1	2-2	1-3-4	3	0	1	1	2	4
at Texas A&M	*	21:10	1-2	0-1	0-0	0-2-2	4	0	1	0	1	2
at Ole Miss		23:11	3-8	0-1	3-4	2-1-3	3	0	2	0	0	9
LSU		28:27	2-7	0-0	2-3	3-2-5	1	1	3	0	4	6
at Vanderbilt	*	16:31	1-2	0-1	1-2	0-0-0	4	0	2	1	1	3
ALABAMA		10:34	3-5	0-0	0-0	2-1-3	4	4	1	0	0	6
GEORGIA		14:30	0-3	0-1	1-2	2-2-4	2	2	2	0	1	1
SOUTH CAROLINA		14:00	1-3	0-2	0-0	1-1-2	2	2	0	2	0	2
at Arkansas	*	26:58	3-10	0-0	4-6	1-3-4	5	0	1	1	1	10
at Missouri	*	17:36	3-6	0-0	0-0	1-2-3	1	0	2	0	2	6
KENTUCKY	*	21:32	2-3	0-0	0-0	2-0-2	3	0	2	2	3	4
at Alabama	*	19:12	1-2	0-0	0-0	0-0-0	2	1	1	0	0	2
at LSU		20:16	0-0	0-0	2-2	2-1-3	2	0	1	0	1	2
TEXAS A&M		14:20	0-4	0-0	0-0	1-0-1	1	0	1	0	1	0
MISSISSIPPI STATE		6:51	0-0	0-0	0-0	2-1-3	1	1	0	0	0	0
at Florida												

**SUMBANE'S CAREER STATISTICS**

SEASON	TEAM	GP-GS	MIN/AVG	Field Goals		3-Point		F-Throws		Rebounds				Scoring						
				FG-FGA	FG%	3FG-3FGA	3FG%	FT-FTA	FT%	OFF	DEF	TOT	AVG	PF-FO	A	TO	BLK	STL	PTS	AVG
2023-24	AUB	28-15	461/16.5	41-105	.390	3-16	.188	24-33	.727	36	44	80	2.9	67-1	22	38	14	32	109	3.9
<b>TOTAL</b>		<b>28-15</b>	<b>461/16.5</b>	<b>41-105</b>	<b>.390</b>	<b>3-16</b>	<b>.188</b>	<b>24-33</b>	<b>.727</b>	<b>36</b>	<b>44</b>	<b>80</b>	<b>2.9</b>	<b>67-1</b>	<b>22</b>	<b>38</b>	<b>14</b>	<b>32</b>	<b>109</b>	<b>3.9</b>



# JaMya MINGO-YOUNG

# #2

Graduate Student • Guard • 5-8  
Bogalusa, La. • Loranger HS • Mississippi State • Alabama

- Filled stat sheet on Senior Night with 6 points, 7 assists, 8 rebounds in win over Mississippi State (2/29)
- Second Auburn double-double with 10 points, season-high 11 rebounds in win at Missouri (2/11); also led Tigers with 5 assists
- Stole ball from LSU's Angel Reese in final seconds and made 2 FTs to secure upset win (1/14); finished with 13 points, 3 rebounds, 5 assists, 2 steals
- Made 29 consecutive free throws from Dec. 3 (UAB) through Jan. 7 (Texas A&M)
- First Auburn double-double, 8th of career, with 13 points, season-high 10 rebounds, season-high 7 assists vs. North Alabama (12/31)
- Tied Auburn record for single-game FT percentage, going 12-12 in win over Norfolk State; finished with 16 points (12/16)
- Season-high 16 points (9-11 FT) along with 3 assists in win over Clemson (11/30)
- Transferred from Alabama after 2022-23 season; played for Johnnie Harris as a freshman at Mississippi State in 2019-20
- Career-best 26 points vs. Chattanooga in 2021 while playing at Alabama

### SEASON HIGHS

Points	16	3x; last at LSU	2/22/24
Rebounds	11	at Missouri	2/11/24
Assists	7	3x; last vs. Miss. State	2/29/24
Blocks	1	5x; last vs. Texas A&M	2/25/24
Steals	5	vs. Tennessee	1/4/24
Field Goals	6	at Alabama	2/18/24
Field Goal Attempts	16	at Missouri	2/11/24
3-Point Field Goals	2	vs. Miss. State	2/29/24
3-Point FG Attempts	4	2x; last vs. Miss. State	2/29/24
Free Throws	12	vs. Norfolk State	12/16/23
Free Throw Attempts	12	vs. Norfolk State	12/16/23

Opponent	Start	Min.	FG-A	3PT-A	FT-A	O-D-T	PF	Ast.	TO	Blk.	St.	Pts.
JACKSONVILLE STATE						--DNP--						
LOUISIANA-LAFAYETTE						--DNP--						
at Rutgers						--DNP--						
CALIFORNIA		13:44	0-3	0-1	0-0	0-2-2	3	5	0	0	0	0
at UCF		26:27	3-6	0-1	1-2	0-2-2	0	4	1	0	0	7
ALABAMA A&M		18:29	4-9	1-1	0-1	1-4-5	3	3	0	0	3	9
CLEMSON		16:41	3-4	1-1	9-11	1-2-3	2	3	0	1	1	16
at UAB		19:19	2-5	0-0	1-2	0-3-3	2	3	2	0	1	5
at Little Rock	*	22:56	3-5	0-0	5-5	0-6-6	1	4	2	1	1	11
ALABAMA STATE	*	16:42	1-3	0-1	0-0	0-3-3	3	6	2	0	2	2
NORFOLK STATE	*	24:12	2-4	0-1	12-12	0-5-5	2	4	0	0	2	16
WASHINGTON STATE	*	30:35	3-11	0-0	6-6	2-5-7	1	7	3	0	0	12
NORTH ALABAMA	*	30:56	5-10	1-2	2-2	3-7-10	1	7	2	1	1	13
TENNESSEE	*	25:02	4-8	1-1	2-2	1-3-4	1	2	1	0	5	11
at Texas A&M	*	27:16	2-9	0-0	5-7	1-7-8	3	3	2	1	1	9
at Ole Miss	*	31:05	2-8	1-3	4-4	1-2-3	4	1	5	0	2	9
LSU	*	31:29	4-10	1-2	4-4	1-2-3	0	5	2	0	2	13
at Vanderbilt	*	31:53	1-6	0-0	3-4	0-3-3	2	3	1	0	3	5
ALABAMA	*	32:52	4-9	1-1	3-7	2-7-9	3	4	2	0	2	12
GEORGIA	*	22:03	4-7	1-3	0-0	0-4-4	2	2	0	0	3	9
SOUTH CAROLINA	*	28:12	1-5	0-1	2-2	0-5-5	2	4	2	0	0	4
at Arkansas	*	18:00	1-5	0-2	0-0	1-1-2	3	1	1	0	1	2
at Missouri	*	32:40	5-16	0-2	0-0	3-8-11	2	5	1	0	2	10
KENTUCKY	*	28:56	3-8	0-1	4-4	2-6-8	1	6	4	0	4	10
at Alabama	*	34:56	6-13	1-4	1-2	0-4-4	2	6	4	0	1	14
at LSU	*	30:52	5-13	1-3	5-5	2-4-6	3	2	2	0	0	16
TEXAS A&M	*	22:46	2-4	0-1	6-6	1-1-2	1	2	3	1	3	10
MISSISSIPPI STATE	*	29:37	2-11	2-4	0-0	1-7-8	3	7	2	0	1	6
at Florida												

### CAREER HIGHS (incl. previous schools)

Points	26	at Chattanooga	12/5/21
Rebounds	15	vs. Auburn [SEC]	3/2/22
Assists	9	vs. Troy	12/14/20
Blocks	2	2x; last vs. Auburn	1/2/22
Steals	6	3x; last vs. Tennessee	2/17/22
Field Goals	10	vs. Arkansas	1/20/22
Field Goal Attempts	16	at Missouri	2/11/24
3-Point Field Goals	3	at South Florida	11/16/22
3-Point FG Attempts	4	2x; last vs. Miss. State	2/29/24
Free Throws	12	vs. Norfolk State	12/16/23
Free Throw Attempts	14	at Vanderbilt	2/6/22

### MINGO-YOUNG'S CAREER STATISTICS

SEASON	TEAM	GP-GS	MIN/AVG	Field Goals		3-Point		F-Throws		Rebounds				Scoring						
				FG-FGA	FG%	3FG-3FGA	3FG%	FT-FTA	FT%	OFF	DEF	TOT	AVG	PF-FO	A	TO	BLK	STL	PTS	AVG
2019-20	MSU	32-1	417/13.0	50-120	.417	5-17	.294	38-45	.844	19	51	70	2.2	55-0	48	34	5	28	143	4.5
2020-21	MSU	19-11	444/23.3	35-84	.417	6-22	.273	30-47	.638	17	58	75	3.9	45-1	57	31	6	22	106	5.6
2021-22	Bama	34-34	1090/32.1	138-293	.471	17-52	.327	101-148	.682	76	153	229	6.7	86-2	86	75	6	80	394	11.6
2022-23	Bama	14-2	243/17.4	24-61	.393	4-21	.190	24-26	.923	18	43	61	4.4	34-2	21	28	2	20	76	5.4
2023-24	AUB	25-20	648/25.9	72-192	.375	12-36	.333	75-88	.852	23	103	126	5.0	50-0	99	44	5	41	231	9.2
<b>TOTAL FOR AUB</b>		<b>25-20</b>	<b>648/25.9</b>	<b>72-192</b>	<b>.375</b>	<b>12-36</b>	<b>.333</b>	<b>75-88</b>	<b>.852</b>	<b>23</b>	<b>103</b>	<b>126</b>	<b>5.0</b>	<b>50-0</b>	<b>99</b>	<b>44</b>	<b>5</b>	<b>41</b>	<b>231</b>	<b>9.2</b>
<b>TOTAL</b>		<b>124-68</b>	<b>2842/22.9</b>	<b>319-750</b>	<b>.425</b>	<b>44-148</b>	<b>.297</b>	<b>268-354</b>	<b>.757</b>	<b>153</b>	<b>408</b>	<b>561</b>	<b>4.5</b>	<b>270-5</b>	<b>311</b>	<b>212</b>	<b>24</b>	<b>191</b>	<b>950</b>	<b>7.7</b>



# McKenna EDDINGS

# #3

Junior • Guard • 6-0

Williamsburg, Va. • Warhill HS • Stetson • Moberly Area CC [Mo.]

- Huge game vs. Mississippi State with 13 points (6-12 FG) and season-high 5 rebounds (2/29)
- Scored 9 points on 3-7 3FG in win at Missouri (2/11)
- Hit clutch 3-pointer in 4th quarter to extend Auburn lead over LSU in upset win (1/14)
- Led Auburn with career-high 14 points, 3 steals, 4-5 3FG, in win over North Alabama (12/31)
- Then-career high 9 points, 2 blocks vs. Alabama A&M (11/26); matched that with 9 points vs. Clemson (11/30)
- Made first Division I start vs. California; finished with 5 points, 2 rebounds, 1 assist, 1 steal (11/17)
- First-team NJCAA All-American at Moberly Area CC in 2022-23
- Averaged 16.2 points, 5.6 rebounds, 2.0 assists, 2.4 steals as a sophomore at Moberly
- Played in nine games as a freshman at Stetson in 2020-21 before transferring to junior college

**SEASON HIGHS**

Points		
14	vs. North Alabama	12/31/23
Rebounds		
5	vs. Miss. State	2/29/24
Assists		
3	2x; last at Rutgers	11/12/23
Blocks		
2	vs. Alabama A&M	11/26/23
Steals		
3	vs. North Alabama	12/31/23
Field Goals		
6	vs. Miss. State	2/29/24
Field Goal Attempts		
12	vs. Miss. State	2/29/24
3-Point Field Goals		
4	vs. North Alabama	12/31/23
3-Point FG Attempts		
7	at Missouri	2/11/24
Free Throws		
4	vs. Alabama A&M	11/26/23
Free Throw Attempts		
7	vs. Alabama A&M	11/26/23

Opponent	Start	Min.	FG-A	3PT-A	FT-A	O-D-T	PF	Ast.	TO	Blk.	St.	Pts.
JACKSONVILLE STATE		13:04	1-4	1-2	3-4	0-4-4	0	0	0	0	0	6
LOUISIANA-LAFAYETTE		19:58	1-6	0-4	2-2	0-3-3	3	3	3	1	0	4
at Rutgers		23:43	1-4	0-2	2-2	1-2-3	1	3	0	1	1	4
CALIFORNIA	*	24:43	2-8	1-5	0-0	0-2-2	1	1	1	0	1	5
at UCF		2:30	0-2	0-1	0-0	1-0-1	0	0	1	0	0	0
ALABAMA A&M		18:37	2-9	1-4	4-7	1-1-2	0	1	3	2	1	9
CLEMSON		8:37	3-6	1-4	2-2	0-1-1	0	0	0	0	1	9
at UAB		10:22	0-4	0-3	0-0	0-1-1	3	1	0	1	0	0
at Little Rock		10:23	2-5	1-1	0-0	1-0-1	3	2	1	0	1	5
ALABAMA STATE		12:28	3-10	2-6	2-2	1-1-2	0	2	1	0	1	10
NORFOLK STATE		14:28	0-3	0-2	0-0	1-0-1	0	2	0	0	1	0
WASHINGTON STATE		11:47	0-0	0-0	0-0	0-1-1	0	1	0	1	0	0
NORTH ALABAMA		22:32	5-8	4-5	0-0	1-2-3	0	2	2	1	3	14
TENNESSEE		22:56	1-12	1-6	0-0	1-1-2	3	2	0	0	2	3
at Texas A&M		9:23	0-2	0-1	0-0	0-0-0	1	0	1	0	0	0
at Ole Miss		5:28	0-1	0-1	0-0	0-0-0	0	1	0	0	0	0
LSU		9:39	1-2	1-2	1-2	0-0-0	2	0	0	0	0	4
at Vanderbilt						--DNP--						
ALABAMA		1:07	0-1	0-0	0-0	0-0-0	0	0	0	0	0	0
GEORGIA						--DNP--						
SOUTH CAROLINA		3:08	0-1	0-1	0-0	0-0-0	0	0	0	0	0	0
at Arkansas		8:32	1-4	0-2	0-0	1-1-2	4	1	2	0	0	2
at Missouri		20:47	3-8	3-7	0-0	0-0-0	0	0	2	0	0	9
KENTUCKY		15:07	1-6	1-5	2-2	1-1-2	1	1	0	0	0	5
at Alabama		1:11	0-0	0-0	0-0	0-0-0	0	0	0	0	0	0
at LSU		4:09	0-2	0-1	0-0	0-0-0	1	1	1	0	1	0
TEXAS A&M		1:50	0-1	0-1	0-0	0-0-0	0	0	0	0	1	0
MISSISSIPPI STATE		22:58	6-12	1-4	0-1	3-2-5	2	1	0	0	1	13
at Florida												

**CAREER HIGHS (incl. previous schools)**

Points		
14	vs. North Alabama	12/31/23
Rebounds		
5	vs. Miss. State	2/29/24
Assists		
3	2x; last at Rutgers	11/12/23
Blocks		
2	vs. Alabama A&M	11/26/23
Steals		
3	vs. North Alabama	12/31/23
Field Goals		
6	vs. Miss. State	2/29/24
Field Goal Attempts		
12	vs. Miss. State	2/29/24
3-Point Field Goals		
4	vs. North Alabama	12/31/23
3-Point FG Attempts		
7	at Missouri	2/11/24
Free Throws		
4	vs. Alabama A&M	11/26/23
Free Throw Attempts		
7	vs. Alabama A&M	11/26/23

**EDDINGS' CAREER STATISTICS**

SEASON	TEAM	GP-GS	MIN/AVG	Field Goals		3-Point		F-Throws		Rebounds				Scoring						
				FG-FGA	FG%	3FG-3FGA	3FG%	FT-FTA	FT%	OFF	DEF	TOT	AVG	PF	FO	A	TO	BLK	STL	PTS
2020-21	Stet	10-0	39/3.9	5-11	.455	1-3	.333	0-2	.000	4	5	9	0.9	2-0	0	3	0	2	11	1.1
2023-24	AUB	26-1	319/12.3	33-121	.273	18-70	.257	18-24	.750	13	23	36	1.4	25-0	25	18	7	15	102	3.9
<b>TOTAL FOR AUB</b>		<b>26-1</b>	<b>319/12.3</b>	<b>33-121</b>	<b>.273</b>	<b>18-70</b>	<b>.257</b>	<b>18-24</b>	<b>.750</b>	<b>13</b>	<b>23</b>	<b>36</b>	<b>1.4</b>	<b>25-0</b>	<b>25</b>	<b>18</b>	<b>7</b>	<b>15</b>	<b>102</b>	<b>3.9</b>
<b>TOTAL</b>		<b>36-1</b>	<b>358/9.9</b>	<b>38-132</b>	<b>.288</b>	<b>19-73</b>	<b>.260</b>	<b>18-26</b>	<b>.692</b>	<b>17</b>	<b>28</b>	<b>45</b>	<b>1.3</b>	<b>27-0</b>	<b>25</b>	<b>21</b>	<b>7</b>	<b>17</b>	<b>113</b>	<b>3.1</b>



# Kaitlyn DUHON

# #4

Sophomore • Guard • 5-10  
Houston, Texas. • Summer Creek HS

- SEC-best 10 points along with 4 rebounds in win over Kentucky (2/15)
- Scored 8 points on 4-6 FG while making second start of season in upset win over No. 7 LSU (1/14)
- Made first start of season at Ole Miss (1/11)
- Career-high 5 steals and 3 assists in just 10 minutes of action in win over Alabama State (12/13)
- Matched career-high with 3 steals and scored 10 points in win over Clemson (11/30)
- Stellar season opener with 13 points (6-9 FG), 3 rebounds, 2 steals vs. Jacksonville State (11/6)
- Two huge defensive games in exhibitions: 10 points, 10 rebounds, 6 steals vs. Columbus State; 6 points, 4 rebounds 6 steals vs. West Georgia
- Played in 30 of 31 games as a freshman, starting 6; averaged 3.8 points, 2.3 rebounds
- Career-high 17 points vs. South Alabama (11/10/22); 8 rebounds vs. Sam Houston (11/8/22)

### SEASON HIGHS

Points		
13	vs. Jacksonville State	11/6/23
Rebounds		
6	at UAB	12/3/23
Assists		
3	2x; last vs. Miss. State	2/29/24
Blocks		
1	3x; last at Alabama	2/12/24
Steals		
5	vs. Alabama State	12/13/23
Field Goals		
6	vs. Jacksonville State	11/6/23
Field Goal Attempts		
10	2x; last vs. North Alabama	12/31/23
3-Point Field Goals		
1	3x; last vs. Alabama	1/21/24
3-Point FG Attempts		
2	3x; last at Vanderbilt	1/18/24
Free Throws		
4	vs. Kentucky	2/15/24
Free Throw Attempts		
5	vs. Kentucky	2/15/24

Opponent	Start	Min.	FG-A	3PT-A	FT-A	O-D-T	PF	Ast.	TO	Blk.	St.	Pts.
JACKSONVILLE STATE		21:42	6-9	0-0	1-1	0-3-3	1	0	1	0	2	13
LOUISIANA-LAFAYETTE		8:58	0-3	0-0	0-2	1-1-2	4	0	1	0	0	0
at Rutgers		17:38	0-2	0-0	0-0	0-2-2	1	1	1	0	1	0
CALIFORNIA		15:05	4-5	0-0	1-2	1-1-2	0	0	0	0	1	9
at UCF		14:46	1-3	0-1	1-2	1-3-4	1	1	1	0	2	3
ALABAMA AGM		14:27	0-1	0-0	1-2	1-3-4	1	1	2	0	0	1
CLEMSON		16:45	5-10	0-0	0-0	0-3-3	1	0	1	0	3	10
at UAB		14:19	3-7	0-0	0-2	2-4-6	4	0	2	1	0	6
at Little Rock		11:39	0-3	0-0	2-2	1-0-1	0	0	0	0	1	2
ALABAMA STATE		10:08	1-2	0-0	2-2	1-0-1	1	3	1	0	5	4
NORFOLK STATE		13:46	3-4	1-1	0-0	1-4-5	1	1	2	0	1	7
WASHINGTON STATE		16:16	1-4	1-1	0-0	1-1-2	1	0	0	0	1	3
NORTH ALABAMA		16:51	5-10	0-2	1-1	2-1-3	2	1	0	0	1	11
TENNESSEE		12:25	1-5	0-1	0-0	0-1-1	4	0	1	0	0	2
at Texas AGM		14:41	0-3	0-2	0-2	0-2-2	1	0	1	0	1	0
at Ole Miss	*	28:54	1-3	0-1	0-0	0-2-2	1	0	0	0	0	2
LSU	*	12:07	4-6	0-0	0-1	1-2-3	2	0	2	0	0	8
at Vanderbilt	*	29:40	3-9	0-2	0-0	0-4-4	2	0	1	0	2	6
ALABAMA	*	13:21	3-4	1-1	1-1	0-0-0	3	0	2	0	1	8
GEORGIA	*	16:59	3-4	0-1	3-4	2-3-5	3	1	1	1	0	9
SOUTH CAROLINA	*	16:36	0-0	0-0	0-0	0-0-0	1	0	1	0	1	0
at Arkansas	*	22:22	4-7	0-1	0-0	0-2-2	4	0	1	0	1	8
at Missouri		11:19	1-2	0-0	0-0	1-1-2	0	1	1	0	1	2
KENTUCKY		24:50	3-8	0-1	4-5	1-3-4	2	1	1	0	1	10
at Alabama		19:03	3-7	0-1	2-2	3-2-5	3	0	2	1	1	8
at LSU	*	21:17	2-3	0-1	0-2	0-0-0	3	1	0	0	1	4
TEXAS AGM	*	23:40	3-7	0-1	2-2	1-3-4	0	0	2	0	3	8
MISSISSIPPI STATE at Florida	*	18:40	4-6	0-1	0-0	4-0-4	1	3	0	0	2	8

### CAREER HIGHS

Points		
17	vs. South Alabama	11/10/22
Rebounds		
8	vs. Sam Houston	11/8/22
Assists		
3	vs. Alabama State	12/13/23
Blocks		
3	2x; last vs. Little Rock	11/30/22
Steals		
5	vs. Alabama State	12/13/23
Field Goals		
7	vs. South Alabama	11/10/22
Field Goal Attempts		
11	vs. South Alabama	11/10/22
3-Point Field Goals		
1	3x; last vs. Washington St.	12/20/23
3-Point FG Attempts		
3	vs. Indiana	11/25/22
Free Throws		
4	vs. Kentucky	2/15/24
Free Throw Attempts		
5	vs. Kentucky	2/15/24

### DUHON'S CAREER STATISTICS

SEASON	TEAM	GP-GS	MIN/AVG	Field Goals		3-Point		F-Throws		Rebounds				Scoring						
				FG-FGA	FG%	3FG-3FGA	3FG%	FT-FTA	FT%	OFF	DEF	TOT	AVG	PF-FO	A	TO	BLK	STL	PTS	AVG
2022-23	AUB	30-6	415/13.8	46-121	.380	1-10	.100	20-30	.667	27	41	68	2.3	52-0	13	23	14	18	113	3.8
2023-24	AUB	28-10	478/17.1	64-137	.467	3-19	.158	21-35	.600	25	50	75	2.7	48-0	15	28	3	33	152	5.4
<b>TOTAL</b>		<b>58-16</b>	<b>893/15.4</b>	<b>110-258</b>	<b>.426</b>	<b>4-29</b>	<b>.138</b>	<b>41-65</b>	<b>.631</b>	<b>52</b>	<b>91</b>	<b>143</b>	<b>2.5</b>	<b>100-0</b>	<b>28</b>	<b>51</b>	<b>17</b>	<b>51</b>	<b>265</b>	<b>4.6</b>



# Sydney SHAW

# #5

Sophomore • Guard • 5-9  
Miami, Fla. • DME Academy

- SEC-best 10 points with two crucial 3-pointers in 2nd half; also had 5 rebounds in win over Texas A&M (2/25)
- Three straight games and 5 out of 6 in double-figures early in season, led by career-high 17 points at UCF and career-high 6 rebounds vs. Clemson
- Scored 10 points in 2 straight games vs. UL-Lafayette and at Rutgers
- Shared team lead with 4 assists in season opener vs. Jacksonville State (11/6); also had 7 points
- Started 25 of 31 games as a freshman; averaged 7.6 points, 2.6 rebounds, 2.3 assists in 23.8 minutes/game
- Hit 40 3-pointers as a freshman; second-leading 3-point shooter on team (33.9%)
- SEC Freshman of the Week (12/27/22) after 14 points, 4 assists, 4 steals vs. North Florida

**SEASON HIGHS**

Points	17	at UCF	11/20/23
Rebounds	6	2x; last at Arkansas	2/4/24
Assists	4	2x; last vs. Clemson	11/30/23
Blocks	2	vs. North Alabama	12/31/23
Steals	2	6x; last vs. Kentucky	2/15/24
Field Goals	7	at UCF	11/20/23
Field Goal Attempts	16	at UCF	11/20/23
3-Point Field Goals	3	2x; last vs. Clemson	11/30/23
3-Point FG Attempts	8	at UCF	11/20/23
Free Throws	5	at Rutgers	11/12/23
Free Throw Attempts	6	at Rutgers	11/12/23

Opponent	Start	Min.	FG-A	3PT-A	FT-A	O-D-T	PF	Ast.	TO	Blk.	St.	Pts.
JACKSONVILLE STATE	*	21:26	2-7	1-3	2-2	0-0-0	0	4	0	0	2	7
LOUISIANA-LAFAYETTE	*	30:24	3-6	1-4	3-4	0-1-1	0	2	2	1	1	10
at Rutgers	*	27:37	2-8	1-4	5-6	0-3-3	1	0	2	0	1	10
CALIFORNIA	*	19:23	2-9	1-3	0-0	0-3-3	2	0	0	0	0	5
at UCF	*	28:34	7-16	2-8	1-2	0-3-3	1	0	2	0	0	17
ALABAMA A&M	*	28:32	6-13	3-6	0-0	0-2-2	0	1	1	0	2	15
CLEMSON	*	29:20	4-12	3-7	0-0	0-6-6	3	4	0	0	0	11
at UAB	*	12:23	2-5	1-1	3-4	0-4-4	0	0	1	0	0	8
at Little Rock	*	32:51	3-10	2-6	0-0	0-1-1	2	1	1	0	2	8
ALABAMA STATE	*	17:32	0-3	0-3	0-0	0-0-0	0	1	0	0	1	0
NORFOLK STATE	*	24:51	2-5	1-3	0-0	0-3-3	0	0	4	0	1	5
WASHINGTON STATE	*	29:33	2-7	0-2	0-0	1-1-2	2	1	1	0	0	4
NORTH ALABAMA	*	29:31	3-6	2-2	3-3	1-2-3	0	1	1	2	0	11
TENNESSEE	*	19:43	0-5	0-2	0-0	0-1-1	1	1	1	0	0	0
at Texas A&M		13:03	0-4	0-2	0-0	1-2-3	0	1	1	0	1	0
at Ole Miss		9:52	1-4	1-3	0-0	0-1-1	0	1	2	0	0	3
LSU		12:04	1-4	1-2	2-2	1-1-2	0	0	0	0	0	5
at Vanderbilt		24:35	1-3	0-1	0-0	1-4-5	1	2	2	0	0	2
ALABAMA		24:05	2-7	1-4	0-0	0-2-2	1	1	1	0	2	5
GEORGIA		12:11	0-4	0-3	0-0	0-1-1	2	0	1	0	0	0
SOUTH CAROLINA		13:43	2-5	2-3	0-0	0-4-4	1	0	2	0	0	6
at Arkansas		30:40	3-9	1-6	0-0	0-6-6	3	1	1	1	2	7
at Missouri		14:49	1-4	1-3	0-0	0-2-2	0	0	2	0	0	3
KENTUCKY		8:20	1-5	0-2	0-0	0-0-0	0	1	0	0	2	2
at Alabama		17:36	2-4	2-4	0-0	0-3-3	3	1	1	1	0	6
at LSU		16:56	4-11	1-2	0-0	1-2-3	2	0	0	1	0	9
TEXAS A&M		20:43	4-9	2-4	0-0	0-5-5	2	0	3	0	0	10
MISSISSIPPI STATE		11:21	2-5	1-2	1-2	0-2-2	2	0	0	1	0	6
at Florida												

**CAREER HIGHS**

Points	17	at UCF	11/20/23
Rebounds	6	2x; last at Arkansas	2/4/24
Assists	6	3x; last vs Samford	12/18/22
Blocks	3	at Clemson [WNIT]	3/20/23
Steals	4	2x; last vs. North Florida	12/20/22
Field Goals	7	at UCF	11/20/23
Field Goal Attempts	16	2x; last at UCF	11/20/23
3-Point Field Goals	3	5x; last vs. Clemson	11/30/23
3-Point FG Attempts	8	at UCF	11/20/23
Free Throws	5	at Rutgers	11/12/23
Free Throw Attempts	6	at Rutgers	11/12/23

**SHAW'S CAREER STATISTICS**

SEASON	TEAM	GP-GS	MIN/AVG	Field Goals		3-Point		F-Throws		Rebounds				Scoring						
				FG-FGA	FG%	3FG-3FGA	3FG%	FT-FTA	FT%	OFF	DEF	TOT	AVG	PF-FO	A	TO	BLK	STL	PTS	AVG
2022-23	AUB	31-25	737/23.8	90-249	.361	40-118	.339	16-19	.842	7	74	81	2.6	42-1	71	59	14	21	236	7.6
2023-24	AUB	28-14	582/20.8	62-190	.326	31-95	.326	20-25	.800	6	65	71	2.5	29-0	24	32	7	17	175	6.3
<b>TOTAL</b>		<b>59-39</b>	<b>1319/22.3</b>	<b>152-439</b>	<b>.346</b>	<b>71-213</b>	<b>.333</b>	<b>36-44</b>	<b>.818</b>	<b>13</b>	<b>139</b>	<b>152</b>	<b>2.6</b>	<b>71-1</b>	<b>95</b>	<b>91</b>	<b>21</b>	<b>38</b>	<b>411</b>	<b>7.0</b>



# Mar'Shaun BOSTIC

# #12

Junior • Guard • 5-8  
St. Louis, Mo. • Vashon HS

- Career-high 5 assists at Arkansas (2/4)
- Filled stat sheet in win over Georgia with 4 points, 5 rebounds, 4 assists, 5 steals (1/29)
- Season-high 17 points on 7-11 FG vs. Tennessee (1/4)
- Continued mastery of Clemson with a career-high 5 steals and 4 assists in home win Nov. 30
- Career-high 9 rebounds in win over UL-Lafayette (11/9); previous high was 4
- 12 points, 4 assists (tied for team lead), 4 steals (tied career high) in season opener vs. Jacksonville State (11/6)
- Played in all 31 games as a sophomore, starting four; averaged 5.6 points, 1.9 rebounds, 1.6 assists, 1.3 steals
- Huge game in WNIT second round at Clemson with career-high 23 points along with 4 steals, 2 assists (3/20/23)
- Fastest player on team, one of the fastest in the SEC

### SEASON HIGHS

Points	17	vs. Tennessee	1/4/24
Rebounds	9	vs. UL-Lafayette	11/9/23
Assists	5	at Arkansas	2/4/24
Blocks	1	4x; last vs. Miss. State	2/29/24
Steals	5	2x; last vs. Georgia	1/29/24
Field Goals	7	vs. Tennessee	1/4/24
Field Goal Attempts	11	vs. Tennessee	1/4/24
3-Point Field Goals			
3-Point FG Attempts	1	3x; last vs. Alabama	1/21/24
Free Throws	5	vs. Alabama	1/21/24
Free Throw Attempts	8	vs. Alabama	1/21/24

Opponent	Start	Min.	FG-A	3PT-A	FT-A	O-D-T	PF	Ast.	TO	Blk.	St.	Pts.
JACKSONVILLE STATE	*	27:50	4-7	0-0	4-6	0-3-3	3	4	2	1	4	12
LOUISIANA-LAFAYETTE	*	29:37	2-6	0-0	2-2	2-7-9	4	3	4	0	1	6
at Rutgers	*	26:30	4-7	0-0	1-1	0-1-1	3	3	4	1	2	9
CALIFORNIA	*	19:23	2-9	0-1	0-0	0-3-3	2	0	0	0	0	5
at UCF	*	13:32	0-3	0-1	2-2	0-1-1	1	1	1	0	0	2
ALABAMA A&M	*	18:57	2-3	0-0	1-2	1-3-4	1	2	3	1	4	5
CLEMSON	*	26:14	3-7	0-0	1-5	0-1-1	4	4	3	0	5	7
at UAB	*	25:50	5-9	0-0	2-3	0-4-4	1	2	0	0	4	12
at Little Rock		10:29	1-1	0-0	0-2	0-1-1	1	1	1	0	0	2
ALABAMA STATE		17:55	1-1	0-0	2-4	0-1-1	2	4	3	0	1	4
NORFOLK STATE		14:22	2-5	0-0	0-0	0-4-4	2	1	4	0	2	4
WASHINGTON STATE		11:51	3-3	0-0	2-3	0-0-0	1	0	1	0	0	8
NORTH ALABAMA						--DNP--						
TENNESSEE		17:27	7-11	0-0	3-5	1-0-1	4	1	0	0	1	17
at Texas A&M		12:42	2-4	0-0	4-6	0-0-0	2	2	5	0	1	8
at Ole Miss		13:44	0-5	0-0	2-2	1-1-2	4	2	1	0	1	2
LSU		10:49	1-2	0-0	0-0	0-0-0	2	2	1	0	0	2
at Vanderbilt		18:03	2-5	0-0	0-1	0-2-2	2	1	2	0	0	4
ALABAMA		22:02	0-4	0-1	5-8	0-1-1	2	3	0	0	3	5
GEORGIA		26:01	2-3	0-0	0-0	0-5-5	1	4	4	0	5	4
SOUTH CAROLINA		18:05	0-6	0-0	3-4	0-0-0	2	2	3	0	2	3
at Arkansas		14:55	0-2	0-0	1-2	1-1-2	4	5	1	0	0	1
at Missouri		14:25	1-3	0-0	2-2	0-1-1	1	3	1	0	2	4
KENTUCKY		9:59	0-1	0-0	2-2	0-0-0	0	2	1	0	1	2
at Alabama		9:36	2-2	0-0	3-4	0-0-0	0	1	5	0	1	7
at LSU		13:41	0-3	0-1	0-0	0-1-1	0	3	3	0	0	0
TEXAS A&M		22:55	2-4	0-0	1-2	1-0-1	3	1	3	0	3	5
MISSISSIPPI STATE		14:53	1-2	0-0	0-0	0-2-2	2	3	1	1	0	2
at Florida												

### CAREER HIGHS

Points	23	at Clemson [WNIT]	3/20/23
Rebounds	9	vs. UL-Lafayette	11/9/23
Assists	5	at Arkansas	2/4/24
Blocks	3	at Mississippi State	1/19/23
Steals	5	vs. Clemson	11/30/23
Field Goals	11	at Clemson [WNIT]	3/20/23
Field Goal Attempts	18	at Clemson [WNIT]	3/20/23
3-Point Field Goals	1	vs Samford	12/18/22
3-Point FG Attempts	1	5x; last vs. Alabama	1/21/24
Free Throws	5	2x; last vs. Alabama	1/21/24
Free Throw Attempts	9	at Ole Miss	12/29/22

### BOSTIC'S CAREER STATISTICS

SEASON	TEAM	GP-GS	MIN/AVG	Field Goals		3-Point		F-Throws		Rebounds				Scoring						
				FG-FGA	FG%	3FG-3FGA	3FG%	FT-FTA	FT%	OFF	DEF	TOT	AVG	PF-FO	A	TO	BLK	STL	PTS	AVG
2021-22	AUB	27-4	446/16.5	36-87	.414	0-0	.000	17-28	.607	10	40	50	1.9	64-1	60	56	5	40	89	3.3
2022-23	AUB	31-4	504/16.3	64-141	.454	1-2	.500	46-73	.630	18	41	59	1.9	73-1	50	50	9	40	175	5.6
2023-24	AUB	27-8	479/17.8	49-119	.412	0-4	.000	45-70	.643	8	41	49	1.8	53-0	62	59	4	44	143	5.3
<b>TOTAL</b>		<b>85-16</b>	<b>1430/16.8</b>	<b>149-347</b>	<b>.429</b>	<b>1-6</b>	<b>.167</b>	<b>108-171</b>	<b>.632</b>	<b>36</b>	<b>122</b>	<b>158</b>	<b>1.9</b>	<b>190-2</b>	<b>172</b>	<b>165</b>	<b>18</b>	<b>124</b>	<b>407</b>	<b>4.8</b>



# Taylen COLLINS

# #14

Senior • Forward • 6-1  
 Muldrow, Okla. • Muldrow HS • Oklahoma State

- Shared Auburn scoring lead for first time with 10 points, 7 rebounds in win over Texas A&M (2/25)
- Season-high 19 points with 11 rebounds for third double-double of season in win over Kentucky (2/15)
- Had 13 points (7-9 FT) in win over Georgia (1/29); also had 4 rebounds, 2 assists, 2 steals
- Scored then-season-high 17 points vs. Alabama State (12/13)
- First Auburn double-double, 12th of career, vs. Alabama A&M with 10 points, 10 rebounds (11/26)
- Had 9 points and 14 rebounds - all points and 8 rebounds coming in 2nd half - in win over UL-Lafayette (11/9)
- Three-year starter at Oklahoma State, transferred to Auburn in summer 2023 - started 86 of 90 games in three years at OSU
- Fourth-leading rebounder in Big 12 in 2023; averaged 9.5 points, 9.1 rebounds, 1.2 steals; had nine double-doubles
- Tied OSU record with 23 rebounds in win over North Texas (12/3/22)

**SEASON HIGHS**

Points		
19	vs. Kentucky	2/15/24
Rebounds		
14	vs. UL-Lafayette	11/9/23
Assists		
3	4x; last vs. Alabama	1/21/24
Blocks		
2	5x; last vs. Kentucky	2/15/24
Steals		
4	3x; last at Arkansas	2/4/24
Field Goals		
7	vs. Alabama State	12/13/23
Field Goal Attempts		
13	vs. Alabama State	12/13/23
3-Point Field Goals		
3-Point FG Attempts		
Free Throws		
7	vs. Georgia	1/29/24
Free Throw Attempts		
10	at Arkansas	2/4/24

Opponent	Start	Min.	FG-A	3PT-A	FT-A	O-D-T	PF	Ast.	TO	Blk.	St.	Pts.
JACKSONVILLE STATE	*	28:45	2-7	0-0	1-2	1-2-3	1	1	2	1	2	5
LOUISIANA-LAFAYETTE	*	32:36	4-10	0-0	1-1	8-6-14	2	3	3	0	2	9
at Rutgers	*	10:44	3-3	0-0	1-1	1-2-3	4	1	0	0	1	7
CALIFORNIA	*	28:09	3-10	0-0	0-2	4-3-7	1	0	4	0	1	6
at UCF	*	32:57	4-9	0-0	3-4	4-4-8	1	0	4	1	0	11
ALABAMA A&M	*	24:32	3-8	0-0	4-5	1-9-10	0	1	4	2	1	10
CLEMSON	*	26:16	2-2	0-0	2-4	3-2-5	3	0	1	2	2	6
at UAB	*	35:05	3-7	0-0	2-4	3-5-8	2	3	3	2	1	8
at Little Rock	*	33:15	2-5	0-0	2-4	4-4-8	3	0	4	0	0	6
ALABAMA STATE	*	18:41	7-13	0-0	3-3	3-1-4	1	0	1	0	4	17
NORFOLK STATE	*	19:34	3-6	0-0	4-5	2-3-5	2	1	1	0	4	10
WASHINGTON STATE	*	30:14	5-10	0-0	0-0	0-6-6	1	2	0	0	3	10
NORTH ALABAMA	*	23:00	3-5	0-0	0-0	1-2-3	3	3	1	1	0	6
TENNESSEE	*	34:55	3-11	0-0	2-2	2-4-6	1	0	1	0	0	8
at Texas A&M	*	33:18	3-6	0-0	2-4	0-6-6	3	1	4	1	2	8
at Ole Miss	*	27:58	2-8	0-0	2-2	3-2-5	1	0	2	2	1	6
LSU	*	37:07	3-5	0-0	0-0	3-4-7	2	1	1	0	2	6
at Vanderbilt	*	34:33	5-8	0-0	0-1	5-4-9	4	0	2	1	1	10
ALABAMA	*	31:26	2-6	0-0	2-2	3-4-7	1	3	2	1	2	6
GEORGIA	*	31:41	3-11	0-0	7-9	4-0-4	3	2	4	1	2	13
SOUTH CAROLINA	*	32:48	1-8	0-0	0-0	2-4-6	3	1	1	1	2	2
at Arkansas	*	34:45	4-9	0-0	4-10	5-6-11	1	1	0	1	4	12
at Missouri	*	20:33	2-4	0-0	1-2	2-1-3	3	0	2	0	0	5
KENTUCKY	*	34:45	8-13	0-0	3-5	6-5-11	1	0	3	2	3	19
at Alabama	*	34:01	2-2	0-0	0-0	2-5-7	3	0	2	0	1	4
at LSU	*	29:30	2-6	0-0	1-2	2-0-2	4	0	2	0	3	5
TEXAS A&M	*	35:09	4-11	0-0	2-2	2-5-7	3	0	5	0	1	10
MISSISSIPPI STATE	*	31:56	4-7	0-0	0-3	5-1-6	2	0	1	0	2	8
at Florida												

**CAREER HIGHS**

Points		
21	vs. Iowa State	1/15/22
Rebounds		
23	vs. North Texas	12/3/22
Assists		
7	at West Virginia	1/16/21
Blocks		
3	3x; last vs. NW State	11/11/22
Steals		
6	vs. Baylor	2/23/22
Field Goals		
9	vs. TCU	2/4/23
Field Goal Attempts		
17	vs. Texas Tech	3/10/22
3-Point Field Goals		
3-Point FG Attempts		
Free Throws		
8	vs. Kansas State	1/25/23
Free Throw Attempts		
10	at Arkansas	2/4/24

**COLLINS' CAREER STATISTICS**

SEASON	TEAM	GP-GS	MIN/AVG	Field Goals		3-Point		F-Throws		Rebounds				Scoring						
				FG-FGA	FG%	3FG-3FGA	3FG%	FT-FTA	FT%	OFF	DEF	TOT	AVG	PF-FO	A	TO	BLK	STL	PTS	AVG
2020-21	OSU	28-25	787/28.1	79-142	.556	0-0	.000	27-48	.563	55	85	140	5.0	66-0	58	55	19	53	185	6.6
2021-22	OSU	29-28	834/28.8	108-244	.443	0-0	.000	37-75	.493	67	134	201	6.9	82-1	31	66	26	33	253	8.7
2022-23	OSU	33-33	909/27.6	134-217	.618	0-0	.000	46-78	.590	85	215	300	9.1	85-2	24	42	24	39	314	9.5
2023-24	AUB	28-28	828/29.6	92-210	.438	0-0	.000	49-79	.620	81	100	181	6.5	59-0	24	60	19	47	233	8.3
<b>TOTAL FOR AUB</b>		<b>28-28</b>	<b>828/29.6</b>	<b>92-210</b>	<b>.438</b>	<b>0-0</b>	<b>.000</b>	<b>49-79</b>	<b>.620</b>	<b>81</b>	<b>100</b>	<b>181</b>	<b>6.5</b>	<b>59-0</b>	<b>24</b>	<b>60</b>	<b>19</b>	<b>47</b>	<b>233</b>	<b>8.3</b>
<b>TOTAL</b>		<b>118-114</b>	<b>3359/28.5</b>	<b>413-813</b>	<b>.508</b>	<b>0-0</b>	<b>.000</b>	<b>159-280</b>	<b>.568</b>	<b>288</b>	<b>534</b>	<b>822</b>	<b>7.0</b>	<b>292-3</b>	<b>137</b>	<b>223</b>	<b>88</b>	<b>172</b>	<b>985</b>	<b>8.3</b>





# Kionna GAINES

Junior • Guard • 5-9  
Columbus, Ga. • Carver HS • Clemson

# #15

- Out for season with foot injury
- Had 2 rebounds in Auburn debut vs. Jacksonville State (11/6)
- Transferred from Clemson following 2022-23 season
- Appeared in all 35 games for Clemson last season; averaged 2.4 points, 1.7 rebounds
- Career-high 18 points twice as a freshman vs. Georgia Tech & Wake Forest
- Two-time state champion at Carver HS in Columbus, Ga.

## SEASON HIGHS

Points

Rebounds

2 vs. Jacksonville State 11/6/23

Assists

Blocks

Steals

1 vs. Alabama A&M 11/26/23

Field Goals

Field Goal Attempts

3 vs. Alabama A&M 11/26/23

3-Point Field Goals

3-Point FG Attempts

Free Throws

Free Throw Attempts

Opponent	Start	Min.	FG-A	3PT-A	FT-A	O-D-T	PF	Ast.	TO	Blk.	St.	Pts.
JACKSONVILLE STATE		3:07	0-1	0-0	0-0	1-1-2	0	0	0	0	0	0
LOUISIANA-LAFAYETTE						--DNP--						
at Rutgers						--DNP--						
CALIFORNIA						--DNP--						
at UCF		1:47	0-0	0-0	0-0	0-0-0	0	0	0	0	0	0
ALABAMA A&M		4:09	0-3	0-0	0-0	0-0-0	0	0	0	0	1	0
CLEMSON						--DNP--						
at UAB						--DNP--						
at Little Rock						--DNP--						
ALABAMA STATE		4:33	0-1	0-0	0-0	0-1-1	0	0	0	0	0	0
NORFOLK STATE		4:37	0-1	0-0	0-0	0-0-0	0	0	1	0	0	0
WASHINGTON STATE						--DNP--						
NORTH ALABAMA						--DNP--						
TENNESSEE						--DNP--						
at Texas A&M						--DNP--						
at Ole Miss						--DNP--						
LSU						--DNP--						
at Vanderbilt						--DNP--						
ALABAMA						--DNP--						
GEORGIA						--DNP--						
SOUTH CAROLINA						--DNP--						
at Arkansas						--DNP--						
at Missouri						--DNP--						
KENTUCKY						--DNP--						
at Alabama						--DNP--						
at LSU						--DNP--						
TEXAS A&M						--DNP--						
MISSISSIPPI STATE						--DNP--						
at Florida						--DNP--						

## CAREER HIGHS

Points

18 2x; last vs. Wake Forest 2/10/22

Rebounds

5 4x; last vs. Virginia 2/23/23

Assists

2 5x; last vs. North Carolina 1/29/23

Blocks

1 2x; last vs. Virginia Tech 3/3/22

Steals

2 4x; last vs. Radford 2/20/22

Field Goals

7 2x; last vs. Wake Forest 2/10/22

Field Goal Attempts

12 vs. Wake Forest 2/10/22

3-Point Field Goals

1 6x; last vs. South Carolina 11/17/22

3-Point FG Attempts

2 6x; last vs. Virginia 2/23/23

Free Throws

5 2x; last vs. Virginia Tech 3/3/22

Free Throw Attempts

9 at Georgia Tech 2/13/22

## GAINES' CAREER STATISTICS

SEASON	TEAM	GP-GS	MIN/AVG	Field Goals		3-Point		F-Throws		Rebounds				Scoring						
				FG-FGA	FG%	3FG-3FGA	3FG%	FT-FTA	FT%	OFF	DEF	TOT	AVG	PF	FO	A	TO	BLK	STL	PTS
2021-22	CU	27-1	295/10.9	35-111	.315	3-11	.273	27-49	.551	18	33	51	1.9	12-0	7	23	2	6	100	3.7
2022-23	CU	35-1	324/9.2	32-108	.296	3-18	.167	17-39	.436	15	46	61	1.7	10-0	17	30	0	11	84	2.4
2023-24	AUB	5-0	18/3.6	0-6	.000	0-0	.000	0-0	.000	1	2	3	0.6	0-0	0	1	0	1	0	0.0
<b>TOTAL FOR AUB</b>		<b>5-0</b>	<b>18/3.6</b>	<b>0-6</b>	<b>.000</b>	<b>0-0</b>	<b>.000</b>	<b>0-0</b>	<b>.000</b>	<b>1</b>	<b>2</b>	<b>3</b>	<b>0.6</b>	<b>0-0</b>	<b>0</b>	<b>1</b>	<b>0</b>	<b>1</b>	<b>0</b>	<b>0.0</b>
<b>TOTAL</b>		<b>67-2</b>	<b>637/9.5</b>	<b>67-225</b>	<b>.298</b>	<b>6-29</b>	<b>.207</b>	<b>44-88</b>	<b>.500</b>	<b>34</b>	<b>81</b>	<b>115</b>	<b>1.7</b>	<b>22-0</b>	<b>24</b>	<b>54</b>	<b>2</b>	<b>18</b>	<b>184</b>	<b>2.7</b>



# Oyindamola AKINBOLAWA

# #20

Sophomore • Center • 6-5  
Lagos, Nigeria

- Missed last six games with injury
- Made first career start vs. LSU (1/14); scored 2 points and had 2 rebounds in upset win
- Career-high 7 points, 3 assists in win over Washington State (12/20)
- Matched then-career highs with 6 points, 2 steals in win over Alabama State (12/13)
- 4 points, 4 rebounds in season opener vs. Jacksonville State (11/6)
- Played in 15 games as a freshman, averaging 1.1 points, 1.3 rebounds in limited minutes
- Career-best 27 minutes vs. South Carolina (2/9/23), scored 6 points with 7 rebounds, both career-highs
- Arrived in the U.S. on December 14, 2022; was cleared to practice and play later that week, dressed for first time vs. North Florida
- Fourth Auburn women's basketball player from Africa, first from Nigeria

**SEASON HIGHS**

Points		
7	vs. Washington St.	12/20/23
Rebounds		
6	at Ole Miss	1/11/24
Assists		
3	vs. Washington St.	12/20/23
Blocks		
1	3x; last vs. Alabama	1/21/24
Steals		
2	2x; last at Ole Miss	1/11/24
Field Goals		
3	3x; last vs. Alabama	1/21/24
Field Goal Attempts		
7	vs. Washington St.	12/20/23
3-Point Field Goals		
3-Point FG Attempts		
Free Throws		
1	4x; last at Arkansas	2/4/24
Free Throw Attempts		
2	4x; last at Arkansas	2/4/24

Opponent	Start	Min.	FG-A	3PT-A	FT-A	O-D-T	PF	Ast.	TO	Blk.	St.	Pts.
JACKSONVILLE STATE		9:12	2-3	0-0	0-0	1-3-4	2	0	0	0	0	4
LOUISIANA-LAFAYETTE		3:54	0-0	0-0	0-2	0-0-0	1	0	0	0	0	0
at Rutgers		4:31	1-2	0-0	0-0	0-0-0	0	0	0	0	1	2
CALIFORNIA		4:55	0-0	0-0	0-0	1-0-1	3	0	0	0	1	0
at UCF		18:18	1-2	0-0	0-2	1-4-5	1	0	0	1	1	2
ALABAMA A&M		4:58	0-1	0-0	0-0	1-0-1	2	0	2	0	0	0
CLEMSON		6:27	0-0	0-0	0-0	0-0-0	3	0	1	0	0	0
at UAB		7:01	1-1	0-0	0-0	0-0-0	1	0	0	0	1	2
at Little Rock		13:03	2-2	0-0	0-0	1-0-1	2	0	1	0	1	4
ALABAMA STATE		9:26	3-4	0-0	0-0	2-1-3	1	0	2	0	2	6
NORFOLK STATE		9:46	0-3	0-0	0-0	1-1-2	1	0	2	0	1	0
WASHINGTON STATE		16:44	3-7	0-0	1-2	0-1-1	1	3	1	0	1	7
NORTH ALABAMA		8:33	1-3	0-0	0-0	1-2-3	0	0	0	0	0	2
TENNESSEE		11:32	1-5	0-0	0-0	3-2-5	1	1	0	0	0	2
at Texas A&M		8:59	0-0	0-0	0-0	0-0-0	2	0	0	0	1	0
at Ole Miss		22:00	1-2	0-0	1-1	1-5-6	0	1	2	1	2	3
LSU	*	15:21	1-1	0-0	0-0	1-1-2	3	0	1	0	0	2
at Vanderbilt						--DNP--						
ALABAMA		17:04	3-5	0-0	1-1	0-2-2	1	1	1	1	1	7
GEORGIA		13:58	0-1	0-0	0-0	0-1-1	2	1	1	0	0	0
SOUTH CAROLINA		1:45	0-0	0-0	0-0	0-0-0	2	0	1	0	0	0
at Arkansas		7:03	1-2	0-0	1-2	1-0-1	1	0	0	0	0	3
at Missouri						--DNP--						
KENTUCKY						--DNP--						
at Alabama						--DNP--						
at LSU						--DNP--						
TEXAS A&M						--DNP--						
MISSISSIPPI STATE						--DNP--						
at Florida												

**CAREER HIGHS**

Points		
7	vs. Washington St.	12/20/23
Rebounds		
7	vs. South Carolina	2/9/23
Assists		
3	vs. Washington St.	12/20/23
Blocks		
2	at LSU	1/15/23
Steals		
2	2x; last at Ole Miss	1/11/24
Field Goals		
3	4x; last vs. Alabama	1/21/24
Field Goal Attempts		
7	vs. Washington St.	12/20/23
3-Point Field Goals		
3-Point FG Attempts		
Free Throws		
1	5x; last at Arkansas	2/4/24
Free Throw Attempts		
4	vs. Vanderbilt	2/26/23

**AKINBOLAWA'S CAREER STATISTICS**

		Field Goals		3-Point		F-Throws		Rebounds				Scoring								
SEASON	TEAM	GP-GS	MIN/AVG	FG-FGA	FG%	3FG-3FGA	3FG%	FT-FTA	FT%	OFF	DEF	TOT	AVG	PF-FO	A	TO	BLK	STL	PTS	AVG
2022-23	AUB	15-0	119/8.0	7-14	.500	0-0	.000	2-8	.250	10	10	20	1.3	20-0	0	17	3	3	16	1.1
2023-24	AUB	21-1	214/10.2	21-44	.477	0-0	.000	4-10	.400	15	23	38	1.8	30-0	7	15	3	13	46	2.2
<b>TOTAL</b>		<b>36-1</b>	<b>334/9.3</b>	<b>28-58</b>	<b>.483</b>	<b>0-0</b>	<b>.000</b>	<b>6-18</b>	<b>.333</b>	<b>25</b>	<b>33</b>	<b>58</b>	<b>1.6</b>	<b>50-0</b>	<b>7</b>	<b>32</b>	<b>6</b>	<b>16</b>	<b>62</b>	<b>1.7</b>



# Audia YOUNG

# #21

Redshirt Freshman • Guard • 5-9  
Tallahassee, Fla. • Florida State University HS

- First SEC points vs. Kentucky with late field goal (2/15); also scored vs. Mississippi State (2/29)
- Scored first collegiate points vs. Alabama A&M; finished with 4 points, 1 rebound (11/26)
- Made Auburn debut vs. Jacksonville State (11/6)
- Missed 2022-23 season after suffering torn Achilles in preseason practice
- Averaged 16.2 points, 3.1 rebounds, 2.7 assists, 1.9 steals per game as high school senior
- Daughter of former Auburn All-American Carolyn Jones-Young and Missouri men's basketball assistant coach CY Young
- Wears her mother's No. 21, which was retired by Auburn following Jones' storied career

#### SEASON/CAREER HIGHS

##### Points

4 2x; last vs. Alabama State 12/13/23

##### Rebounds

4 vs. Alabama State 12/13/23

##### Assists

1 2x; last vs. North Alabama 12/31/23

##### Blocks

##### Steals

2 vs. Alabama State 12/13/23

##### Field Goals

2 2x; last vs. Alabama State 12/13/23

##### Field Goal Attempts

4 vs. Alabama State 12/13/23

##### 3-Point Field Goals

##### 3-Point FG Attempts

1 2x; last vs. Alabama State 12/13/23

##### Free Throws

##### Free Throw Attempts

Opponent	Start	Min.	FG-A	3PT-A	FT-A	0-D-T	PF	Ast.	TO	Blk.	St.	Pts.
JACKSONVILLE STATE		1:58	0-1	0-1	0-0	0-0-0	1	0	0	0	0	0
LOUISIANA-LAFAYETTE						--DNP--						
at Rutgers						--DNP--						
CALIFORNIA						--DNP--						
at UCF						--DNP--						
ALABAMA A&M		11:42	2-3	0-0	0-0	1-0-1	1	0	0	0	0	4
CLEMSON		4:26	1-1	0-0	0-0	0-1-1	0	0	0	0	0	2
at UAB						--DNP--						
at Little Rock						--DNP--						
ALABAMA STATE		11:11	2-4	0-1	0-0	3-1-4	1	0	2	0	2	4
NORFOLK STATE		4:37	1-2	0-1	0-0	0-2-2	0	1	0	0	0	2
WASHINGTON STATE						--DNP--						
NORTH ALABAMA		2:38	1-2	0-0	0-0	0-0-0	0	1	0	0	0	2
TENNESSEE						--DNP--						
at Texas A&M		1:00	0-1	0-0	0-0	0-0-0	0	0	0	0	0	0
at Ole Miss						--DNP--						
LSU						--DNP--						
at Vanderbilt						--DNP--						
ALABAMA						--DNP--						
GEORGIA		1:28	0-0	0-0	0-0	0-0-0	0	0	0	0	0	0
SOUTH CAROLINA						--DNP--						
at Arkansas						--DNP--						
at Missouri		1:38	0-1	0-1	0-0	0-0-0	1	0	1	0	0	0
KENTUCKY		2:10	1-2	0-1	0-0	0-0-0	1	0	0	0	0	2
at Alabama						--DNP--						
at LSU						--DNP--						
TEXAS A&M						--DNP--						
MISSISSIPPI STATE		1:25	1-1	0-0	0-0	0-0-0	0	0	0	0	0	2
at Florida												

#### YOUNG'S CAREER STATISTICS

		Field Goals		3-Point		F-Throws		Rebounds				Scoring									
SEASON	TEAM	GP-GS	MIN/AVG	FG-FGA	FG%	3FG-3FGA	3FG%	FT-FTA	FT%	OFF	DEF	TOT	AVG	PF	FO	A	TO	BLK	STL	PTS	AVG
2023-24	AUB	11-0	44/4.0	9-18	.500	0-5	.000	0-0	.000	4	4	8	0.7	5-0	2	3	0	2	18	1.6	
<b>TOTAL</b>		<b>11-0</b>	<b>44/4.0</b>	<b>9-18</b>	<b>.500</b>	<b>0-5</b>	<b>.000</b>	<b>0-0</b>	<b>.000</b>	<b>4</b>	<b>4</b>	<b>8</b>	<b>0.7</b>	<b>5-0</b>	<b>2</b>	<b>3</b>	<b>0</b>	<b>2</b>	<b>18</b>	<b>1.6</b>	



# Honesty SCOTT-GRAYSON

# #23

Graduate Student • Guard • 5-8  
Brick, N.J. • Riverdale Baptist HS (Md.) • Baylor

- **SEC Player of the Week, USBWA Player of the Week (1/16) after 21 points, 5 rebounds in upset win over No. 7 LSU**
- Career-high 32 points on Senior Night win over Mississippi State (2/29); tied Neville Arena record for an Auburn women's player
- Equaled then-career-high with 31 points vs. #1 South Carolina; third career 30+ point game (2/1)
- Has scored 15+ points in 13 of 14 SEC games; currently 2nd in SEC in scoring in conference games (19.9 ppg)
- 20+ points seven times in SEC play
- Scored 24 points with 5 rebounds, 3 assists in just 19 minutes vs. Alabama State (12/13)
- 18 points, led AU with 4 assists in homecoming game at Rutgers (11/12)
- Four career games with 30+ points
- Graduated from Auburn in December 2022 with degree in psychology; currently in graduate school

**SEASON HIGHS**

Points		
31	vs. South Carolina	2/1/24
Rebounds		
9	vs. California	11/17/23
Assists		
6	at Vanderbilt	1/18/24
Blocks		
3	at Arkansas	2/4/24
Steals		
5	vs. Clemson	11/30/23
Field Goals		
11	vs. South Carolina	2/1/24
Field Goal Attempts		
23	2x; last at LSU	2/22/24
3-Point Field Goals		
5	at LSU	2/22/24
3-Point FG Attempts		
11	vs. UL-Lafayette	11/9/23
Free Throws		
8	vs. South Carolina	2/1/24
Free Throw Attempts		
10	vs. South Carolina	2/1/24

Opponent	Start	Min.	FG-A	3PT-A	FT-A	O-D-T	PF	Ast.	TO	Blk.	St.	Pts.
JACKSONVILLE STATE	*	27:21	5-10	1-2	3-4	1-5-6	3	3	6	0	1	14
LOUISIANA-LAFAYETTE	*	34:57	5-18	3-11	2-2	0-8-8	3	2	3	0	2	15
at Rutgers	*	35:00	6-19	0-3	6-7	0-3-3	4	4	4	0	1	18
CALIFORNIA		28:20	6-16	1-4	5-7	2-7-9	3	2	1	1	1	18
at UCF	*	14:32	2-6	0-2	0-0	0-0-0	4	0	1	0	0	4
ALABAMA A&M						--DNP--						
CLEMSON	*	27:22	6-14	1-5	5-8	0-4-4	1	5	3	0	5	18
at UAB	*	30:08	9-16	1-1	3-4	0-1-1	2	4	2	0	1	22
at Little Rock	*	34:30	5-14	1-3	1-2	0-1-1	2	2	4	0	2	12
ALABAMA STATE	*	19:31	10-16	2-3	2-2	2-3-5	1	3	0	0	0	24
NORFOLK STATE	*	23:45	4-13	0-5	4-5	1-3-4	2	0	3	0	1	12
WASHINGTON STATE	*	34:43	5-11	2-5	5-6	0-5-5	3	1	3	0	3	17
NORTH ALABAMA	*	31:44	4-10	1-2	2-3	1-2-3	1	4	3	0	1	11
TENNESSEE	*	21:36	6-15	0-3	4-5	3-2-5	2	1	1	0	1	16
at Texas A&M	*	29:20	7-17	1-3	0-0	0-1-1	1	1	0	1	1	15
at Ole Miss	*	19:49	4-12	1-3	7-9	1-2-3	4	1	2	1	0	16
LSU	*	31:20	9-21	1-5	2-3	0-5-5	2	2	3	0	2	21
at Vanderbilt	*	32:58	6-23	1-9	2-2	3-3-6	1	6	4	0	1	15
ALABAMA	*	25:09	6-9	0-1	7-8	0-0-0	3	2	1	0	0	19
GEORGIA	*	33:39	6-17	3-8	6-8	0-6-6	0	1	3	1	2	21
SOUTH CAROLINA	*	33:28	11-23	1-3	8-10	1-1-2	1	1	4	1	2	31
at Arkansas	*	36:45	10-20	4-9	3-4	1-4-5	3	4	2	3	3	27
at Missouri	*	35:40	8-13	1-3	7-7	1-4-5	4	3	4	0	1	24
KENTUCKY	*	31:48	9-18	0-2	4-4	3-5-8	1	4	5	0	1	22
at Alabama	*	36:46	6-19	1-5	2-5	1-4-5	2	3	3	0	1	15
at LSU	*	32:37	10-23	5-8	3-5	0-4-4	3	0	3	1	3	28
TEXAS A&M	*	30:10	2-14	1-4	4-4	3-4-7	4	2	2	0	2	9
MISSISSIPPI STATE	*	31:38	12-23	4-10	4-5	0-2-2	1	2	2	0	2	32
at Florida												

**CAREER HIGHS (incl. 18-19 at Baylor)**

Points		
31	2x; last vs. South Carolina	2/1/24
Rebounds		
14	vs. Florida	2/14/22
Assists		
6	3x; last at Vanderbilt	1/18/24
Blocks		
4	at Alabama	1/2/22
Steals		
5	8x; last vs. Clemson	11/30/23
Field Goals		
11	vs. South Carolina	2/1/24
Field Goal Attempts		
23	2x; last at LSU	2/22/24
3-Point Field Goals		
5	at LSU	2/22/24
3-Point FG Attempts		
11	3x; last vs. UL-Lafayette	11/9/23
Free Throws		
8	2x; last vs. South Carolina	2/1/24
Free Throw Attempts		
10	vs. South Carolina	2/1/24

**SCOTT-GRAYSON'S CAREER STATISTICS**

SEASON	TEAM	GP-GS	MIN/AVG	Field Goals		3-Point		F-Throws		Rebounds				Scoring						
				FG-FGA	FG%	3FG-3FGA	3FG%	FT-FTA	FT%	OFF	DEF	TOT	AVG	PF-FO	A	TO	BLK	STL	PTS	AVG
2018-19	Baylor	29-0	193/6.7	25-51	.490	5-11	.455	19-26	.731	10	15	25	0.9	26-1	24	24	3	9	74	2.6
2020-21	AUB	24-24	680/28.4	129-318	.406	22-73	.301	67-88	.761	21	78	99	4.1	58-0	41	47	5	50	347	14.5
2021-22	AUB	28-27	870/31.1	135-342	.395	19-74	.257	74-110	.673	34	125	159	5.7	76-3	53	68	10	37	363	13.0
2022-23	AUB	28-27	801/28.6	125-314	.398	45-122	.369	60-86	.698	18	84	102	3.6	76-2	63	64	14	65	355	12.7
2023-24	AUB	27-26	805/29.8	179-430	.416	37-122	.303	101-129	.783	24	89	113	4.2	61-0	63	72	9	40	496	18.4
<b>TOTAL FOR AUB</b>		<b>107-104</b>	<b>3155/29.5</b>	<b>568-1404</b>	<b>.405</b>	<b>123-391</b>	<b>.315</b>	<b>302-413</b>	<b>.731</b>	<b>97</b>	<b>376</b>	<b>473</b>	<b>4.4</b>	<b>271-5</b>	<b>220</b>	<b>251</b>	<b>38</b>	<b>192</b>	<b>1561</b>	<b>14.6</b>
<b>TOTAL</b>		<b>136-104</b>	<b>3349/24.6</b>	<b>593-1455</b>	<b>.408</b>	<b>128-402</b>	<b>.318</b>	<b>321-439</b>	<b>.731</b>	<b>107</b>	<b>391</b>	<b>498</b>	<b>3.7</b>	<b>297-6</b>	<b>244</b>	<b>275</b>	<b>41</b>	<b>201</b>	<b>1635</b>	<b>12.0</b>



# Carsen McFADDEN

# #24

Senior • Guard • 5-7  
Fairview, Texas • Lovejoy HS

**Named to 2024 SEC Community Service Team**

- Played 10 minutes vs. Alabama State; scored 3 points with career-best 2 steals (12/13)
- Hit 3-pointer in closing seconds vs. Jacksonville State (11/6)
- Played in 16 games as a junior
- Scored career-high 4 points in wins over UL-Lafayette (12/11/22) and Samford (12/18/22)
- Made first postseason appearance with 2 points in WNIT win over Tulane (3/17)
- Has appeared in 30 games over three seasons
- Three-time SEC Academic Honor Roll selection
- Has a twin sister, Claire, who also attends Auburn

**SEASON HIGHS**

Points		
3	2x; last vs. Alabama State	12/13/23
Rebounds		
1	2x; last vs. Norfolk State	12/16/23
Assists		
Blocks		
Steals		
2	vs. Alabama State	12/13/23
Field Goals		
1	2x; last vs. Alabama State	12/13/23
Field Goal Attempts		
5	vs. Alabama State	12/13/23
3-Point Field Goals		
1	vs. Jacksonville State	11/6/23
3-Point FG Attempts		
2	vs. Clemson	11/30/23
Free Throws		
1	vs. Alabama State	12/13/23
Free Throw Attempts		
1	vs. Alabama State	12/13/23

Opponent	Start	Min.	FG-A	3PT-A	FT-A	O-D-T	PF	Ast.	TO	Blk.	St.	Pts.
JACKSONVILLE STATE		1:58	1-1	1-1	0-0	0-0-0	0	0	0	0	0	3
LOUISIANA-LAFAYETTE						--DNP--						
at Rutgers						--DNP--						
CALIFORNIA						--DNP--						
at UCF						--DNP--						
ALABAMA A&M		5:02	0-0	0-0	0-0	0-0-0	0	0	0	0	0	0
CLEMSON		3:17	0-2	0-2	0-0	0-0-0	1	0	0	0	0	0
at UAB						--DNP--						
at Little Rock						--DNP--						
ALABAMA STATE		10:00	1-5	0-0	1-1	1-0-1	0	0	0	0	2	3
NORFOLK STATE		4:37	0-0	0-0	0-0	0-1-1	0	0	0	0	0	0
WASHINGTON STATE						--DNP--						
NORTH ALABAMA		2:38	0-1	0-1	0-0	0-0-0	0	0	0	0	0	0
TENNESSEE						--DNP--						
at Texas A&M		0:51	0-0	0-0	0-0	0-0-0	0	0	0	0	0	0
at Ole Miss						--DNP--						
LSU						--DNP--						
at Vanderbilt						--DNP--						
ALABAMA						--DNP--						
GEORGIA		1:28	0-0	0-0	0-0	0-0-0	0	0	0	0	0	0
SOUTH CAROLINA						--DNP--						
at Arkansas						--DNP--						
at Missouri						--DNP--						
KENTUCKY		2:10	0-0	0-0	0-0	0-0-0	0	0	0	0	0	0
at Alabama						--DNP--						
at LSU						--DNP--						
TEXAS A&M						--DNP--						
MISSISSIPPI STATE		1:14	0-2	0-0	0-0	0-0-0	0	0	0	0	0	0
at Florida												

**CAREER HIGHS**

Points		
4	2x; last vs Samford	12/18/22
Rebounds		
3	vs. UCF	12/3/22
Assists		
3	vs. South Alabama	12/13/20
Blocks		
Steals		
2	2x; last vs. Alabama State	12/13/23
Field Goals		
2	vs Samford	12/18/22
Field Goal Attempts		
5	vs. UCF	12/3/22
3-Point Field Goals		
1	2x; last vs. Jacksonville State	11/6/23
3-Point FG Attempts		
2	2x; last vs. Clemson	11/30/23
Free Throws		
2	vs. UL-Lafayette	12/11/22
Free Throw Attempts		
3	vs. UL-Lafayette	12/11/22

**McFADDEN'S CAREER STATISTICS**

SEASON	TEAM	GP-GS	MIN/AVG	Field Goals		3-Point		F-Throws		Rebounds				Scoring						
				FG-FGA	FG%	3FG-3FGA	3FG%	FT-FTA	FT%	OFF	DEF	TOT	AVG	PF	FO	A	TO	BLK	STL	PTS
2020-21	AUB	6-0	20/3.3	1-3	.333	0-0	.000	1-2	.500	2	1	3	0.5	0-0	4	1	0	1	3	0.5
2021-22	AUB	8-0	29/3.6	1-6	.167	0-1	.000	0-0	.000	0	4	4	0.5	6-0	1	4	0	0	2	0.3
2022-23	AUB	16-0	51/3.2	5-18	.278	1-6	.167	2-3	.667	5	5	10	0.6	6-0	2	2	0	2	13	0.8
2023-24	AUB	10-0	33/3.3	2-11	.182	1-4	.250	1-1	1.000	1	1	2	0.2	1-0	0	0	0	2	6	0.6
<b>TOTAL</b>		<b>40-0</b>	<b>134/3.3</b>	<b>9-38</b>	<b>.237</b>	<b>2-11</b>	<b>.182</b>	<b>4-6</b>	<b>.667</b>	<b>8</b>	<b>11</b>	<b>19</b>	<b>0.5</b>	<b>13-0</b>	<b>7</b>	<b>7</b>	<b>0</b>	<b>5</b>	<b>24</b>	<b>0.6</b>



# Savannah SCOTT

# #30

Freshman • Center • 6-4  
Conway, Ark. • Conway HS

**• SEC Freshman of the Week (11/14)**

- 5 points, 5 offensive rebounds in win over Texas A&M (2/25)
- Career-high 3 blocks at LSU (2/22)
- First career double-double with 21 points, 11 rebounds in win at Rutgers (11/12)
- Stellar debut with 13 points (6-7 FG), team-best 8 rebounds in season opener vs. Jacksonville State (11/6)
- Helped lead Conway HS to 2023 Arkansas state title and No. 16 national ranking; had 14 points and 12 rebounds in state championship game
- Ranked as No. 6 player in Arkansas in 2021 Girls Fab40
- Provides much-needed size in the post for Auburn

**SEASON/CAREER HIGHS**

Points	21	at Rutgers	11/12/23
Rebounds	11	at Rutgers	11/12/23
Assists	1	4x; last at Ole Miss	1/11/24
Blocks	3	at LSU	2/22/24
Steals	1	2x; last at LSU	2/22/24
Field Goals	8	at Rutgers	11/12/23
Field Goal Attempts	10	at Rutgers	11/12/23
3-Point Field Goals			
3-Point FG Attempts			
Free Throws	5	at Rutgers	11/12/23
Free Throw Attempts	12	at Rutgers	11/12/23

Opponent	Start	Min.	FG-A	3PT-A	FT-A	O-D-T	PF	Ast.	TO	Blk.	St.	Pts.
JACKSONVILLE STATE	*	22:43	6-7	0-0	1-1	3-5-8	2	1	2	1	0	13
LOUISIANA-LAFAYETTE	*	26:35	6-9	0-0	4-4	5-1-6	2	1	1	0	0	16
at Rutgers	*	32:58	8-10	0-0	5-12	5-6-11	1	0	0	2	0	21
CALIFORNIA	*	34:02	1-3	0-0	0-0	2-2-4	3	0	1	0	0	2
at UCF	*	8:36	0-1	0-0	0-0	0-2-2	2	0	3	1	0	0
ALABAMA A&M	*	18:26	4-4	0-0	0-0	1-2-3	1	1	2	0	0	8
CLEMSON		15:57	0-1	0-0	0-0	1-3-4	1	0	1	0	0	0
at UAB		11:53	1-1	0-0	0-0	1-1-2	0	0	1	0	0	2
at Little Rock		17:04	3-6	0-0	0-0	3-3-6	2	0	1	0	0	6
ALABAMA STATE		12:28	3-3	0-0	2-2	0-3-3	1	0	0	0	0	8
NORFOLK STATE		15:21	1-2	0-0	1-4	0-2-2	1	0	1	0	0	3
WASHINGTON STATE		8:19	0-1	0-0	2-2	2-0-2	0	0	0	0	0	2
NORTH ALABAMA		1:32	0-1	0-0	0-0	1-0-1	0	0	0	0	0	0
TENNESSEE		15:47	2-3	0-0	0-0	1-0-1	0	0	0	0	0	4
at Texas A&M	*	12:16	0-1	0-0	0-0	1-0-1	1	0	0	0	0	0
at Ole Miss	*	13:38	1-3	0-0	1-2	3-1-4	1	1	1	0	0	3
LSU		11:37	0-1	0-0	0-0	1-2-3	3	0	2	1	0	0
at Vanderbilt		6:52	1-2	0-0	1-2	0-1-1	1	0	0	0	0	3
ALABAMA	*	22:22	4-7	0-0	2-2	2-3-5	0	0	1	0	0	10
GEORGIA	*	18:38	3-6	0-0	0-0	3-2-5	0	0	1	1	1	6
SOUTH CAROLINA	*	24:14	2-3	0-0	0-0	1-3-4	1	0	0	2	0	4
at Arkansas						--DNP--						
at Missouri	*	14:16	2-3	0-0	0-0	3-0-3	2	0	1	1	0	4
KENTUCKY	*	12:00	1-3	0-0	0-0	1-2-3	2	1	0	0	0	2
at Alabama	*	10:11	2-4	0-0	0-0	0-1-1	1	0	0	2	0	4
at LSU	*	18:18	1-2	0-0	0-0	0-0-0	3	0	1	3	1	2
TEXAS A&M	*	10:57	2-3	0-0	1-2	5-0-5	1	0	1	0	0	5
MISSISSIPPI STATE	*	14:01	0-1	0-0	0-0	1-3-4	4	0	0	1	0	0
at Florida												

**SCOTT'S CAREER STATISTICS**

		Field Goals		3-Point		F-Throws		Rebounds				Scoring								
SEASON	TEAM	GP-GS	MIN/AVG	FG-FGA	FG%	3FG-3FGA	3FG%	FT-FTA	FT%	OFF	DEF	TOT	AVG	PF-FO	A	TO	BLK	STL	PTS	AVG
2023-24	AUB	27-17	431/16.0	54-91	.593	0-0	.000	20-33	.606	46	48	94	3.5	36-0	5	21	15	2	128	4.7
<b>TOTAL</b>		<b>27-17</b>	<b>431/16.0</b>	<b>54-91</b>	<b>.593</b>	<b>0-0</b>	<b>.000</b>	<b>20-33</b>	<b>.606</b>	<b>46</b>	<b>48</b>	<b>94</b>	<b>3.5</b>	<b>36-0</b>	<b>5</b>	<b>21</b>	<b>15</b>	<b>2</b>	<b>128</b>	<b>4.7</b>



# Timya THURMAN

# #32

Freshman • Center • 6-5  
Linden, Ala. • Linden HS

- Played significant minutes vs. #1 South Carolina; led Tigers with career-high 3 blocks along with 2 rebounds, 2 points (2/1)
- First SEC points with late layup in win over Georgia (1/29)
- Season-best 4 points along with 1 rebound, 1 block in win over Norfolk State (12/16)
- Scored first collegiate points in win over Alabama A&M, finished with 3 points, 2 rebounds, 1 block, 1 assist (11/26)
- Had 1 rebound in Auburn debut vs. Jacksonville State (11/6)
- Only player on Auburn roster from Alabama
- Named to Alabama-Mississippi All-Star Game in 2023
- Alabama Class 1A Player of the Year in 2022; averaged 25 points and 20 rebounds as a junior at Linden HS
- Three-time first-team all-state selection

**SEASON/CAREER HIGHS**

Points	4	vs. Norfolk State	12/16/23
Rebounds	2	2x; last vs. South Carolina	2/1/24
Assists	2	vs. Alabama State	12/13/23
Blocks	3	vs. South Carolina	2/1/24
Steals	1	vs. Alabama State	12/13/23
Field Goals	1	5x; last vs. South Carolina	2/1/24
Field Goal Attempts	5	vs. South Carolina	2/1/24
3-Point Field Goals			
3-Point FG Attempts			
Free Throws	1	3x; last vs. North Alabama	12/31/23
Free Throw Attempts	2	2x; last vs. Alabama State	12/13/23

Opponent	Start	Min.	FG-A	3PT-A	FT-A	O-D-T	PF	Ast.	TO	Blk.	St.	Pts.
JACKSONVILLE STATE		1:58	0-0	0-0	0-0	0-1-1	1	0	0	0	0	0
LOUISIANA-LAFAYETTE						--DNP--						
at Rutgers						--DNP--						
CALIFORNIA		1:03	0-0	0-0	0-0	0-0-0	0	0	0	0	0	0
at UCF						--DNP--						
ALABAMA A&M		10:14	1-2	0-0	1-2	2-0-2	0	1	0	1	0	3
CLEMSON		3:48	1-1	0-0	0-0	0-1-1	0	0	0	0	0	2
at UAB						--DNP--						
at Little Rock		4:06	0-1	0-0	0-0	0-0-0	0	0	0	0	0	0
ALABAMA STATE		6:18	0-2	0-0	1-2	1-0-1	0	2	0	1	1	1
NORFOLK STATE		4:37	2-3	0-0	0-0	0-1-1	1	0	1	1	0	4
WASHINGTON STATE						--DNP--						
NORTH ALABAMA		2:38	1-1	0-0	1-1	0-0-0	0	0	0	0	0	3
TENNESSEE						--DNP--						
at Texas A&M		1:00	0-0	0-0	0-0	0-0-0	0	0	0	0	0	0
at Ole Miss						--DNP--						
LSU						--DNP--						
at Vanderbilt						--DNP--						
ALABAMA						--DNP--						
GEORGIA		1:28	1-1	0-0	0-0	0-0-0	0	0	0	0	0	1
SOUTH CAROLINA		14:01	1-5	0-0	0-0	1-1-2	2	0	2	3	0	2
at Arkansas						--DNP--						
at Missouri		3:10	0-0	0-0	0-0	0-0-0	0	0	0	0	0	0
KENTUCKY		2:49	0-0	0-0	0-0	0-0-0	1	0	2	0	0	0
at Alabama		0:46	0-0	0-0	0-0	0-0-0	0	0	0	0	0	0
at LSU						--DNP--						
TEXAS A&M						--DNP--						
MISSISSIPPI STATE						--DNP--						
at Florida						--DNP--						

**THURMAN'S CAREER STATISTICS**

		Field Goals		3-Point		F-Throws		Rebounds				Scoring								
SEASON	TEAM	GP-GS	MIN/AVG	FG-FGA	FG%	3FG-3FGA	3FG%	FT-FTA	FT%	OFF	DEF	TOT	AVG	PF-FO	A	TO	BLK	STL	PTS	AVG
2023-24	AUB	15-0	60/4.0	7-16	.438	0-0	.000	3-5	.600	4	4	8	0.5	5-0	3	5	6	1	17	1.1
<b>TOTAL</b>		<b>15-0</b>	<b>60/4.0</b>	<b>7-16</b>	<b>.438</b>	<b>0-0</b>	<b>.000</b>	<b>3-5</b>	<b>.600</b>	<b>4</b>	<b>4</b>	<b>8</b>	<b>0.5</b>	<b>5-0</b>	<b>3</b>	<b>5</b>	<b>6</b>	<b>1</b>	<b>17</b>	<b>1.1</b>

Exhibition | Oct. 30, 2023 | Auburn, Ala. Auburn 77, West Georgia 49

NCAA logo, Official Basketball Box Score - Final, West Ga. at Auburn, 10/30/23 Neville Arena, Auburn, Ala., 2023-24 Women's Basketball, Game Time: 7:00 PM, Game Duration: 1:45, Officials: Talisa Green, Royce Blevins, Aaron Brooks

Box score for West Ga. - 49, Record: 0-0. Player stats including NO. Name, Min, FG, 3P, FT, Rebounds, Fouls, TP, AS, TO, ST, Blocks, +/-.

Shooting By Period, 1st FG% 4-12 33.3%, 3PT% 1-2 50.0%, 2nd FG% 3-9 33.3%, 3PT% 1-3 33.3%, FT% 2-4 50.0%, 3rd FG% 4-14 28.6%, 3PT% 0-5 0.0%, FT% 2-2 100.0%, 4th FG% 6-13 46.2%, 3PT% 2-5 40.0%, FT% 7-7 100.0%, GM FG% 17-48 35.4%, 3PT% 4-15 26.7%, FT% 11-13 84.6%. Dead Ball Rebounds: 3, 2

Box score for Auburn - 77, Record: 0-0. Player stats including NO. Name, Min, FG, 3P, FT, Rebounds, Fouls, TP, AS, TO, ST, Blocks, +/-.

Shooting By Period, 1st FG% 8-19 42.1%, 3PT% 2-6 33.3%, FT% 1-4 25.0%, 2nd FG% 9-20 45.0%, 3PT% 0-2 0.0%, FT% 0-1 0.0%, 3rd FG% 8-19 42.1%, 3PT% 0-4 0.0%, FT% 1-2 50.0%, 4th FG% 10-22 45.5%, 3PT% 1-2 50.0%, FT% 2-3 66.7%, GM FG% 35-80 43.8%, 3PT% 3-14 21.4%, FT% 4-10 40.0%. Dead Ball Rebounds: 4, 0

Technical Fouls: NONE. Summary statistics including Biggest lead, Best Scoring Run, Lead Changes, Times Tied, Time with Lead, Points from Turnovers, Paint, Second Chance, Fast Breaks, Bench, and Period by Period Scoring.

Exhibition | Nov. 2, 2023 | Auburn, Ala. Auburn 94, Columbus State 65

NCAA logo, Official Basketball Box Score - Final, Columbus St. at Auburn, 11/02/23 Neville Arena, Auburn, Ala., 2023-24 Women's Basketball, Game Time: 7:00 PM, Game Duration: 2:04, Officials: Meadow Overstreet, Carla Fountain, Kyle Galloway

Box score for Columbus St. - 65, Record: 0-0. Player stats including NO. Name, Min, FG, 3P, FT, Rebounds, Fouls, TP, AS, TO, ST, Blocks, +/-.

Shooting By Period, 1st FG% 6-17 35.3%, 3PT% 2-5 40.0%, FT% 4-5 80%, 2nd FG% 5-18 27.8%, 3PT% 3-6 50.0%, FT% 1-2 50%, 3rd FG% 5-17 29.4%, 3PT% 0-7 0.0%, FT% 1-2 50%, 4th FG% 7-13 53.8%, 3PT% 1-3 33.3%, FT% 7-7 100%, GM FG% 23-65 35.4%, 3PT% 6-21 28.6%, FT% 13-16 81.3%. Dead Ball Rebounds: 1, 0

Box score for Auburn - 94, Record: 0-0. Player stats including NO. Name, Min, FG, 3P, FT, Rebounds, Fouls, TP, AS, TO, ST, Blocks, +/-.

Shooting By Period, 1st FG% 10-18 55.6%, 3PT% 1-2 50.0%, FT% 1-4 25%, 2nd FG% 10-15 66.7%, 3PT% 1-2 50.0%, FT% 8-10 80%, 3rd FG% 5-15 33.3%, 3PT% 1-4 25.0%, FT% 8-14 57.1%, 4th FG% 11-22 50.0%, 3PT% 0-1 0.0%, FT% 2-4 50.0%, GM FG% 36-70 51.4%, 3PT% 3-9 33.3%, FT% 19-32 59.4%. Dead Ball Rebounds: 8, 1

Technical Fouls: NONE. Summary statistics including Biggest lead, Best Scoring Run, Lead Changes, Times Tied, Time with Lead, Points from Turnovers, Paint, Second Chance, Fast Breaks, Bench, and Period by Period Scoring.

Game 1 | Nov. 6, 2022 | Auburn, Ala. Auburn 78, Jacksonville State 49

NCAA logo, Official Basketball Box Score - Final, Jacksonville St. at Auburn, 11/06/23 Neville Arena, Auburn, Ala., 2023-24 Women's Basketball, Game Time: 7:00 PM, Game Duration: 1:57, Attendance: 2,232, Officials: Joseph Vaszyly, Felicia Grinter, Billy Smith

Box score for Jacksonville St. - 49, Record: 0-1. Player stats including NO. Name, Min, FG, 3P, FT, Rebounds, Fouls, TP, AS, TO, ST, Blocks, +/-.

Shooting By Period, 1st FG% 8-18 44.4%, 3PT% 2-4 50.0%, FT% 2-2 100%, 2nd FG% 3-7 42.9%, 3PT% 1-3 33.3%, FT% 0-0 0.0%, 3rd FG% 3-11 27.3%, 3PT% 0-3 0.0%, FT% 3-4 75%, 4th FG% 4-13 30.8%, 3PT% 1-4 25.0%, FT% 5-6 83.3%, GM FG% 18-59 30.5%, 3PT% 3-14 21.4%, FT% 10-12 83.3%. Dead Ball Rebounds: 1, 0

Box score for Auburn - 78, Record: 1-0. Player stats including NO. Name, Min, FG, 3P, FT, Rebounds, Fouls, TP, AS, TO, ST, Blocks, +/-.

Shooting By Period, 1st FG% 8-18 44.4%, 3PT% 1-2 50.0%, FT% 7-8 87.5%, 2nd FG% 7-14 50.0%, 3PT% 0-2 0.0%, FT% 3-4 75%, 3rd FG% 6-17 35.3%, 3PT% 0-1 0.0%, FT% 2-2 100%, 4th FG% 8-12 66.7%, 3PT% 3-4 75.0%, FT% 4-8 50.0%, GM FG% 29-61 47.5%, 3PT% 4-9 44.4%, FT% 16-22 72.7%. Dead Ball Rebounds: 6, 0

Technical Fouls: NONE. Summary statistics including Biggest lead, Best Scoring Run, Lead Changes, Times Tied, Time with Lead, Points from Turnovers, Paint, Second Chance, Fast Breaks, Bench, and Period by Period Scoring.

Game 2 | Nov. 9, 2023 | Auburn, Ala. Auburn 60, Louisiana-Lafayette 54

NCAA logo, Official Basketball Box Score - Final, Louisiana at Auburn, 11/09/23 Neville Arena, Auburn, Ala., 2023-24 Women's Basketball, Game Time: 7:00 PM, Game Duration: 2:05, Attendance: 2,225, Officials: Talisa Green, Teresa Slack, Roy Gubeyan

Box score for Louisiana - 54, Record: 1-1. Player stats including NO. Name, Min, FG, 3P, FT, Rebounds, Fouls, TP, AS, TO, ST, Blocks, +/-.

Shooting By Period, 1st FG% 5-14 35.7%, 3PT% 1-3 33.3%, FT% 3-4 75%, 2nd FG% 3-10 30.0%, 3PT% 0-2 0.0%, FT% 5-6 83.3%, 3rd FG% 5-14 35.7%, 3PT% 1-5 20.0%, FT% 0-0 0.0%, 4th FG% 5-11 45.5%, 3PT% 2-5 40.0%, FT% 6-11 54.5%, GM FG% 18-49 36.7%, 3PT% 4-15 26.7%, FT% 14-21 66.7%. Dead Ball Rebounds: 2, 0

Box score for Auburn - 60, Record: 2-0. Player stats including NO. Name, Min, FG, 3P, FT, Rebounds, Fouls, TP, AS, TO, ST, Blocks, +/-.

Shooting By Period, 1st FG% 2-14 14.3%, 3PT% 0-5 0.0%, FT% 0-4 0.0%, 2nd FG% 5-16 31.3%, 3PT% 2-8 25.0%, FT% 0-0 0.0%, 3rd FG% 8-17 47.1%, 3PT% 0-2 0.0%, FT% 5-5 100%, 4th FG% 6-12 50.0%, 3PT% 2-5 40.0%, FT% 9-10 90%, GM FG% 21-59 35.6%, 3PT% 4-20 20.0%, FT% 14-19 73.7%. Dead Ball Rebounds: 3, 0

Technical Fouls: NONE. Summary statistics including Biggest lead, Best Scoring Run, Lead Changes, Times Tied, Time with Lead, Points from Turnovers, Paint, Second Chance, Fast Breaks, Bench, and Period by Period Scoring.



Game 3 | Nov. 12, 2023 | Piscataway, N.J. Auburn 76, Rutgers 56

Official Basketball Box Score - Final Auburn at Rutgers. Game Time: 5:00 PM. Game Duration: 2:12. Attendance: 1,619. Includes player stats for Auburn (76) and Rutgers (56).

Shooting By Period and Technical Fouls for Game 3. Includes 1st, 2nd, 3rd, and 4th quarter shooting percentages and foul counts.

Points from Turnovers, Paint, Second Chance, Fast Breaks, and Bench for Game 3. Includes AU and RU breakdowns.

Game 4 | Nov. 17, 2023 | Auburn, Ala. California 67, Auburn 53

Official Basketball Box Score - Final California at Auburn. Game Time: 7:00 PM. Game Duration: 1:54. Attendance: 2,559. Includes player stats for California (67) and Auburn (53).

Shooting By Period and Technical Fouls for Game 4. Includes 1st, 2nd, 3rd, and 4th quarter shooting percentages and foul counts.

Points from Turnovers, Paint, Second Chance, Fast Breaks, and Bench for Game 4. Includes Cal and Auburn breakdowns.

Game 5 | Nov. 20, 2023 | Orlando, Fla. UCF 60, Auburn 53

Official Basketball Box Score - Final Auburn at UCF. Game Time: 7:00 PM. Game Duration: 2:06. Attendance: 1,180. Includes player stats for Auburn (53) and UCF (60).

Shooting By Period and Technical Fouls for Game 5. Includes 1st, 2nd, 3rd, and 4th quarter shooting percentages and foul counts.

Points from Turnovers, Paint, Second Chance, Fast Breaks, and Bench for Game 5. Includes AUB and UCF breakdowns.

Game 6 | Nov. 26, 2023 | Auburn, Ala. Auburn vs. Alabama A&M

Official Basketball Box Score - Final Alabama A&M at Auburn. Game Time: 2:00 PM. Game Duration: 2:04. Attendance: 2,427. Includes player stats for Alabama A&M (45) and Auburn (68).

Shooting By Period and Technical Fouls for Game 6. Includes 1st, 2nd, 3rd, and 4th quarter shooting percentages and foul counts.

Points from Turnovers, Paint, Second Chance, Fast Breaks, and Bench for Game 6. Includes AAMU and Auburn breakdowns.

Game 7 | Nov. 30, 2023 | Auburn, Ala.  
Auburn 83, Clemson 53 - ACC/SEC Challenge

		Official Basketball Box Score - Final <b>Clemson at Auburn</b> 11/30/23 Neville Arena, Auburn, Ala. 2023-24 Women's Basketball		Game Time: 8:00 PM Game Duration: 2:10 Attendance: 2,388	
<b>Clemson - 53</b> Record: 5-4		Officials: Felicia Grinter, Kristen Bell, Nykesha Thompson		Shooting By Period 1st FG% 4-10 40.0% 3PT% 1-2 50.0% FT% 1-2 50.0% 2nd FG% 3-11 27.3% 3PT% 0-3 0.0% FT% 5-8 62.5% 3rd FG% 4-16 25.0% 3PT% 1-5 20.0% FT% 5-7 71.4% 4th FG% 5-11 45.5% 3PT% 1-6 16.7% FT% 7-12 58.3% GM FG% 16-48 33.3% 3PT% 3-16 18.8% FT% 18-29 62.1%	
<b>Totals</b>		16-48 3-16 18-29 8 33 41 27 25 53 4 29 5 0 3 -10		Technical Fouls: NONE Dead Ball Rebounds: 6, 0	

<b>Auburn - 83</b> Record: 5-2		Officials: Felicia Grinter, Kristen Bell, Nykesha Thompson		Shooting By Period 1st FG% 7-17 41.2% 3PT% 3-8 37.5% FT% 2-4 50.0% 2nd FG% 6-13 46.2% 3PT% 0-2 0.0% FT% 5-7 71.4% 3rd FG% 8-18 44.4% 3PT% 1-3 33.3% FT% 3-6 50.0% 4th FG% 8-13 61.5% 3PT% 2-6 33.3% FT% 9-13 69.2% GM FG% 29-61 47.5% 3PT% 6-19 31.6% FT% 19-30 63.3%	
<b>Totals</b>		29-61 6-19 19-30 7 29 36 25 27 83 16 13 17 3 0 30		Technical Fouls: NONE Dead Ball Rebounds: 3, 0	

Biggest lead 0 (1st 10:00) 34 (4th 1:03)		Best Scoring Run 6 (2nd 8:26) 10 (3rd 5:58)		Lead Changes 0		Times Tied 0		Time with Lead 00:00 38:59	
Points from Turnovers 4 29		Paint 26 38		Second Chance 7 2		Fast Breaks 7 18		Bench 16 39	
Period by Period Scoring 1st 2nd 3rd 4th TOT		CLEM 10 11 14 18 53		AUB 19 17 20 27 83		CLEM 10 11 14 18 53		AUB 19 17 20 27 83	

Game 8 | Dec. 3, 2023 | Birmingham, Ala.  
Auburn 72, UAB 62

		Official Basketball Box Score - Final <b>Auburn at UAB</b> 12/03/23 Bartow Arena, Birmingham 2023-24 Women's Basketball		Game Time: 2:30 PM Game Duration: 1:57 Attendance: 861	
<b>Auburn - 72</b> Record: 6-2		Officials: Carla Fountain, Bryan Brunette, Courtney Robinson		Shooting By Period 1st FG% 6-15 40.0% 3PT% 0-1 0.0% FT% 0-0 0.0% 2nd FG% 9-15 60.0% 3PT% 1-1 100.0% FT% 4-6 66.7% 3rd FG% 6-16 37.5% 3PT% 1-2 50.0% FT% 3-8 37.5% 4th FG% 7-14 50.0% 3PT% 0-1 0.0% FT% 7-9 77.8% GM FG% 28-60 46.7% 3PT% 2-5 40.0% FT% 14-23 60.9%	
<b>Totals</b>		28-60 2-5 14-23 14 30 44 22 18 72 14 16 9 6 1 10		Technical Fouls: NONE Dead Ball Rebounds: 6, 0	

<b>UAB - 62</b> Record: 6-2		Officials: Carla Fountain, Bryan Brunette, Courtney Robinson		Shooting By Period 1st FG% 5-17 29.4% 3PT% 1-6 16.7% FT% 2-3 66.7% 2nd FG% 2-12 16.7% 3PT% 0-5 0.0% FT% 4-6 66.7% 3rd FG% 5-14 35.7% 3PT% 2-7 28.6% FT% 4-4 100% 4th FG% 6-18 33.3% 3PT% 4-6 66.7% FT% 9-10 90% GM FG% 18-61 29.5% 3PT% 7-24 29.2% FT% 19-23 82.6%	
<b>Totals</b>		18-61 7-24 19-23 15 21 36 18 22 62 9 17 6 1 6 -10		Technical Fouls: NONE Dead Ball Rebounds: 2, 0	

Biggest lead 17 (3rd 1:04) 3 (1st 1:04)		Best Scoring Run 10 (2nd 7:00) 6 (1st 1:04)		Lead Changes 2		Times Tied 0		Time with Lead 37:49 01:57	
Points from Turnovers 20 11		Paint 38 20		Second Chance 7 16		Fast Breaks 15 4		Bench 17 25	
Period by Period Scoring 1st 2nd 3rd 4th TOT		AUB 12 23 16 21 72		UAB 13 8 16 25 62		AUB 12 23 16 21 72		UAB 13 8 16 25 62	

Game 9 | Dec. 10, 2023 | Little Rock, Ark.  
Auburn 58, Little Rock 45

		Official Basketball Box Score - Final <b>Auburn at Little Rock</b> 12/10/23 Jack Stephens Center, Little Rock 2023-24 Women's Basketball		Game Time: 2:00 PM Game Duration: 1:52 Attendance: 1,378	
<b>Auburn - 58</b> Record: 7-2		Officials: Angel Kent, Tommi Paris, Dawn Marsh		Shooting By Period 1st FG% 5-14 35.7% 3PT% 0-2 0.0% FT% 2-2 100% 2nd FG% 8-10 80.0% 3PT% 4-4 100.0% FT% 0-2 0.0% 3rd FG% 5-16 31.3% 3PT% 0-2 0.0% FT% 0-0 0.0% 4th FG% 4-13 30.8% 3PT% 0-2 0.0% FT% 2-4 50.0% GM FG% 22-53 41.5% 3PT% 4-10 40.0% FT% 10-15 66.7%	
<b>Totals</b>		22-53 4-10 10-15 12 20 32 18 20 58 10 19 8 1 1 13		Technical Fouls: NONE Dead Ball Rebounds: 4, 1	

<b>Little Rock - 45</b> Record: 0-7		Officials: Angel Kent, Tommi Paris, Dawn Marsh		Shooting By Period 1st FG% 4-8 50.0% 3PT% 0-0 0.0% FT% 1-2 50% 2nd FG% 3-11 27.3% 3PT% 1-1 100.0% FT% 0-2 0.0% 3rd FG% 6-15 40.0% 3PT% 0-0 0.0% FT% 0-0 0.0% 4th FG% 5-7 71.4% 3PT% 0-1 0.0% FT% 7-13 53.8% GM FG% 18-41 43.9% 3PT% 1-4 25.0% FT% 8-17 47.1%	
<b>Totals</b>		18-41 1-4 8-17 5 20 25 21 18 45 7 19 7 1 1 -13		Technical Fouls: Coach 4th 1:53 Dead Ball Rebounds: 6, 0	

Biggest lead 23 (3rd 7:54) 0 (1st 10:00)		Best Scoring Run 15 (2nd 1:05) 10 (3rd 4:24)		Lead Changes 0		Times Tied 4		Time with Lead 35:48 00:00	
Points from Turnovers 20 13		Paint 28 22		Second Chance 11 7		Fast Breaks 12 1		Bench 19 10	
Period by Period Scoring 1st 2nd 3rd 4th TOT		AUB 12 20 16 10 58		LRT 9 7 12 17 45		AUB 12 20 16 10 58		LRT 9 7 12 17 45	

Game 10 | Dec. 13, 2023 | Auburn, Ala.  
Auburn 94, Alabama State 37

		Official Basketball Box Score - Final <b>Alabama St. at Auburn</b> 12/13/23 Neville Arena, Auburn, Ala. 2023-24 Women's Basketball		Game Time: 7:00 PM Game Duration: 1:53 Attendance: 2,246	
<b>Alabama St. - 37</b> Record: 0-8		Officials: Michael McConnell, Jeffrey Smith, Sarah Williams		Shooting By Period 1st FG% 1-6 16.7% 3PT% 0-3 0.0% FT% 0-0 0.0% 2nd FG% 4-10 40.0% 3PT% 1-3 33.3% FT% 2-2 100% 3rd FG% 2-9 22.2% 3PT% 1-1 100.0% FT% 2-2 100% 4th FG% 4-6 66.7% FT% 7-17 41.2% 3PT% 1-1 100.0% FT% 0-0 0.0% GM FG% 14-42 33.3% 3PT% 3-8 37.5% FT% 6-8 75.0%	
<b>Totals</b>		14-42 3-8 6-8 8 20 28 22 14 37 7 40 7 7 1 -57		Technical Fouls: NONE Dead Ball Rebounds: 2, 2	

<b>Auburn - 94</b> Record: 8-2		Officials: Michael McConnell, Jeffrey Smith, Sarah Williams		Shooting By Period 1st FG% 11-21 52.4% 3PT% 2-6 33.3% FT% 3-5 60% 2nd FG% 9-20 45.0% 3PT% 0-3 0.0% FT% 1-2 50% 3rd FG% 10-19 52.6% 3PT% 2-5 40.0% FT% 8-10 80% 4th FG% 7-18 38.9% 3PT% 0-0 0.0% FT% 4-7 57.1% GM FG% 37-78 47.4% 3PT% 4-14 28.6% FT% 16-24 66.7%	
<b>Totals</b>		37-78 4-14 16-24 22 19 41 14 22 94 25 14 28 1 7 57		Technical Fouls: NONE Dead Ball Rebounds: 5, 1	

Biggest lead 0 (1st 10:00) 57 (4th 6:11)		Best Scoring Run 7 (2nd 0:51) 28 (2nd 6:53)		Lead Changes 0		Times Tied 0		Time with Lead 00:00 39:19	
Points from Turnovers 17 53		Paint 14 60		Second Chance 2 30		Fast Breaks 2 40		Bench 18 40	
Period by Period Scoring 1st 2nd 3rd 4th TOT		ASU 2 11 9 15 37		Auburn 27 19 30 18 94		ASU 2 11 9 15 37		Auburn 27 19 30 18 94	

2023-24 AUBURN WOMEN'S BASKETBALL

21 NCAA Tournaments • 3 Final Fours • 5 SEC Titles • 4 SEC Tournament Titles

Game 11 | Dec. 16, 2023 | Auburn, Ala.  
Auburn 67, Norfolk State 39

NCAA Logo, Norfolk St. at Auburn, Game Time: 2:00 PM, Game Duration: 1:55, Attendance: 2,396. Official Basketball Box Score - Final. Norfolk St. - 39, Record: 7-4. Shooting By Period, Technical Fouls: Coach 3rd 1:31.

Auburn - 67, Record: 9-2. Shooting By Period, Technical Fouls: NONE. Dead Ball Rebounds: 3, 0.

Biggest lead, Best Scoring Run, Lead Changes, Times Tied, Time with Lead. Points from Turnovers, Paint, Second Chance, Fast Breaks, Bench.

Game 13 | Dec. 31, 2023 | Auburn, Ala.  
Auburn 79, North Alabama 58

NCAA Logo, North Ala. at Auburn, Game Time: 2:00 PM, Game Duration: 1:51, Attendance: 2,422. Official Basketball Box Score - Final. North Ala. - 58, Record: 4-9. Shooting By Period, Technical Fouls: NONE.

Auburn - 79, Record: 11-2. Shooting By Period, Technical Fouls: NONE. Dead Ball Rebounds: 2, 1.

Biggest lead, Best Scoring Run, Lead Changes, Times Tied, Time with Lead. Points from Turnovers, Paint, Second Chance, Fast Breaks, Bench.

Game 12 | Dec. 20, 2023 | Auburn, Ala.  
Auburn 69, Washington State 62

NCAA Logo, Washington St. at Auburn, Game Time: 2:00 PM, Game Duration: 1:59, Attendance: 2,341. Official Basketball Box Score - Final. Washington St. - 62, Record: 11-3. Shooting By Period, Technical Fouls: NONE.

Auburn - 69, Record: 10-2. Shooting By Period, Technical Fouls: NONE. Dead Ball Rebounds: 1, 0.

Biggest lead, Best Scoring Run, Lead Changes, Times Tied, Time with Lead. Points from Turnovers, Paint, Second Chance, Fast Breaks, Bench.

Game 14 | Jan. 4, 2024 | Auburn, Ala.  
Tennessee 75, Auburn 67

NCAA Logo, Tennessee at Auburn, Game Time: 7:00 PM, Game Duration: 2:08, Attendance: 2,928. Official Basketball Box Score - Final. Tennessee - 75, Record: 8-5 (1-0). Shooting By Period, Technical Fouls: NONE.

Auburn - 67, Record: 11-3 (0-1). Shooting By Period, Technical Fouls: NONE. Dead Ball Rebounds: 2, 0.

Biggest lead, Best Scoring Run, Lead Changes, Times Tied, Time with Lead. Points from Turnovers, Paint, Second Chance, Fast Breaks, Bench.

Game 15 | Jan. 7, 2024 | College Station, Texas  
Texas A&M 66, Auburn 44

NCAA Official Basketball Box Score - Final Auburn at Texas A&M 01/07/24 Reed Arena, Bryan-College Station 2023-24 Women's Basketball Game Time: 3:00 PM Game Duration: 2:01 Attendance: 5,593 Officials: Talisa Green, Fatou Cissoko-Stephens, Safi Esho

NCAA Official Basketball Box Score - Final Auburn at Texas A&M 01/07/24 Reed Arena, Bryan-College Station 2023-24 Women's Basketball Game Time: 3:00 PM Game Duration: 2:01 Attendance: 5,593 Officials: Talisa Green, Fatou Cissoko-Stephens, Safi Esho

Technical Fouls: NONE

Biggest lead 1 (1st 8:08) 25 (4th 7:43) Points from Turnovers 11 15

Game 16 | Jan. 11, 2024 | Oxford, Miss.  
Ole Miss 58, Auburn 55

NCAA Official Basketball Box Score - Final Auburn at Ole Miss 01/11/24 The Sandy and John Black Pavilion at Ole Miss, Oxford 2023-24 Women's Basketball Game Time: 6:30 PM Game Duration: 2:10 Attendance: 2,350 Officials: Roy Gubeyan, Cameron Inouye, Toni Patti

NCAA Official Basketball Box Score - Final Auburn at Ole Miss 01/11/24 The Sandy and John Black Pavilion at Ole Miss, Oxford 2023-24 Women's Basketball Game Time: 6:30 PM Game Duration: 2:10 Attendance: 2,350 Officials: Roy Gubeyan, Cameron Inouye, Toni Patti

Technical Fouls: NONE

Biggest lead 0 (1st 10:00) 18 (3rd 3:50) Points from Turnovers 13 15

Game 17 | Jan. 14, 2024 | Auburn, Ala.  
Auburn 67, #7 LSU 62

NCAA Official Basketball Box Score - Final LSU at Auburn 01/14/24 Neville Arena, Auburn, Ala. 2023-24 Women's Basketball Game Time: 2:00 PM Game Duration: 2:04 Attendance: 7,720 Officials: Dee Kanteiner, Katie Lukanchik, Brian Garland

NCAA Official Basketball Box Score - Final LSU at Auburn 01/14/24 Neville Arena, Auburn, Ala. 2023-24 Women's Basketball Game Time: 2:00 PM Game Duration: 2:04 Attendance: 7,720 Officials: Dee Kanteiner, Katie Lukanchik, Brian Garland

Technical Fouls: NONE

Biggest lead 3 (2nd 3:12) 10 (1st 0:47) Points from Turnovers 15 20

Game 18 | Jan. 18, 2024 | Nashville, Tenn.  
Vanderbilt 53, Auburn 50

NCAA Official Basketball Box Score - Final Auburn at Vanderbilt 01/18/24 Memorial Gymnasium, Nashville 2023-24 Women's Basketball Game Time: 2:00 PM Game Duration: 2:01 Attendance: 1,845 Officials: Michael McConnell, Margaret Tieman, Fatou Cissoko-Stephens

NCAA Official Basketball Box Score - Final Auburn at Vanderbilt 01/18/24 Memorial Gymnasium, Nashville 2023-24 Women's Basketball Game Time: 2:00 PM Game Duration: 2:01 Attendance: 1,845 Officials: Michael McConnell, Margaret Tieman, Fatou Cissoko-Stephens

Technical Fouls: NONE

Biggest lead 9 (1st 4:55) 4 (3rd 9:08) Points from Turnovers 18 6

Game 19 | Jan. 21, 2024 | Auburn, Ala. Auburn 78, Alabama 65

Official Basketball Box Score - Final Alabama at Auburn. Game Time: 2:00 PM. Game Duration: 2:06. Attendance: 6,075. Shooting By Period, Technical Fouls: Team 4th 0:23.

Auburn - 78 Record: 13-6 (2-4). Dead Ball Rebounds: 3, 0. Shooting By Period, Technical Fouls: NONE.

Summary statistics for Game 19: Biggest lead, Best Scoring Run, Lead Changes, Times Tied, Time with Lead.

Game 21 | Feb. 1, 2024 | Auburn, Ala. #1 South Carolina 76, Auburn 54

Official Basketball Box Score - Final South Carolina at Auburn. Game Time: 7:00 PM. Game Duration: 1:55. Attendance: 4,814. Shooting By Period, Technical Fouls: NONE.

Auburn - 54 Record: 14-7 (3-5). Dead Ball Rebounds: 2, 0. Shooting By Period, Technical Fouls: NONE.

Summary statistics for Game 21: Biggest lead, Best Scoring Run, Lead Changes, Times Tied, Time with Lead.

Game 20 | Jan. 29, 2024 | Auburn, Ala. Auburn 67, Georgia 49

Official Basketball Box Score - Final Georgia at Auburn. Game Time: 6:00 PM. Game Duration: 2:02. Attendance: 3,165. Shooting By Period, Technical Fouls: NONE.

Auburn - 67 Record: 14-6 (3-4). Dead Ball Rebounds: 3, 1. Shooting By Period, Technical Fouls: NONE.

Summary statistics for Game 20: Biggest lead, Best Scoring Run, Lead Changes, Times Tied, Time with Lead.

Game 22 | Feb. 4, 2024 | Fayetteville, Ark. Arkansas 74, Auburn 72

Official Basketball Box Score - Final Auburn at Arkansas. Game Time: 5:00 PM. Game Duration: 2:03. Attendance: 4,450. Shooting By Period, Technical Fouls: NONE.

Arkansas - 74 Record: 17-7 (5-4). Dead Ball Rebounds: 4, 2. Shooting By Period, Technical Fouls: NONE.

Summary statistics for Game 22: Biggest lead, Best Scoring Run, Lead Changes, Times Tied, Time with Lead.

Game 23 | Feb. 11, 2024 | Columbia, Mo. Auburn 70, Missouri 59

NCAA Official Basketball Box Score - Final Auburn at Missouri 02/11/24 Mizou Arena, Columbia 2023-24 Women's Basketball Game Time: 1:00 PM Game Duration: 1:53 Attendance: 4,490

Missouri - 59 Record: 11-13 (2-9) Shooting By Period 1st FG% 3-15 20.0% 3PT% 2-9 22.2% FT% 0-0 0%

Period by Period Scoring 1st 2nd 3rd 4th TOT Auburn 16 17 20 17 70 Missouri 8 13 27 11 59

Game 24 | Feb. 15, 2024 | Auburn, Ala. Auburn 78, Kentucky 50

NCAA Official Basketball Box Score - Final Kentucky at Auburn 02/15/24 Neville Arena, Auburn, Ala. 2023-24 Women's Basketball Game Time: 6:00 PM Game Duration: 2:07 Attendance: 2,653

Auburn - 78 Record: 16-8 (5-6) Shooting By Period 1st FG% 3-15 20.0% 3PT% 2-9 22.2% FT% 0-0 0%

Period by Period Scoring 1st 2nd 3rd 4th TOT Auburn 16 17 20 17 70 Missouri 8 13 27 11 59

Game 25 | Feb. 18, 2024 | Tuscaloosa, Ala. Alabama 67, Auburn 61

NCAA Official Basketball Box Score - Final Auburn at Alabama 02/18/24 Coleman Coliseum, Tuscaloosa 2023-24 Women's Basketball Game Time: 2:00 PM Game Duration: 1:57 Attendance: 5,569

Alabama - 67 Record: 20-7 (7-5) Shooting By Period 1st FG% 8-14 57.1% 3PT% 3-6 50.0% FT% 2-2 100%

Period by Period Scoring 1st 2nd 3rd 4th TOT Auburn 16 17 20 17 70 Missouri 8 13 27 11 59

Game 26 | Feb. 22, 2024 | Baton Rouge, La. No. 13/10 LSU 71, Auburn 66

NCAA Official Basketball Box Score - Final Auburn at LSU 02/22/24 Maravich Assembly Center, Baton Rouge 2023-24 Women's Basketball Game Time: 8:00 PM Game Duration: 2:13 Attendance: 11,458

LSU - 71 Record: 23-4 (10-3) Shooting By Period 1st FG% 8-15 53.3% 3PT% 1-3 33.3% FT% 2-2 100%

Period by Period Scoring 1st 2nd 3rd 4th TOT Auburn 16 17 20 17 70 Missouri 8 13 27 11 59

Game 27 | Feb. 25, 2024 | Auburn, Ala. Auburn 57, Texas A&M 41



Official Basketball Box Score - Final Texas A&M at Auburn 02/25/24 Neville Arena, Auburn, Ala. 2023-24 Women's Basketball

Game Time: 2:00 PM Game Duration: 1:58 Attendance: 3,760

Officials: Dee Kান্তner, Brian Garland, Kristen Bell

Table with 14 columns: NO., Name, Min, FG, 3P, FT, Rebounds (OR, DR, TOT), Fouls (PF, PD), TP, AS, TO, ST, Blocks (BS, BA), +/-, and Shooting By Period (1st-4th FG, 3PT, FT).

Technical Fouls: NONE

Dead Ball Rebounds: 2, 1

Table with 14 columns: NO., Name, Min, FG, 3P, FT, Rebounds (OR, DR, TOT), Fouls (PF, PD), TP, AS, TO, ST, Blocks (BS, BA), +/-, and Shooting By Period (1st-4th FG, 3PT, FT).

Technical Fouls: NONE

Dead Ball Rebounds: 3, 0

Summary tables including TAMU vs Auburn comparison for Biggest lead, Best Scoring Run, Lead Changes, Times Tied, and Time with Lead.

Game 28 | Feb. 29, 2024 | Auburn, Ala. Auburn 77, Mississippi State 60



Official Basketball Box Score - Final Mississippi St. at Auburn 02/29/24 Neville Arena, Auburn, Ala. 2023-24 Women's Basketball

Game Time: 7:00 PM Game Duration: 1:52 Attendance: 2,818

Officials: Gina Cross, Nykessa Thompson, Roy Guibeyan

Table with 14 columns: NO., Name, Min, FG, 3P, FT, Rebounds (OR, DR, TOT), Fouls (PF, PD), TP, AS, TO, ST, Blocks (BS, BA), +/-, and Shooting By Period (1st-4th FG, 3PT, FT).

Technical Fouls: NONE

Dead Ball Rebounds: 3, 1

Table with 14 columns: NO., Name, Min, FG, 3P, FT, Rebounds (OR, DR, TOT), Fouls (PF, PD), TP, AS, TO, ST, Blocks (BS, BA), +/-, and Shooting By Period (1st-4th FG, 3PT, FT).

Technical Fouls: NONE

Dead Ball Rebounds: 3, 1

Summary tables including MSU vs Auburn comparison for Biggest lead, Best Scoring Run, Lead Changes, Times Tied, and Time with Lead.

Game 29 | March 3, 2024 | Gainesville, Fla. Auburn at Florida

Game 30 | March 7, 2024 | Greenville, S.C. Auburn vs. TBA | SEC Tournament







### 2023-24 Auburn Women's Basketball Combined Team Statistics In Conference games

**Game Records**

Record	Overall	Home	Away	Neutral
ALL GAMES	7-8	6-2	1-6	0-0
CONFERENCE	7-8	6-2	1-6	0-0
NON-CONFERENCE	0-0	0-0	0-0	0-0

**Score by Periods**

Team	1st	2nd	3rd	4th	OT	TOT
Auburn	233	237	211	282	0	963
Opponents	180	227	286	233	0	926

**Team Box Score**

No.	Player				Total		3-Point		F-Throw		Rebounds											
		GP-GS	MIN	AVG	FG-FGA	FG%	3FG-3FGA	3FG%	FT-FTA	FT%	OFF	DEF	TOT	AVG	PF	DQ	A	TO	BLK	STL	PTS	AVG
23	SCOTT-GRAYSON, Honesty	15-15	462:41	30.8	112-267	.419	24-76	.316	63-79	.797	17	47	64	4.3	32	0	33	39	8	22	311	20.7
2	MINGO-YOUNG, JaMya	15-15	427:39	28.5	46-132	.348	9-28	.321	39-47	.830	16	64	80	5.3	32	0	53	32	2	30	140	9.3
14	COLLINS, Taylen	15-15	484:24	32.3	48-115	.417	0-0	.000	26-44	.591	46	51	97	6.5	35	0	9	32	10	26	122	8.1
4	DUHON, Kaitlyn	15-10	285:53	19.1	35-74	.473	1-14	.071	12-19	.632	13	25	38	2.5	30	0	7	16	2	15	83	5.5
12	BOSTIC, Mar'shaun	15-0	239:17	16.0	20-57	.351	0-2	.000	26-38	.684	4	14	18	1.2	29	0	35	31	1	20	66	4.4
5	SHAW, Sydney	15-1	249:40	16.6	24-83	.289	13-43	.302	3-4	.750	4	36	40	2.7	18	0	9	17	4	7	64	4.3
1	SUMBANE, Celia	15-7	273:44	18.2	21-58	.362	0-7	.000	15-21	.714	20	19	39	2.6	38	1	11	20	7	17	57	3.8
30	SCOTT, Savannah	14-11	205:05	14.6	21-42	.500	0-0	.000	5-8	.625	22	18	40	2.9	20	0	2	8	11	2	47	3.4
3	EDDINGS, McKenna	13-0	126:16	9.7	13-52	.250	7-31	.226	3-5	.600	6	5	11	0.8	14	0	7	6	0	5	36	2.8
20	AKINBOLAWA, Oyindamola	8-1	97:42	12.2	7-16	.438	0-0	.000	3-4	.750	6	11	17	2.1	12	0	4	6	2	4	17	2.1
0	MILTON, Yakiya	10-0	109:01	10.9	3-13	.231	0-0	.000	6-8	.750	5	17	22	2.2	19	0	1	1	4	4	12	1.2
21	YOUNG, Audia	5-0	07:41	1.5	2-5	.400	0-2	.000	0-0	.000	0	0	0	0.0	2	0	0	1	0	0	4	0.8
32	THURMAN, Timya	7-0	25:14	3.6	2-6	.333	0-0	.000	0-0	.000	1	1	2	0.3	3	0	0	4	3	0	4	0.6
24	MCFADDEN, Carsen	4-0	05:43	1.4	0-2	.000	0-0	.000	0-0	.000	0	0	0	0.0	0	0	0	0	0	0	0	0.0
Team											35	36	71					9				
<b>Total</b>		<b>15</b>	<b>3000</b>		<b>354-922</b>	<b>.384</b>	<b>54-203</b>	<b>.266</b>	<b>201-277</b>	<b>.726</b>	<b>195</b>	<b>344</b>	<b>539</b>	<b>35.9</b>	<b>284</b>	<b>1</b>	<b>171</b>	<b>222</b>	<b>54</b>	<b>152</b>	<b>963</b>	<b>64.2</b>
<b>Opponents</b>		<b>15</b>	<b>3000</b>		<b>326-822</b>	<b>.397</b>	<b>51-193</b>	<b>.264</b>	<b>223-310</b>	<b>.719</b>	<b>186</b>	<b>397</b>	<b>583</b>	<b>38.9</b>	<b>269</b>	<b>5</b>	<b>151</b>	<b>298</b>	<b>64</b>	<b>108</b>	<b>926</b>	<b>61.7</b>

**Team Statistics**

	AUB	OPP
<b>Scoring</b>	<b>963</b>	<b>926</b>
Points per game	64.2	61.7
Scoring margin	+2.5	-
<b>Field goals-att</b>	<b>354-922</b>	<b>326-822</b>
Field goal pct	.384	.397
<b>3 point fg-att</b>	<b>54-203</b>	<b>51-193</b>
3-point FG pct	.266	.264
3-pt FG made per game	3.6	3.4
<b>Free throws-att</b>	<b>201-277</b>	<b>223-310</b>
Free throw pct	.726	.719
F-Throws made per game	13.4	14.9
<b>Rebounds</b>	<b>539</b>	<b>583</b>
Rebounds per game	35.9	38.9
Rebounding margin	-2.9	-
<b>Assists</b>	<b>171</b>	<b>151</b>
Assists per game	11.4	10.1
<b>Turnovers</b>	<b>222</b>	<b>298</b>
Turnovers per game	14.8	19.9
Turnover margin	+5.1	-
Assist/turnover ratio	0.8	0.5
<b>Steals</b>	<b>152</b>	<b>108</b>
Steals per game	10.1	7.2
<b>Blocks</b>	<b>54</b>	<b>64</b>
Blocks per game	3.6	4.3
<b>Winning streak</b>	<b>2</b>	<b>-</b>
Home win streak	3	-
<b>Attendance</b>	<b>33933</b>	<b>34103</b>
Home games-Avg/Game	8-4242	7-4872
Neutral site-Avg/Game	-	0-0

**Team Results**

Date	Opponent		Score	Att.
01/04/2024	Tennessee	L	67-75	2928
01/07/2024	at Texas A&M	L	44-66	5953
01/11/2024	at Ole Miss	L	55-58	2350
01/14/2024	LSU	W	67-62	7720
01/18/2024	at Vanderbilt	L	50-53	1848
01/21/2024	Alabama	W	78-65	6075
01/29/2024	Georgia	W	67-49	3165
02/01/2024	South Carolina	L	54-76	4814
02/04/2024	at Arkansas	L	72-74	4450
02/11/2024	at Missouri	W	70-59	4480
02/15/2024	Kentucky	W	78-50	2653
02/18/2024	at Alabama	L	61-67	3569
02/22/2024	at LSU	L	66-71	11453
02/25/2024	Texas A&M	W	57-41	3760
02/29/2024	Mississippi St.	W	77-60	2818



**Yakiya Milton**  
Freshman • F • 6-4  
Jacksonville, Fla.  
Mandarin HS



**Celia Sumbane**  
Junior • G • 6-2  
Maputo, Mozambique  
South Plains CC (TX)



**JaMya Mingo-Young**  
Graduate • G • 5-8  
Bogalusa, La.  
Alabama



**McKenna Eddings**  
Junior • G • 6-0  
Williamsburg, Va.  
Moberly Area CC (MO)



**Kaitlyn Duhon**  
Sophomore • G • 5-10  
Houston, Texas  
Summer Creek HS




**Sydney Shaw**  
Sophomore • G • 5-9  
Miami, Fla.  
DME Academy



**Mar'Shaun Bostic**  
Sophomore • G • 5-8  
St. Louis, Mo.  
Vashon HS



**Taylen Collins**  
Senior • F • 6-1  
Muldrow, Okla.  
Oklahoma State



**Kionna Gaines**  
Junior • G • 5-9  
Columbus, Ga.  
Clemson



**Oyindamola Akinbolawa**  
Sophomore • C • 6-5  
Lagos, Nigeria



**Audia Young**  
R-Freshman • G • 5-9  
Tallahassee, Fla.  
Florida State Univ. HS



**Honesty Scott-Grayson**  
Graduate • G • 5-9  
Brick, N.J.  
Baylor



**Carsen McFadden**  
Senior • G • 5-7  
Fairview, Texas  
Lovejoy HS



**Savannah Scott**  
Freshman • C • 6-4  
Conway, Ark.  
Conway HS



**Timya Thurman**  
Freshman • C • 6-5  
Linden, Ala.  
Linden HS



**Johnnie Harris**  
Head Coach (3rd year)  
Pine Bluff, Ark.  
Arkansas Baptist (1996)



**Fred Williams**  
Associate Head Coach  
Inglewood, Calif.  
Boise State (1979)



**Damitria Buchanan**  
Associate Head Coach  
Houston, Texas  
Texas A&M (2010)



**Ketara Chapel**  
Assistant Coach  
Temple, Texas  
Mississippi State (2017)



**Alex Stewart**  
Assistant Coach  
Norcross, Ga.  
Georgia Tech (2003)



**Savannah Carter**  
Assistant Coach  
Tulsa, Okla.  
Mississippi State (2015)