



2023-24 AUBURN WOMEN'S BASKETBALL

AUBURN ATHLETICS COMMUNICATIONS: 392 SOUTH DONAHUE DRIVE || AUBURN, AL 36830 || AUBURNTIGERS.COM || @AUBURNWBB

2023-24 SCHEDULE/RESULTS

17-10, 6-8 SEC

DATE	OPPONENT	TIME/TV/RESULT
Oct. 30	WEST GEORGIA (exh.)	W 77-49
Nov. 2	COLUMBUS STATE (exh.)	W 94-65
Nov. 6	JACKSONVILLE STATE	W 78-49
Nov. 9	LOUISIANA-LAFAYETTE	W 60-54
Nov. 12	at Rutgers	W 76-56
Nov. 17	CALIFORNIA	L 53-67
Nov. 20	at UCF	L 53-60
Nov. 26	ALABAMA A&M	W 68-45
Nov. 30	^ CLEMSON	W 83-53
Dec. 3	at UAB	W 72-62
Dec. 10	at Little Rock	W 58-45
Dec. 13	ALABAMA STATE	W 94-37
Dec. 16	NORFOLK STATE	W 67-39
Dec. 20	(RV) WASHINGTON STATE	W 69-62
Dec. 31	NORTH ALABAMA	W 79-58
Jan. 4	* TENNESSEE	L 67-75
Jan. 7	* at Texas A&M	L 44-66
Jan. 11	* at Ole Miss	L 55-58
Jan. 14	* (7/4) LSU	W 67-62
Jan. 18	* at (RV) Vanderbilt	L 50-53
Jan. 21	* ALABAMA	W 78-65
Jan. 29	* GEORGIA	W 67-49
Feb. 1	* (1) SOUTH CAROLINA	L 54-76
Feb. 4	* at Arkansas	L 72-74
Feb. 11	* at Missouri	W 70-59
Feb. 15	* KENTUCKY	W 78-50
Feb. 18	* at Alabama	L 61-67
Feb. 22	* at (13/10) LSU	L 66-71
Feb. 25	* TEXAS A&M	W 57-41
Feb. 29	* MISSISSIPPI STATE	+ 7 pm
Mar. 3	* at Florida	SECN 11 am
Mar. 6-10	SEC Tournament	Greenville

All times Central. Home Games in **BOLD CAPS**.

* SEC Game

^ ACC/SEC Challenge

+ = SEC Network + / WatchESPN.com / ESPN App

AUBURN ATHLETICS COMMUNICATIONS

WES TODDAssistant Director/WBB Contact
 wlt0006@auburn.edu
C: 334-750-5682

KIRK SAMPSONSenior Associate AD
 kirk@auburn.edu

WebAuburnTigers.com
 Twitter@AuburnWBB
 Facebook/AuburnWBB
 Instagram@AuburnWBB
 Office Phone(334) 844-9800



GAME 28

Mississippi State (20-9, 7-7)

Thursday, February 29, 2024 • 7 p.m. CT
Senior Night/Fan Appreciation Night



SiteAuburn, Ala.
 VenueNeville Arena (9,121)
 TVSEC Network + (Brad Law, JJ Jackson)
 RadioAU100 (100.3 FM) (Brit Bowen, Larry DiChiara)
 Live AudioAuburnTigers.com | Auburn Athletics app
 Live Statsstatbroadcast.com
 Twitter@AuburnWBB
 Series RecordAuburn leads 35-26
 in AuburnAuburn leads 20-9
 Last MeetingMississippi State 72, Auburn 58 (Jan. 19, 2023, at Starkville)

GAMEDAY BREAKDOWN

AUBURN TIGERS

Rankings..... AP: NR | Coaches: NR | NET: 46
 2023-24 Record 17-10
 SEC 6-8
 Home 13-3
 Away 4-7
 Neutral 0-0
 Streak W1
 Head Coach Johnnie Harris
 Record at AU (Yrs.) 43-43 (3rd)
 Overall Record (Yrs.) Same
 Record vs. Mississippi State 0-2
 Last Game def. Texas A&M, 57-41

MSU BULLDOGS

Rankings..... AP: NR | Coaches: NR | NET: 41
 2023-24 Record 20-9
 SEC 7-7
 Home 10-4
 Away 7-5
 Neutral 3-0
 Streak L4
 Head Coach Sam Purcell
 Record at MSU (Yrs.) 41-20 (2nd)
 Overall Record (Yrs.) Same
 Record vs. Auburn 1-0
 Last Game lost at Alabama, 87-75

STARTERS FROM LAST GAME



JAMYA MINGO-YOUNG
 G • GR • 5-8
 Bogalusa, La.

PPG: 9.4
 RPG: 4.9
 APG: 3.8



KAITLYN DUHON
 G • SO • 5-10
 Houston, Texas

PPG: 5.3
 RPG: 2.6
 APG: 0.4



TAYLEN COLLINS
 F • SR • 6-0
 Muldrow, Okla.

PPG: 8.3
 RPG: 6.5
 APG: 0.9



HONESTY SCOTT-GRAYSON
 G • GR • 5-8
 Brick, N.J.

PPG: 17.8
 RPG: 4.3
 APG: 2.3



SAVANNAH SCOTT
 C • FR • 6-4
 Conway, Ark.

PPG: 4.9
 RPG: 3.5
 APG: 0.2

OFF THE BENCH

No.	Pos.	Name	Ht.	Year	PPG	RPG	Hometown
0	F	Yakiya Milton	6-4	Fr.	0.9	1.8	Jacksonville, Fla.
1	F	Celia Sumbane	6-0	Jr.	4.0	2.9	Maputo, Mozambique
3	G	McKenna Eddings	6-0	Jr.	3.6	1.2	Williamsburg, Va.
5	G	Sydney Shaw	5-9	So.	6.3	2.6	Miami, Fla.
12	G	Mar'Shaun Bostic	5-9	Jr.	5.4	1.8	St. Louis, Mo.
15	G	Kionna Gaines	5-9	Jr.	0.0	0.6	Columbus, Ga.
20	C	Oyindamola Akinbolawa	6-5	So.	2.2	1.8	Lagos, Nigeria
21	G	Audia Young	5-7	R-Fr.	1.6	0.8	Tallahassee, Fla.
24	G	Carsen McFadden	5-7	Sr.	0.7	0.2	Fairview, Texas
32	C	Timya Thurman	6-5	Fr.	1.2	0.6	Linden, Ala.

Head Coach: Johnnie Harris (3rd season at Auburn)

Assistants: Fred Williams, Damitria Buchanan, Ketara Chapel, Savannah Carter, Alex Stewart

#WarEagle
#TheRise



AuburnTigers.com



@AuburnWBB | @AuburnTigers
@CoachJ_AU | @coachjharris



/AuburnWBB
/AuburnTigers

TEAM SCHEDULE AND MEDIA AVAILABILITY >> FEBRUARY 25-MARCH 2 (times Central unless noted otherwise)

SUNDAY February 25	MONDAY February 26	TUESDAY February 27	WEDNESDAY February 28	THURSDAY February 29	FRIDAY March 1	SATURDAY March 2
GAME 2:00 Auburn vs. Texas A&M (SECN+) Interviews postgame	OFF DAY THE COACH J SHOW 6-7 pm Baumhower's	PRACTICE 1:30-4 pm Neville Arena	PRACTICE 1:30-4 pm Neville Arena	GAME 7:00 Auburn vs. Mississippi St. (SECN+) Interviews postgame	PRACTICE 1:30-4 pm Neville Arena	PRACTICE 9-11:30 am Neville Arena TRAVEL to Gainesville, Fla. (Shootaround TBD)

AUBURN ATHLETICS COMMUNICATIONS SERVICES

QUICK FACTS

AUBURNTIGERS.COM

For updated game notes, statistics and all the latest information on Auburn basketball and gameday activities, go to AuburnTigers.com.

INTERVIEW POLICIES

- Practices are open to the public and media; however, media are strongly encouraged to notify Wes Todd if they are planning to attend.
- Coach Harris, assistant coaches and student-athletes are available for phone, virtual and in-person interviews by contacting Wes Todd in the athletic communications office.
- Following home games, interviews with Coach Harris and selected players will be conducted in the Neville Arena media room following radio/TV obligations. Players will go first, followed by Coach Harris. Visiting players and coaches should be requested through the opponent SID.
- Interviews following road contests will be conducted by request of the home team's media; postgame interviews with Coach Harris can be heard on the Auburn Sports Network radio broadcast.

CREDENTIALS

--Anyone wishing to cover Auburn women's basketball should contact Wes Todd in the communications office at least 24 hours in advance. Game credentials will be held at media will call, **which will move back to the scholarship entrance for the 2023-24 season.** There will be no season credentials. Parking passes are not needed. A concession voucher will be provided on request, and soft drinks/water are available in the media room.

GAME DAY SERVICES

- Media seating is available on a first-come, first-served basis on the press row table across from the team benches. At least 5-6 seats will be available for media each game. Overflow media seating will be available at the top of sections 222-223.
- Printed flip cards will be available in the media room. All other information (game notes, stats, etc.) will be available on AuburnTigers.com and StatBroadcast.com. Wireless internet (AU Open) is available in the arena.
- Photo/video work space will be provided in the media room.

VIDEO SERVICES

FTP feeds of selected Auburn basketball highlights are available for the media. Highlights and postgame press conference video will be posted following each game to ImagenCloud; visit auburn.imagencloud.com to register.

COMMUNICATIONS STAFF

- Wes Todd Women's Basketball contact
cell: 334-750-5682
email: wlt0006@auburn.edu
- Kirk Sampson Associate AD
cell: 334-750-1385
email: sampska@auburn.edu

GENERAL INFORMATION

Location.....	Auburn, Ala.
Founded	1856
Enrollment.....	31,526
Nickname	Tigers
Colors.....	Burnt Orange and Navy Blue
Facility (Capacity)	Neville Arena (9,121)
President	Dr. Christopher Roberts
Director of Athletics	John Cohen
WBB Administrator/SWA	Djenane Paul
Faculty Representative	Dr. Duane Brandon

WOMEN'S BASKETBALL HISTORY

First Year of Varsity Women's Basketball	1971
All-Time Record (Years).....	994-560 (53rd)
All-Time SEC Record (since 1981)	253-297
All-Time Home Record	520-171
at Neville Arena (since 2010).....	133-77
NCAA Tournament Appearances.....	21
Last NCAA App./Result.....	2019 - First Round
SEC Regular-Season Championships	5
.....	1981, 1987, 1988, 1989, 2009
SEC Tournament Championships.....	4
.....	1981, 1987, 1990, 1997

COACHING & SUPPORT STAFF

Head Coach	Johnnie Harris
Alma Mater, Year	Arkansas Baptist, 1996
Overall Record	43-43 / 3rd year
Auburn Record	43-43 / 3rd year
Assoc. Head Coach/Def. Coord.	Fred Williams
Assoc. Head Coach/Off. Coord.....	Damitria Buchanan
Assistant Coach/Recruiting	Ketara Chapel
Assistant Coach/Chief of Staff	Alex Stewart
Assistant Coach/Player Development.....	Savannah Carter
Dir. of Program Relations, Ops, Events	Tra'Cee Tanner
Director of Creative Content	Connor Putnam
Director of Student-Athlete Success.....	Reneisha Bolden
Special Assistant to the Head Coach.....	Ankara McNeil
Strength & Conditioning Coach	Jen Jones
Athletic Trainer.....	Rosemary Ragle
Video Coordinator.....	DeQuann "DQ" Gordon

GAMEDAY EXPERIENCE: NEVILLE ARENA

>> Neville Arena is in its 13th season as home of Auburn Basketball. The Tigers are 133-77 since moving to the Arena in 2010-11. The facility seats 9,121 for basketball and also hosts Auburn volleyball and gymnastics.



TEAM INFORMATION

2022-23 Record	16-15
2022-23 SEC Record	5-11
SEC Finish.....	10th
Postseason	WNIT Second Round
Starters Returning/Lost.....	2/3
Letterwinners Returning/Lost	6/8
Newcomers.....	8

Inside the Matchup

Auburn vs. Mississippi State 35-26 (.574)

In Auburn: 20-9
 --At Neville Arena: 2-6
 In Starkville: 14-15
 Neutral Sites: 1-2
 Trend: MSU has won last 11 meetings

Jan. 3, 1977	W	71-70 (OT)	Auburn
Jan. 4, 1978	L	56-73	Starkville, Miss.
Jan. 22, 1979	L	56-65	Auburn
Feb. 19, 1979	L	61-64	Starkville, Miss.
Jan. 9, 1980	W	70-65	Starkville, Miss.
Jan. 19, 1981	W	72-59	Auburn
Jan. 16, 1982	W	68-47	Auburn
Feb. 13, 1982	W	80-61	Starkville, Miss.
Jan. 3, 1983	W	77-59	Auburn
Feb. 12, 1983	W	83-65	Starkville, Miss.
Jan. 12, 1984	W	72-47	Auburn
Feb. 11, 1984	W	60-49	Starkville, Miss.
Jan. 7, 1985	W	79-49	Auburn
Feb. 9, 1985	W	78-57	Starkville, Miss.
Jan. 11, 1986	W	82-32	Starkville, Miss.
Feb. 11, 1987	W	82-35	Auburn
Jan. 16, 1988	W	76-65	Starkville, Miss.
Mar. 5, 1988	W	78-48	Albany, Ga.*
Jan. 11, 1989	W	77-35	Auburn
Jan. 10, 1990	W	83-48	Starkville, Miss.
Jan. 26, 1991	W	89-38	Auburn
Feb. 2, 1992	L	51-62	Starkville, Miss.
Jan. 30, 1993	W	72-64	Auburn
Feb. 12, 1994	W	85-47	Starkville, Miss.
Feb. 11, 1995	W	77-63	Auburn
Jan. 20, 1996	L	67-71	Starkville, Miss.
Jan. 18, 1997	W	77-59	Auburn
Jan. 25, 1998	L	59-63	Starkville, Miss.
Jan. 24, 1999	W	57-46	Auburn
Jan. 27, 2000	L	74-68(OT)	Starkville, Miss.
Mar. 3, 2000	L	66-56	Chattanooga, Tenn.*
Jan. 25, 2001	W	78-48	Auburn
Jan. 20, 2002	W	81-61	Auburn
Feb. 3, 2002	L	57-76	Starkville, Miss.
Jan. 23, 2003	L	60-69	Starkville, Miss.
Mar. 2, 2003	L	56-65	Auburn
Jan. 29, 2004	W	80-53	Auburn
Feb. 27, 2005	L	68-75(OT)	Starkville, Miss.
Jan. 29, 2006	W	74-44	Auburn
Feb. 4, 2007	W	63-57	Starkville, Miss.
Feb. 3, 2008	W	68-42	Auburn
Feb. 15, 2009	W	63-58	Starkville, Miss.
Jan. 3, 2010	L	58-73	Auburn
Feb. 21, 2010	W	50-36	Starkville, Miss.
Jan. 20, 2011	W	45-41	Starkville, Miss.
Feb. 6, 2011	L	45-57	Auburn
March 3, 2011	L	47-49	Nashville, Tenn.*
Jan. 22, 2012	L	57-62	Starkville, Miss.
March 3, 2013	W	74-65	Auburn
Jan. 5, 2014	W	82-74	Starkville, Miss.
Feb. 9, 2014	W	51-43	Auburn
March 27, 2014	L	54-59	Starkville, Miss.!
Jan. 26, 2015	L	48-59	Auburn
Jan. 7, 2016	L	45-60	Starkville, Miss.
Feb. 2, 2017	L	47-77	Auburn
Feb. 22, 2018	L	61-82	Starkville, Miss.
Jan. 14, 2019	L	59-85	Auburn
Jan. 30, 2020	L	73-78	Starkville, Miss.
Feb. 20, 2020	L	85-92(OT)	Auburn
Feb. 23, 2021	L	68-81	Starkville, Miss.
Feb. 3, 2022	L	65-70	Auburn
Jan. 19, 2023	L	58-72	Starkville, Miss.

*SEC Tournament
 !WNIT

Auburn Women's Basketball Quick Hitters

- This is the 62nd meeting between Auburn and Mississippi State in women's basketball
- Auburn leads the all-time series 35-26, but Mississippi State has won the last 11 meetings
- Mississippi State won last season in Starkville, 72-58
- Auburn's win over No. 4/7 LSU on Jan. 14 was its fourth over a top-25 opponent under Johnnie Harris
- Auburn has won five SEC home games this year, matching the most at Neville Arena
- Auburn is 14-1 this season when shooting at least 40%; 3-9 when they are below that mark
- Auburn's defense is holding SEC opponents an average of 11.9 points below their season scoring average
- The Tigers lead the SEC and are 12th in the nation in turnover margin (+5.9)
- Honesty Scott-Grayson was named SEC Player of the Week and USBWA Ann Meyers Drysdale National Player of the Week after her 21-point performance in the win over LSU
- Scott-Grayson equaled a career-high with 31 points vs. No. 1 South Carolina; it's the most points scored against the Gamecocks in an SEC game since 2021 (Rhyne Howard, 32)
- Scott-Grayson leads the Tigers with 17.8 points/game (3rd SEC); 19.9 per game in SEC play (2nd SEC)
- Scott-Grayson has scored 15+ points in 13 of 14 SEC games and has 20+ points nine times this season
- In front of more than 6,000 fans, Auburn retired DeWanna Bonner's No. 24 prior to a 78-65 win over Alabama that snapped a nine-game losing streak to the Crimson Tide on Jan. 21
- The crowds vs. LSU (7,720) and Alabama (6,075) were the largest and third-largest crowds to see an Auburn women's basketball game at Neville Arena
- Three of the four largest women's basketball crowds in Neville Arena history have come this season
- Taylen Collins leads Auburn in rebounds (6.5/game) and has three double-doubles this season, including a season-high 19 points and 11 rebounds in the win over Kentucky
- JaMya Mingo-Young made 29 consecutive free throws from the UAB game Dec. 3 until finally missing on her third attempt at Texas A&M Jan. 7
- Mingo-Young went 12-for-12 at the free-throw line in the win over Norfolk State; that tied an Auburn record for single-game free throws without a miss
- Auburn recorded a school-record 28 steals in a 94-37 win over Alabama State Dec. 13; Auburn forced 40 turnovers, second-most in program history, in the win
- Auburn has four road victories this season, the most since winning 10 road games in 2018-19
- Auburn is in its 53rd season of women's basketball and has 994 program wins

Moving On Up (Auburn/SEC Career Milestone Watch) . . .

- **Honesty Scott-Grayson** is 13th in Auburn history with 1,529 points (at Auburn); needs 11 to tie for 12th (Unique Thompson, 1,540)
- **Honesty Scott-Grayson** is 22nd in Auburn history with 218 assists, needs 1 to tie for 21st (Tasha Hamilton, 219); 8 to tie for 20th (DeWanna Bonner, 226)
- **Honesty Scott-Grayson** has 1,603 career points (1,529 at Auburn + 74 at Baylor)
- **Honesty Scott-Grayson** is 6th in Auburn history in career scoring average (14.4 ppg)
- **Honesty Scott-Grayson** is 10th in Auburn history with 119 made 3-pointers; needs 11 to tie for 9th (Daisa Alexander, 130)
- **Honesty Scott-Grayson** is 5th among active scoring leaders in the SEC (1,529)
- **Honesty Scott-Grayson** is 20th among active rebounds leaders in the SEC (471)
- **Honesty Scott-Grayson** and **JaMya Mingo-Young** are tied for 6th among active steals leaders in the SEC (190)
- **JaMya Mingo-Young** is 17th among active scoring leaders in the SEC (944)
- **JaMya Mingo-Young** is 5th among active assists leaders in the SEC (302)
- **JaMya Mingo-Young** is 14th among active rebounds leaders in the SEC (553)
- **JaMya Mingo-Young** needs 56 points for 1,000 in her career (Mississippi State + Alabama + Auburn)
- **Mar'Shaun Bostic** is 9th among active steals leaders in the SEC (125)
- **Taylen Collins** needs 23 points for 1,000 in her career (Oklahoma State + Auburn)

INDIVIDUAL CATEGORY LEADERS

Auburn	Mississippi State
Honesty Scott-Grayson - 17.8.....Points.....	Jerkaila Jordan - 16.1
Taylen Collins - 6.5.....Rebounds.....	Jessika Carter - 10.4
JaMya Mingo-Young - 3.8.....Assists.....	Lauren Park-Lane - 6.2
Mar'Shaun Bostic - 1.7.....Steals.....	Jerkaila Jordan - 2.2
Taylen Collins - 0.7.....Blocks.....	Jessika Carter - 1.9
Honesty Scott-Grayson - 29.7.....Minutes Played.....	Jessika Carter - 31.9
Savannah Scott - .600.....Field Goal Percentage.....	Jessika Carter - .533
Sydney Shaw - .323.....3-Point Percentage.....	Debreasha Powe - .415
JaMya Mingo-Young - .852.....Free-Throw Percentage.....	Darrione Rogers - .878

OPENING TIP

- » Auburn plays its final home game of the 2023-24 regular season Thursday night when the Tigers host Mississippi State. Game time is 7 p.m. CT at Neville Arena.
- » Auburn is 17-10 overall, 6-8 in SEC play. The Tigers split the season series with Texas A&M with a 57-41 win at home Sunday.
- » Mississippi State is 20-9 overall, 7-7 in SEC play. The Bulldogs fell at Alabama 87-75 Sunday.

SENIOR NIGHT

- » Five Auburn women's basketball student-athletes will be honored as part of Senior Night prior to Thursday's game. Kionna Gaines, Carsen McFadden, Taylen Collins, JaMya Mingo-Young and Honesty Scott-Grayson will be recognized in a pregame ceremony, set to begin at approximately 6:35 p.m.

ON THE AIR

- » Brit Bowen and Larry DiChiara will have the radio call on AU100 (100.3 FM) beginning at 6:45 p.m. CT. The broadcast can also be heard on AuburnTigers.com and the Auburn Athletics app.
- » Thursday's game can be seen on SEC Network + with Brad Law and JJ Jackson calling the action.

LAST TIME OUT

- » Auburn's familiar formula – turnovers and transition – carried the Tigers to a 57-41 victory over Texas A&M on a record-setting Sunday at Neville Arena.
- » With 3,760 in attendance, Auburn broke the program's season record, which now stands at 52,351, with one home game remaining.
- » The Tigers forced 29 turnovers, just two shy of the program record (in SEC play) of 31 set in 2013 vs. Mississippi State, leading to a 22-10 advantage in points off turnovers. Auburn outscored the Aggies 18-5 in fastbreak points, tallying nearly a third of its points in transition.
- » Taylen Collins, JaMya Mingo-Young and Sydney Shaw each scored 10 points to lead the Tigers. Honesty Scott-Grayson added nine points and Kaitlyn Duhon scored eight. Auburn limited all of Texas A&M's scorers to single digits, holding the Aggies to their lowest point total of the season.

UP NEXT

- » Auburn closes out the 2023-24 regular season on the road with a Sunday morning showdown at Florida. Game time is 11 a.m. CT at the O'Connell Center in Gainesville.

AN AUBURN WIN WOULD...

- » Give Auburn its sixth SEC home win of the year, which would be the second-most in program history and most since moving into Neville Arena.
- » Be Auburn's 14th home win of the season, one shy of the arena record.
- » Snap an 11-game losing streak to Mississippi State.
- » Be the 995th win in program history.
- » Be Auburn's fifth of the season over a top-50 NET opponent.

AUBURN-MISSISSIPPI STATE SERIES

- » This is the 62nd meeting between Auburn and Mississippi State in women's basketball. Auburn leads the series 35-26, but State has won the last 11 meetings.

**LAST MEETING: Jan. 19, 2023, at Starkville
Mississippi State 72, Auburn 58**

- » Auburn fought back from a 15-point deficit to take a third-quarter lead, but Mississippi State pulled away in the final 10 minutes for a 72-58 Bulldog win Thursday night at Humphrey Coliseum.
- » The Tigers shot 80 percent in the third quarter to turn an eight-point halftime deficit into a three-point lead, heading to the fourth quarter tied 47-all. State opened the fourth on a 7-0 run, Auburn would fight foul trouble yet still get as close as five with two minutes to play, but the Tigers could not close the gap as MSU made several free throws in the closing seconds.
- » Honesty Scott-Grayson added 12 points, and Sydney Shaw had nine. Mar'Shaun Bostic was a spark off the bench, scoring eight points along with three steals, three blocks and three rebounds.

SCOUTING THE BULLDOGS

- » Mississippi State is 20-9 overall, 7-7 in SEC play, but the Bulldogs have lost four straight coming into Thursday's contest.
- » The Bulldogs average 75.9 points per game while holding opponents to 64.8.
- » Jerkaila Jordan leads State in scoring with 16.1 points/game. Jessika Carter averages a double-double with 15.2 points and 10.4 rebounds. And Lauren Park-Lane is second in the SEC in assists with 6.2 per game.

SCOUTING AUBURN

- » Auburn is 17-10 overall, 6-8 in SEC play. The latest ESPN "Bracketology" lists the Tigers as "last four in" as of Feb. 27.
- » The Tigers have four total road wins this season, the most since winning 10 times on the road in 2018-19.
- » Auburn has four top-40 wins this year, defeating NET No. 9 LSU, No. 25 Washington State, No. 29 Alabama and No. 39 Texas A&M.
- » The Tigers are 14-1 this season when shooting at least 40% from the field.
- » Graduate student Honesty Scott-Grayson has scored 15+ points in 13 of 14 SEC games this season and 20+ nine times overall, including a stretch of five straight games. She matched a career-high with 31 points vs. No. 1 South Carolina on Feb. 1. It was the third 30+ point game of her career and her fifth game with at least 20 points this season. She followed that up with a 27-point performance at Arkansas, then a 24-point night at Missouri. She was named SEC Player of the Week after a 21-point performance in the win over LSU, then matched that output with 21 in the win over Georgia. She leads the team with 17.8 points/game (3rd SEC) and also averages 4.3 rebounds and 2.3 assists. She averages 19.9 points/game in SEC play (2nd in SEC), and has scored in double figures in 24 out of 26 games she has played this year.
- » JaMya Mingo-Young leads Auburn with 3.8 assists/game, and she is second on the team with 9.3 points/game. She is fifth in the SEC and 39th nationally in assist/turnover ratio (2.2). She is also third in the league in free-throw percentage (84.2%) and made 29 consecutive free throws from the UAB game Dec. 3 until finally missing at Texas A&M Jan. 7. Mingo-Young equaled a season-high with 16 points at LSU, scoring all 16 in the second half in a return to her home state. She also had 16 points against Clemson, hitting 9-of-11 free throw attempts, then matched her scoring output with

SEC STANDINGS & SCHEDULE

	<i>(thru games of 2/26)</i>					
	SEC Games			All Games		
	W	L	Pct.	W	L	Pct.
^South Carolina	14	0	1.000	27	0	1.000
LSU	11	3	.786	24	4	.857
Ole Miss	10	4	.714	20	7	.741
Tennessee	9	5	.643	16	10	.615
Alabama	8	6	.571	21	8	.724
Vanderbilt	7	7	.500	20	8	.714
Mississippi St.	7	7	.500	20	9	.690
Texas A&M	6	8	.429	18	9	.667
Arkansas	6	8	.429	18	11	.621
AUBURN	6	8	.429	17	10	.630
Florida	5	9	.357	14	12	.538
Kentucky	4	10	.286	11	17	.393
Georgia	3	11	.214	12	15	.444
Missouri	2	12	.143	11	16	.407

Sunday, Feb. 25

Alabama 87, Mississippi State 75
Vanderbilt 62, Arkansas 53
Auburn 57, Texas A&M 41
Georgia 76, Florida 60
South Carolina 103, Kentucky 55
LSU 75, Tennessee 60

Monday, Feb. 26

Ole Miss 66, Missouri 45



Thursday, Feb. 29

- *6 pm - Texas A&M at Tennessee (SECN)
- *6 pm - Ole Miss at Kentucky (+)
- *6 pm - Florida at Alabama
- *7 pm - Vanderbilt at Missouri (+)
- *7 pm - Mississippi State at Auburn (+)
- *8 pm - LSU at Georgia (ESPN2)
- *8 pm - South Carolina at Arkansas (SECN)

Sunday, March 3

- *11 am - Tennessee at South Carolina (ESPN)
- *11 am - Auburn at Florida (SECN)
- *1 pm - Georgia at Vanderbilt (+)
- *1 pm - Kentucky at LSU (SECN)
- *2 pm - Alabama at Texas A&M (+)
- *2 pm - Missouri at Mississippi State (+)
- *3 pm - Arkansas at Ole Miss (SECN)

Inside the Numbers

CATEGORY		
	AUBURN	MSU
Points Per Game	66.5	75.9
Scoring Margin	+9.0	+11.2
Field Goal %	40.1%	45.3%
Opp. Field Goal %	37.8%	39.0%
3 pt Field Goal %	27.7%	35.3%
Opp. 3FG %	28.6%	31.1%
Rebounds	37.1	41.6
Opp. Rebounds	36.7	34.4
Rebound Margin	+0.4	+7.1
Turnovers	15.3	14.6
Opp. Turnovers	21.0	14.5
Steals	10.7	7.9
Opp. Steals	7.3	7.1
Blocks	3.8	5.0
Opp. Blocks	3.4	3.7

Associated Press Top 25

(Week 17: Feb. 26)

Rk	Team	Record	Prev
1	South Carolina (35)	27-0	1
2	Ohio State	24-3	2
3	Texas	26-3	5
4	Stanford	24-4	3
5	Virginia Tech	23-4	8
6	Iowa	24-4	4
7	Southern California	21-5	7
8	UCLA	21-5	12
9	LSU	24-4	13
10	Connecticut	24-5	15
11	Oregon State	22-5	11
12	NC State	23-5	6
13	Colorado	20-6	11
14	Indiana	22-4	14
15	Kansas State	23-5	10
16	Gonzaga	28-2	16
17	Notre Dame	21-6	19
18	Utah	20-8	18
19	Syracuse	23-5	17
20	Oklahoma	20-7	23
21	Baylor	21-6	24
22	Louisville	22-7	20
23	Creighton	22-4	21
24t	UNLV	24-2	NR
24t	West Virginia	22-5	23

Also receiving votes: Fairfield, Duke, Princeton, North Carolina, Florida State, Columbia, **Ole Miss.**

USA TODAY Coaches' Top 25

(Week 17: Feb. 27)

Rk	Team	Record	Prev
1	South Carolina (32)	27-0	1
2	Ohio State	24-3	2
3	Texas	26-3	5
4	Virginia Tech	23-4	8
5	Stanford	24-4	3
6	Iowa	24-4	4
7	LSU	24-4	10
8	UCLA	22-5	12
9	Southern California	21-5	7
10	Connecticut	24-5	13
11	NC State	23-5	6
12	Indiana	22-4	16
13	Gonzaga	28-2	15
14	Kansas State	23-5	9
15	Colorado	20-7	11
16	Oregon State	22-5	14
17	Notre Dame	21-6	18
18	Utah	20-8	19
19	Syracuse	23-5	17
20	Creighton	22-4	21
21	Baylor	21-6	24
22	Oklahoma	20-7	25
23	Louisville	22-7	20
24	UNLV	24-2	NR
25	West Virginia	2-5	22

Also receiving votes: Princeton, Fairfield, Duke, Saint Joseph's, Ball State, Michigan State, **Tennessee**, Kansas, Richmond.

16 against Norfolk State and tied an Auburn record going 12-for-12 at the free-throw line. She made the highlight-reel play of the season to clinch the win over LSU, stealing the ball from Angel Reese and drawing a foul with 10 seconds to play and Auburn leading by 2, then sinking both free throws to secure the win.

» Senior Taylen Collins scored a season-best 19 points and had 11 rebounds in the win over Kentucky for her third double-double of the year. Collins had a huge second half to spark the comeback win over UL-Lafayette on Nov. 9 with all nine of her points and 8 of 14 rebounds coming after halftime, and she had a then-season high 17 points vs. Alabama State. She recorded her first Auburn double-double with 10 points and 10 rebounds vs. Alabama A&M, then got her first in SEC play with 12 points and 11 rebounds at Arkansas. She averages 8.3 points and a team-leading 6.5 rebounds.

» Junior Mar'Shaun Bostic scored a season-high 17 points on 7-11 shooting vs. Tennessee. She had a huge game in the opener vs. Jacksonville State with 12 points, 4 assists, 4 steals and 3 rebounds. She then had another huge game against Clemson with 7 points, 4 assists and a career-high 5 steals. Another big game for her came against Georgia when she had 4 points, 5 rebounds, 4 assists and 5 steals.

» Sophomore Sydney Shaw scored a career-high 17 points at UCF and has hit double-figures in six games. Shaw also led the Tigers with 15 points in the Alabama A&M win and scored 11 against Clemson. Shaw knocked down two key 3-pointers in the second half to help the Tigers pull away from Texas A&M; she shared the team lead with 10 points. She is fourth on the team with 6.3 points/game.

» Sophomore Kaitlyn Duhon started the season off with a bang, scoring 13 points along with 3 rebounds and 2 steals in the opener vs. JSU. She showed off her speed against Clemson, especially late in the first half, as she scored 10 points with 3 rebounds and 3 steals. She swiped a career-high 5 steals in just 10 minutes of action vs. Alabama State, and she has started eight games.

» Freshman Savannah Scott has seen a resurgence since moving back into the starting lineup vs. Alabama. For the season, she averages 4.9 points and 3.4 rebounds, and she was SEC Freshman of the Week the opening week of the season after a double-double at Rutgers.

SHUT IT DOWN

» Auburn's defense has been among the best in the SEC so far this year. In 14 SEC games, Auburn is holding opponents an average of 11.9 points below their season scoring average. Auburn's scoring defense is second in the league in SEC games at 61.9, behind only top-ranked South Carolina (57.0).

» The biggest example was Auburn's home win over No. 7 LSU where the visiting Tigers - at the time the nation's top scoring team - were held to 62 points, their lowest total of the season and nearly 27 points below their season average (as of 2/27).

» Eight SEC opponents have been held at least 10 points below their season average - LSU (26.5 and 17.5), Vanderbilt (15.8), Georgia (15.3), South Carolina (11.0), Missouri (11.5), Kentucky (15.5) and Texas A&M (27.6).

PACKING THE HOUSE

» With one game left, Auburn has set a new

total season attendance record for women's basketball with 52,351 fans through the gates at Neville Arena this season.

» Neville Arena saw three of its four all-time largest women's basketball crowds in the first month of the 2024 SEC season.

» Auburn set a Neville Arena record when 7,720 fans filled the stands for the Tigers' upset win over No. 7/4 LSU on Jan. 14; it was the second-largest women's basketball crowd in Auburn history - on Jan. 25, 2009, a crowd of 12,067 packed Beard-Eaves Memorial Coliseum as the Tigers defeated No. 10 Tennessee 82-68 with the Lady Vols fresh off the 2008 national title.

» With 7,720 vs. LSU this year and 12,067 vs. Tennessee in 2009, the two largest crowds in Auburn women's basketball history have seen the Tigers defeat the defending national champions.

» Another huge crowd of 6,075 filled into Neville Arena as the Tigers retired DeWanna Bonner's No. 24 prior to a 78-65 win over Alabama on Jan. 21. That was the third-largest Auburn women's basketball crowd at Neville Arena and ranks 12th all-time.

» On Feb. 1, 4,814 fans were in attendance as the Tigers took on No. 1 South Carolina; it was the fourth-biggest crowd at Neville for women's hoops.

TOP FIVE WBB HOME ATTENDANCE - ALL VENUES

Date	Opponent	Attendance	Result
1/25/09	Tennessee	12,067 (BEMC)	W 82-68
1/14/24	LSU	7,720 (Arena)	W 67-62
1/23/11	Tennessee	7,536 (Arena)	L 53-73
1/6/89	Tennessee	7,150 (BEMC)	W 65-59
2/22/09	Georgia	7,006 (BEMC)	W 65-59

TOP FIVE NEVILLE ARENA WBB CROWDS

Date	Opponent	Attendance	Result
1/14/24	LSU	7,720	W 67-62
1/23/11	Tennessee	7,536	L 53-73
1/21/24	Alabama	6,075	W 78-65
2/1/24	South Carolina	4,814	L 54-76
1/1/12	Tennessee	4,269	L 52-73

TAKING DOWN THE CHAMPS

» Auburn earned one of the most significant wins in college basketball so far this season when the Tigers upset No. 7/4 LSU 67-62 on Jan. 14 at Neville Arena. A record crowd of 7,720 fans were on hand to watch Auburn end LSU's 16-game winning streak and take down the defending national champions.

» The win over LSU was Auburn's seventh all-time over a defending national champion.

WINS OVER DEFENDING NATIONAL CHAMPIONS

Date	Opponent	Location	Score
1/14/24	LSU	Auburn	67-62
3/7/09	Tennessee	Little Rock*	78-58
1/25/09	Tennessee	Auburn	82-68
3/2/97	Tennessee	Chattanooga*	61-59
3/5/90	Tennessee	Albany, Ga.*	78-77
3/31/89	Louisiana Tech	Tacoma#	76-71
1/9/88	Tennessee	Knoxville	71-68

*SEC Tournament #Final Four

DEFENSE CREATING OFFENSE

» On average, Auburn scores 21.0 points off opponent turnovers this season. When scoring at least 20 points off turnovers, the Tigers are 11-2, including 3-1 in SEC games (LSU 1-1, Missouri, Texas A&M).

» Auburn forced Alabama State into 40 turnovers in a 94-37 win on Dec. 13 at home. It tied for the second-most turnovers forced by Auburn in program history and was the most against a Division I opponent.

» The Tigers scored 53 points off those 40 turnovers, the most since at least 2005-06 when records on that statistic are available.

» Under Harris, the Tigers have forced 25 or more turnovers eight times and 30 or more on four occasions.

» Auburn is 33-0 all-time when forcing 30 or more turnovers in a game.

» The Tigers have forced 20 or more turnovers in 13 games this year; Auburn is 9-4 in those games.

TURNOVERS FORCED - ALL-TIME TOP 10

Date	Opponent	Turnovers	Result
12/17/00	Puerto Rico-Mayaguez	45	W 106-25
12/13/23	Alabama State	40	W 94-37
2/14/95	Lynn	40	W 107-25
12/29/03	Alabama A&M	39	W 95-28
12/5/01	Tennessee State	39	W 96-46
11/11/16	Troy	38	W 61-52
12/22/11	Central Connecticut St.	37	W 49-40
11/14/08	at Alabama A&M	37	W 91-53
12/18/22	Samford	36	W 91-37
11/29/17	ULM	35	W 67-41
12/16/15	Winthrop	35	W 76-33

GRINCH MODE

» Auburn embraced the Christmas spirit - the Grinch's one of stealing, that is - in their win over Alabama State when they set a new program record with 28 steals in a 94-37 win. Senior Carsen McFadden swiped the record-breaking 25th steal in the 4th quarter.

» The previous Auburn record was 24 steals, tied most recently last season when the Tigers accomplished the feat against Samford on Dec. 19.

» Through games of Feb. 19, Auburn is one of 12 teams nationally to record at least 28 steals in a game and one of just three to do it against another Division I team. It was just the fifth time in the last five years for a Division I team to record 25 or more steals against a DI opponent.

» The last SEC team to record at least at least 28 steals in a game, interestingly enough, was the 2013-14 Mississippi State Bulldogs - with then-assistant coach Johnnie Harris in her second year in Starkville. That team recorded 30 steals in a win over New Orleans. In that game, MSU was led with 7 steals by current Auburn assistant coach Savannah Carter, who filled the stat sheet with 10 points, 10 rebounds and 5 assists.

SINGLE-GAME STEALS - ALL-TIME TOP 10

Date	Opponent	Steals	Result
12/13/23	Alabama State	28	W 94-37
12/19/22	Samford	24	W 91-37
12/5/15	East Carolina	24	W 83-69
12/5/01	Tennessee State	24	W 96-46
12/21/04	Monmouth	23	W 73-44
12/7/03	Buffalo	23	W 82-32
12/17/00	Puerto Rico-Mayaguez	23	W 106-25
11/11/16	Troy	22	W 61-52
11/14/14	Troy	22	W 71-54
12/29/12	Samford	22	W 80-51

UP TO THE CHALLENGE

» Auburn's 83-53 win over Clemson Nov. 30 in the final game of the inaugural ACC/SEC Challenge

clinched a 7-7 tie in the 14-game event.

» Auburn's 30-point margin of victory was also the largest by any team, men or women, in the three-day Challenge.

» With wins by the Auburn men over Virginia Tech Nov. 29 and the women over Clemson Nov. 30, Auburn was one of just four SEC schools to win both the men's and women's contests in the Challenge (Arkansas, Kentucky, South Carolina were the others).

POWER OVER POWER

» Blowout wins over Power 5 opponents have been rare. The 83-53 win over Clemson Nov. 30 was the largest margin of victory for Auburn against a major conference opponent since a 77-39 win over Alabama during the 2018-19 season.

» The Clemson win, along with a 76-56 win over Rutgers and a 28-point win over Kentucky, has given Auburn three wins of 20+ points over a major conference opponent this season; that hasn't happened since the 2008-09 season when the SEC Champion Tigers did it four times.

» Auburn has posted three wins over non-conference Power 5 opponents this season, the most since the 2008-09 season.

LAST 10 WINS OF 20+ VS. POWER 5 TEAMS

Date	Opponent	Location	Result
2/15/23	Kentucky	Auburn	W 78-50
11/30/23	Clemson	Auburn	W 83-53
11/12/23	Rutgers	Piscataway	W 76-56
2/17/19	Alabama	Auburn	W 77-39
12/31/17	Florida	Auburn	W 84-55
1/8/17	Ole Miss	Auburn	W 83-60
2/14/16	Florida	Auburn	W 80-58
3/4/15	Florida	Little Rock	W 71-49
1/16/14	Alabama	Tuscaloosa	W 61-39
1/10/13	Ole Miss	Auburn	W 76-52
2/23/12	Alabama	Auburn	W 81-40

ON THIS DATE

» This is just the second time Auburn has ever played on Leap Day. The Tigers fell to Florida 71-60 in 2004. Real life is for March.

AUBURN HONOR ROLL

» **Savannah Scott:** SEC Freshman of the Week (11/14)

» **Honesty Scott-Grayson:** SEC Player of the Week (1/16); USBWA Ann Meyers Drysdale National Player of the Week (1/16)

» **JaMya Mingo-Young:** "Best Moment" from "SEC Now" midseason superlatives (last-minute steal vs. LSU)

SEEING DOUBLE

» Auburn's first double-double of the season came in game three as freshman Savannah Scott recorded 21 points and 11 rebounds in the Tigers' 76-56 win at Rutgers Nov. 12.

» Senior Taylen Collins earned the first double-double of her Auburn career and her 12th overall with 10 points and 10 rebounds in a win over Alabama A&M Nov. 26.

» Graduate student JaMya Mingo-Young recorded her first double-double as a Tiger and eighth of her career with 13 points, 10 rebounds and 7 assists in a win over North Alabama Dec. 31.

» Collins recorded the second double-double of her Auburn career and first in SEC play with 12 points and 11 rebounds at Arkansas Feb. 4.

Auburn in the SEC & NCAA Stats*(Thru games of Feb. 24)*

Category	Value	SEC	NCAA
Scoring Offense	66.5	12th	150th
Scoring Defense	57.5	3rd	40th
Scoring Margin	+9.0	6th	72nd
Free Throw Pct.	.713	7th	165th
Field Goal Pct.	.401	12th	193rd
Field Goal Pct. Def.	.378	4th	55th
3-pt FG Pct.	.277	12th	287th
3-pt FG Pct. Def.	.286	4th	56th
Rebounds	37.2	12th	148th
Rebound Margin	+0.4	10th	181st
Blocks	3.8	8th	92nd
Assists	12.5	10th	207th
Steals	10.7	2nd	28th
Turnover Margin	+5.7	1st	12th
Turnovers Forced	21.0	1st	13th
Assist/Turnover	0.8	12th	185th
3-Point FG Made	3.6	12th	334th

INDIVIDUALS (All Games)

Scoring
Honesty Scott-Grayson 17.9 3rd 60th

Rebounds
Taylen Collins 6.5 14th --

Field Goal Percentage
Honesty Scott-Grayson .410 14th 222nd

Assists
JaMya Mingo-Young 3.8 9th 138th

Free Throw Percentage
JaMya Mingo-Young .852 2nd 50th
Honesty Scott-Grayson .782 8th 160th

Steals
MarShaun Bostic 1.69 14th 218th
Taylen Collins 1.67 16th 234th
JaMya Mingo-Young 1.67 16th 234th

Assist/Turnover Ratio
JaMya Mingo-Young 2.2 5th 39th

Offensive Rebounds
Taylen Collins 2.8 8th --

INDIVIDUALS (SEC Games ONLY)

Scoring
Honesty Scott-Grayson 19.9 2nd --

Rebounding
Taylen Collins 6.5 16th --

Assists
JaMya Mingo-Young 3.3 12th --

Free Throw Percentage
JaMya Mingo-Young .830 8th --
Honesty Scott-Grayson .797 9th --

Steals
JaMya Mingo-Young 2.1 9th --
Taylen Collins 1.7 13th --

Assist/Turnover Ratio
JaMya Mingo-Young 1.5 7th --

Offensive Rebounds
Taylen Collins 2.9 8th --

» Mingo-Young picked up her second double-double of the season with 10 points and 11 rebounds in the Tigers' win at Missouri Feb. 11.
 » Collins earned her third of the season with a season-high 19 points along with 11 rebounds in a win over Kentucky Feb. 18.

POST ME UP, SCOTTIE

» Freshman center Savannah Scott could not have asked for a better start to her Auburn career, scoring 50 points in her first three games.
 » For her efforts in the opening week of the season, where she led Auburn in scoring twice and recorded her first career double-double with 21 points and 11 rebounds in a win at Rutgers, Scott was named the season's first SEC Freshman of the Week.

WORKING OVERTIME

» Auburn is 23-22 all-time in overtime games. The Tigers' last OT game was a 77-76 home win over Ole Miss on Jan. 22, 2023.

LAST 5 OVERTIME GAMES

Date	Opponent	Location	Result
1/22/23	Ole Miss	Auburn	W 77-76
1/6/22	at Missouri	Columbia	L 63-72
2/20/20	Mississippi State	Auburn	L 85-92
11/30/19	Dayton	Estero, Fla.	W 76-74
2/3/19	Georgia	Auburn	W 59-58

NO. 24 NOW IN THE RAFTERS

» Auburn women's basketball retired DeWanna Bonner's No. 24 prior to the Jan. 21 win over Alabama.
 » Bonner is Auburn's all-time leading scorer with 2,162 points and third in career rebounds with 1,047. She was the 2009 SEC Player of the Year and a two-time All-American, and is a 5-time WNBA All-Star.
 » Bonner's No. 24 is the fifth jersey retired by Auburn women's basketball, joining Carolyn Jones (No. 21), Ruthie Bolton (No. 25), Becky Jackson (No. 34) and Vickie Orr (No. 50).

TIGERS IN THE PROS

» DeWanna Bonner, a 2009 Auburn graduate, completed her 14th season in the WNBA in 2023, her fourth with the Connecticut Sun. A five-time WNBA All-Star, Bonner helped lead the Sun to the WNBA semifinals, where they fell to the Las Vegas Aces.
 » Former Tiger Charlene Thomas-Swinson, who played at Auburn from 1984-87, was an assistant coach for the Las Vegas Aces, who won the 2022 and 2023 WNBA titles.
 » Unique Thompson, a 2021 graduate, is currently playing for Nadezhda Orenburg in Russia. Thompson was the No. 19 pick in the 2021 WNBA Draft by the Indiana Fever, and she signed a training camp contract with the Dallas Wings in 2022, but has not played in a WNBA regular-season game.

WELCOME TO THE FAMILY

» The Tigers will welcome Jordan Hunter (5-8, G, Trussville, Ala./Hewitt-Trussville HS) and Syriah Daniels (6-0, G, Auburn, Ala./Auburn HS) to the Plains for the 2024-25 season. Daniels is the daughter of Marquis Daniels, former Auburn men's basketball player and current director of player development, and the late Shana Askew Daniels, a former Auburn women's basketball standout.

THIS, THAT AND THE OTHER

» Two Tigers are wearing the SEC Graduate patch this season. Honesty Scott-Grayson graduated from Auburn in December 2022, and JaMya Mingo-Young earned her degree at Alabama

Auburn Career Assists

No.	Player	Years	Assists
1.	Whitney Bodie	2005-09	603
2.	Debra Larkin	1981-85	593
3.	Carolyn Jones	1988-91	587
4.	Kristen Mulligan	1992-96	551
5.	Ruthie Bolton	1985-89	526
6.	Honesty Scott-Grayson	2020-22	525
7.	Chante Termitie	1987-91	490
8.	Janiah McKay	2015-19	448
9.	Tiffany Krantz	1996-2000	414
10.	Debra Larkin	1981-85	386
11.	Samantha Williams	1991-96	323
12.	Nicole Louden	2001-05	311
13.	Katie Frerking	2013-17	307
14.	Alli Smalley	2007-11	303
15.	Morgan Toles	2009-11	267
16.	Najat Ouardad	2011-13	259
17.	Cindy Sagrera	1981-84	254
18.	Mae Ola Bolton	1984-88	252
19.	Nitasha Brown	2002-06	236
20.	DeWanna Bonner	2005-09	226
21.	Tasha Hamilton	1997-2001	219
22.	Honesty Scott-Grayson	2020-present	218
23.	Angie Hannah	1978-82	214
24.	Lynn Stevenson	1987-91	212
25.	LaRita Spencer	1999-2001	209
26.	Terryland Robinson	1989-93	207
27.	Diann McNeil	1984-88	202
28.	Justine Agbatan	1995-98	201
29.	Nancy Derrick	2000-04	200
	Sherell Hobbs	2005-09	200

NCAA NET Report (AU & Opponents)

(As of 2/27/24)

Rk	Team	D1 Record	AU Result
1	South Carolina	27-0	L
9	LSU	24-4	W/L
25	Washington State	17-12	W
27	Alabama	21-8	W/L
37	Tennessee	16-10	L
39	Texas A&M	18-9	L/W
40	Mississippi State	20-9	--
44	Ole Miss	20-7	L
46	AUBURN	17-10	
57	Vanderbilt	20-8	L
61	Florida	14-12	--
63	California	16-12	L
65	Arkansas	18-11	L
80	Missouri	11-16	W
88	UCF	11-14	L
89	Clemson	11-17	W
92	Georgia	12-15	W
116	Norfolk State	20-5	W
145	UAB	17-10	W
148	Kentucky	11-17	W
150	Rutgers	8-22	W
171	Louisiana-Lafayette	12-12	W
250	Little Rock	10-17	W
255	Jacksonville State	8-15	W
261	North Alabama	10-16	W
267	Alabama A&M	13-13	W
355	Alabama State	3-23	W

Auburn Career Scoring

No.	Player	Years	Points
1.	DeWanna Bonner	2005-09	2,162
2.	Becky Jackson	1980-84	2,068
3.	Vickie Orr	1985-89	2,035
4.	Marianne Merritt	1975-79	1,979
5.	Carolyn Jones	1988-91	1,831
6.	Natasha Brackett	2001-05	1,716
7.	Janiah McKay	2015-19	1,647
8.	Brandy Montgomery	2013-17	1,644
9.	Mae Ola Bolton	1984-88	1,616
10.	Alli Smalley	2007-11	1,601
11.	Angie Hannah	1978-82	1,583
12.	Unique Thompson	2017-21	1,540
13.	Honesty Scott-Grayson	2020-pres.	1,529
14.	Tyrese Tanner	2010-14	1,515
14.	Le'Coë Willingham	1999-03	1,475
16.	Lori Monroe	1979-83	1,415
17.	Tasha Hamilton	1997-01	1,402
18.	Sherell Hobbs	2005-09	1,372
19.	Linda Godby	1986-90	1,365
20.	Tra'Ceë Tanner	2012-16	1,327
21.	Debra Larkin	1981-85	1,310
22.	C.C. Hayden	1989-92	1,306
23.	Katie Frerking	2013-17	1,271
24.	Consweila Sparrow	1997-00	1,249
25.	Blanche Alverson	2009-13	1,244
	Brenda Hill	1981-85	1,222
27.	Daisa Alexander	2016-20	1,215
28.	Monique Morehouse	1992-96	1,191
29.	Lauretta Freeman	1989-93	1,188
30.	Hasina Muhammad	2001-15	1,184
	Sharon Stewart	1984-88	1,184
32.	Ruthie Bolton	1985-89	1,176
33.	Tiffany Krantz	1996-2000	1,136
34.	Samantha Williams	1992-96	1,106
35.	KeKe Carrier	2005-10	1,017
36.	Helene Baroody	1983-87	1,011

Auburn Career 3-Pointers Made

No.	Player	Years	3FG
1.	Alli Smalley	2007-11	219
2.	Blanche Alverson	2009-13	213
3.	Brandy Montgomery	2013-17	205
4.	Tiffany Krantz	1996-00	184
5.	Natasha Brackett	2001-05	171
6.	Samantha Williams	1992-96	161
7.	Kristen Mulligan	1992-96	149
8.	Katie Frerking	2013-17	147
9.	Daisa Alexander	2016-20	130
10.	Honesty Scott-Grayson	2020-pres.	119

Auburn Career Scoring Average

No.	Player	Years	Avg.
1.	Marianne Merritt	1975-79	20.4
2.	Carolyn Jones	1988-91	18.3
3.	Becky Jackson	1980-84	17.8
4.	DeWanna Bonner	2005-09	17.2
5.	Vickie Orr	1985-89	15.5
6.	Consweila Sparrow	1997-00	14.5
7.	Honesty Scott-Grayson	2020-present	14.4
8.	Unique Thompson	2017-21	14.1
9.	Natasha Brackett	2001-05	14.0
10.	C.C. Hayden	1989-92	13.6

TIGERS' RECORD WHEN...

	2023-24	Harris Era
At Home.....	13-3	35-15
On the Road.....	4-7	7-25
At a Neutral Site.....	0-0	1-3
When wearing white.....	10-3	31-16
When wearing orange.....	2-1	2-1
When wearing blue.....	4-6	8-25
When wearing pink.....	1-0	2-1
Leading at the half.....	14-4	36-8
Trailing at the half.....	3-6	7-35
Tied at the half.....	0-0	0-0
Scores 100+ points.....	0-0	0-0
Scores 90-99 points.....	1-0	4-0
Scores 80-89 points.....	1-0	5-1
Scores 70-79 points.....	7-1	21-3
Scores 60-69 points.....	6-3	10-12
Scores fewer than 60 points.....	2-6	3-27
Holds opponent under 60 points.....	12-2	26-8
Holds opponent under 50 points.....	8-0	16-0
Holds opponent under 40 points.....	2-0	3-0
Force 25 or more turnovers.....	4-0	9-0
Shoots 50% FG or better.....	0-0	6-0
Shoots 40-49% FG.....	14-1	27-12
Shoots 39.9% or under FG.....	3-9	8-31
Holds opponent under 40% FG.....	11-3	32-9
Holds opponent under 30% FG.....	3-0	10-0
Shoots higher FG% than opponent.....	13-2	35-6
Shoots lower FG% than opponent.....	4-8	8-37
Shoots same FG% as opponent.....	0-0	0-0
Shoots higher FT% than opponent.....	9-3	22-14
Shoots lower FT% than opponent.....	8-7	19-29
Shoots same FT% as opponent.....	0-0	2-0
Out-rebounds opponent.....	12-2	24-8
Out-rebounded by opponent.....	4-8	17-33
Tied in rebounds.....	1-0	2-2
Versus ranked opponent.....	1-2	4-9
In overtime.....	0-0	1-1
Games decided by 3 points or less.....	0-3	4-8
Games decided by 4-5 points.....	1-1	2-3
Games decided by 6-10 points.....	3-3	10-11
Games decided by 11-20 points.....	5-1	11-10
Games decided by 21-30 points.....	5-2	9-5
Games decided by 30+ points.....	2-0	7-6
In November.....	5-2	13-7
In December.....	6-0	13-1
In January.....	3-4	7-17
In February.....	3-4	5-15
In March.....	0-0	1-3

2023-24 Auburn Superlatives...

First Half

Most points scored in the first quarter.....	27 vs. Alabama State (12/13/23)
Most points scored in the second quarter.....	27 at Rutgers (11/12/23)
Most points scored in the first half.....	46 vs. Alabama State (12/13/23)
Fewest points scored in the first half.....	16 vs. Louisiana-Lafayette (11/9/23)
Fewest points allowed in the first half.....	13 vs. Alabama State (12/13/23)
Most points allowed in the first half.....	40 at LSU (2/22/24)
Best FG % in the first half.....	.577 at Alabama (2/18/24)
Worst FG % in the first half.....	.212 at Ole Miss (1/11/24)
Best FG % by an opponent in the first half.....	.591 vs. Washington State (12/20/23)
Worst FG % by an opponent in the first half.....	.229 vs. Kentucky (2/15/24)
Most rebounds in the first half.....	28 vs. Kentucky (2/15/24)
Fewest rebounds in the first half.....	10 at LSU (2/22/24)
Most rebounds by an opponent in the first half.....	26 vs. South Carolina (2/1/24)
Fewest rebounds by an opponent in the first half.....	9 vs. Alabama State (12/13/23)

Second Half

Most points scored in the third quarter.....	30 vs. Alabama State (12/13/23)
Most points scored in the fourth quarter.....	28 vs. Alabama (1/21/24)
Most points scored in an overtime period.....	
Most points scored in the second half.....	49 vs. North Alabama (12/31/23)
Fewest points scored in the second half.....	24 at Texas A&M (1/7/24) & at Alabama (2/18/24)
Fewest points allowed in the second half.....	19 vs. Norfolk State (12/16/23)
Most points allowed in the second half.....	49 vs. South Carolina (2/1/24) & at Arkansas (2/4/24)
Best FG % in the second half.....	.538 vs. Washington State (12/20/23)
Worst FG % in the second half.....	.250 vs. Tennessee (1/4/24)
Best FG % by an opponent in the second half.....	.563 vs. South Carolina (2/1/24)
Worst FG % by an opponent in the second half.....	.259 vs. Norfolk State (12/16/23)
Most rebounds in the second half.....	25 vs. Louisiana-Lafayette (11/9/23)
Fewest rebounds in the second half.....	11 at Vanderbilt (1/18/24)
Most rebounds by an opponent in the second half.....	25 vs. California (11/17/23) & vs. Tennessee (1/4/24)
Fewest rebounds by an opponent in the second half.....	9 vs. Louisiana-Lafayette (11/9/23)

Game

Most points scored.....	94 vs. Alabama State (12/13/23)
Fewest points scored.....	44 at Texas A&M (1/7/24)
Most points allowed.....	76 vs. South Carolina (2/1/24)
Fewest points allowed.....	37 vs. Alabama State (12/13/23)
Best FG %.....	.475 vs. Jacksonville State (11/6/23) & vs. Clemson (11/30/23)
Worst FG %.....	.291 at Ole Miss (1/11/24)
Best FG % by an opponent.....	.500 vs. Tennessee (1/4/24)
Worst FG % by an opponent.....	.262 vs. Alabama A&M (11/27/23)
Most rebounds.....	46 vs. Louisiana-Lafayette (11/9/23)
Fewest rebounds.....	28 at LSU (2/22/24)
Most rebounds by an opponent.....	48 vs. South Carolina (2/1/24)
Fewest rebounds by an opponent.....	25 at Little Rock (12/10/23)

Miscellaneous

Highest-scoring quarter.....	30, 3Q vs. Alabama State (12/13/23)
Lowest-scoring quarter.....	4, 1Q vs. Louisiana-Lafayette (11/9/23)
Highest-scoring opponent quarter.....	31, 3Q at Arkansas (2/4/24)
Lowest-scoring opponent quarter.....	2, 1Q vs. Alabama State (12/13/23)
Largest margin in a single quarter.....	+25 (27-2), vs. Alabama State (12/13/23)
Largest margin of victory.....	57 vs. Alabama State (12/13/23)
Smallest margin of victory.....	5 vs. LSU (1/14/24)
Largest margin of defeat.....	22 at Texas A&M (1/7/24) & vs. South Carolina (2/1/24)
Smallest margin of defeat.....	2 at Arkansas (2/4/24)
Largest halftime lead.....	33 vs. Alabama State (12/13/23)
Smallest halftime lead.....	1 at Vanderbilt (1/18/24)
Times tied at halftime.....	
Largest halftime deficit.....	12 vs. California (11/17/23) & at Texas A&M (1/7/24)
Smallest halftime deficit.....	1 at UCF (11/20/23)
Largest rebounding margin.....	+16 vs. Louisiana-Lafayette (11/9/23)
Smallest rebounding margin.....	+1 vs. Washington State (12/20/23)
Last time tied in rebounding.....	42-42 vs. Alabama A&M (11/27/23)
Largest rebounding deficit.....	-14 at Texas A&M (1/7/24) & at LSU (2/22/24)
Smallest rebounding deficit.....	-1 at Vanderbilt (1/18/24)
Largest deficit overcome to win game.....	13 at Rutgers (11/12/23)
Largest lead lost.....	15 at Arkansas (2/4/24)

MISCELLANEOUS STATISTICS (incl. previous schools)

Double-Doubles	Season	Career
Taylen Collins	3	14
JaMya Mingo-Young	2	9
Savannah Scott	1	1
Honesty Scott-Grayson	0	3

30+ Point Games	Season	Career
Honesty Scott-Grayson	1	3

20+ Point Games	Season	Career
Honesty Scott-Grayson	9	23
Savannah Scott	1	1
Mar'Shaun Bostic	0	1
Taylen Collins	0	1

10+ Rebound Games	Season	Career
Taylen Collins	4	20
JaMya Mingo-Young	2	12
Savannah Scott	1	1
Honesty Scott-Grayson	0	3

10+ Assist Games	Season	Career
------------------	--------	--------

5+ Steal Games	Season	Career
Mar'Shaun Bostic	2	2
Honesty Scott-Grayson	1	8
JaMya Mingo-Young	1	5
Celia Sumbane	1	1
Kaitlyn Duhon	1	1
Taylen Collins	0	3

5+ Block Games	Season	Career
----------------	--------	--------

GAMES LED AUBURN IN...

Scoring	Season	Career
Honesty Scott-Grayson	19	48
Sydney Shaw	3	5
Savannah Scott	2	2
JaMya Mingo-Young	2	2
Mar'Shaun Bostic	1	2
McKenna Eddings	1	1
Taylen Collins	1	1

Rebounding	Season	Career
Taylen Collins	14	14
JaMya Mingo-Young	7	7
Honesty Scott-Grayson	3	17
Savannah Scott	2	2
Oyindamola Akinbolawa	1	3
Sydney Shaw	1	2
Celia Sumbane	1	1
Kaitlyn Duhon	0	4
Mar'Shaun Bostic	0	1

Assists	Season	Career
JaMya Mingo-Young	17	17
Mar'Shaun Bostic	6	19
Honesty Scott-Grayson	5	25
McKenna Eddings	2	2
Sydney Shaw	1	11
Taylen Collins	1	1
Celia Sumbane	1	1
Kaitlyn Duhon	0	1
Carsen McFadden	0	1

(includes games where lead was shared)

2023-24 DOUBLE-DOUBLES

Savannah Scott at Rutgers - 21 pts, 11 reb
 Taylen Collins vs. Alabama A&M - 10 pts, 10 reb
 JaMya Mingo-Young vs. UNA - 13 pts, 10 reb
 Taylen Collins at Arkansas - 12 pts, 11 reb
 JaMya Mingo-Young at Missouri - 10 pts, 11 reb
 Taylen Collins vs. Kentucky - 19 pts, 11 reb

Last Time an Auburn Team...

Scored 90 points Auburn 94, Alabama State 37, in Auburn, Ala. (Dec. 13, 2023)
 Scored 90 points in an SEC game Auburn 95, Missouri 82, in Columbia, Mo. (Feb. 27, 2020)
 Scored 100 points Auburn 119, Sam Houston State 54, in Auburn, Ala. (Dec. 5, 2008)
 Scored 100 points against an SEC opponent Auburn 102, Tennessee 96, SEC Tournament in Albany, Ga. (Mar. 6, 1987)
 Scored 100 points in an SEC regular-season game Auburn 111, Vanderbilt 67, in Auburn, Ala. (Feb. 18, 1987)
 Scored 100 points at home Auburn 119, Sam Houston State 54, in Auburn, Ala. (Dec. 5, 2008)
 Scored 100 points in a true road game Auburn 103, Mercer 29, in Macon, Ga. (Feb. 23, 1987)
 Scored 110+ points Auburn 119, Sam Houston State 54, in Auburn, Ala. (Dec. 5, 2008)
 Scored 80 points and lost Indiana 96, Auburn 81, in Las Vegas, Nev. (Nov. 25, 2022)
 Scored 90 points and lost Kentucky 91, Auburn 90 [2OT], in Auburn, Ala. (Feb. 2, 1986)
 Scored 100 points and lost Never
 Scored 50-59 points in a half 51 (1st half) vs. Charleston Southern in Auburn, Ala. (Nov. 26, 2021)
 Scored 60 or more points in a half 62 (2nd half) vs. Drake in New Orleans, La. (Dec. 21, 2016)
 Scored 30 or more points in a quarter 30 (3rd quarter) - vs. Alabama State in Auburn, Ala. (Dec. 13, 2023)
 Scored 50 points or less in a game Vanderbilt 53, Auburn 50 in Nashville, Tenn. (Jan. 18, 2024)
 Scored 50 points or less and won Auburn 47, Missouri 45 [SEC] in Jacksonville, Fla. (March 3, 2016)
 Scored 40 points or less in a game South Carolina 75, Auburn 38, in Columbia, S.C. (Feb. 17, 2022)
 Scored less than 10 points in a quarter 6 points (1st quarter) vs. Texas A&M in Auburn, Ala. (Feb. 25, 2024)
 Scored less than 20 points in a 1st half 16 points vs. UL-Lafayette in Auburn, Ala. (Nov. 9, 2023)
 Had 35+ rebound margin 36 - (52-16) vs. Alabama A&M in Normal, Ala. (Nov. 19, 2013)
 Had 25+ rebound margin 33 - (53-26) vs. Grambling State in Auburn, Ala. (Nov. 6, 2018)
 Had 20+ rebound margin 20 (51-31) vs. Alabama State in Auburn, Ala. (Nov. 16, 2021)
 Attempted 30 free throws 30 - vs. Clemson in Auburn, Ala. (Nov. 30, 2023)
 Attempted 35 free throws 35 - vs. Charleston Southern in Auburn, Ala. (Nov. 26, 2021)
 Attempted 40 free throws 41 - vs. Alabama State in Auburn, Ala. (Nov. 15, 2006)
 Attempted 5 free throws or less 3 - at Texas A&M in College Station, Texas (Feb. 23, 2020)
 Did not attempt a free throw Never
 Made 20-24 free throws 21 - vs. Alabama in Auburn, Ala. (Jan. 11, 2024)
 Made 25+ free throws 26 - vs. Charleston Southern in Auburn, Ala. (Nov. 26, 2021)
 Made 30 free throws 31 - vs. Northwestern State (31-43) (Dec. 30, 2003)
 Had 25 assists 25 - vs. Alabama State in Auburn, Ala. (Dec. 13, 2023)
 Had 25 turnovers 27 - vs. Georgia in Auburn, Ala. (Jan. 3, 2021)
 Had 10 turnovers or less 9 - at Arkansas in Fayetteville, Ark. (Feb. 4, 2024)
 Had 25+ steals 28 (program record) - vs. Alabama State in Auburn, Ala. (Dec. 13, 2023)
 Had 20-24 steals 24 - vs. Samford in Auburn, Ala. (Dec. 18, 2022)
 Had 15-19 steals 15 - vs. Kentucky in Auburn, Ala. (Feb. 15, 2024)
 Had 10-14 blocks 10 - vs. Louisiana Tech in Auburn, Ala. (Nov. 19, 2017)
 Had 15+ blocks 15 - at Florida International in Miami, Fla. (Dec. 29, 2014)
 Won an overtime game Auburn 77, Ole Miss 76 [10T] in Auburn, Ala. (Jan. 22, 2023)
 Lost an overtime game Missouri 72, Auburn 63 [10T] in Columbia, Mo. (Jan. 6, 2022)
 Played a double overtime game Auburn 70, Alabama 65 [2OT] in Auburn, Ala. (Feb. 27, 2014)
 Played three or more overtimes Never
 Shot 70% for a half 71.4% (15-of-21), 2nd half vs. UL-Lafayette in Auburn, Ala. (Dec. 11, 2022)
 Shot 60% for a game 60.4% (29-of-48) vs. Oklahoma State in Auburn, Ala. (Dec. 5, 2021)
 Shot less than 30% for a game 29.1% (16-of-55) at Ole Miss in Oxford, Miss. (Jan. 11, 2024)
 Shot 90-99.9% from the free throw line (min. 10 attempts) 91.7% (11-of-12) vs. North Alabama in Auburn, Ala. (Dec. 31, 2023)
 Shot 100% from the free throw line (min. 10 attempts) 100% (16-of-16) vs. Texas A&M in Auburn, Ala. (Jan. 7, 2018)
 Shot 50% on 3-pointers (minimum 5 attempts) 50.0% (8-of-16) vs. North Alabama in Auburn, Ala. (Dec. 31, 2023)
 Shot 20-30% in a half 21.2% (7-of-33), 1st half vs. Ole Miss in Oxford, Miss. (Jan. 11, 2024)
 Shot less than 20% in a half 19.4% (7-of-36), 1st half vs. South Carolina in Auburn, Ala. (Feb. 4, 2021)
 Shot 55% or better and lost 58.1% (25-of-43) vs. Tennessee (Jan. 20, 2005)
 Made 10+ 3-point field goals 10-of-20 vs. Samford in Auburn, Ala. (Dec. 18, 2022)
 Failed to make a 3-point field goal 0-of-16 at Alabama in Tuscaloosa, Ala. (Feb. 12, 2023)
 Had 60+ rebounds 61 - vs. Stephen F. Austin in Auburn, Ala. (Dec. 17, 2007)
 Had 50-59 rebounds 52 vs. Florida in Auburn, Ala. (Jan. 30, 2023)
 Defeated a Top-25 opponent Auburn 67, #7 LSU 62, in Auburn, Ala. (Jan. 14, 2024)
 Defeated a Top-10 opponent Auburn 67, #7 LSU 62, in Auburn, Ala. (Jan. 14, 2024)
 Defeated a Top-25 opponent on the road Auburn 59, #18 Georgia Tech 51, in Atlanta, Ga. (Nov. 21, 2021)
 Won a 1-point game Auburn 77, Ole Miss 76 (OT) in Auburn, Ala. (Jan. 22, 2023)
 Lost a 1-point game Clemson 56, Auburn 55, in Clemson, S.C. [WNIT] (March 20, 2023)

Last Time an Auburn Player...

Scored 25-29 points 28 - Honesty Scott-Grayson at LSU in Baton Rouge, La. (Feb. 22, 2024)
 Scored 30-34 points 31 - Honesty Scott-Grayson vs. South Carolina in Auburn, Ala. (Feb. 1, 2024)
 Scored 35 points 35 - DeWanna Bonner vs. Tennessee in Auburn, Ala. (Jan. 25, 2009)
 Scored 40 points 41 - Conswella Sparrow vs. South Alabama (Feb. 17, 1998)
 Had 15-19 rebounds 16 - Kharyssa Richardson vs. Florida in Auburn, Ala. (Jan. 30, 2023)
 Had 20+ rebounds 23 - Unique Thompson vs. Belmont in Auburn, Ala. (Dec. 20, 2020)
 Had 10 assists 10 - Daisa Alexander vs. LSU in Auburn, Ala. (Feb. 16, 2020)
 Had 15 assists 18 - Martha Monk vs. Alabama State (Feb. 18, 1981)
 Had 5 blocks 6 - Unique Thompson vs. Louisiana Tech in Auburn, Ala. (Nov. 19, 2017)
 Had 10 blocks 13 - Marita Payne vs. Arkansas (Feb. 3, 2005)
 Had 5 steals 5 - Mar'Shaun Bostic vs. Georgia in Auburn, Ala. (Jan. 29, 2024)
 Had 8 steals 8 - Brandy Montgomery vs. East Carolina in Auburn, Ala. (Dec. 5, 2015)
 Had 10 steals 10 - Kristen Mulligan vs. Northeast Illinois in Auburn, Ala. (Dec. 18, 1992)
 Made 10 field goals 10 - Honesty Scott-Grayson vs. LSU in Baton Rouge, La. (Feb. 22, 2024)
 Made 15 field goals 15 - Conswella Sparrow (15-16) vs. South Alabama (Feb. 17, 1998)
 Attempted 20-24 field goals 23 - Honesty Scott-Grayson (10-23) vs. LSU in Baton Rouge, La. (Feb. 22, 2024)
 Attempted 25 field goals 25 - Unique Thompson (7-25) at Georgia in Athens, Ga. (Feb. 11, 2021)
 Made 5+ three-point field goals 5 - Honesty Scott-Grayson vs. LSU in Baton Rouge, La. (Feb. 22, 2024)
 Made 8 three-point field goals 8 - Tiffany Krantz vs. Troy State in Auburn, Ala. (Nov. 21, 1997)
 Attempted 10 three-point field goals 11 - Honesty Scott-Grayson vs. UL-Lafayette in Auburn, Ala. (Nov. 9, 2023)
 Attempted 15 three-point field goals 16 - Brandy Montgomery at Marquette in Milwaukee, Wis. (Dec. 13, 2021)
 Made 10 free throws 12 - JaMya Mingo-Young in Auburn, Ala. (Dec. 16, 2023)
 Made 15 free throws Never

SEC PRESEASON POLL (Media Vote)**Order of Finish**

- LSU
- South Carolina
- Tennessee
- Ole Miss
- Mississippi State
- Arkansas
- Georgia
- Texas A&M
- Alabama
- Florida
- Missouri
- Auburn
- Kentucky
- Vanderbilt

Player of the Year

Angel Reese, LSU

Preseason All-SEC First Team

Flau'Jae Johnson, LSU
 Angel Reese, LSU
 Hailey Van Lith, LSU
 Kamila Cardoso, South Carolina
 Rickea Jackson, Tennessee

Preseason All-SEC Second-Team

Anneesa Morrow, LSU
 Madison Scott, Ole Miss
 Jessika Carter, Mississippi State
 Jewel Spear, Tennessee
 Aicha Coulibaly, Texas A&M
 Jordyn Cambridge, Vanderbilt

SEC PRESEASON POLL (Coaches' Vote)**Order of Finish**

- LSU
- South Carolina
- Tennessee
- Ole Miss
- Mississippi State
- Texas A&M
- Arkansas
- Alabama
- Georgia
- Florida
- Missouri
- Auburn
- Vanderbilt
- Kentucky

Player of the Year

Angel Reese, LSU

All-SEC First Team

Angel Reese, LSU
 Hailey Van Lith, LSU
 Madison Scott, Ole Miss
 Jessika Carter, Mississippi State
 Hayley Frank, Missouri
 Kamilla Cardoso, South Carolina
 Rickea Jackson, Tennessee
 Jannah Barker, Texas A&M

All-SEC Second Team

Makayla Daniels, Arkansas
 Flau'Jae Johnson, LSU
 Anneesa Morrow, LSU
 Erynn Barnum, Mississippi State
 Jerkaila Jordan, Mississippi State
 Te-Hina Paopao, South Carolina
 Tamari Key, Tennessee
 Jewel Spear, Tennessee
 Aicha Coulibaly, Texas A&M

Shot 100% from the field (min. 5 attempts)..... Romi Levy (6-6) vs. North Florida in Auburn, Ala. (Dec. 20, 2022)
Shot 100% at the free throw line (min. 10 attempts)..... JaMya Mingo-Young (12-12) vs. Norfolk State (Dec. 16, 2023)
Made 20+ consecutive free throws..... JaMya Mingo-Young (29): first at UAB, last at Texas A&M (Dec. 3, 2023-Jan. 7, 2024)
Had a double-double..... Taylen Collins (19 pts/11 reb) vs. Kentucky in Auburn, Ala. (Feb. 15, 2024)
 Had 2 consecutive double-doubles..... Aicha Coulibaly: 23/11 vs. Kennesaw, 17/12 at Alabama (Dec. 20, 2021-Jan. 2, 2022)
 Had 3 consecutive double-doubles..... Unique Thompson: 14/14 at Florida, 22/10 vs. Kentucky, 10/10 at Alabama (Jan. 17-24, 2021)
 Had 13 consecutive double-doubles..... Unique Thompson: First vs. BYU; last at Vandy (March 23, 2019-Jan. 2, 2020)
 Had 18 consecutive double-doubles (AU record)..... Laurretta Freeman: First vs. Furman, Last vs. Oral Roberts (Dec. 29, 1992-Feb. 23, 1993)
 Had a double-double at halftime..... Unique Thompson (16 pts/10 rebs) at Iowa State in Ames, Iowa (Nov. 13, 2018)
 Two players had a double-double..... K. Richardson (15 pts/16 reb) & A. Coulibaly (14 pts/11 reb) vs. Florida in Auburn, Ala. (Jan. 30, 2023)
 Recorded a double-double with points and assists..... Jannah McKay (16 pts/10 assists) vs. Grambling State (Nov. 6, 2018)
 Scored 20 points & had 20 rebounds..... Unique Thompson (20 pts/23 reb) vs. Belmont in Auburn, Ala. (Dec. 20, 2020)
 Had a triple-double..... Whitney Boddie (24 pts./11 rebs./12 asst.) vs. Sam Houston State (Dec. 5, 2008)
 Two or more players scored 20 points..... Coulibaly (22) & Scott-Grayson (22) vs. Indiana in Las Vegas, Nev. (Nov. 25, 2022)
 Three players scored 20 points..... Benton (23), Howard (22), Alexander (21) at Missouri in Columbia, Mo. (Feb. 27, 2020)
 Two players scored 30 points..... Laticia Morris (33) & Tara Williams (30) vs. South Alabama (Jan. 14, 1997)
Had 2 straight 25-point games..... Honesty Scott-Grayson: 31 vs. South Carolina, 27 at Arkansas (Feb. 4, 2024)
 Had 3 straight 25-point games..... Jannah McKay: 25 pts vs. Texas A&M, 27 pts at South Carolina, 26 pts vs. Arkansas (Jan. 7-14, 2018)
 Zero players scored in double figures..... at South Carolina in Columbia, S.C. (Feb. 17, 2022)
Only one player scored in double figures..... Honesty Scott-Grayson (31) vs. South Carolina in Auburn, Ala. (Feb. 1, 2024)
Five players scored in double figures..... Eddings (14), Mingo-Young (13), Shaw, Scott-Grayson, Duhon (11) vs. North Alabama (Dec. 31, 2023)
 Six players scored in double figures..... McKay/Benton (16), Primm (15), Thompson (14), Alexander/Jones (13) vs. Grambling (Nov. 6, 2018)
 Seven players scored in double figures..... Carrier (19 pts.), Bonner (18 pts.), Smalley (16 pts.), Boddie (13 pts.)
 R. Hobbs (13 pts.), Hilliard (13 pts.) & S. Hobbs (10 pts.) vs. Sam Houston State (Dec. 5, 2008)
 Two players had 10 rebounds..... Aicha Coulibaly (10) and Precious Johnson (10) at Kentucky in Lexington, Ky. (Feb. 27, 2022)
 Three players had 10 rebounds..... J. Greenleaf (12 rebs.), D. Bonner (12 rebs.) & W. Boddie (10 rebs.) vs. Oakland (Nov. 21, 2007)
 Played every minute..... Honesty Scott-Grayson (40:00) at Alabama in Tuscaloosa, Ala. (Jan. 2, 2022)
 Played 40 or more minutes in OT game..... S. Wells (43:38) & H. Scott-Grayson (43:00) at Missouri in Columbia, Mo. (Jan. 6, 2022)
 Attempted a slam dunk..... Hasina Muhammad vs. St. John's in Auburn, Ala. (Dec. 6, 2013)
 Made a shot from half-court or beyond..... Brooke Moore (end 2nd quarter) vs. Alabama State in Auburn, Ala. (Dec. 29, 2018)
 Every Auburn player dressed scored..... 11 players vs. Samford in Auburn, Ala. (Dec. 18, 2022)

Last Time an Auburn Opponent...

Shot less than 30% in a game (SEC)..... Arkansas - 26.9% (14-of-52) in Auburn, Ala. (Feb. 5, 2023)
Shot less than 30% in a game (Non-conf)..... Norfolk State - 27.6% (16-of-58) in Auburn, Ala. (Dec. 16, 2023)
 Shot 60% or better in a game..... South Carolina - 63.2% (36-of-57) in Columbia, S.C. (Jan. 5, 2023)
 Scored 90 points..... South Carolina 94, Auburn 42, in Columbia, S.C. (Jan. 5, 2023)
 Scored 100 points..... Georgia 102, Auburn 72 in Athens, Ga. (Mar. 3, 1984)
 Scored 100 points at Auburn..... Tuskegee 105, Auburn 98 (2OT) (Feb. 12, 1979)
 Had 25+ rebound margin..... 37 - South Carolina (62-25) in Columbia, S.C. (Feb. 17, 2022)
 Had a 20-24 rebound margin..... 24 - South Carolina (50-26) in Auburn, Ala. (Feb. 9, 2023)
Scored 5 points or less in a quarter..... 4 - Kentucky (1st quarter) in Auburn, Ala. (Feb. 15, 2024)
Scored less than 10 points in a quarter..... 6 - Texas A&M (2nd quarter) in Auburn, Ala. (Feb. 25, 2024)
 Scored less than 10 points in all four quarters..... Winthrop (9-8-8-8) in Auburn, Ala. (Dec. 16, 2015)
Scored 30 or more points in a quarter..... 31 - Arkansas (3rd quarter) in Fayetteville, Ark. (Feb. 4, 2024)
 Scored less than 10 points in a half..... 9 - USC Upstate (1st half) in Auburn, Ala. (Nov. 25, 2020)
Scored less than 20 points in a half..... 16 - Texas A&M (1st half) in Auburn, Ala. (Feb. 25, 2024)
 Had 50 rebounds..... 50 - South Carolina in Auburn, Ala. (Feb. 9, 2023)
 Had 25 assists..... 25 - South Carolina in Columbia, S.C. (Jan. 5, 2023)
Had 25-29 turnovers..... 29 - Texas A&M in Auburn, Ala. (Feb. 25, 2024)
 Had 30-34 turnovers..... 33 - Sam Houston in Auburn, Ala. (Nov. 8, 2022)
Had 35+ turnovers..... 40 - Alabama State in Auburn, Ala. (Dec. 13, 2023)
 Had 15 steals..... 21 - Belmont in Auburn, Ala. (Dec. 20, 2020)
 Had 10 blocks..... 13 - LSU in Auburn, Ala. (Jan. 9, 2022)
Failed to make a 3-point field goal..... LSU (0-2) in Auburn, Ala. (Jan. 14, 2024)
 Attempted 35 free throws..... 39 - Arkansas in Auburn, Ala. (Feb. 5, 2023)
 Made 30 free throws..... 30 - Arkansas (Jan. 22, 1995)
Made 10+ three-point field goals..... 10 - Missouri in Columbia, Mo. (Feb. 11, 2024)
 Made 15+ three-point field goals..... 15 - Alabama in Auburn, Ala. (Feb. 14, 2021)
Scored 41-50 points in a game..... 50 - Kentucky in Auburn, Ala. (Feb. 15, 2024)
Scored 31-40 points in a game..... 39 - Norfolk State in Auburn, Ala. (Dec. 16, 2023)
 Scored 30 points or less..... 26 - Georgia in Athens, Ga. (Feb. 22, 2015)

Last Time an Opposing Player...

Scored 30+ points (non-conference)..... 35 - Ajah Wayne of Old Dominion in Auburn, Ala. (Nov. 14, 2019)
Scored 30+ points (SEC)..... 33 - Taliah Scott of Arkansas in Fayetteville, Ark. (Feb. 4, 2024)
 Scored 35+ points (all games)..... 41 - Jasmine Walker of Alabama in Auburn, Ala. (Feb. 14, 2021)
 Scored 40+ points (all games)..... 41 - Jasmine Walker of Alabama in Auburn, Ala. (Feb. 14, 2021)
 Attempted 25 field goals..... 27 - Jantel Lavender (9-27) of Ohio State (Nov. 23, 2008)
Scored 20 points & had 20 rebounds..... Angel Reese of LSU (25 pts/20 reb) in Baton Rouge, La. (Feb. 22, 2024)
 Two players scored 20 points..... Rhyne Howard (32) and Dre'una Edwards (25) of Kentucky in Lexington, Ky. (Feb. 27, 2022)
 Three players scored 20 points..... by LSU in Baton Rouge, Chatman (22 pts), Johnson (21 pts) & Lowery (20 pts) (Jan. 12, 1991)
No players scored in double figures..... Texas A&M in Auburn, Ala. (Feb. 25, 2024)
 Five players scored in double figures..... Holmes (26), Garzon (21), Parris (16), McNeil (16), Scalia (12) of Indiana (Nov. 25, 2022)
 Six players scored in double figures..... Williams (10), Lewis (13), Bonds (18), Peoples (10), Miller (12), Svetec (12) of Florida (Jan. 26, 2014)
Recorded a double-double..... Angel Reese of LSU (25 pts/20 reb) in Baton Rouge, La. (Feb. 22, 2024)
Recorded a double-double with points and assists..... Mama Dembele of Missouri (15 pts/11 reb/11 ast) in Columbia, Mo. (Feb. 11, 2024)
Recorded a triple-double..... Mama Dembele of Missouri (15 pts/11 reb/11 ast) in Columbia, Mo. (Feb. 11, 2024)
Two players recorded a double-double..... A. Reese (24 pts/11 reb) & A. Morrow (12 pts/15 reb) of LSU in Auburn, Ala. (Jan. 14, 2024)
 Committed 10+ turnovers..... 10 - Shaquera Wade of Alabama in Greenville, S.C. (March 7, 2019)
Had 15-19 rebounds..... 15 - Ashlyn Watkins of South Carolina in Auburn, Ala. (Feb. 1, 2024)
Had 20+ rebounds..... 20 - Angel Reese of LSU in Baton Rouge, La. (Feb. 22, 2024)
Had 10 assists..... 11 - Mama Dembele of Missouri in Columbia, Mo. (Feb. 11, 2024)
 Had 15 assists..... 16 - Cindy McMahan of Alabama-Huntsville (Nov. 24, 1980)
 Had 5 blocks..... 6 - Jenna Staiti of Georgia in Athens, Ga. (Feb. 11, 2021)
Had 5 steals..... 5 - De'Mauri Flourmoy of Georgia in Auburn, Ala. (Jan. 29, 2024)
 Made 15 field goals..... 15 - Chamique Holdsclaw (15-21) of Tennessee (Feb. 1, 1998)
 Made 10 3-point field goals..... 11 - Morgan Eye (11-18) of Missouri in Columbia, Mo. (Jan. 6, 2013)

Specialty Statistics (Auburn-Opponent) *season highs in bold*

Opponent	Points in the Paint	Points off Turnovers	2nd-Chance Points	Fast-Break Points	Bench Points
Jacksonville State	46-30	24-9	11-0	15-3	27- 34
Louisiana-Lafayette	28-24	15-15	16-6	13-3	4-1
at Rutgers	46-20	29-11	13-15	18-13	11-14
California	26-32	11-13	20 -4	4-13	29-2
at UCF	22-24	23-24	7-5	7-7	19-5
Alabama A&M	32-24	17-14	14-9	14-8	26-10
Clemson	38-26	29-4	2-7	18-7	39-16
at UAB	38-20	20-11	7 - 16	15-4	17-25
at Little Rock	28-22	20-13	11-7	12-1	19-10
Alabama State	60 -14	53 -17	10-6	30 -2	40 -18
Norfolk State	30-26	32-13	9-8	16-5	20-7
Washington State	28-26	23-14	11-7	8-5	20-15
North Alabama	32-34	19-9	15-8	13-14	34-12
Tennessee	28-30	18-9	12-9	12 - 25	28-19
at Texas A&M	20-40	11-15	3-10	6-10	10-15
at Ole Miss	24-34	13-15	13-15	4-8	19-17
LSU	28-42	20-15	10-13	16-11	17-4
at Vanderbilt	36-20	18-6	2-6	6-2	11-17
Alabama	36-38	18-17	13-13	17-11	23-8
Georgia	36-16	17-13	10-6	20-15	9-12
South Carolina	22- 46	12 - 28	8-12	8-17	13- 34
at Arkansas	30-26	18-4	17-9	14-11	13-0
at Missouri	28-18	24-9	14-5	10-6	21-13
Kentucky	46-32	38-15	23-11	22-10	21-17
at Alabama	32-28	15-17	4-7	12-6	22-7
at LSU	16-40	23-18	6-12	14-16	11-19
Texas A&M	26-28	22-12	17-7	18-5	15-9

Lead-Deficit Comparison *season highs in bold*

Opponent	Largest Lead	Largest Deficit	Lead Changes	Ties	Result
Jacksonville State	31 (4th, 2:20)	-	0	0	W, 78-49
Louisiana-Lafayette	9 (4th, 6:22)	12 (2nd, 2:25)	6	5	W, 60-54
at Rutgers	23 (3rd, 7:31)	13 (1st, 3:28)	1	2	W, 76-56
California	3 (1st, 9:20)	15 (3rd, 8:56)	1	0	L, 53-67
at UCF	3 (2nd, 3:59)	11 (3rd, 2:10)	9	3	L, 53-60
Alabama A&M	26 (4th, 8:00)	-	0	0	W, 68-45
Clemson	34 (4th, 1:03)	-	0	0	W, 83-53
at UAB	17 (3rd, 1:04)	3 (1st, 1:04)	2	0	W, 72-62
at Little Rock	23 (3rd, 7:54)	-	0	4	W, 58-45
Alabama State	57 (4th, 6:11)	-	0	0	W, 94-37
Norfolk State	32 (4th, 6:36)	1 (2nd, 5:59)	2	2	W, 67-39
Washington State	10 (4th, 4:29)	9 (2nd, 9:24)	5	3	W, 69-62
North Alabama	24 (4th, 6:50)	5 (2nd, 6:17)	7	4	W, 79-58
Tennessee	11 (2nd, 5:06)	12 (4th, 7:21)	7	1	L, 67-75
at Texas A&M	1 (1st, 8:08)	25 (4th, 7:43)	4	0	L, 44-66
at Ole Miss	-	18 (3rd, 3:50)	0	1	L, 55-58
LSU	10 (1st, 0:47)	3 (2nd, 3:12)	17	7	W, 67-62
at Vanderbilt	9 (1st, 4:55)	4 (3rd, 9:08)	17	8	L, 50-53
Alabama	17 (2nd, 6:24)	3 (3rd, 0:48)	2	1	W, 78-65
Georgia	19 (4th, 1:46)	-	0	0	W, 67-49
South Carolina	1 (2nd, 7:16)	25 (4th, 3:45)	2	2	L, 54-76
at Arkansas	15 (2nd, 4:55)	14 (3rd, 0:38)	1	3	L, 72-74
at Missouri	16 (4th, 2:21)	-	0	1	W, 70-59
Kentucky	30 (4th, 0:28)	-	0	0	W, 78-50
at Alabama	10 (3rd, 0:09)	7 (1st, 1:53)	2	2	L, 61-67
at LSU	4 (1st, 8:20)	12 (3rd, 7:52)	8	6	L, 66-71
Texas A&M	16 (4th, 0:31)	7 (1st, 4:56)	2	4	W, 57-41

Scoring Breakdown

(Percentage of total points in parentheses)

Opponent	Sr./Gr.	Jr.	So.	Fr.	Starters	Bench	2-pt FG	3-pt FG	FTs
Jacksonville State	22	19	24	13	51 (65.4)	27 (34.6)	50 (64.1)	12 (15.4)	16 (20.5)
Louisiana-Lafayette	24	10	10	16	56 (93.3)	4 (6.7)	34 (56.7)	12 (20.0)	14 (23.3)
at Rutgers	25	18	11	21	65 (85.5)	11 (14.5)	50 (65.8)	6 (7.9)	20 (26.3)
California	24	13	14	2	24 (45.2)	29 (54.8)	36 (67.9)	9 (17.0)	8 (15.1)
at UCF	22	8	22	1	34 (64.2)	19 (35.8)	38 (71.7)	6 (11.3)	9 (17.0)
Alabama A&M	19	18	16	15	44 (64.7)	24 (35.3)	40 (58.8)	15 (22.1)	13 (19.1)
Clemson	40	18	21	4	44 (53.0)	39 (47.0)	46 (55.4)	18 (21.7)	19 (22.9)
at UAB	35	17	16	4	55 (76.4)	17 (23.6)	52 (72.2)	6 (8.3)	14 (19.4)
at Little Rock	29	9	14	6	39 (67.2)	19 (33.8)	36 (61.0)	12 (20.3)	10 (18.7)
Alabama State	46	25	10	13	54 (57.4)	40 (42.6)	66 (70.2)	12 (12.8)	16 (17.0)
Norfolk State	38	8	12	9	47 (70.1)	20 (29.9)	40 (59.7)	6 (9.0)	21 (31.3)
Washington State	39	14	14	2	49 (71.0)	20 (29.0)	38 (55.1)	15 (21.7)	16 (23.2)
North Alabama	30	18	24	7	45 (57.0)	34 (43.0)	44 (55.7)	24 (30.4)	11 (13.9)
Tennessee	35	24	4	4	39 (58.2)	28 (41.8)	48 (71.6)	6 (9.0)	13 (19.4)
at Texas A&M	32	10	0	2	34 (77.3)	10 (22.7)	28 (63.6)	3 (6.8)	13 (29.5)
at Ole Miss	31	11	8	5	36 (65.5)	19 (34.5)	26 (47.3)	9 (16.4)	20 (36.4)
LSU	40	12	15	0	50 (74.6)	17 (25.4)	44 (65.7)	12 (17.9)	11 (16.4)
at Vanderbilt	30	7	8	5	39 (78.0)	11 (22.0)	40 (80.0)	3 (6.0)	7 (14.0)
Alabama	37	11	20	10	55 (70.5)	23 (29.5)	48 (61.5)	9 (11.5)	21 (26.9)
Georgia	43	5	9	10	58 (86.6)	9 (13.4)	38 (56.7)	12 (17.9)	17 (25.4)
South Carolina	37	5	6	6	41 (75.9)	13 (24.1)	32 (59.2)	9 (16.7)	13 (24.1)
at Arkansas	41	13	18	0	59 (81.9)	13 (18.1)	44 (61.1)	15 (20.8)	13 (18.1)
at Missouri	39	19	5	7	57 (81.4)	13 (18.6)	42 (70.0)	15 (21.4)	13 (18.6)
Kentucky	51	11	12	4	57 (73.1)	21 (26.9)	56 (71.8)	3 (3.8)	19 (24.4)
at Alabama	33	9	14	5	39 (63.9)	22 (36.1)	40 (65.6)	12 (19.7)	9 (14.8)
at LSU	49	2	13	2	55 (83.3)	11 (16.7)	34 (51.5)	21 (31.8)	11 (16.7)
Texas A&M	29	5	18	5	42 (73.7)	15 (26.3)	32 (56.1)	9 (15.8)	16 (28.1)

Comparison Statistics (Auburn/Opponent)

Opponent	1st	2nd	Score	Mar	Total FG	FG Pct	3-Pointers	3FG Pct	Free Throws	FT Pct	Reb.	Mar	Assist	TO	Blk	Stl	Fouls
Jacksonville State	41-26	37-23	78-49	+29	29-61/18-59	.475/.305	4-9/3-14	.444/.214	16-22/10-12	.727/.833	43/31	+12	13/5	15/19	4/1	11/7	15/20
UL-Lafayette	16-25	44-29	60-54	+6	21-59/18-49	.356/.367	4-20/4-15	.200/.267	14-19/14-21	.737/.667	46/30	+16	14/8	17/16	4/2	6/7	22/21
Rutgers	38-22	38-34	76-56	+20	27-58/17-53	.466/.321	2-11/7-19	.182/.368	20-31/15-21	.645/.714	34/40	(6)	14/9	12/24	7/3	11/10	16/26
California	21-33	32-34	53-67	(14)	21-67/23-61	.313/.377	3-15/6-18	.200/.333	8-13/15-19	.615/.789	41/46	(5)	10/8	10/12	1/4	7/6	19/14
UCF	26-27	27-33	53-60	(7)	21-55/21-46	.382/.457	2-15/7-15	.133/.467	9-16/11-13	.563/.846	34/27	+7	7/10	18/20	6/0	6/6	17/16
Alabama A&M	32-20	36-25	68-45	+23	25-59/16-61	.424/.262	5-11/2-8	.455/.250	13-21/11-16	.619/.688	42/42	0	12/3	20/23	8/4	13/8	17/18
Clemson	36-21	47-32	83-53	+30	29-61/16-48	.475/.333	6-19/3-16	.316/.188	19-30/18-29	.633/.621	36/41	(5)	16/4	13/29	3/0	17/5	25/27
UAB	35-21	37-41	72-62	+10	28-60/18-61	.467/.295	2-5/7-24	.400/.292	14-23/19-23	.609/.826	44/36	+8	14/9	16/17	6/1	9/6	18/22
Little Rock	32-16	26-29	58-45	+13	22-53/18-41	.415/.439	4-10/1-4	.400/.250	10-15/8-17	.667/.471	32/25	+7	10/7	19/19	1/1	8/7	21/18
Alabama State	46-13	48-24	94-37	+57	37-78/14-42	.474/.333	4-14/3-8	.286/.375	16-24/6-8	.667/.750	41/28	+13	25/7	14/40	1/7	28/7	14/22
Norfolk State	26-20	41-19	67-39	+28	22-54/16-58	.407/.276	2-13/2-12	.154/.167	21-26/5-7	.808/.714	40/37	+3	12/4	20/27	3/2	13/11	14/21
Washington St.	26-32	43-30	69-62	+7	24-57/22-49	.421/.449	5-10/8-19	.500/.421	16-19/10-11	.842/.909	32/31	+1	16/15	12/20	1/4	9/8	13/18
North Alabama	30-27	49-31	79-58	+21	30-71/24-60	.423/.400	8-16/6-22	.500/.273	11-12/4-7	.917/.571	41/37	+4	20/11	11/21	6/0	7/5	9/15
Tennessee	40-32	27-43	67-75	(7)	26-78/24-48	.333/.500	2-14/3-7	.143/.439	13-16/24-30	.813/.800	34/47	(13)	8/10	6/23	1/4	11/3	20/17
Texas A&M	20-32	24-34	44-66	(22)	15-49/25-57	.306/.439	1-9/1-8	.111/.125	13-21/15-23	.619/.652	29/43	(14)	8/12	17/16	4/3	9/8	20/21
Ole Miss	21-27	34-31	55-58	(3)	16-55/24-60	.291/.400	3-12/1-4	.250/.250	20-24/9-15	.833/.600	35/43	(8)	8/13	18/21	4/10	6/8	18/21
LSU	34-37	33-25	67-62	+5	26-59/23-55	.441/.418	4-11/0-2	.364/.000	11-15/16-25	.733/.640	34/36	(2)	11/11	17/15	1/1	10/10	19/17
Vanderbilt	23-22	27-31	50-53	(3)	21-59/18-47	.356/.383	1-13/4-19	.077/.211	7-12/13-17	.583/.765	34/35	(1)	12/10	15/21	2/5	9/6	18/14
Alabama	40-30	38-35	78-65	+13	27-57/23-56	.474/.411	3-8/3-15	.375/.200	21-29/16-20	.724/.800	33/35	(2)	18/9	11/17	2/2	11/5	18/21
Georgia	36-23	31-26	67-49	+18	23-59/17-50	.390/.340	4-16/3-10	.250/.300	17-23/12-16	.739/.750	38/34	+4	13/7	17/23	4/1	14/9	15/17
South Carolina	22-27	32-49	54-76	(22)	19-59/28-67	.322/.418	3-10/4-16	.300/.250	13-16/16-21	.813/.762	35/48	(13)	10/11	17/15	9/9	7/9	17/14
Arkansas	34-25	38-49	72-74	(2)	27-68/24-62	.397/.387	5-20/7-25	.250/.280	13-24/19-27	.542/.704	41/44	(3)	13/8	9/15	6/6	12/2	28/18
Missouri	33-21	37-38	70-59	+11	26-61/20-50	.426/.400	5-16/10-27	.313/.370	13-15/9-12	.867/.750	35/30	+5	12/15	17/22	3/2	9/10	20/15
Kentucky	40-18	38-32	78-50	+28	29-68/19-58	.426/.328	1-12/1-9	.083/.111	19-22/11-21	.864/.524	45/40	+5	16/6	19/26	4/5	15/8	21/17
Alabama	37-29	24-38	61-67	(6)	24-53/24-58	.453/.414	4-14/7-21	.286/.333	9-15/12-18	.600/.667	35/33	+2	13/12	18/15	3/4	7/7	19/14
LSU	30-40	36-31	66-71	(5)	24-64/23-50	.375/.460	7-16/2-5	.438/.400	11-16/23-27	.688/.852	28/42	(14)	7/13	15/23	5/7	10/6	25/18
Texas A&M	23-16	34-25	57-41	+16	19-59/15-45	.322/.333	3-11/1-9	.273/.111	16-18/10-15	.889/.667	41/30	+11	5/5	20/29	3/5	14/14	18/20

Game-by-Game Leaders

Opponent	Points	Rebounds	Assists	Steals	Blocked Shots
Jacksonville State	14-Honesty Scott-Grayson	8-Savannah Scott	4-Bostic/Shaw	4-Mar'Shaun Bostic	1-(four players)
Louisiana-Lafayette	16-Savannah Scott	14-Taylen Collins	3-(three players)	2-Collins/Scott-Grayson	2-Yakiya Milton
at Rutgers	21-Savannah Scott	11-Savannah Scott	4-Honesty Scott-Grayson	3-Celia Sumbane	2-Scott/Sumbane
California	18-Honesty Scott-Grayson	9-Honesty Scott-Grayson	5-JaMya Mingo-Young	1-(seven players)	1-H. Scott-Grayson
at UCF	17-Sydney Shaw	8-Taylen Collins	4-JaMya Mingo-Young	2-Sumbane/Duhon	2-Yakiya Milton
Alabama A&M	15-Sydney Shaw	10-Taylen Collins	3-JaMya Mingo-Young	4-Mar'Shaun Bostic	2-Collins/Eddings
Clemson	18-Honesty Scott-Grayson	6-Sydney Shaw	5-Honesty Scott-Grayson	5-Scott-Grayson/Bostic	2-Taylen Collins
at UAB	22-Honesty Scott-Grayson	8-Taylen Collins	4-Honesty Scott-Grayson	4-Mar'Shaun Bostic	2-Taylen Collins
at Little Rock	12-Honesty Scott-Grayson	8-Taylen Collins	4-JaMya Mingo-Young	2-Shaw/Scott-Grayson	1-JaMya Mingo-Young
Alabama State	24-Honesty Scott-Grayson	7-Celia Sumbane	6-JaMya Mingo-Young	5-Sumbane/Duhon	1-Timya Thurman
Norfolk State	16-JaMya Mingo-Young	5-Mingo-Young/Collins	4-JaMya Mingo-Young	4-Taylen Collins	1-(three players)
Washington State	17-Honesty Scott-Grayson	7-JaMya Mingo-Young	7-JaMya Mingo-Young	3-Collins/Scott-Grayson	1-McKenna Eddings
North Alabama	14-McKenna Eddings	10-JaMya Mingo-Young	7-JaMya Mingo-Young	3-McKenna Eddings	2-Sydney Shaw
Tennessee	17-Mar'Shaun Bostic	6-Taylen Collins	2-Mingo-Young/Eddings	5-JaMya Mingo-Young	1-Celia Sumbane
at Texas A&M	15-Honesty Scott-Grayson	8-JaMya Mingo-Young	3-JaMya Mingo-Young	2-Taylen Collins	1-(four players)
at Ole Miss	16-Honesty Scott-Grayson	6-Oyindamola Akinbolawa	2-Mar'Shaun Bostic	2-Mingo-Young/Akinbolawa	2-Taylen Collins
LSU	21-Honesty Scott-Grayson	7-Taylen Collins	5-JaMya Mingo-Young	4-Celia Sumbane	1-Savannah Scott
at Vanderbilt	15-Honesty Scott-Grayson	9-Taylen Collins	6-Honesty Scott-Grayson	3-JaMya Mingo-Young	1-Sumbane/Collins
Alabama	19-Honesty Scott-Grayson	9-JaMya Mingo-Young	4-Mingo-Young/Sumbane	3-Mar'Shaun Bostic	1-Collins/Akinbolawa
Georgia	21-Honesty Scott-Grayson	6-Honesty Scott-Grayson	4-Mar'Shaun Bostic	5-Mar'Shaun Bostic	1-(four players)
South Carolina	31-Honesty Scott-Grayson	6-Taylen Collins	4-JaMya Mingo-Young	2-(three players)	3-Timya Thurman
at Arkansas	27-Honesty Scott-Grayson	11-Taylen Collins	5-Mar'Shaun Bostic	4-Taylen Collins	3-H. Scott-Grayson
at Missouri	24-Honesty Scott-Grayson	11-JaMya Mingo-Young	5-JaMya Mingo-Young	2-(three players)	1-Scott/Milton
Kentucky	22-Honesty Scott-Grayson	11-Taylen Collins	6-JaMya Mingo-Young	4-JaMya Mingo-Young	2-Sumbane/Collins
at Alabama	15-Honesty Scott-Grayson	7-Taylen Collins	6-JaMya Mingo-Young	2-Yakiya Milton	2-Savannah Scott
at LSU	28-Honesty Scott-Grayson	6-JaMya Mingo-Young	3-Mar'Shaun Bostic	3-Collins/Scott-Grayson	3-Savannah Scott
Texas A&M	10-(three players)	7-Collins/Scott-Grayson	2-Mingo-Young/HSG	3-(three players)	2-Yakiya Milton

2023-24 Starting Lineups

Opponent	Point Guard (1)	Wing (2)	Wing (3)	Wing (4)	Post (5)
Jacksonville State (1)	Bostic	Shaw	Scott-Grayson	Collins	Scott
Louisiana-Lafayette (1)	Bostic	Shaw	Scott-Grayson	Collins	Scott
at Rutgers (1)	Bostic	Shaw	Scott-Grayson	Collins	Scott
California (2)	Bostic	Shaw	Eddings	Collins	Scott
at UCF (1)	Bostic	Shaw	Scott-Grayson	Collins	Scott
Alabama A&M (3)	Bostic	Shaw	Sumbane	Collins	Scott
Clemson (4)	Bostic	Shaw	Scott-Grayson	Sumbane	Collins
at UAB (4)	Bostic	Shaw	Scott-Grayson	Sumbane	Collins
at Little Rock (5)	Mingo-Young	Shaw	Scott-Grayson	Sumbane	Collins
Alabama State (5)	Mingo-Young	Shaw	Scott-Grayson	Sumbane	Collins
Norfolk State (5)	Mingo-Young	Shaw	Scott-Grayson	Sumbane	Collins
Washington State (5)	Mingo-Young	Shaw	Scott-Grayson	Sumbane	Collins
North Alabama (5)	Mingo-Young	Shaw	Scott-Grayson	Sumbane	Collins
Tennessee (5)	Mingo-Young	Shaw	Scott-Grayson	Sumbane	Collins
at Texas A&M (6)	Mingo-Young	Scott-Grayson	Sumbane	Collins	Scott
at Ole Miss (7)	Mingo-Young	Scott-Grayson	Duhon	Collins	Scott
LSU (8)	Mingo-Young	Scott-Grayson	Duhon	Collins	Akinbolawa
Vanderbilt (9)	Mingo-Young	Scott-Grayson	Duhon	Sumbane	Collins
Alabama (7)	Mingo-Young	Scott-Grayson	Duhon	Collins	Scott
Georgia (7)	Mingo-Young	Scott-Grayson	Duhon	Collins	Scott
South Carolina (7)	Mingo-Young	Scott-Grayson	Duhon	Collins	Scott
at Arkansas (9)	Mingo-Young	Scott-Grayson	Duhon	Sumbane	Collins
at Missouri (6)	Mingo-Young	Scott-Grayson	Sumbane	Collins	Scott
Kentucky (6)	Mingo-Young	Scott-Grayson	Sumbane	Collins	Scott
at Alabama (6)	Mingo-Young	Scott-Grayson	Sumbane	Collins	Scott
at LSU (7)	Mingo-Young	Scott-Grayson	Duhon	Collins	Scott
Texas A&M (7)	Mingo-Young	Scott-Grayson	Duhon	Collins	Scott

Record by Starting Lineup

- (1) Bostic, Shaw, Scott-Grayson, Collins, Scott
..... 3-1 (.750)
- (2) Bostic, Shaw, Eddings, Collins, Scott
..... 0-1 (.000)
- (3) Bostic, Shaw, Sumbane, Collins, Scott.....
..... 0-1 (.000)
- (4) Bostic, Shaw, Scott-Grayson, Sumbane,
Collins 2-0 (1.000)
- (5) Mingo-Young, Shaw, Scott-Grayson,
Sumbane, Collins 5-1 (.833)
- (6) Mingo-Young, Scott-Grayson, Sumbane,
Collins, Scott..... 2-2 (.500)
- (7) Mingo-Young, Scott-Grayson, Duhon, Collins,
Scott..... 3-3 (.500)
- (8) Mingo-Young, Scott-Grayson, Duhon, Collins,
Akinbolawa 1-0 (1.000)
- (9) Mingo-Young, Scott-Grayson, Duhon,
Sumbane, Collins 0-2 (.000)



Johnnie HARRIS

Head Coach

Third Season at Auburn • 25th Season in college coaching

Pine Bluff, Ark. • Arkansas Baptist, 1996

Johnnie Harris enters her third year as head coach for Auburn women's basketball in 2023-24. A long-time Southeastern Conference assistant and 2018 WBCA National Assistant Coach of the Year, Harris was named Auburn women's basketball head coach on April 3, 2021.

In year two at Auburn, Harris led the Tigers to their first winning record and postseason appearance in four years, finishing with a 16-15 overall record and five SEC wins. Auburn won a postseason game for the first time since 2016, defeating Tulane in the WNIT first round. In addition, the Tigers tied a school record for steals in a game with 24 against Samford, defeated Texas A&M for the first time, and won a road game in the SEC for the first time since the 2019-20 season.

Her first season on the Plains saw Auburn double its win total from the previous season and pick up three victories over nationally ranked opponents. Her first top-25 win came Nov. 21 with a 59-51 win at Georgia Tech, Auburn's first road win over a ranked foe since 2014. The biggest win of the season, and one of Auburn's biggest in decades, came Jan. 27 when the Tigers shocked No. 4 Tennessee 71-61 at home for their first SEC win of the season and their first win over a top-5 opponent since 1997. The Tigers added one more top-25 win, a 65-60 victory over No. 21 Georgia on Feb. 20. Sophomore Aicha Coulibaly was named to the All-SEC Second Team, and the Tigers landed a consensus top-25 recruiting class for 2022-23.

Prior to her arrival at Auburn, Harris spent 16 years combined at Arkansas, Texas A&M and Mississippi State, and spent the 2020-21 season as the Associate Head Coach at the University of Texas. She helped Texas to an Elite Eight appearance during the 2020-21 season, and she worked alongside Longhorn head coach Vic Schaefer the previous 10 years assisting Mississippi State to a pair of NCAA Championship game appearances. She was a central part of Mississippi State's success those eight seasons and is considered one of the nation's top recruiters.

Harris helped lead Mississippi State to a 221-62 [.781] record and five NCAA Tournament berths, including NCAA Championship Game appearances in 2017 and 2018. During that time, the Bulldogs also won the program's first Southeastern Conference regular-season championship and SEC Tournament Championship.

Harris' pupils in the past were some of the best in Mississippi State school history, led by Teaira McCowan, who Harris mentored during McCowan's record-setting junior and senior campaigns from 2017-19. The 2019 SEC Player of the Year and a consensus First-Team All-American, McCowan finished her career as Mississippi State's leader in rebounds and field-goal percentage, while ranking second in blocks and fourth in points and field-goals made.

The individual development McCowan showed during Mississippi State's run to a second consecutive national title game caught the attention of the coaching community, as Harris was tabbed the WBCA National Assistant Coach of the Year for the 2017-18 season.

In 2018-19, Harris helped transfer forward Anriel Howard combine with McCowan to create one of the best front courts in the country. In her lone season with the Bulldogs, Howard earned first-team All-SEC recognition by the AP and league coaches after averaging 16.4 points and 8.4 rebounds per game. Both McCowan [No. 3, Indiana Fever] and Howard [No. 24, Seattle Storm] were selected in the 2019 WNBA Draft.

Another Harris product, Chinwe Okorie, was an integral part of the Bulldogs' runs to the Final Four and 2016 Sweet 16 and finished her MSU career sixth in program annals in field-goal percentage, shooting 52.1 percent over 109 games. She raised her scoring average and field goal percentage each season of her three-year career, capped by her 7.5 ppg average on 56.4 percent shooting as a senior.

Harris helped guide Texas A&M to four Sweet 16 appearances in her five seasons, including the program's first national championship in 2010-11. During her tenure with the Aggies, Harris helped sign and mentor junior college All-Americans Danielle Adams and Tanisha Smith.

Prior to her stop in College Station, Harris spent three seasons at Arkansas, landing some of the Lady Razorbacks' top recruiting classes in program history. She signed Laura Ervin, a junior college All-American who went on to garner Second Team All-SEC accolades, as well as Freshman All-SEC selection Donica Cosby.

Harris has had the opportunity to learn from some of the game's top coaches, including Hall of Famer Kay Yow at N.C. State. She joined the program in the 2003-04 season and assisted the squad to the NCAA Tournament for the first time in two years. Her first recruiting class in Raleigh was rated as one of the best in the nation. She also garnered a commitment from Gillian Goring, the nation's No. 1 post player who went on to play for the Washington Mystics.

The Arkansas-Fort Smith position kept the Pine Bluff native in her home state after she started her coaching career as a graduate assistant at Little Rock. Her hard work at UALR earned her a promotion to a full-time assistant position in 2000.

Harris is the mother of two children, Marcus and Kiera, and the legal guardian of Lily. She also has two grandchildren, Samarah and Kaiden.

Harris Year-by-Year

Arkansas-Little Rock, Assistant Coach (1999-2001)

Year	Record	Conf.	Other Information
1999-00	5-23	1-15	
2000-01	6-22	0-16	

Arkansas-Fort Smith, Assistant Coach (2001-03)

Year	Record	Conf.	Other Information
2001-02	26-2		
2002-03	34-8		Conference Champions

NC State, Assistant Coach (2003-04)

Year	Record	Conf.	Other Information
2003-04	17-15	8-8	NCAA First Round

Arkansas, Assistant Coach (2004-07)

Year	Record	Conf.	Other Information
2004-05	17-14	3-11	WNIT Second Round
2005-06	13-15	5-9	
2006-07	18-13	3-11	

Texas A&M, Assistant Coach (2007-12)

Year	Record	Conf.	Other Information
2007-08	29-8	11-5	NCAA Elite Eight Big 12 Tournament Champions
2008-09	27-8	11-5	NCAA Sweet 16
2009-10	26-8	10-6	NCAA Second Round Big 12 Tournament Champions
2010-11	33-5	13-3	National Champions
2011-12	24-11	11-7	NCAA Sweet 16

Mississippi State, Associate Head Coach (2013-20)

Year	Record	Conf.	Other Information
2012-13	13-17	5-11	
2013-14	22-14	5-11	WNIT Quarterfinals
2014-15	27-7	11-5	NCAA Second Round
2015-16	28-8	11-5	NCAA Sweet 16
2016-17	34-5	13-3	National Runner-Up
2017-18	37-2	16-0	National Runner-Up SEC Regular Season Champions
2018-19	33-3	15-1	NCAA Elite Eight SEC Regular Season & Tournament Champions
2019-20	27-6	13-3	(no postseason; pandemic)

Texas, Associate Head Coach (2020-21)

Year	Record	Conf.	Other Information
2020-21	21-10	11-7	NCAA Elite Eight

Auburn, Head Coach (2021-)

Year	Record	Conf.	Other Information
2021-22	10-18	2-14	
2022-23	16-15	5-11	WNIT Second Round
2023-24	17-10	6-8	



Yakiya MILTON

#0

Freshman • Forward • 6-4
Jacksonville, Fla. • Mandarin HS

- Matched season-bests with 4 rebounds, 2 blocks while playing season-high 17 minutes in win over Texas A&M (2/25)
- Season-best 3 points, all on free throws, at Missouri (2/11); also had 2 rebounds, 1 block and 1 steal
- First collegiate field goal vs. UAB; had season-best 4 rebounds (12/3)
- Had two blocks, two rebounds and scored first collegiate point in return to home state at UCF (11/20)
- Two blocks in just under 9 minutes of action vs. UL-Lafayette (11/9)
- Two-time all-conference selection at Mandarin HS
- Ranked 8th in state of Florida in blocks
- Cousin of former Auburn MBB player Kyle Davis, Auburn's all-time blocked shots leader
- Youngest player on team, one of youngest in SEC

SEASON/CAREER HIGHS

Points		
3	at Missouri	2/11/24
Rebounds		
4	2x; last vs. Texas A&M	2/25/24
Assists		
1	3x; last at Alabama	2/18/24
Blocks		
2	3x; last vs. Texas A&M	2/25/24
Steals		
2	2x; last at Alabama	2/18/24
Field Goals		
1	5x; last vs. Georgia	1/29/24
Field Goal Attempts		
4	vs. North Alabama	12/31/23
3-Point Field Goals		
3-Point FG Attempts		
Free Throws		
3	at Missouri	2/11/24
Free Throw Attempts		
4	2x; last at Missouri	2/11/24

Opponent	Start	Min.	FG-A	3PT-A	FT-A	O-D-T	PF	Ast.	TO	Blk.	St.	Pts.
JACKSONVILLE STATE		4:30	0-1	0-0	0-0	0-0-0	1	0	0	0	0	0
LOUISIANA-LAFAYETTE		8:45	0-0	0-0	0-0	0-0-0	1	0	0	2	0	0
at Rutgers		2:31	0-0	0-0	0-2	1-1-2	0	0	0	1	0	0
CALIFORNIA						--DNP--						
at UCF		16:45	0-2	0-0	1-2	0-2-2	3	0	1	2	1	1
ALABAMA A&M		7:35	0-1	0-0	0-0	0-1-1	4	0	2	1	0	0
CLEMSON		3:36	0-0	0-0	0-0	0-0-0	2	0	1	0	0	0
at UAB		14:21	1-2	0-0	0-0	0-4-4	3	0	1	1	0	2
at Little Rock		3:27	0-0	0-0	0-0	1-1-2	0	0	0	0	0	0
ALABAMA STATE		11:53	0-2	0-0	0-4	2-2-4	2	1	1	0	2	0
NORFOLK STATE		4:37	0-0	0-0	0-0	0-0-0	1	1	1	1	0	0
WASHINGTON STATE						--DNP--						
NORTH ALABAMA		11:47	1-4	0-0	0-0	0-2-2	0	0	1	1	0	2
TENNESSEE						--DNP--						
at Texas A&M		15:02	0-0	0-0	2-2	1-2-3	2	0	0	1	0	2
at Ole Miss		4:22	1-1	0-0	0-0	0-0-0	0	0	0	0	0	2
LSU						--DNP--						
at Vanderbilt		4:57	1-1	0-0	0-0	0-0-0	1	0	0	0	1	2
ALABAMA						--DNP--						
GEORGIA		5:56	1-2	0-0	0-0	0-0-0	0	0	0	0	0	2
SOUTH CAROLINA						--DNP--						
at Arkansas						--DNP--						
at Missouri		13:07	0-1	0-0	3-4	1-1-2	1	0	0	1	1	3
KENTUCKY		5:34	0-1	0-0	0-0	0-3-3	4	0	1	0	0	0
at Alabama		16:42	0-0	0-0	1-2	0-3-3	3	1	0	0	2	1
at LSU		10:24	0-1	0-0	0-0	0-3-3	4	0	0	0	0	0
TEXAS A&M		17:31	0-2	0-0	0-0	1-3-4	3	0	0	2	0	0
MISSISSIPPI STATE												
at Florida												

MILTON'S CAREER STATISTICS

SEASON	TEAM	GP-GS	MIN/AVG	Field Goals		3-Point		F-Throws		Rebounds				Scoring						
				FG-FGA	FG%	3FG-3FGA	3FG%	FT-FTA	FT%	OFF	DEF	TOT	AVG	PF	FO	A	TO	BLK	STL	PTS
2023-24	AUB	20-0	183/9.2	5-21	.238	0-0	.000	7-16	.438	7	28	35	1.8	35-0	3	9	13	7	17	0.9
TOTAL		20-0	183/9.2	5-21	.238	0-0	.000	7-16	.438	7	28	35	1.8	35-0	3	9	13	7	17	0.9



Celia SUMBANE

#1

Junior • Forward • 6-2

Maputo, Mozambique • South Plains CC [Texas]

- SEC-best 10 points at Arkansas (2/4)
- Season-high 28 minutes in upset win over #7 LSU; finished with 6 points, 5 rebounds, 4 steals (1/14)
- Went on 8-0 run by herself to open 4th quarter at Ole Miss to help close gap; finished with 9 points, 3 rebounds (1/11)
- Stuffed stat sheet in big win over Alabama State with 11 points, 7 rebounds, 5 steals, 3 assists, all season highs (12/13)
- Was a defensive force in win at Rutgers with 5 points, 2 rebounds, 2 blocks, 3 steals, 2 assists (11/12)
- First-team NJCAA All-American in 2023; Western Junior College Athletic Conference MVP and DPOY
- Averaged 14.6 points, 8.0 rebounds, 1.7 steals, 1.6 assists at South Plains CC in 2022-23
- First Auburn player from Mozambique, fifth player from Africa
- Played for home country at FIBA U19 World Cup in Thailand in 2019

SEASON/CAREER HIGHS

Points		
11	vs. Alabama State	12/13/23
Rebounds		
7	vs. Alabama State	12/13/23
Assists		
4	vs. Alabama	1/21/24
Blocks		
2	3x; last vs. Kentucky	2/15/24
Steals		
5	vs. Alabama State	12/13/23
Field Goals		
5	vs. Alabama State	12/13/23
Field Goal Attempts		
10	2x; last at Arkansas	2/4/24
3-Point Field Goals		
2	vs. Washington St.	12/20/23
3-Point FG Attempts		
2	3x; last vs. North Alabama	12/31/23
Free Throws		
4	at Arkansas	2/4/24
Free Throw Attempts		
6	at Arkansas	2/4/24

Opponent	Start	Min.	FG-A	3PT-A	FT-A	O-D-T	PF	Ast.	TO	Blk.	St.	Pts.
JACKSONVILLE STATE		14:26	0-3	0-0	1-2	2-3-5	0	0	1	1	0	1
LOUISIANA-LAFAYETTE		4:15	0-1	0-1	0-0	0-0-0	2	0	0	0	0	0
at Rutgers		18:48	2-3	1-2	0-0	0-2-2	1	2	1	2	3	5
CALIFORNIA		13:34	1-3	0-1	0-0	0-3-3	2	0	1	0	1	2
at UCF		21:16	3-5	0-1	0-0	1-0-1	3	1	2	1	2	6
ALABAMA A&M	*	14:20	1-2	0-0	2-2	1-2-3	4	1	1	1	1	4
CLEMSON	*	11:14	1-1	0-0	0-0	0-1-1	4	0	2	0	0	4
at UAB	*	19:19	1-3	0-0	3-4	2-3-5	4	1	2	1	1	5
at Little Rock	*	6:17	1-1	0-0	0-0	1-0-1	2	0	4	0	0	2
ALABAMA STATE	*	21:14	5-9	0-0	1-2	5-2-7	1	3	0	0	5	11
NORFOLK STATE	*	16:50	2-3	0-0	0-0	1-2-3	1	1	0	1	0	4
WASHINGTON STATE	*	9:58	2-3	2-2	0-0	1-0-1	3	1	3	0	1	6
NORTH ALABAMA	*	15:40	1-10	0-2	2-2	2-7-9	2	1	1	0	1	4
TENNESSEE	*	18:37	1-3	0-1	2-2	1-3-4	3	0	1	1	2	4
at Texas A&M	*	21:10	1-2	0-1	0-0	0-2-2	4	0	1	0	1	2
at Ole Miss		23:11	3-8	0-1	3-4	2-1-3	3	0	2	0	0	9
LSU		28:27	2-7	0-0	2-3	3-2-5	1	1	3	0	4	6
at Vanderbilt	*	16:31	1-2	0-1	1-2	0-0-0	4	0	2	1	1	3
ALABAMA		10:34	3-5	0-0	0-0	2-1-3	4	4	1	0	0	6
GEORGIA		14:30	0-3	0-1	1-2	2-2-4	2	2	2	0	1	1
SOUTH CAROLINA		14:00	1-3	0-2	0-0	1-1-2	2	2	0	2	0	2
at Arkansas	*	26:58	3-10	0-0	4-6	1-3-4	5	0	1	1	1	10
at Missouri	*	17:36	3-6	0-0	0-0	1-2-3	1	0	2	0	2	6
KENTUCKY	*	21:32	2-3	0-0	0-0	2-0-2	3	0	2	2	3	4
at Alabama	*	19:12	1-2	0-0	0-0	0-0-0	2	1	1	0	0	2
at LSU		20:16	0-0	0-0	2-2	2-1-3	2	0	1	0	1	2
TEXAS A&M		14:20	0-4	0-0	0-0	1-0-1	1	0	1	0	1	0
MISSISSIPPI STATE												
at Florida												

SUMBANE'S CAREER STATISTICS

SEASON	TEAM	GP-GS	MIN/AVG	Field Goals		3-Point		F-Throws		Rebounds				Scoring						
				FG-FGA	FG%	3FG-3FGA	3FG%	FT-FTA	FT%	OFF	DEF	TOT	AVG	PF-FO	A	TO	BLK	STL	PTS	AVG
2023-24	AUB	27-15	454/16.8	41-105	.390	3-16	.188	24-33	.727	34	43	77	2.9	66-1	21	38	14	32	109	4.0
TOTAL		27-15	454/16.8	41-105	.390	3-16	.188	24-33	.727	34	43	77	2.9	66-1	21	38	14	32	109	4.0



JaMya MINGO-YOUNG

#2

Graduate Student • Guard • 5-8
 Bogalusa, La. • Loranger HS • Mississippi State • Alabama

- Second Auburn double-double with 10 points, season-high 11 rebounds in win at Missouri (2/11); also led Tigers with 5 assists
- Stole ball from LSU's Angel Reese in final seconds and made 2 FTs to secure upset win (1/14); finished with 13 points, 3 rebounds, 5 assists, 2 steals
- Made 29 consecutive free throws from Dec. 3 (UAB) through Jan. 7 (Texas A&M)
- First Auburn double-double, 8th of career, with 13 points, season-high 10 rebounds, season-high 7 assists vs. North Alabama (12/31)
- Tied Auburn record for single-game FT percentage, going 12-12 in win over Norfolk State; finished with 16 points (12/16)
- Season-high 16 points (9-11 FT) along with 3 assists in win over Clemson (11/30)
- Transferred from Alabama after 2022-23 season; played for Johnnie Harris as a freshman at Mississippi State in 2019-20
- In 2021-22 at Alabama, averaged 11.6 points, 6.7 rebounds, 2.5 assists and 2.4 steals while starting all 34 games
- Career-best 26 points vs. Chattanooga in 2021 while playing at Alabama

SEASON HIGHS

Points		
16	3x; last at LSU	2/22/24
Rebounds		
11	at Missouri	2/11/24
Assists		
7	2x; last vs. North Alabama	12/31/23
Blocks		
1	5x; last vs. Texas A&M	2/25/24
Steals		
5	vs. Tennessee	1/4/24
Field Goals		
6	at Alabama	2/18/24
Field Goal Attempts		
16	at Missouri	2/11/24
3-Point Field Goals		
1	8x; last at LSU	2/22/24
3-Point FG Attempts		
4	at Alabama	2/18/24
Free Throws		
12	vs. Norfolk State	12/16/23
Free Throw Attempts		
12	vs. Norfolk State	12/16/23

Opponent	Start	Min.	FG-A	3PT-A	FT-A	Q-D-T	PF	Ast.	TO	Blk.	St.	Pts.
JACKSONVILLE STATE						--DNP--						
LOUISIANA-LAFAYETTE						--DNP--						
at Rutgers						--DNP--						
CALIFORNIA		13:44	0-3	0-1	0-0	0-2-2	3	5	0	0	0	0
at UCF		26:27	3-6	0-1	1-2	0-2-2	0	4	1	0	0	7
ALABAMA A&M		18:29	4-9	1-1	0-1	1-4-5	3	3	0	0	3	9
CLEMSON		16:41	3-4	1-1	9-11	1-2-3	2	3	0	1	1	16
at UAB		19:19	2-5	0-0	1-2	0-3-3	2	3	2	0	1	5
at Little Rock	*	22:56	3-5	0-0	5-5	0-6-6	1	4	2	1	1	11
ALABAMA STATE	*	16:42	1-3	0-1	0-0	0-3-3	3	6	2	0	2	2
NORFOLK STATE	*	24:12	2-4	0-1	12-12	0-5-5	2	4	0	0	2	16
WASHINGTON STATE	*	30:35	3-11	0-0	6-6	2-5-7	1	7	3	0	0	12
NORTH ALABAMA	*	30:56	5-10	1-2	2-2	3-7-10	1	7	2	1	1	13
TENNESSEE	*	25:02	4-8	1-1	2-2	1-3-4	1	2	1	0	5	11
at Texas A&M	*	27:16	2-9	0-0	5-7	1-7-8	3	3	2	1	1	9
at Ole Miss	*	31:05	2-8	1-3	4-4	1-2-3	4	1	5	0	2	9
LSU	*	31:29	4-10	1-2	4-4	1-2-3	0	5	2	0	2	13
at Vanderbilt	*	31:53	1-6	0-0	3-4	0-3-3	2	3	1	0	3	5
ALABAMA	*	32:52	4-9	1-1	3-7	2-7-9	3	4	2	0	2	12
GEORGIA	*	22:03	4-7	1-3	0-0	0-4-4	2	2	0	0	3	9
SOUTH CAROLINA	*	28:12	1-5	0-1	2-2	0-5-5	2	4	2	0	0	4
at Arkansas	*	18:00	1-5	0-2	0-0	1-1-2	3	1	1	0	1	2
at Missouri	*	32:40	5-16	0-2	0-0	3-8-11	2	5	1	0	2	10
KENTUCKY	*	28:56	3-8	0-1	4-4	2-6-8	1	6	4	0	4	10
at Alabama	*	34:56	6-13	1-4	1-2	0-4-4	2	6	4	0	1	14
at LSU	*	30:52	5-13	1-3	5-5	2-4-6	3	2	2	0	0	16
TEXAS A&M	*	22:46	2-4	0-1	6-6	1-1-2	1	2	3	1	3	10
MISSISSIPPI STATE												
at Florida												

CAREER HIGHS (incl. previous schools)

Points		
26	at Chattanooga	12/5/21
Rebounds		
15	vs. Auburn [SEC]	3/2/22
Assists		
9	vs. Troy	12/14/20
Blocks		
2	2x; last vs. Auburn	1/2/22
Steals		
6	3x; last vs. Tennessee	2/17/22
Field Goals		
10	vs. Arkansas	1/20/22
Field Goal Attempts		
16	at Missouri	2/11/24
3-Point Field Goals		
3	at South Florida	11/16/22
3-Point FG Attempts		
4	at Alabama	2/18/24
Free Throws		
12	vs. Norfolk State	12/16/23
Free Throw Attempts		
14	at Vanderbilt	2/6/22

MINGO-YOUNG'S CAREER STATISTICS

SEASON	TEAM	GP-GS	MIN/AVG	Field Goals		3-Point		F-Throws		Rebounds				Scoring						
				FG-FGA	FG%	3FG-3FGA	3FG%	FT-FTA	FT%	OFF	DEF	TOT	AVG	PF-FO	A	TO	BLK	STL	PTS	AVG
2019-20	MSU	32-1	417/13.0	50-120	.417	5-17	.294	38-45	.844	19	51	70	2.2	55-0	48	34	5	28	143	4.5
2020-21	MSU	19-11	444/23.3	35-84	.417	6-22	.273	30-47	.638	17	58	75	3.9	45-1	57	31	6	22	106	5.6
2021-22	Bama	34-34	1090/32.1	138-293	.471	17-52	.327	101-148	.682	76	153	229	6.7	86-2	86	75	6	80	394	11.6
2022-23	Bama	14-2	243/17.4	24-61	.393	4-21	.190	24-26	.923	18	43	61	4.4	34-2	21	28	2	20	76	5.4
2023-24	AUB	24-19	618/25.8	70-181	.387	10-32	.313	75-88	.852	22	96	118	4.9	47-0	92	42	5	40	225	9.4
TOTAL FOR AUB		24-19	618/25.8	70-181	.387	10-32	.313	75-88	.852	22	96	118	4.9	47-0	92	42	5	40	225	9.4
TOTAL		123-67	2812/22.9	317-739	.429	42-144	.292	268-354	.757	152	401	553	4.5	267-5	304	210	24	190	944	7.7



McKenna EDDINGS

#3

Junior • Guard • 6-0

Williamsburg, Va. • Warhill HS • Stetson • Moberly Area CC [Mo.]

- SEC-best 9 points on 3-7 3FG in win at Missouri (2/11)
- Hit clutch 3-pointer in 4th quarter to extend Auburn lead over LSU in upset win (1/14)
- Led Auburn with career-high 14 points, 3 steals, 4-5 3FG, in win over North Alabama (12/31)
- Then-career high 9 points, 2 blocks vs. Alabama A&M (11/26); matched that with 9 points vs. Clemson (11/30)
- Made first Division I start vs. California; finished with 5 points, 2 rebounds, 1 assist, 1 steal (11/17)
- 6 points, 4 rebounds in Auburn debut vs. Jacksonville State (11/6)
- First-team NJCAA All-American at Moberly Area CC in 2022-23
- Averaged 16.2 points, 5.6 rebounds, 2.0 assists, 2.4 steals as a sophomore at Moberly
- Played in nine games as a freshman at Stetson in 2020-21 before transferring to junior college

SEASON HIGHS

Points		
14	vs. North Alabama	12/31/23
Rebounds		
4	vs. Jacksonville State	11/6/23
Assists		
3	2x; last at Rutgers	11/12/23
Blocks		
2	vs. Alabama A&M	11/26/23
Steals		
3	vs. North Alabama	12/31/23
Field Goals		
5	vs. North Alabama	12/31/23
Field Goal Attempts		
10	vs. Alabama State	12/13/23
3-Point Field Goals		
4	vs. North Alabama	12/31/23
3-Point FG Attempts		
7	at Missouri	2/11/24
Free Throws		
4	vs. Alabama A&M	11/26/23
Free Throw Attempts		
7	vs. Alabama A&M	11/26/23

CAREER HIGHS (incl. previous schools)

Points		
14	vs. North Alabama	12/31/23
Rebounds		
4	vs. Jacksonville State	11/6/23
Assists		
3	2x; last at Rutgers	11/12/23
Blocks		
2	vs. Alabama A&M	11/26/23
Steals		
3	vs. North Alabama	12/31/23
Field Goals		
5	vs. North Alabama	12/31/23
Field Goal Attempts		
10	vs. Alabama State	12/13/23
3-Point Field Goals		
4	vs. North Alabama	12/31/23
3-Point FG Attempts		
7	at Missouri	2/11/24
Free Throws		
4	vs. Alabama A&M	11/26/23
Free Throw Attempts		
7	vs. Alabama A&M	11/26/23

Opponent	Start	Min.	FG-A	3PT-A	FT-A	0-D-T	PF	Ast.	TO	Blk.	St.	Pts.
JACKSONVILLE STATE		13:04	1-4	1-2	3-4	0-4-4	0	0	0	0	0	6
LOUISIANA-LAFAYETTE		19:58	1-6	0-4	2-2	0-3-3	3	3	3	1	0	4
at Rutgers		23:43	1-4	0-2	2-2	1-2-3	1	3	0	1	1	4
CALIFORNIA	*	24:43	2-8	1-5	0-0	0-2-2	1	1	1	0	1	5
at UCF		2:30	0-2	0-1	0-0	1-0-1	0	0	1	0	0	0
ALABAMA A&M		18:37	2-9	1-4	4-7	1-1-2	0	1	3	2	1	9
CLEMSON		8:37	3-6	1-4	2-2	0-1-1	0	0	0	0	1	9
at UAB		10:22	0-4	0-3	0-0	0-1-1	3	1	0	1	0	0
at Little Rock		10:23	2-5	1-1	0-0	1-0-1	3	2	1	0	1	5
ALABAMA STATE		12:28	3-10	2-6	2-2	1-1-2	0	2	1	0	1	10
NORFOLK STATE		14:28	0-3	0-2	0-0	1-0-1	0	2	0	0	1	0
WASHINGTON STATE		11:47	0-0	0-0	0-0	0-1-1	0	1	0	1	0	0
NORTH ALABAMA		22:32	5-8	4-5	0-0	1-2-3	0	2	2	1	3	14
TENNESSEE		22:56	1-12	1-6	0-0	1-1-2	3	2	0	0	2	3
at Texas A&M		9:23	0-2	0-1	0-0	0-0-0	1	0	1	0	0	0
at Ole Miss		5:28	0-1	0-1	0-0	0-0-0	0	1	0	0	0	0
LSU		9:39	1-2	1-2	1-2	0-0-0	2	0	0	0	0	4
at Vanderbilt						--DNP--						
ALABAMA		1:07	0-1	0-0	0-0	0-0-0	0	0	0	0	0	0
GEORGIA						--DNP--						
SOUTH CAROLINA		3:08	0-1	0-1	0-0	0-0-0	0	0	0	0	0	0
at Arkansas		8:32	1-4	0-2	0-0	1-1-2	4	1	2	0	0	2
at Missouri		20:47	3-8	3-7	0-0	0-0-0	0	0	2	0	0	9
KENTUCKY		15:07	1-6	1-5	2-2	1-1-2	1	1	0	0	0	5
at Alabama		1:11	0-0	0-0	0-0	0-0-0	0	0	0	0	0	0
at LSU		4:09	0-2	0-1	0-0	0-0-0	1	1	1	0	1	0
TEXAS A&M		1:50	0-1	0-1	0-0	0-0-0	0	0	0	0	1	0
MISSISSIPPI STATE												
at Florida												

EDDINGS' CAREER STATISTICS

SEASON	TEAM	GP-GS	MIN/AVG	Field Goals		3-Point		F-Throws		Rebounds				Scoring						
				FG-FGA	FG%	3FG-3FGA	3FG%	FT-FTA	FT%	OFF	DEF	TOT	AVG	PF-FO	A	TO	BLK	STL	PTS	AVG
2020-21	Stet	10-0	39/3.9	5-11	.455	1-3	.333	0-2	.000	4	5	9	0.9	2-0	0	3	0	2	11	1.1
2023-24	AUB	25-1	297/11.9	27-109	.248	17-66	.258	18-23	.783	10	21	31	1.2	23-0	24	18	7	14	89	3.6
TOTAL FOR AUB		25-1	297/11.9	27-109	.248	17-66	.258	18-23	.783	10	21	31	1.2	23-0	24	18	7	14	89	3.6
TOTAL		35-1	335/9.6	32-120	.267	18-69	.261	18-25	.720	14	26	40	1.1	25-0	24	21	7	16	100	2.9



Kaitlyn DUHON

#4

Sophomore • Guard • 5-10
Houston, Texas • Summer Creek HS

- SEC-best 10 points along with 4 rebounds in win over Kentucky (2/15)
- Scored 8 points on 4-6 FG while making second start of season in upset win over No. 7 LSU (1/14)
- Made first start of season at Ole Miss (1/11)
- Career-high 5 steals and 3 assists in just 10 minutes of action in win over Alabama State (12/13)
- Matched career-high with 3 steals and scored 10 points in win over Clemson (11/30)
- Stellar season opener with 13 points (6-9 FG), 3 rebounds, 2 steals vs. Jacksonville State (11/6)
- Two huge defensive games in exhibitions: 10 points, 10 rebounds, 6 steals vs. Columbus State; 6 points, 4 rebounds 6 steals vs. West Georgia
- Played in 30 of 31 games as a freshman, starting 6; averaged 3.8 points, 2.3 rebounds
- Career-high 17 points vs. South Alabama (11/10/22); 8 rebounds vs. Sam Houston (11/8/22)

SEASON HIGHS

Points		
13	vs. Jacksonville State	11/6/23
Rebounds		
6	at UAB	12/3/23
Assists		
3	vs. Alabama State	12/13/23
Blocks		
Steals		
5	vs. Alabama State	12/13/23
Field Goals		
6	vs. Jacksonville State	11/6/23
Field Goal Attempts		
10	vs. North Alabama	12/31/23
3-Point Field Goals		
1	3x; last vs. Alabama	1/21/24
3-Point FG Attempts		
2	3x; last at Vanderbilt	1/18/24
Free Throws		
4	vs. Kentucky	2/15/24
Free Throw Attempts		
5	vs. Kentucky	2/15/24

Opponent	Start	Min.	FG-A	3PT-A	FT-A	0-D-T	PF	Ast.	TO	Blk.	St.	Pts.
JACKSONVILLE STATE		21:42	6-9	0-0	1-1	0-3-3	1	0	1	0	2	13
LOUISIANA-LAFAYETTE		8:58	0-3	0-0	0-2	1-1-2	4	0	1	0	0	0
at Rutgers		17:38	0-2	0-0	0-0	0-2-2	1	1	1	0	1	0
CALIFORNIA		15:05	4-5	0-0	1-2	1-1-2	0	0	0	0	1	9
at UCF		14:46	1-3	0-1	1-2	1-3-4	1	1	1	0	2	3
ALABAMA A&M		14:27	0-1	0-0	1-2	1-3-4	1	1	2	0	0	1
CLEMSON		16:45	5-10	0-0	0-0	0-3-3	1	0	1	0	3	10
at UAB		14:19	3-7	0-0	0-2	2-4-6	4	0	2	1	0	6
at Little Rock		11:39	0-3	0-0	2-2	1-0-1	0	0	0	0	1	2
ALABAMA STATE		10:08	1-2	0-0	2-2	1-0-1	1	3	1	0	5	4
NORFOLK STATE		13:46	3-4	1-1	0-0	1-4-5	1	1	2	0	1	7
WASHINGTON STATE		16:16	1-4	1-1	0-0	1-1-2	1	0	0	0	1	3
NORTH ALABAMA		16:51	5-10	0-2	1-1	2-1-3	2	1	0	0	1	11
TENNESSEE		12:25	1-5	0-1	0-0	0-1-1	4	0	1	0	0	2
at Texas A&M		14:41	0-3	0-2	0-2	0-2-2	1	0	1	0	1	0
at Ole Miss	*	28:54	1-3	0-1	0-0	0-2-2	1	0	0	0	0	2
LSU	*	12:07	4-6	0-0	0-1	1-2-3	2	0	2	0	0	8
at Vanderbilt	*	29:40	3-9	0-2	0-0	0-4-4	2	0	1	0	2	6
ALABAMA	*	13:21	3-4	1-1	1-1	0-0-0	3	0	2	0	1	8
GEORGIA	*	16:59	3-4	0-1	3-4	2-3-5	3	1	1	1	0	9
SOUTH CAROLINA	*	16:36	0-0	0-0	0-0	0-0-0	1	0	1	0	1	0
at Arkansas	*	22:22	4-7	0-1	0-0	0-2-2	4	0	1	0	1	8
at Missouri		11:19	1-2	0-0	0-0	1-1-2	0	1	1	0	1	2
KENTUCKY		24:50	3-8	0-1	4-5	1-3-4	2	1	1	0	1	10
at Alabama		19:03	3-7	0-1	2-2	3-2-5	3	0	2	1	1	8
at LSU	*	21:17	2-3	0-1	0-2	0-0-0	3	1	0	0	1	4
TEXAS A&M	*	23:40	3-7	0-1	2-2	1-3-4	0	0	2	0	3	8
MISSISSIPPI STATE												
at Florida												

CAREER HIGHS

Points		
17	vs. South Alabama	11/10/22
Rebounds		
8	vs. Sam Houston	11/8/22
Assists		
3	vs. Alabama State	12/13/23
Blocks		
3	2x; last vs. Little Rock	11/30/22
Steals		
5	vs. Alabama State	12/13/23
Field Goals		
7	vs. South Alabama	11/10/22
Field Goal Attempts		
11	vs. South Alabama	11/10/22
3-Point Field Goals		
1	3x; last vs. Washington St.	12/20/23
3-Point FG Attempts		
3	vs. Indiana	11/25/22
Free Throws		
4	vs. Kentucky	2/15/24
Free Throw Attempts		
5	vs. Kentucky	2/15/24

DUHON'S CAREER STATISTICS

SEASON	TEAM	GP-GS	MIN/AVG	Field Goals		3-Point		F-Throws		Rebounds				Scoring						
				FG-FGA	FG%	3FG-3FGA	3FG%	FT-FTA	FT%	OFF	DEF	TOT	AVG	PF-FO	A	TO	BLK	STL	PTS	AVG
2022-23	AUB	30-6	415/13.8	46-121	.380	1-10	.100	20-30	.667	27	41	68	2.3	52-0	13	23	14	18	113	3.8
2023-24	AUB	27-9	460/17.0	60-131	.458	3-18	.167	21-35	.600	21	50	71	2.6	47-0	12	28	3	31	144	5.3
TOTAL		57-15	874/15.3	106-252	.421	4-28	.143	41-65	.631	48	91	139	2.4	99-0	25	51	17	49	257	4.5



Sydney SHAW

#5

Sophomore • Guard • 5-9
Miami, Fla. • DME Academy

- SEC-best 10 points with two crucial 3-pointers in 2nd half; also had 5 rebounds in win over Texas A&M (2/25)
- Three straight games and 5 out of 6 in double-figures early in season, led by career-high 17 points at UCF and career-high 6 rebounds vs. Clemson
- Scored 10 points in 2 straight games vs. UL-Lafayette and at Rutgers
- Shared team lead with 4 assists in season opener vs. Jacksonville State (11/6); also had 7 points
- Started 25 of 31 games as a freshman; averaged 7.6 points, 2.6 rebounds, 2.3 assists in 23.8 minutes/game
- Hit 40 3-pointers as a freshman; second-leading 3-point shooter on team (33.9%)
- SEC Freshman of the Week (12/27/22) after 14 points, 4 assists, 4 steals vs. North Florida

SEASON HIGHS

Points		
17	at UCF	11/20/23
Rebounds		
6	2x; last at Arkansas	2/4/24
Assists		
4	2x; last vs. Clemson	11/30/23
Blocks		
2	vs. North Alabama	12/31/23
Steals		
2	6x; last vs. Kentucky	2/15/24
Field Goals		
7	at UCF	11/20/23
Field Goal Attempts		
16	at UCF	11/20/23
3-Point Field Goals		
3	2x; last vs. Clemson	11/30/23
3-Point FG Attempts		
8	at UCF	11/20/23
Free Throws		
5	at Rutgers	11/12/23
Free Throw Attempts		
6	at Rutgers	11/12/23

Opponent	Start	Min.	FG-A	3PT-A	FT-A	O-D-T	PF	Ast.	TO	Blk.	St.	Pts.
JACKSONVILLE STATE	*	21:26	2-7	1-3	2-2	0-0-0	0	4	0	0	2	7
LOUISIANA-LAFAYETTE	*	30:24	3-6	1-4	3-4	0-1-1	0	2	2	1	1	10
at Rutgers		27:37	2-8	1-4	5-6	0-3-3	1	0	2	0	1	10
CALIFORNIA	*	19:23	2-9	1-3	0-0	0-3-3	2	0	0	0	0	5
at UCF	*	28:34	7-16	2-8	1-2	0-3-3	1	0	2	0	0	17
ALABAMA A&M	*	28:32	6-13	3-6	0-0	0-2-2	0	1	1	0	2	15
CLEMSON	*	29:20	4-12	3-7	0-0	0-6-6	3	4	0	0	0	11
at UAB	*	12:23	2-5	1-1	3-4	0-4-4	0	0	1	0	0	8
at Little Rock	*	32:51	3-10	2-6	0-0	0-1-1	2	1	1	0	2	8
ALABAMA STATE	*	17:32	0-3	0-3	0-0	0-0-0	0	1	0	0	1	0
NORFOLK STATE	*	24:51	2-5	1-3	0-0	0-3-3	0	0	4	0	1	5
WASHINGTON STATE	*	29:33	2-7	0-2	0-0	1-1-2	2	1	1	0	0	4
NORTH ALABAMA	*	29:31	3-6	2-2	3-3	1-2-3	0	1	1	2	0	11
TENNESSEE	*	19:43	0-5	0-2	0-0	0-1-1	1	1	1	0	0	0
at Texas A&M		13:03	0-4	0-2	0-0	1-2-3	0	1	1	0	1	0
at Ole Miss		9:52	1-4	1-3	0-0	0-1-1	0	1	2	0	0	3
LSU		12:04	1-4	1-2	2-2	1-1-2	0	0	0	0	0	5
at Vanderbilt		24:35	1-3	0-1	0-0	1-4-5	1	2	2	0	0	2
ALABAMA		24:05	2-7	1-4	0-0	0-2-2	1	1	1	0	2	5
GEORGIA		12:11	0-4	0-3	0-0	0-1-1	2	0	1	0	0	0
SOUTH CAROLINA		13:43	2-5	2-3	0-0	0-4-4	1	0	2	0	0	6
at Arkansas		30:40	3-9	1-6	0-0	0-6-6	3	1	1	1	2	7
at Missouri		14:49	1-4	1-3	0-0	0-2-2	0	0	2	0	0	3
KENTUCKY		8:20	1-5	0-2	0-0	0-0-0	0	1	0	0	2	2
at Alabama		17:36	2-4	2-4	0-0	0-3-3	3	1	1	1	0	6
at LSU		16:56	4-11	1-2	0-0	1-2-3	2	0	0	1	0	9
TEXAS A&M		20:43	4-9	2-4	0-0	0-5-5	2	0	3	0	0	10
MISSISSIPPI STATE												
at Florida												

CAREER HIGHS

Points		
17	at UCF	11/20/23
Rebounds		
6	2x; last at Arkansas	2/4/24
Assists		
6	3x; last vs Samford	12/18/22
Blocks		
3	at Clemson [WNIT]	3/20/23
Steals		
4	2x; last vs. North Florida	12/20/22
Field Goals		
7	at UCF	11/20/23
Field Goal Attempts		
16	2x; last at UCF	11/20/23
3-Point Field Goals		
3	5x; last vs. Clemson	11/30/23
3-Point FG Attempts		
8	at UCF	11/20/23
Free Throws		
5	at Rutgers	11/12/23
Free Throw Attempts		
6	at Rutgers	11/12/23

SHAW'S CAREER STATISTICS

SEASON	TEAM	GP-GS	MIN/AVG	Field Goals			3-Point		F-Throws		Rebounds				Scoring					
				FG-FGA	FG%	3FG-3FGA	3FG%	FT-FTA	FT%	OFF	DEF	TOT	AVG	PF-FO	A	TO	BLK	STL	PTS	AVG
2022-23	AUB	31-25	737/23.8	90-249	.361	40-118	.339	16-19	.842	7	74	81	2.6	42-1	71	59	14	21	236	7.6
2023-24	AUB	27-14	570/21.1	60-185	.324	30-93	.323	19-23	.826	6	63	69	2.6	27-0	24	32	6	17	169	6.3
TOTAL		58-39	1307/22.5	150-434	.346	70-211	.332	35-42	.833	13	137	150	2.6	69-1	95	91	20	38	405	7.0



Mar'Shaun BOSTIC

#12

Junior • Guard • 5-8
St. Louis, Mo. • Vashon HS

- Career-high 5 assists at Arkansas (2/4)
- Filled stat sheet in win over Georgia with 4 points, 5 rebounds, 4 assists, 5 steals (1/29)
- Season-high 17 points on 7-11 FG vs. Tennessee (1/4)
- Continued mastery of Clemson with a career-high 5 steals and 4 assists in home win Nov. 30
- Career-high 9 rebounds in win over UL-Lafayette (11/9); previous high was 4
- 12 points, 4 assists (tied for team lead), 4 steals (tied career high) in season opener vs. Jacksonville State (11/6)
- Played in all 31 games as a sophomore, starting four; averaged 5.6 points, 1.9 rebounds, 1.6 assists, 1.3 steals
- Huge game in WNIT second round at Clemson with career-high 23 points along with 4 steals, 2 assists (3/20/23)
- Fastest player on team, one of the fastest in the SEC

SEASON HIGHS

Points		
17	vs. Tennessee	1/4/24
Rebounds		
9	vs. UL-Lafayette	11/9/23
Assists		
5	at Arkansas	2/4/24
Blocks		
1	3x; last vs. Alabama A&M	11/26/23
Steals		
5	2x; last vs. Georgia	1/29/24
Field Goals		
7	vs. Tennessee	1/4/24
Field Goal Attempts		
11	vs. Tennessee	1/4/24
3-Point Field Goals		
3-Point FG Attempts		
1	3x; last vs. Alabama	1/21/24
Free Throws		
5	vs. Alabama	1/21/24
Free Throw Attempts		
8	vs. Alabama	1/21/24

Opponent	Start	Min.	FG-A	3PT-A	FT-A	O-D-T	PF	Ast.	TO	Blk.	St.	Pts.
JACKSONVILLE STATE	*	27:50	4-7	0-0	4-6	0-3-3	3	4	2	1	4	12
LOUISIANA-LAFAYETTE	*	29:37	2-6	0-0	2-2	2-7-9	4	3	4	0	1	6
at Rutgers	*	26:30	4-7	0-0	1-1	0-1-1	3	3	4	1	2	9
CALIFORNIA	*	19:23	2-9	0-1	0-0	0-3-3	2	0	0	0	0	5
at UCF	*	13:32	0-3	0-1	2-2	0-1-1	1	1	1	0	0	2
ALABAMA A&M	*	18:57	2-3	0-0	1-2	1-3-4	1	2	3	1	4	5
CLEMSON	*	26:14	3-7	0-0	1-5	0-1-1	4	4	3	0	5	7
at UAB	*	25:50	5-9	0-0	2-3	0-4-4	1	2	0	0	4	12
at Little Rock		10:29	1-1	0-0	0-2	0-1-1	1	1	1	0	0	2
ALABAMA STATE		17:55	1-1	0-0	2-4	0-1-1	2	4	3	0	1	4
NORFOLK STATE		14:22	2-5	0-0	0-0	0-4-4	2	1	4	0	2	4
WASHINGTON STATE		11:51	3-3	0-0	2-3	0-0-0	1	0	1	0	0	8
NORTH ALABAMA						--DNP--						
TENNESSEE		17:27	7-11	0-0	3-5	1-0-1	4	1	0	0	1	17
at Texas A&M		12:42	2-4	0-0	4-6	0-0-0	2	2	5	0	1	8
at Ole Miss		13:44	0-5	0-0	2-2	1-1-2	4	2	1	0	1	2
LSU		10:49	1-2	0-0	0-0	0-0-0	2	2	1	0	0	2
at Vanderbilt		18:03	2-5	0-0	0-1	0-2-2	2	1	2	0	0	4
ALABAMA		22:02	0-4	0-1	5-8	0-1-1	2	3	0	0	3	5
GEORGIA		26:01	2-3	0-0	0-0	0-5-5	1	4	4	0	5	4
SOUTH CAROLINA		18:05	0-6	0-0	3-4	0-0-0	2	2	3	0	2	3
at Arkansas		14:55	0-2	0-0	1-2	1-1-2	4	5	1	0	0	1
at Missouri		14:25	1-3	0-0	2-2	0-1-1	1	3	1	0	2	4
KENTUCKY		9:59	0-1	0-0	2-2	0-0-0	0	2	1	0	1	2
at Alabama		9:36	2-2	0-0	3-4	0-0-0	0	1	5	0	1	7
at LSU		13:41	0-3	0-1	0-0	0-1-1	0	3	3	0	0	0
TEXAS A&M		22:55	2-4	0-0	1-2	1-0-1	3	1	3	0	3	5
MISSISSIPPI STATE												
at Florida												

CAREER HIGHS

Points		
23	at Clemson [WNIT]	3/20/23
Rebounds		
9	vs. UL-Lafayette	11/9/23
Assists		
5	at Arkansas	2/4/24
Blocks		
3	at Mississippi State	1/19/23
Steals		
5	vs. Clemson	11/30/23
Field Goals		
11	at Clemson [WNIT]	3/20/23
Field Goal Attempts		
18	at Clemson [WNIT]	3/20/23
3-Point Field Goals		
1	vs Samford	12/18/22
3-Point FG Attempts		
1	5x; last vs. Alabama	1/21/24
Free Throws		
5	2x; last vs. Alabama	1/21/24
Free Throw Attempts		
9	at Ole Miss	12/29/22

BOSTIC'S CAREER STATISTICS

SEASON	TEAM	GP-GS	MIN/AVG	Field Goals		3-Point		F-Throws		Rebounds				Scoring						
				FG-FGA	FG%	3FG-3FGA	3FG%	FT-FTA	FT%	OFF	DEF	TOT	AVG	PF-FO	A	TO	BLK	STL	PTS	AVG
2021-22	AUB	27-4	446/16.5	36-87	.414	0-0	.000	17-28	.607	10	40	50	1.9	64-1	60	56	5	40	89	3.3
2022-23	AUB	31-4	504/16.3	64-141	.454	1-2	.500	46-73	.630	18	41	59	1.9	73-1	50	50	9	40	175	5.6
2023-24	AUB	26-8	465/17.9	48-117	.410	0-4	.000	45-70	.643	8	39	47	1.8	51-0	59	58	3	44	141	5.4
TOTAL		84-16	1415/16.8	148-345	.429	1-6	.167	108-171	.632	36	120	156	1.9	188-2	169	164	17	124	405	4.8



Taylen COLLINS

#14

Senior • Forward • 6-1
 Muldrow, Okla. • Muldrow HS • Oklahoma State

- Shared Auburn scoring lead for first time with 10 points, 7 rebounds in win over Texas A&M (2/25)
- Season-high 19 points with 11 rebounds for third double-double of season in win over Kentucky (2/15)
- Had 13 points (7-9 FT) in win over Georgia (1/29); also had 4 rebounds, 2 assists, 2 steals
- Scored then-season-high 17 points vs. Alabama State (12/13)
- First Auburn double-double, 12th of career, vs. Alabama A&M with 10 points, 10 rebounds (11/26)
- Had 9 points and 14 rebounds - all points and 8 rebounds coming in 2nd half - in win over UL-Lafayette (11/9)
- Three-year starter at Oklahoma State, transferred to Auburn in summer 2023 - started 86 of 90 games in three years at OSU
- Fourth-leading rebounder in Blg 12 in 2023; averaged 9.5 points, 9.1 rebounds, 1.2 steals; had nine double-doubles
- Tied OSU record with 23 rebounds in win over North Texas (12/3/22)

SEASON HIGHS

Points		
19	vs. Kentucky	2/15/24
Rebounds		
14	vs. UL-Lafayette	11/9/23
Assists		
3	4x; last vs. Alabama	1/21/24
Blocks		
2	5x; last vs. Kentucky	2/15/24
Steals		
4	3x; last at Arkansas	2/4/24
Field Goals		
7	vs. Alabama State	12/13/23
Field Goal Attempts		
13	vs. Alabama State	12/13/23
3-Point Field Goals		
3-Point FG Attempts		
Free Throws		
7	vs. Georgia	1/29/24
Free Throw Attempts		
10	at Arkansas	2/4/24

Opponent	Start	Min.	FG-A	3PT-A	FT-A	O-D-T	PF	Ast.	TO	Blk.	St.	Pts.
JACKSONVILLE STATE	*	28:45	2-7	0-0	1-2	1-2-3	1	1	2	1	2	5
LOUISIANA-LAFAYETTE	*	32:36	4-10	0-0	1-1	8-6-14	2	3	3	0	2	9
at Rutgers	*	10:44	3-3	0-0	1-1	1-2-3	4	1	0	0	1	7
CALIFORNIA	*	28:09	3-10	0-0	0-2	4-3-7	1	0	4	0	1	6
at UCF	*	32:57	4-9	0-0	3-4	4-4-8	1	0	4	1	0	11
ALABAMA A&M	*	24:32	3-8	0-0	4-5	1-9-10	0	1	4	2	1	10
CLEMSON	*	26:16	2-2	0-0	2-4	3-2-5	3	0	1	2	2	6
at UAB	*	35:05	3-7	0-0	2-4	3-5-8	2	3	3	2	1	8
at Little Rock	*	33:15	2-5	0-0	2-4	4-4-8	3	0	4	0	0	6
ALABAMA STATE	*	18:41	7-13	0-0	3-3	3-1-4	1	0	1	0	4	17
NORFOLK STATE	*	19:34	3-6	0-0	4-5	2-3-5	2	1	1	0	4	10
WASHINGTON STATE	*	30:14	5-10	0-0	0-0	0-6-6	1	2	0	0	3	10
NORTH ALABAMA	*	23:00	3-5	0-0	0-0	1-2-3	3	3	1	1	0	6
TENNESSEE	*	34:55	3-11	0-0	2-2	2-4-6	1	0	1	0	0	8
at Texas A&M	*	33:18	3-6	0-0	2-4	0-6-6	3	1	4	1	2	8
at Ole Miss	*	27:58	2-8	0-0	2-2	3-2-5	1	0	2	2	1	6
LSU	*	37:07	3-5	0-0	0-0	3-4-7	2	1	1	0	2	6
at Vanderbilt	*	34:33	5-8	0-0	0-1	5-4-9	4	0	2	1	1	10
ALABAMA	*	31:26	2-6	0-0	2-2	3-4-7	1	3	2	1	2	6
GEORGIA	*	31:41	3-11	0-0	7-9	4-0-4	3	2	4	1	2	13
SOUTH CAROLINA	*	32:48	1-8	0-0	0-0	2-4-6	3	1	1	1	2	2
at Arkansas	*	34:45	4-9	0-0	4-10	5-6-11	1	1	0	1	4	12
at Missouri	*	20:33	2-4	0-0	1-2	2-1-3	3	0	2	0	0	5
KENTUCKY	*	34:45	8-13	0-0	3-5	6-5-11	1	0	3	2	3	19
at Alabama	*	34:01	2-2	0-0	0-0	2-5-7	3	0	2	0	1	4
at LSU	*	29:30	2-6	0-0	1-2	2-0-2	4	0	2	0	3	5
TEXAS A&M	*	35:09	4-11	0-0	2-2	2-5-7	3	0	5	0	1	10
MISSISSIPPI STATE												
at Florida												

CAREER HIGHS

Points		
21	vs. Iowa State	1/15/22
Rebounds		
23	vs. North Texas	12/3/22
Assists		
7	at West Virginia	1/16/21
Blocks		
3	3x; last vs. NW State	11/11/22
Steals		
6	vs. Baylor	2/23/22
Field Goals		
9	vs. TCU	2/4/23
Field Goal Attempts		
17	vs. Texas Tech	3/10/22
3-Point Field Goals		
3-Point FG Attempts		
Free Throws		
8	vs. Kansas State	1/25/23
Free Throw Attempts		
10	at Arkansas	2/4/24

COLLINS' CAREER STATISTICS

SEASON	TEAM	GP-GS	MIN/AVG	Field Goals		3-Point		F-Throws		Rebounds				Scoring						
				FG-FGA	FG%	3FG-3FGA	3FG%	FT-FTA	FT%	OFF	DEF	TOT	AVG	PF-FO	A	TO	BLK	STL	PTS	AVG
2020-21	OSU	28-25	787/28.1	79-142	.556	0-0	.000	27-48	.563	55	85	140	5.0	66-0	58	55	19	53	185	6.6
2021-22	OSU	29-28	834/28.8	108-244	.443	0-0	.000	37-75	.493	67	134	201	6.9	82-1	31	66	26	33	253	8.7
2022-23	OSU	33-33	909/27.6	134-217	.618	0-0	.000	46-78	.590	85	215	300	9.1	85-2	24	42	24	39	314	9.5
2023-24	AUB	27-27	796/29.5	88-203	.433	0-0	.000	49-76	.645	76	99	175	6.5	57-0	24	59	19	45	225	8.3
TOTAL FOR AUB		27-27	796/29.5	88-203	.433	0-0	.000	49-76	.645	76	99	175	6.5	57-0	24	59	19	45	225	8.3
TOTAL		117-113	3327/28.4	409-806	.507	0-0	.000	159-277	.574	283	533	816	7.0	290-3	137	222	88	170	977	8.4



Kionna GAINES

#15

Junior • Guard • 5-9
Columbus, Ga. • Carver HS • Clemson

- Had 2 rebounds in Auburn debut vs. Jacksonville State (11/6)
- Transferred from Clemson following 2022-23 season
- Appeared in all 35 games for Clemson last season; averaged 2.4 points, 1.7 rebounds
- Career-high 18 points twice as a freshman vs. Georgia Tech & Wake Forest
- Two-time state champion at Carver HS in Columbus, Ga.

SEASON HIGHS

Points		
Rebounds	2 vs. Jacksonville State	11/6/23
Assists		
Blocks		
Steals	1 vs. Alabama A&M	11/26/23
Field Goals		
Field Goal Attempts	3 vs. Alabama A&M	11/26/23
3-Point Field Goals		
3-Point FG Attempts		
Free Throws		
Free Throw Attempts		

Opponent	Start	Min.	FG-A	3PT-A	FT-A	O-D-T	PF	Ast.	TO	Blk.	St.	Pts.
JACKSONVILLE STATE		3:07	0-1	0-0	0-0	1-1-2	0	0	0	0	0	0
LOUISIANA-LAFAYETTE						--DNP--						
at Rutgers						--DNP--						
CALIFORNIA						--DNP--						
at UCF		1:47	0-0	0-0	0-0	0-0-0	0	0	0	0	0	0
ALABAMA A&M		4:09	0-3	0-0	0-0	0-0-0	0	0	0	0	1	0
CLEMSON						--DNP--						
at UAB						--DNP--						
at Little Rock						--DNP--						
ALABAMA STATE		4:33	0-1	0-0	0-0	0-1-1	0	0	0	0	0	0
NORFOLK STATE		4:37	0-1	0-0	0-0	0-0-0	0	0	1	0	0	0
WASHINGTON STATE						--DNP--						
NORTH ALABAMA						--DNP--						
TENNESSEE						--DNP--						
at Texas A&M						--DNP--						
at Ole Miss						--DNP--						
LSU						--DNP--						
at Vanderbilt						--DNP--						
ALABAMA						--DNP--						
GEORGIA						--DNP--						
SOUTH CAROLINA						--DNP--						
at Arkansas						--DNP--						
at Missouri						--DNP--						
KENTUCKY						--DNP--						
at Alabama						--DNP--						
at LSU						--DNP--						
TEXAS A&M						--DNP--						
MISSISSIPPI STATE						--DNP--						
at Florida						--DNP--						

CAREER HIGHS

Points	18	2x; last vs. Wake Forest	2/10/22
Rebounds	5	4x; last vs. Virginia	2/23/23
Assists	2	5x; last vs. North Carolina	1/29/23
Blocks	1	2x; last vs. Virginia Tech	3/3/22
Steals	2	4x, last vs. Radford	2/20/22
Field Goals	7	2x; last vs. Wake Forest	2/10/22
Field Goal Attempts	12	vs. Wake Forest	2/10/22
3-Point Field Goals	1	6x, last vs. South Carolina	11/17/22
3-Point FG Attempts	2	6x, last vs. Virginia	2/23/23
Free Throws	5	2x; last vs. Virginia Tech	3/3/22
Free Throw Attempts	9	at Georgia Tech	2/13/22

GAINES' CAREER STATISTICS

SEASON	TEAM	GP-GS	MIN/AVG	Field Goals		3-Point		F-Throws		Rebounds				Scoring						
				FG-FGA	FG%	3FG-3FGA	3FG%	FT-FTA	FT%	OFF	DEF	TOT	AVG	PF-FO	A	TO	BLK	STL	PTS	AVG
2021-22	CU	27-1	295/10.9	35-111	.315	3-11	.273	27-49	.551	18	33	51	1.9	12-0	7	23	2	6	100	3.7
2022-23	CU	35-1	324/9.2	32-108	.296	3-18	.167	17-39	.436	15	46	61	1.7	10-0	17	30	0	11	84	2.4
2023-24	AUB	5-0	18/3.6	0-6	.000	0-0	.000	0-0	.000	1	2	3	0.6	0-0	0	1	0	1	0	0.0
TOTAL FOR AUB		5-0	18/3.6	0-6	.000	0-0	.000	0-0	.000	1	2	3	0.6	0-0	0	1	0	1	0	0.0
TOTAL		67-2	637/9.5	67-225	.298	6-29	.207	44-88	.500	34	81	115	1.7	22-0	24	54	2	18	184	2.7



Oyindamola AKINBOLAWA

#20

Sophomore • Center • 6-5
Lagos, Nigeria

- Made first career start vs. LSU (1/14); scored 2 points and had 2 rebounds in upset win
- Career-high 7 points, 3 assists in win over Washington State (12/20)
- Matched then-career highs with 6 points, 2 steals in win over Alabama State (12/13)
- 4 points, 4 rebounds in season opener vs. Jacksonville State (11/6)
- Played in 15 games as a freshman, averaging 1.1 points, 1.3 rebounds in limited minutes
- Career-best 27 minutes vs. South Carolina (2/9/23), scored 6 points with 7 rebounds, both career-highs
- Arrived in the U.S. on December 14, 2022; was cleared to practice and play later that week, dressed for first time vs. North Florida
- Fourth Auburn women's basketball player from Africa, first from Nigeria

SEASON HIGHS

Points		
7	vs. Washington St.	12/20/23
Rebounds		
6	at Ole Miss	1/11/24
Assists		
3	vs. Washington St.	12/20/23
Blocks		
1	3x; last vs. Alabama	1/21/24
Steals		
2	2x; last at Ole Miss	1/11/24
Field Goals		
3	3x; last vs. Alabama	1/21/24
Field Goal Attempts		
7	vs. Washington St.	12/20/23
3-Point Field Goals		
3-Point FG Attempts		
Free Throws		
1	4x; last at Arkansas	2/4/24
Free Throw Attempts		
2	4x; last at Arkansas	2/4/24

Opponent	Start	Min.	FG-A	3PT-A	FT-A	O-D-T	PF	Ast.	TO	Blk.	St.	Pts.
JACKSONVILLE STATE		9:12	2-3	0-0	0-0	1-3-4	2	0	0	0	0	4
LOUISIANA-LAFAYETTE		3:54	0-0	0-0	0-2	0-0-0	1	0	0	0	0	0
at Rutgers		4:31	1-2	0-0	0-0	0-0-0	0	0	0	0	1	2
CALIFORNIA		4:55	0-0	0-0	0-0	1-0-1	3	0	0	0	1	0
at UCF		18:18	1-2	0-0	0-2	1-4-5	1	0	0	1	1	2
ALABAMA A&M		4:58	0-1	0-0	0-0	1-0-1	2	0	2	0	0	0
CLEMSON		6:27	0-0	0-0	0-0	0-0-0	3	0	1	0	0	0
at UAB		7:01	1-1	0-0	0-0	0-0-0	1	0	0	0	1	2
at Little Rock		13:03	2-2	0-0	0-0	1-0-1	2	0	1	0	1	4
ALABAMA STATE		9:26	3-4	0-0	0-0	2-1-3	1	0	2	0	2	6
NORFOLK STATE		9:46	0-3	0-0	0-0	1-1-2	1	0	2	0	1	0
WASHINGTON STATE		16:44	3-7	0-0	1-2	0-1-1	1	3	1	0	1	7
NORTH ALABAMA		8:33	1-3	0-0	0-0	1-2-3	0	0	0	0	0	2
TENNESSEE		11:32	1-5	0-0	0-0	3-2-5	1	1	0	0	0	2
at Texas A&M		8:59	0-0	0-0	0-0	0-0-0	2	0	0	0	1	0
at Ole Miss		22:00	1-2	0-0	1-1	1-5-6	0	1	2	1	2	3
LSU	*	15:21	1-1	0-0	0-0	1-1-2	3	0	1	0	0	2
at Vanderbilt						--DNP--						
ALABAMA		17:04	3-5	0-0	1-1	0-2-2	1	1	1	1	1	7
GEORGIA		13:58	0-1	0-0	0-0	0-1-1	2	1	1	0	0	0
SOUTH CAROLINA		1:45	0-0	0-0	0-0	0-0-0	2	0	1	0	0	0
at Arkansas		7:03	1-2	0-0	1-2	1-0-1	1	0	0	0	0	3
at Missouri						--DNP--						
KENTUCKY						--DNP--						
at Alabama						--DNP--						
at LSU						--DNP--						
TEXAS A&M						--DNP--						
MISSISSIPPI STATE						--DNP--						
at Florida												

CAREER HIGHS

Points		
7	vs. Washington St.	12/20/23
Rebounds		
7	vs. South Carolina	2/9/23
Assists		
3	vs. Washington St.	12/20/23
Blocks		
2	at LSU	1/15/23
Steals		
2	2x; last at Ole Miss	1/11/24
Field Goals		
3	4x; last vs. Alabama	1/21/24
Field Goal Attempts		
7	vs. Washington St.	12/20/23
3-Point Field Goals		
3-Point FG Attempts		
Free Throws		
1	5x; last at Arkansas	2/4/24
Free Throw Attempts		
4	vs. Vanderbilt	2/26/23

AKINBOLAWA'S CAREER STATISTICS

SEASON	TEAM	GP-GS	MIN/AVG	Field Goals		3-Point		F-Throws		Rebounds				Scoring						
				FG-FGA	FG%	3FG-3FGA	3FG%	FT-FTA	FT%	OFF	DEF	TOT	AVG	PF	FO	A	TO	BLK	STL	PTS
2022-23	AUB	15-0	119/8.0	7-14	.500	0-0	.000	2-8	.250	10	10	20	1.3	20-0	0	17	3	3	16	1.1
2023-24	AUB	21-1	214/10.2	21-44	.477	0-0	.000	4-10	.400	15	23	38	1.8	30-0	7	15	3	13	46	2.2
TOTAL		36-1	334/9.3	28-58	.483	0-0	.000	6-18	.333	25	33	58	1.6	50-0	7	32	6	16	62	1.7



Audia YOUNG

#21

Redshirt Freshman • Guard • 5-9
Tallahassee, Fla. • Florida State University HS

- First SEC points vs. Kentucky with late field goal (2/15)
- Scored first collegiate points vs. Alabama A&M; finished with 4 points, 1 rebound (11/26)
- Made Auburn debut vs. Jacksonville State (11/6)
- Missed 2022-23 season after suffering torn Achilles in preseason practice
- Averaged 16.2 points, 3.1 rebounds, 2.7 assists, 1.9 steals per game as high school senior
- Daughter of former Auburn All-American Carolyn Jones-Young and Missouri men's basketball assistant coach CY Young
- Wears her mother's No. 21, which was retired by Auburn following Jones' storied career

SEASON/CAREER HIGHS

Points	4	2x; last vs. Alabama State	12/13/23
Rebounds	4	vs. Alabama State	12/13/23
Assists	1	2x; last vs. North Alabama	12/31/23
Blocks			
Steals	2	vs. Alabama State	12/13/23
Field Goals	2	2x; last vs. Alabama State	12/13/23
Field Goal Attempts	4	vs. Alabama State	12/13/23
3-Point Field Goals			
3-Point FG Attempts	1	2x; last vs. Alabama State	12/13/23
Free Throws			
Free Throw Attempts			

Opponent	Start	Min.	FG-A	3PT-A	FT-A	Q-D-T	PF	Ast.	TO	Blk.	St.	Pts.
JACKSONVILLE STATE		1:58	0-1	0-1	0-0	0-0-0	1	0	0	0	0	0
LOUISIANA-LAFAYETTE						--DNP--						
at Rutgers						--DNP--						
CALIFORNIA						--DNP--						
at UCF						--DNP--						
ALABAMA A&M		11:42	2-3	0-0	0-0	1-0-1	1	0	0	0	0	4
CLEMSON		4:26	1-1	0-0	0-0	0-1-1	0	0	0	0	0	2
at UAB						--DNP--						
at Little Rock						--DNP--						
ALABAMA STATE		11:11	2-4	0-1	0-0	3-1-4	1	0	2	0	2	4
NORFOLK STATE		4:37	1-2	0-1	0-0	0-2-2	0	1	0	0	0	2
WASHINGTON STATE						--DNP--						
NORTH ALABAMA		2:38	1-2	0-0	0-0	0-0-0	0	1	0	0	0	2
TENNESSEE						--DNP--						
at Texas A&M		1:00	0-1	0-0	0-0	0-0-0	0	0	0	0	0	0
at Ole Miss						--DNP--						
LSU						--DNP--						
at Vanderbilt						--DNP--						
ALABAMA						--DNP--						
GEORGIA		1:28	0-0	0-0	0-0	0-0-0	0	0	0	0	0	0
SOUTH CAROLINA						--DNP--						
at Arkansas						--DNP--						
at Missouri		1:38	0-1	0-1	0-0	0-0-0	1	0	1	0	0	0
KENTUCKY		2:10	1-2	0-1	0-0	0-0-0	1	0	0	0	0	2
at Alabama						--DNP--						
at LSU						--DNP--						
TEXAS A&M						--DNP--						
MISSISSIPPI STATE						--DNP--						
at Florida						--DNP--						

YOUNG'S CAREER STATISTICS

		Field Goals		3-Point		F-Throws		Rebounds				Scoring								
SEASON	TEAM	GP-GS	MIN/AVG	FG-FGA	FG%	3FG-3FGA	3FG%	FT-FTA	FT%	OFF	DEF	TOT	AVG	PF-FO	A	TO	BLK	STL	PTS	AVG
2023-24	AUB	10-0	43/4.3	8-17	.471	0-5	.000	0-0	.000	4	4	8	0.8	5-0	2	3	0	2	16	1.6
TOTAL		10-0	43/4.3	8-17	.471	0-5	.000	0-0	.000	4	4	8	0.8	5-0	2	3	0	2	16	1.6



Honesty SCOTT-GRAYSON

#23

Graduate Student • Guard • 5-8
Brick, N.J. • Riverdale Baptist HS (Md.) • Baylor

- **SEC Player of the Week, USBWA Player of the Week (1/16) after 21 points, 5 rebounds in upset win over No. 7 LSU**
- Equaled career-high with 31 points vs. #1 South Carolina; third career 30+ point game (2/1)
- Has scored 15+ points in 13 of 14 SEC games; currently 2nd in SEC in scoring in conference games (19.9 ppg)
- 20+ points seven times in SEC play
- Scored 24 points with 5 rebounds, 3 assists in just 19 minutes vs. Alabama State (12/13)
- 18 points, led AU with 4 assists in homecoming game at Rutgers (11/12)
- Career-high 31 points vs. North Carolina A&T (12/15/22)
- Graduated from Auburn in December 2022 with degree in psychology; currently in graduate school

SEASON HIGHS

Points		
31	vs. South Carolina	2/1/24
Rebounds		
9	vs. California	11/17/23
Assists		
6	at Vanderbilt	1/18/24
Blocks		
3	at Arkansas	2/4/24
Steals		
5	vs. Clemson	11/30/23
Field Goals		
11	vs. South Carolina	2/1/24
Field Goal Attempts		
23	2x; last at LSU	2/22/24
3-Point Field Goals		
5	at LSU	2/22/24
3-Point FG Attempts		
11	vs. UL-Lafayette	11/9/23
Free Throws		
8	vs. South Carolina	2/1/24
Free Throw Attempts		
10	vs. South Carolina	2/1/24

Opponent	Start	Min.	FG-A	3PT-A	FT-A	O-D-T	PF	Ast.	TO	Blk.	St.	Pts.
JACKSONVILLE STATE	*	27:21	5-10	1-2	3-4	1-5-6	3	3	6	0	1	14
LOUISIANA-LAFAYETTE	*	34:57	5-18	3-11	2-2	0-8-8	3	2	3	0	2	15
at Rutgers	*	35:00	6-19	0-3	6-7	0-3-3	4	4	4	0	1	18
CALIFORNIA		28:20	6-16	1-4	5-7	2-7-9	3	2	1	1	1	18
at UCF	*	14:32	2-6	0-2	0-0	0-0-0	4	0	1	0	0	4
ALABAMA A&M						--DNP--						
CLEMSON	*	27:22	6-14	1-5	5-8	0-4-4	1	5	3	0	5	18
at UAB	*	30:08	9-16	1-1	3-4	0-1-1	2	4	2	0	1	22
at Little Rock	*	34:30	5-14	1-3	1-2	0-1-1	2	2	4	0	2	12
ALABAMA STATE	*	19:31	10-16	2-3	2-2	2-3-5	1	3	0	0	0	24
NORFOLK STATE	*	23:45	4-13	0-5	4-5	1-3-4	2	0	3	0	1	12
WASHINGTON STATE	*	34:43	5-11	2-5	5-6	0-5-5	3	1	3	0	3	17
NORTH ALABAMA	*	31:44	4-10	1-2	2-3	1-2-3	1	4	3	0	1	11
TENNESSEE	*	21:36	6-15	0-3	4-5	3-2-5	2	1	1	0	1	16
at Texas A&M	*	29:20	7-17	1-3	0-0	0-1-1	1	1	0	1	1	15
at Ole Miss	*	19:49	4-12	1-3	7-9	1-2-3	4	1	2	1	0	16
LSU	*	31:20	9-21	1-5	2-3	0-5-5	2	2	3	0	2	21
at Vanderbilt	*	32:58	6-23	1-9	2-2	3-3-6	1	6	4	0	1	15
ALABAMA	*	25:09	6-9	0-1	7-8	0-0-0	3	2	1	0	0	19
GEORGIA	*	33:39	6-17	3-8	6-8	0-6-6	0	1	3	1	2	21
SOUTH CAROLINA	*	33:28	11-23	1-3	8-10	1-1-2	1	1	4	1	2	31
at Arkansas	*	36:45	10-20	4-9	3-4	1-4-5	3	4	2	3	3	27
at Missouri	*	35:40	8-13	1-3	7-7	1-4-5	4	3	4	0	1	24
KENTUCKY	*	31:48	9-18	0-2	4-4	3-5-8	1	4	5	0	1	22
at Alabama	*	36:46	6-19	1-5	2-5	1-4-5	2	3	3	0	1	15
at LSU	*	32:37	10-23	5-8	3-5	0-4-4	3	0	3	1	3	28
TEXAS A&M	*	30:10	2-14	1-4	4-4	3-4-7	4	2	2	0	2	9
MISSISSIPPI STATE												
at Florida												

CAREER HIGHS (incl. 18-19 at Baylor)

Points		
31	2x; last vs. South Carolina	2/1/24
Rebounds		
14	vs. Florida	2/14/22
Assists		
6	3x; last at Vanderbilt	1/18/24
Blocks		
4	at Alabama	1/2/22
Steals		
5	8x; last vs. Clemson	11/30/23
Field Goals		
11	vs. South Carolina	2/1/24
Field Goal Attempts		
23	2x; last at LSU	2/22/24
3-Point Field Goals		
5	at LSU	2/22/24
3-Point FG Attempts		
11	3x; last vs. UL-Lafayette	11/9/23
Free Throws		
8	2x; last vs. South Carolina	2/1/24
Free Throw Attempts		
10	vs. South Carolina	2/1/24

SCOTT-GRAYSON'S CAREER STATISTICS

SEASON	TEAM	GP-GS	MIN/AVG	Field Goals		3-Point		F-Throws		Rebounds				Scoring						
				FG-FGA	FG%	3FG-3FGA	3FG%	FT-FTA	FT%	OFF	DEF	TOT	AVG	PF-FO	A	TO	BLK	STL	PTS	AVG
2018-19	Baylor	29-0	193/6.7	25-51	.490	5-11	.455	19-26	.731	10	15	25	0.9	26-1	24	24	3	9	74	2.6
2020-21	AUB	24-24	680/28.4	129-318	.406	22-73	.301	67-88	.761	21	78	99	4.1	58-0	41	47	5	50	347	14.5
2021-22	AUB	28-27	870/31.1	135-342	.395	19-74	.257	74-110	.673	34	125	159	5.7	76-3	53	68	10	37	363	13.0
2022-23	AUB	28-27	801/28.6	125-314	.398	45-122	.369	60-86	.698	18	84	102	3.6	76-2	63	64	14	65	355	12.7
2023-24	AUB	26-25	773/29.7	167-407	.410	33-112	.295	97-124	.782	24	87	111	4.3	60-0	61	70	9	38	464	17.8
TOTAL FOR AUB		106-103	3124/29.5	556-1381	.403	119-381	.312	298-408	.730	97	374	471	4.4	270-5	218	249	38	190	1529	14.4
TOTAL		135-103	3317/24.6	581-1432	.406	124-392	.316	317-434	.730	107	389	496	3.7	296-6	242	273	41	199	1603	11.9



Carsen McFADDEN

#24

Senior • Guard • 5-7
Fairview, Texas • Lovejoy HS

- Played 10 minutes vs. Alabama State; scored 3 points with career-best 2 steals (12/13)
- Hit 3-pointer in closing seconds vs. Jacksonville State (11/6)
- Played in 16 games as a junior
- Scored career-high 4 points in wins over UL-Lafayette (12/11/22) and Samford (12/18/22)
- Made first postseason appearance with 2 points in WNIT win over Tulane (3/17)
- Has appeared in 30 games over three seasons
- Three-time SEC Academic Honor Roll selection
- Has a twin sister, Claire, who also attends Auburn

SEASON HIGHS

Points	3	2x; last vs. Alabama State	12/13/23
Rebounds	1	2x; last vs. Norfolk State	12/16/23
Assists			
Blocks			
Steals	2	vs. Alabama State	12/13/23
Field Goals	1	2x; last vs. Alabama State	12/13/23
Field Goal Attempts	5	vs. Alabama State	12/13/23
3-Point Field Goals	1	vs. Jacksonville State	11/6/23
3-Point FG Attempts	2	vs. Clemson	11/30/23
Free Throws	1	vs. Alabama State	12/13/23
Free Throw Attempts	1	vs. Alabama State	12/13/23

Opponent	Start	Min.	FG-A	3PT-A	FT-A	O-D-T	PF	Ast.	TO	Blk.	St.	Pts.
JACKSONVILLE STATE		1:58	1-1	1-1	0-0	0-0-0	0	0	0	0	0	3
LOUISIANA-LAFAYETTE						--DNP--						
at Rutgers						--DNP--						
CALIFORNIA						--DNP--						
at UCF						--DNP--						
ALABAMA A&M		5:02	0-0	0-0	0-0	0-0-0	0	0	0	0	0	0
CLEMSON		3:17	0-2	0-2	0-0	0-0-0	1	0	0	0	0	0
at UAB						--DNP--						
at Little Rock						--DNP--						
ALABAMA STATE		10:00	1-5	0-0	1-1	1-0-1	0	0	0	0	2	3
NORFOLK STATE		4:37	0-0	0-0	0-0	0-1-1	0	0	0	0	0	0
WASHINGTON STATE						--DNP--						
NORTH ALABAMA		2:38	0-1	0-1	0-0	0-0-0	0	0	0	0	0	0
TENNESSEE						--DNP--						
at Texas A&M		0:51	0-0	0-0	0-0	0-0-0	0	0	0	0	0	0
at Ole Miss						--DNP--						
LSU						--DNP--						
at Vanderbilt						--DNP--						
ALABAMA						--DNP--						
GEORGIA		1:28	0-0	0-0	0-0	0-0-0	0	0	0	0	0	0
SOUTH CAROLINA						--DNP--						
at Arkansas						--DNP--						
at Missouri						--DNP--						
KENTUCKY		2:10	0-0	0-0	0-0	0-0-0	0	0	0	0	0	0
at Alabama						--DNP--						
at LSU						--DNP--						
TEXAS A&M						--DNP--						
MISSISSIPPI STATE						--DNP--						
at Florida						--DNP--						

CAREER HIGHS

Points	4	2x; last vs Samford	12/18/22
Rebounds	3	vs. UCF	12/3/22
Assists	3	vs. South Alabama	12/13/20
Blocks			
Steals	2	2x; last vs. Alabama State	12/13/23
Field Goals	2	vs Samford	12/18/22
Field Goal Attempts	5	vs. UCF	12/3/22
3-Point Field Goals	1	2x; last vs. Jacksonville State	11/6/23
3-Point FG Attempts	2	2x; last vs. Clemson	11/30/23
Free Throws	2	vs. UL-Lafayette	12/11/22
Free Throw Attempts	3	vs. UL-Lafayette	12/11/22

McFADDEN'S CAREER STATISTICS

SEASON	TEAM	GP-GS	MIN/AVG	Field Goals		3-Point		F-Throws		Rebounds				Scoring						
				FG-FGA	FG%	3FG-3FGA	3FG%	FT-FTA	FT%	OFF	DEF	TOT	AVG	PF	FO	A	TO	BLK	STL	PTS
2020-21	AUB	6-0	20/3.3	1-3	.333	0-0	.000	1-2	.500	2	1	3	0.5	0-0	4	1	0	1	3	0.5
2021-22	AUB	8-0	29/3.6	1-6	.167	0-1	.000	0-0	.000	0	4	4	0.5	6-0	1	4	0	0	2	0.3
2022-23	AUB	16-0	51/3.2	5-18	.278	1-6	.167	2-3	.667	5	5	10	0.6	6-0	2	2	0	2	13	0.8
2023-24	AUB	9-0	32/3.6	2-9	.222	1-4	.250	1-1	1.000	1	1	2	0.2	1-0	0	0	0	2	6	0.7
TOTAL		39-0	132/3.4	9-36	.250	2-11	.182	4-6	.667	8	11	19	0.5	13-0	7	7	0	5	24	0.6



Savannah SCOTT

Freshman • Center • 6-4
Conway, Ark. • Conway HS

#30

• SEC Freshman of the Week (11/14)

- 5 points, 5 offensive rebounds in win over Texas A&M (2/25)
- Career-high 3 blocks at LSU (2/22)
- First career double-double with 21 points, 11 rebounds in win at Rutgers (11/12)
- Stellar debut with 13 points (6-7 FG), team-best 8 rebounds in season opener vs. Jacksonville State (11/6)
- Helped lead Conway HS to 2023 Arkansas state title and No. 16 national ranking; had 14 points and 12 rebounds in state championship game
- Ranked as No. 6 player in Arkansas in 2021 Girls Fab40
- Provides much-needed size in the post for Auburn

SEASON/CAREER HIGHS

Points	21	at Rutgers	11/12/23
Rebounds	11	at Rutgers	11/12/23
Assists	1	4x; last at Ole Miss	1/11/24
Blocks	3	at LSU	2/22/24
Steals	1	2x; last at LSU	2/22/24
Field Goals	8	at Rutgers	11/12/23
Field Goal Attempts	10	at Rutgers	11/12/23
3-Point Field Goals			
3-Point FG Attempts			
Free Throws	5	at Rutgers	11/12/23
Free Throw Attempts	12	at Rutgers	11/12/23

Opponent	Start	Min.	FG-A	3PT-A	FT-A	O-D-T	PF	Ast.	TO	Blk.	St.	Pts.
JACKSONVILLE STATE	*	22:43	6-7	0-0	1-1	3-5-8	2	1	2	1	0	13
LOUISIANA-LAFAYETTE	*	26:35	6-9	0-0	4-4	5-1-6	2	1	1	0	0	16
at Rutgers	*	32:58	8-10	0-0	5-12	5-6-11	1	0	0	2	0	21
CALIFORNIA	*	34:02	1-3	0-0	0-0	2-2-4	3	0	1	0	0	2
at UCF	*	8:36	0-1	0-0	0-0	0-2-2	2	0	3	1	0	0
ALABAMA A&M	*	18:26	4-4	0-0	0-0	1-2-3	1	1	2	0	0	8
CLEMSON		15:57	0-1	0-0	0-0	1-3-4	1	0	1	0	0	0
at UAB		11:53	1-1	0-0	0-0	1-1-2	0	0	1	0	0	2
at Little Rock		17:04	3-6	0-0	0-0	3-3-6	2	0	1	0	0	6
ALABAMA STATE		12:28	3-3	0-0	2-2	0-3-3	1	0	0	0	0	8
NORFOLK STATE		15:21	1-2	0-0	1-4	0-2-2	1	0	1	0	0	3
WASHINGTON STATE		8:19	0-1	0-0	2-2	2-0-2	0	0	0	0	0	2
NORTH ALABAMA		1:32	0-1	0-0	0-0	1-0-1	0	0	0	0	0	0
TENNESSEE		15:47	2-3	0-0	0-0	1-0-1	0	0	0	0	0	4
at Texas A&M	*	12:16	0-1	0-0	0-0	1-0-1	1	0	0	0	0	0
at Ole Miss	*	13:38	1-3	0-0	1-2	3-1-4	1	1	1	0	0	3
LSU		11:37	0-1	0-0	0-0	1-2-3	3	0	2	1	0	0
at Vanderbilt		6:52	1-2	0-0	1-2	0-1-1	1	0	0	0	0	3
ALABAMA	*	22:22	4-7	0-0	2-2	2-3-5	0	0	1	0	0	10
GEORGIA	*	18:38	3-6	0-0	0-0	3-2-5	0	0	1	1	1	6
SOUTH CAROLINA	*	24:14	2-3	0-0	0-0	1-3-4	1	0	0	2	0	4
at Arkansas						--DNP--						
at Missouri	*	14:16	2-3	0-0	0-0	3-0-3	2	0	1	1	0	4
KENTUCKY	*	12:00	1-3	0-0	0-0	1-2-3	2	1	0	0	0	2
at Alabama	*	10:11	2-4	0-0	0-0	0-1-1	1	0	0	2	0	4
at LSU	*	18:18	1-2	0-0	0-0	0-0-0	3	0	1	3	1	2
TEXAS A&M	*	10:57	2-3	0-0	1-2	5-0-5	1	0	1	0	0	5
MISSISSIPPI STATE												
at Florida												

SCOTT'S CAREER STATISTICS

SEASON	TEAM	GP-GS	MIN/AVG	Field Goals		3-Point		F-Throws		Rebounds				Scoring						
				FG-FGA	FG%	3FG-3FGA	3FG%	FT-FTA	FT%	OFF	DEF	TOT	AVG	PF-FO	A	TO	BLK	STL	PTS	AVG
2023-24	AUB	26-16	417/16.0	54-90	.600	0-0	.000	20-33	.606	45	45	90	3.5	32-0	5	21	14	2	128	4.9
TOTAL		26-16	417/16.0	54-90	.600	0-0	.000	20-33	.606	45	45	90	3.5	32-0	5	21	14	2	128	4.9



Timya THURMAN

#32

Freshman • Center • 6-5
Linden, Ala. • Linden HS

- Played significant minutes vs. #1 South Carolina; led Tigers with career-high 3 blocks along with 2 rebounds, 2 points (2/1)
- First SEC points with late layup in win over Georgia (1/29)
- Season-best 4 points along with 1 rebound, 1 block in win over Norfolk State (12/16)
- Scored first collegiate points in win over Alabama A&M, finished with 3 points, 2 rebounds, 1 block, 1 assist (11/26)
- Had 1 rebound in Auburn debut vs. Jacksonville State (11/6)
- Only player on Auburn roster from Alabama
- Named to Alabama-Mississippi All-Star Game in 2023
- Alabama Class 1A Player of the Year in 2022; averaged 25 points and 20 rebounds as a junior at Linden HS
- Three-time first-team all-state selection

SEASON/CAREER HIGHS

Points	4	vs. Norfolk State	12/16/23
Rebounds	2	2x; last vs. South Carolina	2/1/24
Assists	2	vs. Alabama State	12/13/23
Blocks	3	vs. South Carolina	2/1/24
Steals	1	vs. Alabama State	12/13/23
Field Goals	1	5x; last vs. South Carolina	2/1/24
Field Goal Attempts	5	vs. South Carolina	2/1/24
3-Point Field Goals			
3-Point FG Attempts			
Free Throws	1	3x; last vs. North Alabama	12/31/23
Free Throw Attempts	2	2x; last vs. Alabama State	12/13/23

Opponent	Start	Min.	FG-A	3PT-A	FT-A	O-D-T	PF	Ast.	TO	Blk.	St.	Pts.
JACKSONVILLE STATE		1:58	0-0	0-0	0-0	0-1-1	1	0	0	0	0	0
LOUISIANA-LAFAYETTE						--DNP--						
at Rutgers						--DNP--						
CALIFORNIA		1:03	0-0	0-0	0-0	0-0-0	0	0	0	0	0	0
at UCF						--DNP--						
ALABAMA A&M		10:14	1-2	0-0	1-2	2-0-2	0	1	0	1	0	3
CLEMSON		3:48	1-1	0-0	0-0	0-1-1	0	0	0	0	0	2
at UAB						--DNP--						
at Little Rock		4:06	0-1	0-0	0-0	0-0-0	0	0	0	0	0	0
ALABAMA STATE		6:18	0-2	0-0	1-2	1-0-1	0	2	0	1	1	1
NORFOLK STATE		4:37	2-3	0-0	0-0	0-1-1	1	0	1	1	0	4
WASHINGTON STATE						--DNP--						
NORTH ALABAMA		2:38	1-1	0-0	1-1	0-0-0	0	0	0	0	0	3
TENNESSEE						--DNP--						
at Texas A&M		1:00	0-0	0-0	0-0	0-0-0	0	0	0	0	0	0
at Ole Miss						--DNP--						
LSU						--DNP--						
at Vanderbilt						--DNP--						
ALABAMA						--DNP--						
GEORGIA		1:28	1-1	0-0	0-0	0-0-0	0	0	0	0	0	1
SOUTH CAROLINA		14:01	1-5	0-0	0-0	1-1-2	2	0	2	3	0	2
at Arkansas						--DNP--						
at Missouri		3:10	0-0	0-0	0-0	0-0-0	0	0	0	0	0	0
KENTUCKY		2:49	0-0	0-0	0-0	0-0-0	1	0	2	0	0	0
at Alabama		0:46	0-0	0-0	0-0	0-0-0	0	0	0	0	0	0
at LSU						--DNP--						
TEXAS A&M						--DNP--						
MISSISSIPPI STATE												
at Florida												

THURMAN'S CAREER STATISTICS

		Field Goals		3-Point		F-Throws		Rebounds				Scoring								
SEASON	TEAM	GP-GS	MIN/AVG	FG-FGA	FG%	3FG-3FGA	3FG%	FT-FTA	FT%	OFF	DEF	TOT	AVG	PF-FO	A	TO	BLK	STL	PTS	AVG
2023-24	AUB	15-0	60/4.0	7-16	.438	0-0	.000	3-5	.600	4	4	8	0.5	5-0	3	5	6	1	17	1.1
TOTAL		15-0	60/4.0	7-16	.438	0-0	.000	3-5	.600	4	4	8	0.5	5-0	3	5	6	1	17	1.1

Exhibition | Oct. 30, 2023 | Auburn, Ala.
Auburn 77, West Georgia 49

Official Basketball Box Score - Final
West Ga. at Auburn
10/30/23 Neville Arena, Auburn, Ala.
2023-24 Women's Basketball

Game Time: 7:00 PM
Game Duration: 1:45



NO.	Name	Min	FG	3P	FT	Rebounds		Fouls	TP	AS	TO	ST	Blocks		+/-		
						OR	DR						BS	BA			
24	Alyyah Washington	F 26:23	3-5	1-2	2-2	0	5	5	4	4	9	0	6	1	0	0	-8
2	Zuriyah Davis	G 19:32	2-12	1-7	0-0	0	1	1	2	2	0	1	0	0	1	0	-12
5	Katelyn Dunning	G 21:50	0-2	0-1	0-0	0	1	1	2	0	1	7	1	0	1	0	-20
3	Mykah Anderson	G 13:56	0-1	0-1	1-2	0	0	0	2	1	1	0	4	2	0	0	-11
4	Jada Powell	24:20	3-5	0-0	2-3	2	7	9	2	8	1	3	0	1	0	-23	
10	Callie Thrower	21:15	2-4	1-1	0-0	0	1	1	0	1	5	2	1	0	0	0	-19
1	Sydne Tolbert	26:34	2-4	0-1	2-2	0	1	1	2	2	6	2	5	2	0	0	-15
32	K'Nari Holliday	11:23	2-9	0-0	0-0	3	5	8	0	4	0	2	0	0	3	-15	
13	Becca Ledford	10:36	0-1	0-0	0-0	0	0	0	1	0	0	0	0	0	1	2	
11	Sophia Singer	02:09	0-1	0-0	0-0	1	0	1	1	1	0	0	0	0	1	-12	
20	Arna Gerratt	11:09	1-2	1-2	0-0	0	3	3	0	3	0	0	0	1	0	-13	
12	Alison Hiddema	03:21	0-0	0-0	4-4	0	0	0	2	4	0	1	0	0	0	2	
23	Lindsay Garner	03:21	1-1	0-0	0-0	0	0	0	0	2	0	0	0	0	0	2	
30	Taylor Williams	03:21	1-1	0-0	0-0	0	0	0	1	0	2	1	0	0	1	0	
Team						2	4	6	0	0	0	0	0	0	0	0	
Totals			17-48	4-15	11-13	8	28	36	14	19	49	7	30	6	3	7	-28

Officials: Talisa Green, Royce Blevins, Aaron Brooks

Shooting By Period	
1st FG%	4-12 33.3%
3PT%	1-2 50.0%
FT%	0-0 0%
2nd FG%	3-9 33.3%
3PT%	1-3 33.3%
FT%	2-4 50%
3rd FG%	4-14 28.6%
3PT%	0-5 0%
FT%	2-2 100%
4th FG%	6-13 46.2%
3PT%	2-5 40%
FT%	7-7 100%
GM FG%	17-48 35.4%
3PT%	4-15 26.7%
FT%	11-13 84.6%

Dead Ball Rebounds: 3, 2

Technical Fouls: NONE

NO.	Name	Min	FG	3P	FT	Rebounds		Fouls	TP	AS	TO	ST	Blocks		+/-		
						OR	DR						BS	BA			
30	Savannah Scott	C 14:47	1-2	0-0	0-0	0	0	0	1	2	0	1	0	0	0	12	
2	JaMya Mingo-Young	G 20:22	1-7	0-0	1-2	3	5	8	0	2	3	2	1	1	1	8	
4	Kaitlyn Duhon	G 15:28	3-6	0-0	0-0	2	2	4	3	1	6	1	4	6	0	10	
5	Sydney Shaw	G 25:43	4-11	2-6	0-0	1	1	1	1	1	10	1	0	1	1	13	
23	Honesty Scott-Grayson	G 23:24	6-10	1-2	0-0	1	1	2	1	1	13	1	1	0	0	13	
3	McKenna Eddings	14:17	2-10	0-4	0-0	1	2	1	0	4	0	0	0	1	0	15	
12	Mar'shaun Bostic	18:38	4-6	0-0	1-1	2	2	3	8	5	2	2	0	0	0	18	
14	Taylen Collins	15:39	6-11	0-0	3-5	4	1	5	1	3	15	1	1	2	0	16	
20	Oyindamola Akinbolawa	10:23	0-2	0-0	0-0	0	4	4	3	0	0	1	0	1	0	9	
1	Celia Sumbane	15:22	7-7	0-0	2-2	4	2	4	2	14	0	0	4	0	0	16	
0	Yakiya Milton	05:30	0-0	0-0	1-2	3	2	0	0	0	0	0	0	2	0	10	
32	Timya Thurman	09:20	1-2	0-0	1-1	2	1	2	1	0	2	0	0	0	1	-3	
21	Audia Young	07:46	0-5	0-2	0-0	0	0	0	2	1	0	0	0	0	0	5	
24	Carsen McFadden	03:21	0-1	0-0	0-0	1	0	1	0	0	0	0	0	0	1	-2	
Team						0	1	1	0	0	0	0	0	0	0	0	
Totals			35-80	3-14	4-10	17	22	39	19	14	77	11	11	16	7	3	28

Technical Fouls: NONE

Biggest lead	Points from Turnovers		Period by Period Scoring				
	CSU	Auburn	1st	2nd	3rd	4th	
0 (1 st 10:00)	35 (4 th 6:28)	6	30	9	9	10	21
Best Scoring Run	7 (4 th 2:49)	11 (4 th 6:28)	Paint	26	58	2nd Chance	2
Lead Changes	0	0	Fast Breaks	6	22	Bench	26
Times Tied	0	0	Auburn	19	18	17	23
Time with Lead	00:00	39:33					

Exhibition | Nov. 2, 2023 | Auburn, Ala.
Auburn 94, Columbus State 65

Official Basketball Box Score - Final
Columbus St. at Auburn
11/02/23 Neville Arena, Auburn, Ala.
2023-24 Women's Basketball

Game Time: 7:00 PM
Game Duration: 2:04



NO.	Name	Min	FG	3P	FT	Rebounds		Fouls	TP	AS	TO	ST	Blocks		+/-		
						OR	DR						BS	BA			
10	Jasmine Rai	F 23:45	2-8	2-5	0-0	0	5	5	1	1	6	1	1	0	3	-23	
23	Bre'Lyn Snipes	C 18:37	3-9	0-1	1-2	2	0	2	2	1	7	0	2	0	0	3	
4	Lacy Robins	G 17:29	1-6	1-4	4-4	1	1	2	4	3	7	4	4	3	2	-4	
11	Letiyia Reeves	G 29:37	4-12	0-0	2-3	2	2	4	3	3	10	1	4	1	1	0	
24	Olonna Rawls	G 32:21	4-9	0-0	2-3	4	4	8	4	2	10	1	5	2	0	0	
3	Amber Abusbeih	25:15	2-8	2-6	0-0	1	1	2	1	1	6	1	5	0	0	0	
21	Jillian Brett	22:54	2-6	1-4	0-0	0	1	1	3	1	5	1	2	1	0	0	
22	Simone Letz	07:34	1-2	0-0	0-0	0	2	2	0	1	2	1	0	0	0	4	
15	Amanda Ogbonna	01:49	0-0	0-0	0-0	0	1	1	1	0	0	0	0	0	0	3	
13	Olivia West	02:45	0-1	0-1	0-0	0	0	0	1	1	0	0	0	0	0	0	
25	Maya Jackson	05:40	1-1	0-0	0-0	1	1	2	0	2	0	2	0	0	0	1	
14	Zuzanna Rudenko	11:50	3-3	0-0	4-4	3	0	3	0	3	10	0	1	0	0	0	
0	Allison Loveman	00:24	0-0	0-0	0-0	0	0	0	0	0	0	0	0	0	0	2	
Team						0	1	1	0	0	0	0	0	0	0	0	
Totals			23-65	6-21	13-16	14	19	33	22	17	65	11	25	8	7	6	-29

Officials: Meadow Overstreet, Carla Fountain, Kyle Galloway

Shooting By Period	
1st FG%	6-17 35.3%
3PT%	2-5 40.0%
FT%	4-5 80%
2nd FG%	5-18 27.8%
3PT%	3-6 50%
FT%	1-2 50%
3rd FG%	1-2 50%
3PT%	0-7 0%
FT%	1-2 50%
4th FG%	7-13 53.8%
3PT%	1-3 33.3%
FT%	7-7 100%
GM FG%	23-65 35.4%
3PT%	6-21 28.6%
FT%	13-16 81.3%

Dead Ball Rebounds: 1, 0

Technical Fouls: NONE

NO.	Name	Min	FG	3P	FT	Rebounds		Fouls	TP	AS	TO	ST	Blocks		+/-		
						OR	DR						BS	BA			
14	Taylen Collins	F 17:18	1-7	0-0	1-4	2	2	4	2	3	3	4	2	0	1	12	
30	Savannah Scott	C 16:34	2-2	0-0	0-0	2	1	3	0	1	4	0	0	0	1	0	
5	Sydney Shaw	G 22:22	6-13	0-3	0-0	1	3	4	2	12	0	1	2	1	1	12	
12	Mar'shaun Bostic	G 29:15	5-9	0-0	3-6	1	6	7	3	6	13	5	6	3	1	23	
23	Honesty Scott-Grayson	F 19:53	6-9	2-4	6-8	0	4	0	4	0	20	5	1	1	0	14	
4	Kaitlyn Duhon	27:46	4-6	0-0	2-2	5	5	10	1	1	11	3	1	6	1	0	
1	Celia Sumbane	13:05	3-8	0-0	5-6	2	4	2	1	3	10	0	2	3	1	25	
3	McKenna Eddings	13:30	2-3	1-1	2-4	0	2	2	0	2	7	0	0	0	1	10	
20	Oyindamola Akinbolawa	07:48	4-5	0-0	0-0	1	2	3	0	0	8	0	2	0	0	6	
0	Yakiya Milton	08:43	1-1	0-0	0-2	1	1	2	1	1	2	0	0	0	0	16	
32	Timya Thurman	07:26	2-2	0-0	0-0	1	0	1	1	0	4	0	2	0	0	-1	
21	Audia Young	10:00	0-3	0-0	0-0	0	0	0	0	0	0	1	0	0	0	2	
24	Carsen McFadden	06:20	0-2	0-1	0-0	1	0	1	2	0	0	0	0	0	0	-2	
Team						3	1	4	0	0	0	0	0	0	0	0	
Totals			36-70	3-9	19-32	20	29	49	17	22	94	17	17	19	6	7	29

Technical Fouls: NONE

Biggest lead	Points from Turnovers		Period by Period Scoring			
	CSU	Auburn	1st	2nd	3rd	4th
1 (1 st 8:10)	33 (4 th 6:14)	2	31			

2023-24 AUBURN WOMEN'S BASKETBALL

Game 28 | Auburn vs. Mississippi State | Feb. 29, 2024

Game 3 | Nov. 12, 2023 | Piscataway, N.J.
Auburn 76, Rutgers 56

Game 4 | Nov. 17, 2023 | Auburn, Ala.
California 67, Auburn 53

Official Basketball Box Score - Final
Auburn at Rutgers
11/12/23 Jersey Mike's Arena, Piscataway
2023-24 Women's Basketball
Game Time: 5:00 PM
Game Duration: 2:12
Attendance: 1,619
Officials: Felicia Grinter, Gina Cross, Natasha Harris

Auburn - 76													Record: 3-0												
NO.	Name	Min	FG	3P	FT	Rebounds	Fouls	TP	AS	TO	ST	Blocks	BS	BA	+/-	Shooting By Period									
			M-A	M-A	M-A	OR	DR	PF				BS	BA		1st	2nd	3rd								
14	Taylen Collins	F 10:44	3-3	0-0	1-1	1	2	3	4	2	7	1	0	1	0	0	9	31.3%							
30	Savannah Scott	C 32:58	8-10	0-0	5-12	5	6	11	1	7	21	0	0	2	0	22	100%								
5	Sydney Shaw	G 27:37	2-8	1-4	5-6	0	3	3	1	1	10	0	2	1	0	0	6	64.7%							
12	Mar'Shaun Bostic	G 26:30	4-7	0-0	1-1	0	1	1	3	3	9	3	4	2	1	1	9	66.7%							
23	Honesty Scott-Grayson	G 35:00	6-19	0-3	6-7	0	3	3	4	5	18	4	4	1	0	2	20	100%							
4	Kaitlyn Duhon	17:38	0-2	0-0	0-0	0	2	2	1	2	0	1	1	1	0	0	9	35.7%							
3	McKenna Eddings	23:43	1-4	0-2	2-2	1	2	3	1	2	4	3	0	1	1	0	15	0.0%							
20	Oyindamola Akinbolawa	04:31	1-2	0-0	0-0	0	0	0	0	2	0	0	0	1	0	0	-3	0.0%							
1	Celia Sumbane	18:48	2-3	1-2	0-0	0	2	2	1	2	5	2	1	3	2	0	12	53.8%							
0	Yakiya Milton	02:31	0-0	0-0	0-2	1	1	2	0	1	0	0	0	1	0	1	0	54.5%							
Team																3PT%	0.2	0.0%							
Totals																GM FG%	27-58	46.6%							
																3PT%	2-11	18.2%							
																FT%	20-31	64.5%							

Technical Fouls: NONE

Official Basketball Box Score - Final
California at Auburn
11/17/23 Neville Arena, Auburn, Ala.
2023-24 Women's Basketball
Game Time: 7:00 PM
Game Duration: 1:54
Attendance: 2,559
Officials: Pustani Spurlock-Welsh, Saif Eshti, Carla Fountain

California - 67													Record: 4-0												
NO.	Name	Min	FG	3P	FT	Rebounds	Fouls	TP	AS	TO	ST	Blocks	BS	BA	+/-	Shooting By Period									
			M-A	M-A	M-A	OR	DR	PF				BS	BA		1st	2nd	3rd								
0	Ugonne Oriyah	F 34:29	2-6	0-0	2-4	4	15	19	3	4	6	0	0	2	3	0	17	29.4%							
7	Marta Suarez	F 37:19	9-19	5-9	4-4	2	5	7	3	2	27	0	6	1	0	0	14	50.0%							
1	Lellani McIntosh	G 39:38	7-16	0-0	5-6	3	5	8	3	8	19	6	3	0	0	0	12	40.0%							
15	Kemery Martin	G 29:00	2-7	1-3	4-5	0	1	1	0	3	9	0	0	0	0	0	12	46.7%							
24	McKayla Williams	G 37:07	2-7	0-2	0-0	2	7	9	3	1	4	2	2	1	1	1	17	100%							
12	Ila Lane	05:31	0-0	0-0	0-0	1	1	2	0	1	0	0	0	0	0	0	-3	0.0%							
21	Mia Mas trov	16:50	1-6	0-4	0-0	0	0	0	0	2	0	0	1	2	0	0	1	20.0%							
10	Lulu Laditan-Twidale	00:06	0-0	0-0	0-0	0	0	0	0	0	0	0	0	0	0	0	0	0.0%							
Team																3PT%	1-3	37.7%							
Totals																GM FG%	23-61	37.7%							
																3PT%	6-18	33.3%							
																FT%	15-19	78.9%							

Technical Fouls: NONE

Official Basketball Box Score - Final
Rutgers - 56

Rutgers - 56													Record: 2-1												
NO.	Name	Min	FG	3P	FT	Rebounds	Fouls	TP	AS	TO	ST	Blocks	BS	BA	+/-	Shooting By Period									
			M-A	M-A	M-A	OR	DR	PF				BS	BA		1st	2nd	3rd								
1	Destiny Adams	F 29:37	2-7	0-0	0-0	1	7	8	5	0	4	2	6	3	2	1	0	-24							
4	Antonia Bates	F 15:06	0-1	0-1	0-0	0	1	1	0	1	0	0	0	0	0	0	0	-12							
54	Chyna Cornwell	F 30:50	3-4	0-0	5-8	6	7	13	4	5	11	0	3	1	1	0	-11								
2	Kaylene Smikle	G 32:18	6-18	3-7	4-4	1	4	5	5	19	2	3	4	0	1	-7									
3	Mya Pettitord	G 32:19	2-9	1-4	3-5	1	0	1	3	8	3	3	3	0	2	-27									
24	Lisa Thompson	09:24	0-4	0-0	2-2	0	0	0	4	1	2	0	0	0	0	0	8								
20	Erica Lafayette	05:31	0-1	0-1	0-0	1	0	1	0	0	0	0	0	0	0	0	0								
22	Kassandra Brown	22:46	0-2	0-0	1-2	0	3	3	1	1	1	1	1	0	2	-13									
0	Jillian Huerter	22:08	4-7	3-6	0-0	0	2	2	2	0	11	1	1	1	0	0	-14								
Team																3PT%	2-6	33.3%							
Totals																GM FG%	17-53	32.1%							
																3PT%	7-19	36.8%							
																FT%	15-21	71.4%							

Technical Fouls: Thompson 4th 6:04

Official Basketball Box Score - Final
Auburn - 53

Auburn - 53													Record: 3-1												
NO.	Name	Min	FG	3P	FT	Rebounds	Fouls	TP	AS	TO	ST	Blocks	BS	BA	+/-	Shooting By Period									
			M-A	M-A	M-A	OR	DR	PF				BS	BA		1st	2nd	3rd								
3	McKenna Eddings	F 24:43	2-8	1-5	0-0	0	2	2	1	3	5	1	1	1	0	0	-11								
14	Taylen Collins	F 28:09	3-10	0-0	0-2	4	3	7	1	3	6	0	4	1	0	0	-16								
30	Savannah Scott	C 34:02	1-3	0-0	0-0	2	4	3	0	2	0	0	0	0	0	0	-24								
5	Sydney Shaw	G 19:23	2-9	1-3	0-0	0	3	3	2	0	0	0	0	0	0	-12									
12	Mar'Shaun Bostic	G 17:04	2-10	0-1	2-2	1	1	2	1	3	6	2	2	1	0	3	-5								
1	Celia Sumbane	13:34	1-3	0-1	0-0	0	3	3	0	2	0	0	1	1	0	0	3								
2	Ja'Mya Mingo-Young	13:44	0-3	0-1	0-0	0	2	2	3	0	0	0	0	0	0	0	-7								
23	Honesty Scott-Grayson	28:20	6-16	1-4	5-7	2	7	9	3	4	18	2	1	1	1	0	0								
4	Kaitlyn Duhon	15:05	4-5	0-0	1-2	1	2	1	2	1	9	0	0	1	1	0	-8								
20	Oyindamola Akinbolawa	04:55	0-0	0-0	0-0	1	0	1	3	0	0	0	0	1	0	0	8								
32	Timya Thurman	01:03	0-0	0-0	0-0	0	0	0	0	0	0	0	0	0	0	0	2								
Team																3PT%	5	16.7%							
Totals																GM FG%	21-67	31.3%							
																3PT%	3-15	20.0%							
																FT%	8-13	61.5%							

Technical Fouls: NONE

	AU	RU	Points from Turnovers	AU	RU	Period by Period Scoring
						1st 2nd 3rd 4th TOT
Biggest lead	23 (3 rd 7:31)	13 (1 st 3:28)	29	11	AU	11 27 17 21 76
Best Scoring Run	24 (2 nd 0:46)	11 (1 st 5:17)	46	20	RU	17 5 21 13 56
Lead Changes	2	1	Second Chance	13	15	
Times Tied	1	2	Fast Breaks	18	13	
Time with Lead	27:03	11:33	Bench	11	14	

	Cal	Auburn	Points from Turnovers	Cal	Auburn	Period by Period Scoring
						1st 2nd 3rd 4th TOT
Biggest lead	15 (3 rd 8:56)	3 (1 st 9:20)	13	11	Auburn	11 10 19 13 53
Best Scoring Run	10 (1 st 5:21)	4 (1 st 1:51)	32	26	Cal	14 19 19 15 67
Lead Changes	1	0	Second Chance	4	20	
Times Tied	0	1	Fast Breaks	13	4	
Time with Lead	36:39	02:41	Bench	2	29	

Game 5 | Nov. 20, 2023 | Orlando, Fla.
UCF 60, Auburn 53

Game 6 | Nov. 26, 2023 | Auburn, Ala.
Auburn vs. Alabama A&M

Official Basketball Box Score - Final
Auburn at UCF
11/20/23 Addition Financial Arena, Orlando
2023-24 Women's Basketball
Game Time: 7:00 PM
Game Duration: 2:06
Attendance: 1,180
Officials: Maj Forberg, Roy Gubeyan, Brian Garland

Auburn - 53													Record: 3-2												
NO.	Name	Min	FG	3P	FT	Rebounds	Fouls	TP	AS	TO	ST	Blocks	BS	BA	+/-	Shooting By Period									
			M-A	M-A	M-A	OR	DR	PF				BS	BA		1st	2nd	3rd								
14	Taylen Collins	F 32:57	4-9	0-0	3-4	4	4	8	1	5	11	0	4	0	1	0	-3								
30	Savannah Scott	C 08:36	0-1	0-0	0-0	0	2	2	2	0	3	0	1	0	0	0	-3								
5	Sydney Shaw	G 28:34	7-16	2-8	1-2	0	3	3	1	0	17	0	2	0	0	0	9								
12	Mar'Shaun Bostic	G 13:32	0-3	0-1	2-2	0	1	1	2	2	1	1	0	0	0	0	4								
23	Honesty Scott-Grayson	G 14:32	2-6	0-2	0-0	0	0	0	4	2	4	0	1	0	0	0	-14								
3	McKenna Eddings	02:30	0-2	0-1	0-0	1	0	1	0	0	0	0	0	0	0	0	-6								
1	Celia Sumbane	21:16	3-5	0-1	0-0	1	0	1	3	0	6	1	2	2	1	0	-9								
2	Ja'Mya Mingo-Young	26:27	3-6	0-1	1-2	0	2	2	0	1	7	4	1	0	0	0	-10								
4	Kaitlyn Duhon	14:46	1-3	0-1	1-2	1	3	4	1	3	1	1	2	0	0	0	-4								
20	Oyindamola Akinbolawa	18:18	1-2	0-0	0-2	1	4	5	1	2	2	0	0	1	1	0	-20								
15	Kionna Gaines	01:47	0-0	0-0	0-0	0	0	0	0	0	0	0	0	0	0	0	-3								
0	Yakiya Milton	16:45	0-2	0-0	1-2	0	2	3	1	1	0	1	1	2	0	0	16								
Team																3PT%	2-15	13.3%							
Totals																GM FG%	21-55	38.2%							
																3PT%	2-15	13.3%							
																FT%	9-16	56.3%							

Technical Fouls: NONE

Official Basketball Box Score - Final
Alabama A&M at Auburn
11/26/23 Neville Arena, Auburn, Ala.
2023-24 Women's Basketball
Game Time: 2:00 PM
Game Duration: 2:47
Attendance: 2,427
Officials: Pustani Spurlock-Welsh, Ashlee Goode, Kaz Bevery

Alabama A&M - 45													Record: 2-3												
NO.	Name	Min	FG	3P	FT	Rebounds	Fouls	TP</																	

2023-24 AUBURN WOMEN'S BASKETBALL

21 NCAA Tournaments • 3 Final Fours • 5 SEC Titles • 4 SEC Tournament Titles

Game 7 | Nov. 30, 2023 | Auburn, Ala.
Auburn 83, Clemson 53 - ACC/SEC Challenge

		Official Basketball Box Score - Final Clemson at Auburn 11/30/23 Neville Arena, Auburn, Ala. 2023-24 Women's Basketball										Game Time: 8:00 PM Game Duration: 2:10 Attendance: 2,388	
Clemson - 53		Record: 5-4										Officials: Felicia Grinter, Kristen Bell, Nykeshia Thompson	
NO. Name	Min	FG M-A	3P M-A	FT M-A	Rebounds OR DR TOT	Fouls PF FD	TP	AS	TO	ST	Blocks BS BA	+/-	
3 MaKayla Elmore	F 26:46	0-4	0-2	0-0	0 10 10	3 0	0	0	2	0	0	0	-11
5 Amari Robinson	F 27:42	1-6	0-0	3-4	1 6 7	5 3	5	1	3	1	0	0	-11
1 Dayshante Harris	G 14:15	5-10	0-0	4-5	2 0 2	5 4	14	0	5	1	0	1	-11
11 Maddi Cluse	G 24:38	2-7	1-2	2-7	2 3 5	2 5	7	0	4	1	0	1	-39
22 Ruby Whitehorn	G 24:07	4-6	0-0	3-4	1 3 4	5 4	11	0	6	1	0	1	-5
2 Nya Valentine	16:16	3-8	2-5	0-1	0 0 0	2 1	8	0	0	0	0	0	-10
0 Mackenzie Kramer	21:02	0-3	0-2	0-0	0 0 0	2 0	0	0	2	0	0	0	-17
21 Eno Inyang	11:38	1-2	0-0	0-0	0 0 2	2 2	0	2	0	0	0	0	-13
33 Danielle Rauch	20:28	0-2	0-2	4-4	0 3 3	1 3	4	2	6	1	0	0	-10
34 Amari Freeman	13:08	0-0	0-0	2-4	1 0 1	1 0	5	2	0	1	0	0	-15
Team					1 6 7	0	0	0	0	0	0	0	
Totals		16-48	3-16	18-29	8 33 41	27 25	53	4	29	5	0	3	-30
Technical Fouls:NONE													
Dead Ball Rebounds: 6, 0													

		Official Basketball Box Score - Final Auburn - 83										Game Time: 8:00 PM Game Duration: 2:10 Attendance: 2,388	
Auburn - 83		Record: 5-2										Officials: Felicia Grinter, Kristen Bell, Nykeshia Thompson	
NO. Name	Min	FG M-A	3P M-A	FT M-A	Rebounds OR DR TOT	Fouls PF FD	TP	AS	TO	ST	Blocks BS BA	+/-	
1 Celia Sumbane	F 11:14	1-1	0-0	0-0	0 1 1	4 0	2	0	2	0	0	0	4
14 Taylen Collins	F 26:16	2-2	0-0	2-4	3 2 5	3 4	6	0	1	2	2	0	20
5 Sydney Shaw	G 29:20	4-12	3-7	0-0	0 6 6	3 1	11	4	0	0	0	0	30
12 Mar'shaun Bostic	G 26:14	3-7	0-0	1-5	0 0 1	1 4	5	0	3	5	0	0	26
23 Honesty Scott-Grayson	G 27:22	6-14	1-5	5-8	0 4 4	1 9	18	5	3	5	0	0	26
30 Savannah Scott	15:57	0-1	0-0	0-0	1 3 4	1 0	0	0	1	0	0	0	10
2 JaMya Mingo-Young	16:41	3-4	1-1	9-11	1 2 3	2 6	16	3	0	1	1	0	9
3 McKenna Eddings	08:37	3-6	1-4	2-2	0 1 1	0 2	9	0	0	0	1	0	-2
4 Kaitlyn Duhon	16:45	5-10	0-0	0 0 3	1 1 0	10	0	1	3	0	0	0	12
20 Oyiandamola Akinbolawa	06:27	0-0	0-0	0-0	0 0 0	3 0	0	0	1	0	0	0	6
0 Yakiya Milton	03:36	0-0	0-0	0-0	0 0 0	2 0	0	0	1	0	0	0	1
21 Audia Young	04:26	1-1	0-0	0-0	0 1 1	0 0	2	0	0	0	0	0	3
32 Timya Thurman	03:48	1-1	0-0	0-0	0 1 1	0 0	2	0	0	0	0	0	3
24 Carsen McFadden	03:17	0-2	0-2	0-0	0 0 0	1 0	0	0	0	0	0	0	3
Team					2 4 6	0	0	0	0	0	0	0	3
Totals		29-61	6-19	19-30	7 29 36	25 27	83	16	13	17	3	0	30
Technical Fouls:NONE													
Dead Ball Rebounds: 3, 0													

Biggest lead		CLEM AUB		Points from Turnovers		CLEM AUB		Period by Period Scoring			
0 (1 st 10:00)		34 (4 th 1:03)		4 23		26 38		1st 2nd 3rd 4th TOT			
Best Scoring Run		6 (2 nd 8:26)		10 (3 rd 5:58)		2 7		CLEM 10 11 14 18 53			
Lead Changes		0		2		7 18		AUB 19 17 20 27 83			
Times Tied		0		0		16 39					
Time with Lead		00:00		38:59		16 39					

Game 8 | Dec. 3, 2023 | Birmingham, Ala.
Auburn 72, UAB 62

		Official Basketball Box Score - Final Auburn at UAB 12/03/23 Barlow Arena, Birmingham 2023-24 Women's Basketball										Game Time: 2:30 PM Game Duration: 1:57 Attendance: 861	
Auburn - 72		Record: 6-2										Officials: Carla Fountain, Bryan Brunette, Courtney Robinson	
NO. Name	Min	FG M-A	3P M-A	FT M-A	Rebounds OR DR TOT	Fouls PF FD	TP	AS	TO	ST	Blocks BS BA	+/-	
1 Celia Sumbane	F 19:19	1-3	0-0	3-4	2 3 5	4 2	5	1	2	1	1	0	6
14 Taylen Collins	F 35:05	3-7	0-0	2-4	3 5 8	2 3	8	3	3	1	2	0	7
5 Sydney Shaw	G 12:23	2-5	1-1	3-4	0 4 4	0 2	8	0	1	0	0	0	3
12 Mar'shaun Bostic	G 25:50	5-9	0-0	2-3	0 4 4	1 4	12	2	0	4	0	1	11
23 Honesty Scott-Grayson	G 30:08	9-16	1-1	3-4	0 1 1	2 3	22	4	2	1	0	0	16
2 JaMya Mingo-Young	19:19	2-5	0-0	1-2	0 3 3	2 2	5	3	2	1	0	0	12
3 McKenna Eddings	10:22	0-4	0-3	0-0	0 1 1	3 0	0	1	0	0	1	0	-5
4 Kaitlyn Duhon	14:19	3-7	0-0	0-2	2 4 6	4 4	6	0	2	0	1	0	-7
30 Savannah Scott	11:53	1-1	0-0	0-0	1 1 2	0 0	2	0	1	0	0	0	-5
0 Yakiya Milton	14:21	1-2	0-0	0-0	0 4 4	3 1	2	0	1	0	1	0	10
20 Oyiandamola Akinbolawa	07:01	1-1	0-0	0-0	0 0 0	0 0	1	0	0	0	0	0	2
Team					6 0 6	0	0	2	16	9	6	1	10
Totals		28-60	2-5	14-23	14 30 44	22 18	72	14	16	9	6	1	2
Technical Fouls:NONE													
Dead Ball Rebounds: 6, 0													

		Official Basketball Box Score - Final UAB - 62										Game Time: 2:30 PM Game Duration: 1:57 Attendance: 861	
UAB - 62		Record: 6-2										Officials: Carla Fountain, Bryan Brunette, Courtney Robinson	
NO. Name	Min	FG M-A	3P M-A	FT M-A	Rebounds OR DR TOT	Fouls PF FD	TP	AS	TO	ST	Blocks BS BA	+/-	
21 Maddie Walsh	F 20:31	0-2	0-2	0-0	0 0 0	0 0	1	0	0	0	0	0	-12
24 Tracey Bershers	F 32:02	3-8	3-8	4-4	1 8 9	2 4	13	1	2	0	1	0	-11
0 Denim DeShields	G 35:13	4-14	0-3	8-10	2 4 6	5 2	9	16	3	7	1	0	-7
1 Mia Moore	G 34:36	2-16	0-1	4-4	6 3 9	4 4	8	2	3	2	0	4	-8
22 Kylee Schneringer	G 16:46	0-5	0-3	0-0	0 0 0	3 0	0	0	0	2	0	0	-10
22 Ashton Eiley	17:58	2-4	0-0	0-0	0 0 0	2 0	6	1	0	1	0	0	7
23 Jade Weathersby	28:51	6-10	2-2	3-4	1 5 6	4 3	17	1	3	0	0	0	7
4 Desiree Ware	09:13	1-2	0-1	0-1	2 1 3	1 1	2	0	1	0	0	0	-5
12 Molly Moffitt	03:52	0-0	0-0	0-0	0 0 0	0 0	0	0	0	0	0	0	-1
Team					3 1 4	0	0	1	17	6	1	6	-10
Totals		18-61	7-24	19-23	15 21 36	18 22	62	9	17	6	1	6	-10
Technical Fouls:NONE													
Dead Ball Rebounds: 2, 0													

Biggest lead		Auburn UAB		Points from Turnovers		Auburn UAB		Period by Period Scoring			
17 (3 rd 1:04)		3 (1 st 1:04)		10 20		11 11		1st 2nd 3rd 4th TOT			
Best Scoring Run		10 (2 nd 7:00)		6 (1 st 1:04)		38 20		Auburn 12 23 16 21 72			
Lead Changes		2		7 16		15 4		UAB 13 8 16 25 62			
Times Tied		0		15 4		17 25					
Time with Lead		37:49		01:57		17 25					

Game 9 | Dec. 10, 2023 | Little Rock, Ark.
Auburn 58, Little Rock 45

		Official Basketball Box Score - Final Auburn at Little Rock 12/10/23 Jack Stephens Center, Little Rock 2023-24 Women's Basketball										Game Time: 2:00 PM Game Duration: 1:52 Attendance: 1,378	
Auburn - 58		Record: 7-2										Officials: Angel Kent, Tommi Paris, Dawn Marsh	
NO. Name	Min	FG M-A	3P M-A	FT M-A	Rebounds OR DR TOT	Fouls PF FD	TP	AS	TO	ST	Blocks BS BA	+/-	
1 Celia Sumbane	F 06:17	1-1	0-0	0-0	0 1 1	2 2	2	0	4	0	0	0	1
14 Taylen Collins	F 33:15	2-5	0-0	0-0	2 4 6	3 3	6	0	4	0	0	0	10
2 JaMya Mingo-Young	G 22:56	3-5	0-0	5-5	0 4 4	1 3	11	4	2	1	1	0	6
5 Sydney Shaw	G 32:51	3-10	2-6	0-0	0 1 1	2 3	8	1	2	0	0	0	10
23 Honesty Scott-Grayson	G 34:30	5-14	1-3	1-2	0 0 1	2 3	12	2	4	2	0	0	11
30 Savannah Scott	17:04	3-6	0-0	0-0	3 3 6	2 1	6	0	1	0	0	0	8
3 McKenna Eddings	12:23	2-5	1-1	0-0	1 0 1	3 0	5	2	1	1	0	0	5
4 Kaitlyn Duhon	11:39	0-3	0-0	2-2	1 0 1	0 1	2	0	0	1	0	0	1
12 Mar'shaun Bostic	10:29	1-1	0-0	0-2	0 1 1	1 1	2	1	1	0	0	0	7
20 Oyiandamola Akinbolawa	13:03	2-2	0-0	0-0	1 0 1	2 3	4	0	1	1	0	0	9
0 Yakiya Milton	03:27	0-0	0-0	0-0	1 1 2	0 0	0	0	0	0	0	0	3
32 Timya Thurman	04:06	0-1	0-0	0-0	0 0 0	0 0	0	0	0	0	0	0	-6
Team					0 3 3	0	0	0	0	0	0	0	0
Totals		22-53	4-10	10-15	12 20 32	18 20	58	10	19	8	1	1	13
Technical Fouls:NONE													
Dead Ball Rebounds: 4, 1													

		Official Basketball Box Score - Final Little Rock - 45										Game Time: 2:00 PM Game Duration: 1:52 Attendance: 1,378	
Little Rock - 45		Record: 0-7										Officials: Michael McConnell, Jeffrey Smith, Sarah Williams	
NO. Name	Min	FG M-A	3P M-A	FT M-A	Rebounds OR DR TOT	Fouls PF FD	TP	AS	TO	ST	Blocks BS BA	+/-	
11 Faith Lee	F 29:49	3-9	0-0	1-2	0 4 4	3 2	7	1	1	0	0	0	-6
14 Trinity Hudson	F 15:43	2-4	0-0	0-0	2 2 2	0 4	3	0	2	0	0	0	-15
2 Jayah Harris-Smith	G 28:35	6-8	0-0	4-7	1 4 5	5 7	16	3	4	0	1	0	-2
3 Jayla Brooks	G 34:60	2-7	1-2	0-0	2 2 2	4 3	5	0	3	2	0	0	-

2023-24 AUBURN WOMEN'S BASKETBALL

Game 12 | Auburn vs. Mississippi State | Feb. 29, 2024

Game 11 | Dec. 16, 2023 | Auburn, Ala.
Auburn 67, Norfolk State 39

Official Basketball Box Score - Final
Norfolk St. at Auburn
12/16/23 Neville Arena, Auburn, Ala.
2023-24 Women's Basketball

Game Time: 2:00 PM
Game Duration: 1:55
Attendance: 2,396

Officials: Dee Kartner, Teresa Stuck, Demoya Pugh

NO.	Name	Min	FG	3P	FT	Rebounds			Fouls	TP	AS	TO	ST	Blocks			+/-
						OR	DR	TOT						PF	FD	BS	
12	Makoye Diawara	F 07:54	0-0	0-0	0-0	0	0	0	2	0	0	4	1	0	0	-12	
22	Kierra Wheeler	F 32:53	6-16	0-0	3-8	5	6	11	4	5	15	0	8	0	2	-15	
2	Niya Fields	G 32:28	1-5	0-2	0-0	0	4	4	1	2	1	2	2	0	0	-6	
3	Diamond Johnson	G 36:01	6-23	2-6	1-1	2	4	6	1	4	15	1	2	4	0	-24	
24	Danajiah Williams	G 25:27	0-1	0-1	0-0	0	2	2	2	1	0	1	5	1	0	-4	
1	Da'Brya Clark	14:52	0-2	0-1	0-0	1	1	2	1	1	0	0	2	1	0	-18	
30	Paris Mullins	11:56	1-2	0-0	0-0	1	1	1	4	1	2	1	0	0	0	-9	
4	Anjanee Richardson	13:57	1-2	0-0	0-0	1	1	2	3	0	2	1	2	2	0	-4	
13	Skye Robinson	14:56	1-5	0-1	1-1	1	1	2	0	1	3	0	0	0	0	-3	
35	Danielle Robinson	09:36	0-2	0-2	0-0	0	1	1	0	0	0	0	0	0	0	-17	
Team						1	5	6									
Totals		16:58	2-12	5-7	11	26	37	22	14	39	4	27	11	2	3	-20	

Technical Fouls: Coach 3rd 1:31

Shooting By Period
1st FG% 4-11 36.4%
3PT% 1-2 50.0%
FT% 0-0 0%
2nd FG% 5-20 25.0%
3PT% 0-3 0.0%
FT% 1-3 33.3%
3rd FG% 3-15 20.0%
3PT% 0-3 0.0%
FT% 1-1 100%
4th FG% 4-12 33.3%
3PT% 1-4 25.0%
FT% 3-3 100%
GM FG% 16-58 27.6%
3PT% 2-12 16.7%
FT% 5-7 71.4%

Dead Ball Rebounds: 0

Official Basketball Box Score - Final
Washington St. at Auburn
12/20/23 Neville Arena, Auburn, Ala.
2023-24 Women's Basketball

Game Time: 2:00 PM
Game Duration: 1:59
Attendance: 2,341

Officials: Tiffany Bird, Eric Brewton, Royce Bevins

NO.	Name	Min	FG	3P	FT	Rebounds			Fouls	TP	AS	TO	ST	Blocks			+/-
						OR	DR	TOT						PF	FD	BS	
55	Bella Murekatete	G 22:37	1-3	0-0	2-2	2	4	6	4	2	4	1	2	0	0	1	
1	Tara Wallack	G 31:28	2-3	0-0	0-0	1	2	3	4	2	4	3	4	1	0	1	
5	Charisse Lege-Walker	G 39:36	4-10	0-4	4-5	1	8	9	4	6	12	10	8	3	0	-9	
10	Eleonora Villa	G 30:04	5-15	2-5	0-0	0	3	3	0	0	12	0	1	0	0	-11	
11	Astera Tuhina	G 35:06	5-9	3-6	2-2	0	2	2	1	1	15	1	1	0	0	-6	
34	Jenna Villa	19:19	3-4	2-3	0-0	0	3	3	2	0	8	0	2	1	0	-4	
33	Alex Covill	11:30	1-2	0-0	2-2	0	2	2	2	4	0	2	0	3	0	-3	
14	Jessica Clarke	04:48	0-1	0-0	0-0	0	0	0	1	0	0	1	0	0	0	-3	
12	Kyra Gardner	05:32	1-2	1-1	0-0	0	2	2	0	0	3	0	0	1	0	0	
Team						1	0	1									
Totals		22:49	8-19	10-11	5	26	31	18	13	62	15	20	8	4	1	-7	

Technical Fouls: NONE

Shooting By Period
1st FG% 8-12 66.7%
3PT% 3-4 75.0%
FT% 1-1 100%
2nd FG% 5-10 50.0%
3PT% 1-4 25.0%
FT% 1-1 100%
3rd FG% 3-12 25.0%
3PT% 0-4 0.0%
FT% 3-3 100%
4th FG% 6-15 40.0%
3PT% 4-7 57.1%
FT% 5-6 83.3%
GM FG% 22-49 44.9%
3PT% 8-19 42.1%
FT% 10-11 90.9%

Dead Ball Rebounds: 0

Official Basketball Box Score - Final
Auburn - 67

Game Time: 2:00 PM
Game Duration: 1:55
Attendance: 2,396

Officials: Dee Kartner, Teresa Stuck, Demoya Pugh

NO.	Name	Min	FG	3P	FT	Rebounds			Fouls	TP	AS	TO	ST	Blocks			+/-
						OR	DR	TOT						PF	FD	BS	
1	Celia Sumbane	F 16:50	2-3	0-0	0-0	1	2	3	1	0	4	1	0	0	1	0	12
14	Taylen Collins	F 19:34	3-6	0-0	4-5	2	3	5	2	3	10	1	4	0	2	1	17
2	Ja'Mya Mingo-Young	G 24:12	2-4	0-1	12-12	0	5	5	2	6	16	4	0	2	0	0	17
5	Sydney Shaw	G 24:51	2-5	1-3	0-0	1	3	4	0	1	5	0	4	0	0	10	
23	Honesty Scott-Grayson	G 23:45	4-13	0-5	4-5	1	3	4	2	5	12	0	3	1	0	0	21
30	Savannah Scott	15:21	1-2	0-0	1-4	0	2	2	1	2	3	0	1	0	0	0	20
20	Oyindamola Akinbolawa	09:46	0-3	0-0	0-0	1	1	2	1	1	0	2	1	0	0	0	
3	McKenna Eddings	14:28	0-3	0-2	0-0	1	0	1	0	1	2	0	1	0	0	17	
12	Mar'shaun Bostic	14:22	2-5	0-0	0-0	4	4	2	0	4	1	4	2	0	0	22	
4	Kaitlyn Duhon	13:46	3-4	1-1	0-0	1	3	4	1	2	7	1	2	1	0	25	
0	Yakia Milton	04:37	0-0	0-0	0-0	0	0	0	0	0	1	1	0	1	0	0	
15	Kionna Gaines	04:37	0-1	0-0	0-0	0	0	0	0	0	0	1	0	0	0	-2	
21	Audia Young	04:37	1-2	0-1	0-0	0	2	2	0	2	1	0	0	0	0	-2	
24	Carsen McFadden	04:37	0-0	0-0	0-0	1	1	0	0	0	0	0	0	0	0	-2	
32	Timya Thurman	04:37	2-3	0-0	0-0	0	1	1	0	4	0	1	0	1	0	-2	
Team						1	2	3									
Totals		22:54	2-13	21-26	8	32	40	14	21	67	12	20	13	3	2	28	

Technical Fouls: NONE

Shooting By Period
1st FG% 3-13 23.1%
3PT% 1-6 16.7%
FT% 6-9 66.7%
2nd FG% 4-11 36.4%
3PT% 1-3 33.3%
FT% 4-4 100%
3rd FG% 8-14 57.1%
3PT% 0-3 0.0%
FT% 11-13 84.6%
4th FG% 7-16 43.8%
3PT% 0-1 0.0%
FT% 0-0 0%
GM FG% 22-54 40.7%
3PT% 2-13 15.4%
FT% 21-26 80.8%

Dead Ball Rebounds: 3, 0

Official Basketball Box Score - Final
Auburn - 69

Game Time: 2:00 PM
Game Duration: 1:59
Attendance: 2,341

Officials: Tiffany Bird, Eric Brewton, Royce Bevins

NO.	Name	Min	FG	3P	FT	Rebounds			Fouls	TP	AS	TO	ST	Blocks			+/-
						OR	DR	TOT						PF	FD	BS	
1	Celia Sumbane	F 09:58	2-3	2-2	0-0	1	0	1	0	3	0	1	3	1	0	0	8
14	Taylen Collins	F 30:14	5-10	0-0	0-0	0	6	6	1	1	10	2	0	3	0	1	11
2	Ja'Mya Mingo-Young	G 30:35	3-11	0-0	6-6	2	5	7	1	4	12	7	3	0	0	1	12
5	Sydney Shaw	G 29:33	2-7	0-2	0-0	1	1	2	2	0	4	1	1	0	0	9	
23	Honesty Scott-Grayson	G 34:43	5-11	2-5	5-6	0	5	5	3	17	1	3	3	0	0	0	
30	Savannah Scott	08:19	0-1	0-0	2-2	0	0	0	1	2	0	0	0	0	0	4	
12	Mar'shaun Bostic	11:51	3-3	0-0	2-3	0	0	0	1	3	8	0	1	0	0	-6	
20	Oyindamola Akinbolawa	16:44	3-7	0-0	1-2	0	1	1	1	7	3	1	1	0	0	-10	
4	Kaitlyn Duhon	16:16	1-4	1-1	0-0	1	1	2	1	3	0	0	0	1	0	5	
3	McKenna Eddings	11:47	0-0	0-0	0-0	0	1	1	0	1	0	1	0	0	0	-3	
Team						2	3	5									
Totals		24:57	5-10	16-19	9	23	32	13	18	69	16	12	9	1	4	7	

Technical Fouls: NONE

Shooting By Period
1st FG% 6-18 33.3%
3PT% 1-4 25.0%
FT% 0-1 0.0%
2nd FG% 4-13 30.8%
3PT% 1-1 100%
FT% 4-4 100%
3rd FG% 7-13 53.8%
3PT% 2-4 50.0%
FT% 4-4 100%
4th FG% 7-13 53.8%
3PT% 1-1 100%
FT% 8-10 80%
GM FG% 24-57 42.1%
3PT% 5-10 50.0%
FT% 16-19 84.2%

Dead Ball Rebounds: 1, 0

	WSU	Auburn
Biggest lead	9 (2 nd 9:24)	10 (4 th 4:29)
Best Scoring Run	6 (2 nd 0:16)	8 (4 th 9:49)
Lead Changes	3	5
Times Tied	5	8
Time with Lead	22:07	15:32

	WSU	Auburn
Points from Turnovers	14	23
Paint	26	28
Second Chance	7	11
Fast Breaks	5	8
Bench	15	20

	WSU	Auburn
Period by Period Scoring		
1st	20	12
2nd	12	9
3rd	9	21
4th	6	21
TOT	47	63

Game 13 | Dec. 31, 2023 | Auburn, Ala.
Auburn 79, North Alabama 58

Official Basketball Box Score - Final
North Ala. at Auburn
12/31/23 Neville Arena, Auburn, Ala.
2023-24 Women's Basketball

Game Time: 2:00 PM
Game Duration: 1:51
Attendance: 2,422

Officials: Margaret Tieman, Meadow Overstreet, Tasha Smith

NO.	Name	Min	FG	3P	FT	Rebounds			Fouls	TP	AS	TO	ST	Blocks			+/-
						OR	DR	TOT						PF	FD	BS	
0	Cameron Jones	F 22:00	1-2	0-0	0-0	0	7	7	2	0	2	1	0	0	0	-18	
11	Veronaye Charlton	G 27:01	6-14	0-0	1-3	1	3	4	2	2	13	3	6	2	3	-16	
13	Katie Criswell	G 16:52	1-4	1-4	0-2	2	2	4	2	1	3	1	1	0	0	-4	
15	Alexis Callins	G 22:56	4-9	3-7	1-2	0	2	2	3	1	12	1	3	0	0	-10	
23	Alyssa Clutter	G 34:06	7-13	1-2	2-2	3	3	6	2	2	16	1	2	1	0	-22	
5	Sara Whigemuth	25:47	2-5	0-2	0-0	5	5	2	2	4	3	4	0	0	0	-17	
12	Allie Craig Cruce	12:27	1-4	1-3	0-0	0	1	1	1	0	3	0	2	0	0	-8	
20	Olivia Jones	18:50	1-4	1-3	0-0	0	0	0	0	0	3	0	1	0	0	-6	
21	Rhema Pegues																

Game 23 | Feb. 11, 2024 | Columbia, Mo.
Auburn 70, Missouri 59

NCAA Official Basketball Box Score - Final
Auburn at Missouri
02/11/24 Mizou Arena, Columbia
2023-24 Women's Basketball
Game Time: 1:00 PM
Game Duration: 1:53
Attendance: 4,480
Officials: Tiffany Bird, Salf Esho, Brian Garland

Auburn - 70													Record: 15-8 (4-6)													
NO.	Name	Min	FG	3P	FT	Rebounds	Fouls	TP	AS	TO	ST	Blocks	+/-	Shooting By Period												
			M-A	M-A	M-A	OR	DR	PF	FD			BS	BA		1st	2nd	3rd	4th	TOT	FG%	3PT%	FT%	GM	FT%		
1	Celia Sumbane	F	17:36	3-6	0-0	0-0	1 2 3	1 1	6	0	2	2	0	1	6	1st	FG%	3PT%	FT%	GM	FT%	3PT%	FT%	GM	FT%	
14	Taylen Collins	F	20:33	2-4	0-0	1-2	2 1 3	3 2 5	4	0	2	1	0	0	3	2nd	FG%	3PT%	FT%	GM	FT%	3PT%	FT%	GM	FT%	
30	Savannah Scott	G	14:16	2-3	0-0	0-0	3 0 3	2 1 4	0	1	0	0	1	0	1	3rd	FG%	3PT%	FT%	GM	FT%	3PT%	FT%	GM	FT%	
2	JaMya Mingo-Young	G	32:40	5-16	0-2	0-0	3 8 11	2 2 10	5	1	2	0	1	21	4th	FG%	3PT%	FT%	GM	FT%	3PT%	FT%	GM	FT%		
23	Honesty Scott-Grayson	G	35:40	8-13	1-3	7-7	1 4 5	4 4 24	3	4	1	0	0	9	TOT <td>FG% <td>3PT% <td>FT% <td>GM <td>FT% <td>3PT% <td>FT% <td>GM <td>FT% </td></td></td></td></td></td></td></td></td>	FG% <td>3PT% <td>FT% <td>GM <td>FT% <td>3PT% <td>FT% <td>GM <td>FT% </td></td></td></td></td></td></td></td>	3PT% <td>FT% <td>GM <td>FT% <td>3PT% <td>FT% <td>GM <td>FT% </td></td></td></td></td></td></td>	FT% <td>GM <td>FT% <td>3PT% <td>FT% <td>GM <td>FT% </td></td></td></td></td></td>	GM <td>FT% <td>3PT% <td>FT% <td>GM <td>FT% </td></td></td></td></td>	FT% <td>3PT% <td>FT% <td>GM <td>FT% </td></td></td></td>	3PT% <td>FT% <td>GM <td>FT% </td></td></td>	FT% <td>GM <td>FT% </td></td>	GM <td>FT% </td>	FT%		
32	Timya Thurman	G	03:10	0-0	0-0	0-0	0 0 0	0 0 0	0	0	0	0	0	0	1st	FG%	3PT%	FT%	GM	FT%	3PT%	FT%	GM	FT%		
5	Sydney Shaw	F	14:49	1-4	1-3	0-0	0 0 2	0 0 3	3	0	2	1	0	0	2nd	FG%	3PT%	FT%	GM	FT%	3PT%	FT%	GM	FT%		
12	Mar'shaun Bostic	G	14:25	1-3	0-0	2-2	0 1 1	1 3 4	3	0	1	2	0	0	3rd	FG%	3PT%	FT%	GM	FT%	3PT%	FT%	GM	FT%		
0	Yakiya Milton	G	13:07	0-1	0-0	3-4	1 1 2	1 2 3	0	0	1	1	1	11	4th	FG%	3PT%	FT%	GM	FT%	3PT%	FT%	GM	FT%		
4	Kaitlyn Duhon	G	11:19	1-2	0-0	0-0	1 1 2	0 0 2	1	1	1	0	0	6	TOT <td>FG% <td>3PT% <td>FT% <td>GM <td>FT% <td>3PT% <td>FT% <td>GM <td>FT% </td></td></td></td></td></td></td></td></td>	FG% <td>3PT% <td>FT% <td>GM <td>FT% <td>3PT% <td>FT% <td>GM <td>FT% </td></td></td></td></td></td></td></td>	3PT% <td>FT% <td>GM <td>FT% <td>3PT% <td>FT% <td>GM <td>FT% </td></td></td></td></td></td></td>	FT% <td>GM <td>FT% <td>3PT% <td>FT% <td>GM <td>FT% </td></td></td></td></td></td>	GM <td>FT% <td>3PT% <td>FT% <td>GM <td>FT% </td></td></td></td></td>	FT% <td>3PT% <td>FT% <td>GM <td>FT% </td></td></td></td>	3PT% <td>FT% <td>GM <td>FT% </td></td></td>	FT% <td>GM <td>FT% </td></td>	GM <td>FT% </td>	FT%		
3	McKenna Eddings	G	20:47	3-8	3-7	0-0	0 0 0	0 0 3	9	0	2	0	0	17	1st	FG%	3PT%	FT%	GM	FT%	3PT%	FT%	GM	FT%		
21	Audia Young	G	01:38	0-1	0-1	0-0	0 0 0	1 0 1	0	0	1	0	0	2	2nd	FG%	3PT%	FT%	GM	FT%	3PT%	FT%	GM	FT%		
Team							1 2 3	0 0 0	0	0	0	0	0	0	3rd	FG%	3PT%	FT%	GM	FT%	3PT%	FT%	GM	FT%		
Totals			26:61	5-16	13-15	13	22	35	15	20	7	12	9	2	3	11	4th	FG%	3PT%	FT%	GM	FT%	3PT%	FT%	GM	FT%
													Technical Fouls: NONE													

Missouri - 59													Record: 11-13 (2-9)														
NO.	Name	Min	FG	3P	FT	Rebounds	Fouls	TP	AS	TO	ST	Blocks	+/-	Shooting By Period													
			M-A	M-A	M-A	OR	DR	PF	FD			BS	BA		1st	2nd	3rd	4th	TOT	FG%	3PT%	FT%	GM	FT%			
14	Abby Feit	F	19:37	1-5	1-4	0-0	2 3 1	1 0 3	2	2	2	1	0	-11	1st	FG%	3PT%	FT%	GM	FT%	3PT%	FT%	GM	FT%			
34	Hannah Linthacum	F	20:05	0-0	0-0	2-2	2 3 5	4 5 2	0	2	0	1	0	0	2nd	FG%	3PT%	FT%	GM	FT%	3PT%	FT%	GM	FT%			
0	Grace Slaughter	G	38:38	5-8	1-3	1-2	0 1 1	1 3 2	12	0	1	0	0	-8	3rd	FG%	3PT%	FT%	GM	FT%	3PT%	FT%	GM	FT%			
4	Mama Dembele	G	38:26	5-13	3-4	2-4	0 11 11	4 3 3	14	11	7	4	0	-13	4th	FG%	3PT%	FT%	GM	FT%	3PT%	FT%	GM	FT%			
24	Ashton Judd	G	35:16	4-14	2-9	4-4	3 5 8	3 4 14	1	6	1	1	0	-13	TOT <td>FG% <td>3PT% <td>FT% <td>GM <td>FT% <td>3PT% <td>FT% <td>GM <td>FT% </td></td></td></td></td></td></td></td></td>	FG% <td>3PT% <td>FT% <td>GM <td>FT% <td>3PT% <td>FT% <td>GM <td>FT% </td></td></td></td></td></td></td></td>	3PT% <td>FT% <td>GM <td>FT% <td>3PT% <td>FT% <td>GM <td>FT% </td></td></td></td></td></td></td>	FT% <td>GM <td>FT% <td>3PT% <td>FT% <td>GM <td>FT% </td></td></td></td></td></td>	GM <td>FT% <td>3PT% <td>FT% <td>GM <td>FT% </td></td></td></td></td>	FT% <td>3PT% <td>FT% <td>GM <td>FT% </td></td></td></td>	3PT% <td>FT% <td>GM <td>FT% </td></td></td>	FT% <td>GM <td>FT% </td></td>	GM <td>FT% </td>	FT%			
23	Abby Schrecke	G	31:40	4-8	3-7	0-0	1 1 1	1 3 1	11	1	2	2	0	-7	1st	FG%	3PT%	FT%	GM	FT%	3PT%	FT%	GM	FT%			
5	Hilke Feldrappe	G	10:19	1-2	0-0	0-0	0 0 0	2 0 2	2	0	2	0	1	2	2nd	FG%	3PT%	FT%	GM	FT%	3PT%	FT%	GM	FT%			
Team							1 0 1	0 0 0	0	0	0	0	0	0	3rd	FG%	3PT%	FT%	GM	FT%	3PT%	FT%	GM	FT%			
Totals			20:50	10-27	9-12	8	22	30	20	15	59	15	22	10	3	2	11	4th	FG%	3PT%	FT%	GM	FT%	3PT%	FT%	GM	FT%
													Technical Fouls: NONE														

Biggest lead		Auburn	Mizzou	Points from Turnovers		Auburn	Mizzou	Period by Period Scoring				
Best Scoring Run		16 (4 th 2:21)	0 (1 st 10:00)	24	9	1st	2nd	3rd	4th	TOT		
Lead Changes		15 (4 th 6:35)	7 (3 rd 1:13)	28	18	Auburn	16	17	20	17	70	
Times Tied		0	0	14	5	Mizzou	8	13	27	11	59	
Time with Lead		39:00	00:00	Fast Breaks	10	Bench	21	13				

Game 24 | Feb. 15, 2024 | Auburn, Ala.
Auburn 78, Kentucky 50

NCAA Official Basketball Box Score - Final
Kentucky at Auburn
02/15/24 Neville Arena, Auburn, Ala.
2023-24 Women's Basketball
Game Time: 6:00 PM
Game Duration: 2:07
Attendance: 2,653
Officials: Gina Cross, Brenda Partoja, Fatou Cissoko-Sheprens

Kentucky - 50													Record: 9-16 (2-9)														
NO.	Name	Min	FG	3P	FT	Rebounds	Fouls	TP	AS	TO	ST	Blocks	+/-	Shooting By Period													
			M-A	M-A	M-A	OR	DR	PF	FD			BS	BA		1st	2nd	3rd	4th	TOT	FG%	3PT%	FT%	GM	FT%			
13	Ajae Petty	F	31:11	6-14	0-0	1-5	9 4 13	2 4	13	0	7	2	1	0	-19	1st	FG%	3PT%	FT%	GM	FT%	3PT%	FT%	GM	FT%		
44	Janae Walker	F	10:57	1-4	0-0	0-0	3 1 4	1 1	2	0	1	1	0	-13	2nd	FG%	3PT%	FT%	GM	FT%	3PT%	FT%	GM	FT%			
0	Brooklynn Miles	G	31:15	2-5	0-0	0-2	0 2 2	1 1 4	4	3	4	3	0	0	-21	3rd	FG%	3PT%	FT%	GM	FT%	3PT%	FT%	GM	FT%		
5	Cassidy Rowe	G	20:96	1-2	1-2	0-0	0 0 0	2 1 3	0	3	0	3	0	0	-14	4th	FG%	3PT%	FT%	GM	FT%	3PT%	FT%	GM	FT%		
22	Maddie Scherr	G	33:47	4-14	0-3	3-4	1 6 7	4 3 11	1	1	2	2	2	0	-27	TOT <td>FG% <td>3PT% <td>FT% <td>GM <td>FT% <td>3PT% <td>FT% <td>GM <td>FT% </td></td></td></td></td></td></td></td></td>	FG% <td>3PT% <td>FT% <td>GM <td>FT% <td>3PT% <td>FT% <td>GM <td>FT% </td></td></td></td></td></td></td></td>	3PT% <td>FT% <td>GM <td>FT% <td>3PT% <td>FT% <td>GM <td>FT% </td></td></td></td></td></td></td>	FT% <td>GM <td>FT% <td>3PT% <td>FT% <td>GM <td>FT% </td></td></td></td></td></td>	GM <td>FT% <td>3PT% <td>FT% <td>GM <td>FT% </td></td></td></td></td>	FT% <td>3PT% <td>FT% <td>GM <td>FT% </td></td></td></td>	3PT% <td>FT% <td>GM <td>FT% </td></td></td>	FT% <td>GM <td>FT% </td></td>	GM <td>FT% </td>	FT%		
4	Eniya Russell	F	23:18	1-5	0-1	3-4	1 3 4	4 2 5	2	4	0	1	1	-22	1st	FG%	3PT%	FT%	GM	FT%	3PT%	FT%	GM	FT%			
2	Sariah Tyler	F	25:06	0-7	0-2	2-4	1 1 2	4 3 2	0	2	0	0	0	0	-19	2nd	FG%	3PT%	FT%	GM	FT%	3PT%	FT%	GM	FT%		
20	Amiya Jenkins	G	16:21	3-6	0-1	2-2	0 2 2	0 2 2	8	0	0	0	0	1	3	3rd	FG%	3PT%	FT%	GM	FT%	3PT%	FT%	GM	FT%		
34	Emma King	G	06:59	1-1	0-0	0-0	0 2 2	0 0 2	0	0	0	0	0	0	-8	4th	FG%	3PT%	FT%	GM	FT%	3PT%	FT%	GM	FT%		
Team							3 1 4	0 0 3	0	3	0	0	0	0	1st	FG%	3PT%	FT%	GM	FT%	3PT%	FT%	GM	FT%			
Totals			19:58	1-9	11-21	18	22	40	21	17	50	6	26	8	5	4	-28	2nd	FG%	3PT%	FT%	GM	FT%	3PT%	FT%	GM	FT%
													Technical Fouls: Coach 4 th 3:05														

Auburn - 78													Record: 16-8 (5-5)													
NO.	Name	Min	FG	3P	FT	Rebounds	Fouls	TP	AS	TO	ST	Blocks	+/-	Shooting By Period												
			M-A	M-A	M-A	OR	DR	PF	FD			BS	BA		1st	2nd	3rd	4th	TOT	FG%	3PT%	FT%	GM	FT%		
1	Celia Sumbane	F	21:32	2-3	0-0	0-0	2 0 2	3 0 4	0	2	3	0	2	1	25	1st	FG%	3PT%	FT%	GM	FT%	3PT%	FT%	GM	FT%	
14	Taylen Collins	F	34:45	8-13	0-0	3-5	6 5 11	1 3 19	0	3	3	2	2	24	2nd	FG%	3PT%	FT%	GM	FT%	3PT%	FT%	GM	FT%		
30	Savannah Scott	G	12:00	1-3	0-0	0-0	1 2 3	2 0 2	1	0	0	0	0	8	3rd	FG%	3PT%	FT%	GM	FT%	3PT%	FT%	GM	FT%		
2	JaMya Mingo-Young	G	38:56	3-8	0-1	4-4	2 6 8	1 2 10	6	4	0	0	0	23	4th	FG%	3PT%	FT%	GM	FT%	3PT%	FT%	GM	FT%		
23	Honesty Scott-Grayson	G	31:48	9-18	0-2	4-4	3 5 8	1 4 22	4	5	1	0	0	25	TOT <td>FG% <td>3PT% <td>FT% <td>GM <td>FT% <td>3PT% <td>FT% <td>GM <td>FT% </td></td></td></td></td></td></td></td></td>	FG% <td>3PT% <td>FT% <td>GM <td>FT% <td>3PT% <td>FT% <td>GM <td>FT% </td></td></td></td></td></td></td></td>	3PT% <td>FT% <td>GM <td>FT% <td>3PT% <td>FT% <td>GM <td>FT% </td></td></td></td></td></td></td>	FT% <td>GM <td>FT% <td>3PT% <td>FT% <td>GM <td>FT% </td></td></td></td></td></td>	GM <td>FT% <td>3PT% <td>FT% <td>GM <td>FT% </td></td></td></td></td>	FT% <td>3PT% <td>FT% <td>GM <td>FT% </td></td></td></td>	3PT% <td>FT% <td>GM <td>FT% </td></td></td>	FT% <td>GM <td>FT% </td></td>	GM <td>FT% </td>	FT%		
4	Kaitlyn Duhon	G	24:50	3-8	0-1	4-5	1 3 4	2 6 10	1	1	1	0	0	21	1st	FG%	3PT%	FT%	GM	FT%	3PT%	FT%	GM	FT%		
32	Timya Thurman	G	02:49	0-0	0-0	0-0	0 0 0	1 1 0	0	0	2	0	0	1	2nd	FG%	3PT%	FT%	GM	FT%	3PT%	FT%	GM	FT%		
0	Yakiya Milton	G	05:34	0-1	0-0	0-0	0 3 3	4 1 0	0	1	0	0	0	7	3rd	FG%	3PT%	FT%	GM	FT%	3PT%	FT%	GM	FT%		
12	Mar'shaun Bostic	G	09:59	0-1	0-0	2-2	0 0 0	1 1 2	2	1	1	1	0	1	4th	FG%	3PT%	FT%	GM	FT%	3PT%	FT%	GM	FT%		
5	Sydney Shaw	F	08:20	1-5	0-2	0-0	0 0 0	0 0 2	1	0	2	1	0	4	TOT <td>FG% <td>3PT% <td>FT% <td>GM <td>FT% <td>3PT% <td>FT% <td>GM <td>FT% </td></td></td></td></td></td></td></td></td>	FG% <td>3PT% <td>FT% <td>GM <td>FT% <td>3PT% <td>FT% <td>GM <td>FT% </td></td></td></td></td></td></td></td>	3PT% <td>FT% <td>GM <td>FT% <td>3PT% <td>FT% <td>GM <td>FT% </td></td></td></td></td></td></td>	FT% <td>GM <td>FT% <td>3PT% <td>FT% <td>GM <td>FT% </td></td></td></td></td></td>	GM <td>FT% <td>3PT% <td>FT% <td>GM <td>FT% </td></td></td></td></td>	FT% <td>3PT% <td>FT% <td>GM <td>FT% </td></td></td></td>	3PT% <td>FT% <td>GM <td>FT% </td></td></td>	FT% <td>GM <td>FT% </td></td>	GM <td>FT% </td>	FT%		
3	McKenna Eddings	F	15:07	1-6	1-5	2-2	1 1 2	1 2 1	0	2	0	0	0	0	-6	1st	FG%	3PT%	FT%	GM	FT%	3PT%	FT%	GM	FT%	
21	Audia Young	G	02:10	1-2	0-1	0-0	0 0 0	1 0 2	0	0	0	0	0	0	2nd	FG%	3PT%	FT%	GM	FT%	3PT%	FT%	GM	FT%		
24	Carsen McFadden	G	02:10	0-0	0-0	0-0	0 0 0																			

Game 27 | Feb. 25, 2024 | Auburn, Ala.
Auburn 57, Texas A&M 41

Game 28 | Feb. 29, 2024 | Auburn, Ala.
Auburn vs. Mississippi State



Official Basketball Box Score - Final
Texas A&M at Auburn
02/25/24 Neville Arena, Auburn, Ala.
2023-24 Women's Basketball

Game Time: 2:00 PM
Game Duration: 1:58
Attendance: 3,760

Officials: Dee Kanhner, Brian Garland, Kristen Bell

Texas A&M - 41		Record: 18-9 (6-8)													Shooting By Period									
NO.	Name	Min	FG		3P		FT		Rebounds			Fouls		TP	AS	TO	ST	Blocks		+/-	1st			
			M-A	M-A	M-A	M-A	OR	DR	TOT	PF	FD	BS	BA					FG%	3PT%		FT%			
2	Janiyah Barker	F 33:28	1-2	0-1	2-4	0	4	4	4	3	4	0	2	1	1	0	0	-11	3PT%	1-3	33.3%	1st FG%	4-14	28.6%
32	Lauren Ware	F 25:34	2-4	0-0	2-2	3	3	6	0	2	6	1	5	3	0	0	-11	FT%	1-2	50%	1st FT%	1-2	50%	
4	Kay Kay Green	G 19:41	3-7	1-2	0-0	0	1	1	5	0	7	3	5	0	0	1	-4	2nd FG%	3-8	37.5%	2nd FG%	3-8	37.5%	
5	Aicha Coulibaly	G 33:00	3-7	0-0	2-4	0	1	1	3	4	8	1	5	4	0	1	-3	3PT%	0-1	0.0%	3PT%	0-1	0.0%	
24	Sahara Jones	G 31:08	2-7	0-1	3-4	1	4	5	1	5	7	0	1	3	2	0	-15	FT%	0-0	0%	FT%	0-0	0%	
3	Tineya Hylton	20:19	4-10	0-2	1-1	0	0	0	4	4	9	0	7	0	1	0	-12	3rd FG%	3-12	25.0%	3rd FG%	3-12	25.0%	
14	Malyah Johnson	14:03	0-3	0-0	0-0	2	1	3	2	0	0	0	1	0	0	1	-3	3PT%	0-1	0.0%	3PT%	0-1	0.0%	
00	Sydney Bowles	12:57	0-3	0-2	0-0	0	1	1	1	0	0	0	1	1	1	0	-10	FT%	4-4	100%	FT%	4-4	100%	
15	Sole Williams	09:50	0-2	0-1	0-0	1	0	1	0	0	0	0	1	2	0	0	-11	4th FG%	5-11	45.5%	4th FG%	5-11	45.5%	
Team																		3PT%	0-4	0.0%	3PT%	0-4	0.0%	
Totals			15-45	1-9	10-15	10	20	30	20	18	41	5	29	14	5	3	-16	FT%	5-9	55.6%	FT%	5-9	55.6%	

Technical Fouls: NONE

Dead Ball Rebounds: 2, 1

Auburn - 57		Record: 17-10 (6-8)													Shooting By Period								
NO.	Name	Min	FG		3P		FT		Rebounds			Fouls		TP	AS	TO	ST	Blocks		+/-	1st		
			M-A	M-A	M-A	M-A	OR	DR	TOT	PF	FD	BS	BA					FG%	3PT%		FT%		
14	Taylen Collins	F 35:09	4-11	0-0	2-2	2	5	7	3	1	10	0	5	1	0	0	14	3PT%	0-2	0.0%	1st FG%	3-14	21.4%
30	Savannah Scott	C 10:57	2-3	0-0	1-2	5	0	5	1	1	5	0	1	0	0	0	-6	FT%	0-0	0%	1st FT%	0-0	0%
2	Jalmya Mingo-Young	G 22:46	2-4	0-1	6-6	1	1	2	1	4	10	2	3	3	1	0	-4	2nd FG%	7-16	43.8%	2nd FG%	7-16	43.8%
4	Kaitlyn Duhon	G 23:40	3-7	0-1	2-2	1	3	4	0	4	8	0	2	3	0	1	-4	3PT%	1-4	25.0%	3PT%	1-4	25.0%
23	Honesty Scott-Grayson	G 30:10	2-14	1-4	4-4	3	4	7	4	5	9	2	2	2	0	2	14	FT%	2-2	100%	FT%	2-2	100%
1	Celia Sumbene	14:20	0-4	0-0	0-0	1	0	1	1	0	0	0	1	1	0	1	6	3rd FG%	4-18	22.2%	3rd FG%	4-18	22.2%
0	Yakiya Milton	17:31	0-2	0-0	0-0	1	3	4	3	1	0	0	0	0	2	1	14	3PT%	1-3	33.3%	3PT%	1-3	33.3%
12	Mar'shaun Bostic	22:55	2-4	0-0	1-2	1	0	1	3	2	5	1	3	3	0	0	15	FT%	4-6	66.7%	FT%	4-6	66.7%
5	Sydney Shaw	20:43	4-9	2-4	0-0	0	5	5	2	2	10	0	3	0	0	0	15	4th FG%	5-11	45.5%	4th FG%	5-11	45.5%
3	McKenna Eddings	01:50	0-1	0-1	0-0	0	0	0	0	0	0	0	0	1	0	0	0	3PT%	1-2	50.0%	3PT%	1-2	50.0%
Team																		FT%	10-10	100%	FT%	10-10	100%
Totals			19-59	3-11	16-18	18	23	41	18	20	57	5	20	14	3	5	16	GM FG%	19-59	32.2%	GM FG%	19-59	32.2%

Technical Fouls: NONE

Dead Ball Rebounds: 3, 0

	TAMU	Auburn	Points from	TAMU	Auburn	Period by Period Scoring					
Biggest lead	7 (1st 4:56)	16 (4th 0:31)	Turnovers	12	22	1st	2nd	3rd	4th	TOT	
Best Scoring Run	9 (1st 4:56)	7 (4th 9:22)	Paint	28	26	TAMU	10	6	10	15	41
Lead Changes	2		Second Chance	7	17	Auburn	6	17	13	21	57
Times Tied	4		Fast Breaks	5	18						
Time with Lead	08:55	24:16	Bench	9	15						

Game 29 | March 3, 2024 | Gainesville, Fla.
Auburn at Florida

Game 30 | March 7, 2024 | Greenville, S.C.
Auburn vs. TBA | SEC Tournament



2023-24 Auburn Women's Basketball Combined Team Statistics All games

Game Records

Record	Overall	Home	Away	Neutral
ALL GAMES	17-10	13-3	4-7	0-0
CONFERENCE	6-8	5-2	1-6	0-0
NON-CONFERENCE	11-2	8-1	3-1	0-0

Score by Periods

Team	1st	2nd	3rd	4th	OT	TOT
Auburn	403	435	459	499	0	1796
Opponents	334	348	443	428	0	1553

Team Box Score

No.	Player				Total		3-Point		F-Throw		Rebounds											
		GP-GS	MIN	AVG	FG-FGA	FG%	3FG-3FGA	3FG%	FT-FTA	FT%	OFF	DEF	TOT	AVG	PF	DQ	A	TO	BLK	STL	PTS	AVG
23	SCOTT-GRAYSON, Honesty	26-25	772:55	29.7	167-407	.410	33-112	.295	97-124	.782	24	87	111	4.3	60	0	61	70	9	38	464	17.8
2	MINGO-YOUNG, JaMya	24-19	618:03	25.8	70-181	.387	10-32	.313	75-88	.852	22	96	118	4.9	47	0	92	42	5	40	225	9.4
14	COLLINS, Taylen	27-27	796:16	29.5	88-203	.433	0-0	.000	49-76	.645	76	99	175	6.5	57	0	24	59	19	45	225	8.3
5	SHAW, Sydney	27-14	570:15	21.1	60-185	.324	30-93	.323	19-23	.826	6	63	69	2.6	27	0	24	32	6	17	169	6.3
12	BOSTIC, Mar'shaun	26-8	464:35	17.9	48-117	.410	0-4	.000	45-70	.643	8	39	47	1.8	51	0	59	58	3	44	141	5.4
4	DUHON, Kaitlyn	27-9	459:33	17.0	60-131	.458	3-18	.167	21-35	.600	21	50	71	2.6	47	0	12	28	3	31	144	5.3
30	SCOTT, Savannah	26-16	416:59	16.0	54-90	.600	0-0	.000	20-33	.606	45	45	90	3.5	32	0	5	21	14	2	128	4.9
1	SUMBANE, Celia	27-15	454:05	16.8	41-105	.390	3-16	.188	24-33	.727	34	43	77	2.9	66	1	21	38	14	32	109	4.0
3	EDDINGS, McKenna	25-1	296:30	11.9	27-109	.248	17-66	.258	18-23	.783	10	21	31	1.2	23	0	24	18	7	14	89	3.6
20	AKINBOLAWA, Oyindamola	21-1	214:30	10.2	21-44	.477	0-0	.000	4-10	.400	15	23	38	1.8	30	0	7	15	3	13	46	2.2
21	YOUNG, Audia	10-0	42:48	4.3	8-17	.471	0-5	.000	0-0	.000	4	4	8	0.8	5	0	2	3	0	2	16	1.6
32	THURMAN, Timya	15-0	59:56	4.0	7-16	.438	0-0	.000	3-5	.600	4	4	8	0.5	5	0	3	5	6	1	17	1.1
0	MILTON, Yakiya	20-0	183:21	9.2	5-21	.238	0-0	.000	7-16	.438	7	28	35	1.8	35	0	3	9	13	7	17	0.9
24	MCFADDEN, Carsen	9-0	32:01	3.6	2-9	.222	1-4	.250	1-1	1.000	1	1	2	0.2	1	0	0	0	0	2	6	0.7
15	GAINES, Kionna	5-0	18:13	3.6	0-6	.000	0-0	.000	0-0	.000	1	2	3	0.6	0	0	0	1	0	1	0	0.0
Team											61	59	120					14				
Total		27	5400		658-1641	.401	97-350	.277	383-537	.713	339	664	1003	37.1	486	1	337	413	102	289	1796	66.5
Opponents		27	5400		548-1451	.378	106-371	.286	351-491	.715	292	699	991	36.7	511	16	242	568	93	198	1553	57.5

Team Statistics

	AUB	OPP
Scoring	1796	1553
Points per game	66.5	57.5
Scoring margin	+9.0	-
Field goals-att	658-1641	548-1451
Field goal pct	.401	.378
3 point fg-att	97-350	106-371
3-point FG pct	.277	.286
3-pt FG made per game	3.6	3.9
Free throws-att	383-537	351-491
Free throw pct	.713	.715
F-Throws made per game	14.2	13.0
Rebounds	1003	991
Rebounds per game	37.1	36.7
Rebounding margin	+0.4	-
Assists	337	242
Assists per game	12.5	9.0
Turnovers	413	568
Turnovers per game	15.3	21.0
Turnover margin	+5.7	-
Assist/turnover ratio	0.8	0.4
Steals	289	198
Steals per game	10.7	7.3
Blocks	102	93
Blocks per game	3.8	3.4
Winning streak	1	-
Home win streak	2	-
Attendance	52351	39141
Home games-Avg/Game	16-3272	11-3558
Neutral site-Avg/Game	-	0-0

Team Results

Date	Opponent		Score	Att.
11/06/2023	Jacksonville St.	W	78-49	2232
11/09/2023	Louisiana	W	60-54	2225
11/12/2023	at Rutgers	W	76-56	1619
11/17/2023	California	L	53-67	2559
11/20/2023	at UCF	L	53-60	1180
11/26/2023	Alabama A&M	W	68-45	2427
11/30/2023	Clemson	W	83-53	2388
12/03/2023	at UAB	W	72-62	861
12/10/2023	at Little Rock	W	58-45	1378
12/13/2023	Alabama St.	W	94-37	2246
12/16/2023	Norfolk St.	W	67-39	2396
12/20/2023	Washington St.	W	69-62	2341
12/31/2023	North Ala.	W	79-58	2422
01/04/2024	Tennessee	L	67-75	2928
01/07/2024	at Texas A&M	L	44-66	5953
01/11/2024	at Ole Miss	L	55-58	2350
01/14/2024	LSU	W	67-62	7720
01/18/2024	at Vanderbilt	L	50-53	1848
01/21/2024	Alabama	W	78-65	6075
01/29/2024	Georgia	W	67-49	3165
02/01/2024	South Carolina	L	54-76	4814
02/04/2024	at Arkansas	L	72-74	4450
02/11/2024	at Missouri	W	70-59	4480
02/15/2024	Kentucky	W	78-50	2653
02/18/2024	at Alabama	L	61-67	3569
02/22/2024	at LSU	L	66-71	11453
02/25/2024	Texas A&M	W	57-41	3760



2023-24 Auburn Women's Basketball Combined Team Statistics In Conference games

Game Records

Record	Overall	Home	Away	Neutral
ALL GAMES	6-8	5-2	1-6	0-0
CONFERENCE	6-8	5-2	1-6	0-0
NON-CONFERENCE	0-0	0-0	0-0	0-0

Score by Periods

Team	1st	2nd	3rd	4th	OT	TOT
Auburn	214	219	195	258	0	886
Opponents	168	211	270	217	0	866

Team Box Score

No.	Player				Total		3-Point		F-Throw		Rebounds								PTS	AVG		
		GP-GS	MIN	AVG	FG-FGA	FG%	3FG-3FGA	3FG%	FT-FTA	FT%	OFF	DEF	TOT	AVG	PF	DQ	A	TO			BLK	STL
23	SCOTT-GRAYSON, Honesty	14-14	431:03	30.8	100-244	.410	20-66	.303	59-74	.797	17	45	62	4.4	31	0	31	37	8	20	279	19.9
2	MINGO-YOUNG, JaMya	14-14	398:02	28.4	44-121	.364	7-24	.292	39-47	.830	15	57	72	5.1	29	0	46	30	2	29	134	9.6
14	COLLINS, Taylen	14-14	452:28	32.3	44-108	.407	0-0	.000	26-41	.634	41	50	91	6.5	33	0	9	31	10	24	114	8.1
4	DUHON, Kaitlyn	14-9	267:13	19.1	31-68	.456	1-13	.077	12-19	.632	9	25	34	2.4	29	0	4	16	2	13	75	5.4
12	BOSTIC, Mar'shaun	14-0	224:24	16.0	19-55	.345	0-2	.000	26-38	.684	4	12	16	1.1	27	0	32	30	0	20	64	4.6
5	SHAW, Sydney	14-1	238:19	17.0	22-78	.282	12-41	.293	2-2	1.000	4	34	38	2.7	16	0	9	17	3	7	58	4.1
1	SUMBANE, Celia	14-7	266:53	19.1	21-58	.362	0-7	.000	15-21	.714	18	18	36	2.6	37	1	10	20	7	17	57	4.1
30	SCOTT, Savannah	13-10	191:04	14.7	21-41	.512	0-0	.000	5-8	.625	21	15	36	2.8	16	0	2	8	10	2	47	3.6
20	AKINBOLAWA, Oyindamola	8-1	97:42	12.2	7-16	.438	0-0	.000	3-4	.750	6	11	17	2.1	12	0	4	6	2	4	17	2.1
3	EDDINGS, McKenna	12-0	103:18	8.6	7-40	.175	6-27	.222	3-4	.750	3	3	6	0.5	12	0	6	6	0	4	23	1.9
0	MILTON, Yakiya	9-0	93:35	10.4	3-9	.333	0-0	.000	6-8	.750	3	15	18	2.0	18	0	1	1	4	4	12	1.3
32	THURMAN, Timya	7-0	25:14	3.6	2-6	.333	0-0	.000	0-0	.000	1	1	2	0.3	3	0	0	4	3	0	4	0.6
21	YOUNG, Audia	4-0	06:16	1.6	1-4	.250	0-2	.000	0-0	.000	0	0	0	0.0	2	0	0	1	0	0	2	0.5
24	MCFADDEN, Carsen	3-0	04:29	1.5	0-0	.000	0-0	.000	0-0	.000	0	0	0	0.0	0	0	0	0	0	0	0	0.0
Team											35	34	69					9				
Total		14	2800		322-848	.380	46-182	.253	196-266	.737	177	320	497	35.5	265	1	154	216	51	144	886	63.3
Opponents		14	2800		307-763	.402	47-177	.266	205-287	.714	169	371	540	38.6	254	5	142	281	64	105	866	61.9

Team Statistics

	AUB	OPP
Scoring	886	866
Points per game	63.3	61.9
Scoring margin	+1.4	-
Field goals-att	322-848	307-763
Field goal pct	.380	.402
3 point fg-att	46-182	47-177
3-point FG pct	.253	.266
3-pt FG made per game	3.3	3.4
Free throws-att	196-266	205-287
Free throw pct	.737	.714
F-Throws made per game	14.0	14.6
Rebounds	497	540
Rebounds per game	35.5	38.6
Rebounding margin	-3.1	-
Assists	154	142
Assists per game	11.0	10.1
Turnovers	216	281
Turnovers per game	15.4	20.1
Turnover margin	+4.6	-
Assist/turnover ratio	0.7	0.5
Steals	144	105
Steals per game	10.3	7.5
Blocks	51	64
Blocks per game	3.6	4.6
Winning streak	1	-
Home win streak	2	-
Attendance	31115	34103
Home games-Avg/Game	7-4445	7-4872
Neutral site-Avg/Game	-	0-0

Team Results

Date	Opponent		Score	Att.
01/04/2024	Tennessee	L	67-75	2928
01/07/2024	at Texas A&M	L	44-66	5953
01/11/2024	at Ole Miss	L	55-58	2350
01/14/2024	LSU	W	67-62	7720
01/18/2024	at Vanderbilt	L	50-53	1848
01/21/2024	Alabama	W	78-65	6075
01/29/2024	Georgia	W	67-49	3165
02/01/2024	South Carolina	L	54-76	4814
02/04/2024	at Arkansas	L	72-74	4450
02/11/2024	at Missouri	W	70-59	4480
02/15/2024	Kentucky	W	78-50	2653
02/18/2024	at Alabama	L	61-67	3569
02/22/2024	at LSU	L	66-71	11453
02/25/2024	Texas A&M	W	57-41	3760



Yakiya Milton
Freshman • F • 6-4
Jacksonville, Fla.
Mandarin HS



Celia Sumbane
Junior • G • 6-2
Maputo, Mozambique
South Plains CC (TX)



JaMya Mingo-Young
Graduate • G • 5-8
Bogalusa, La.
Alabama



McKenna Eddings
Junior • G • 6-0
Williamsburg, Va.
Moberly Area CC (MO)



Kaitlyn Duhon
Sophomore • G • 5-10
Houston, Texas
Summer Creek HS




Sydney Shaw
Sophomore • G • 5-9
Miami, Fla.
DME Academy




Mar'Shaun Bostic
Sophomore • G • 5-8
St. Louis, Mo.
Vashon HS



Taylen Collins
Senior • F • 6-1
Muldraw, Okla.
Oklahoma State



Kionna Gaines
Junior • G • 5-9
Columbus, Ga.
Clemson



Oyindamola Akinbolawa
Sophomore • C • 6-5
Lagos, Nigeria



Audia Young
R-Freshman • G • 5-9
Tallahassee, Fla.
Florida State Univ. HS



Honesty Scott-Grayson
Graduate • G • 5-9
Brick, N.J.
Baylor



Carsen McFadden
Senior • G • 5-7
Fairview, Texas
Lovejoy HS



Savannah Scott
Freshman • C • 6-4
Conway, Ark.
Conway HS



Timya Thurman
Freshman • C • 6-5
Linden, Ala.
Linden HS



Johnnie Harris
Head Coach (3rd year)
Pine Bluff, Ark.
Arkansas Baptist (1996)



Fred Williams
Associate Head Coach
Inglewood, Calif.
Boise State (1979)



Damitria Buchanan
Associate Head Coach
Houston, Texas
Texas A&M (2010)



Ketara Chapel
Assistant Coach
Temple, Texas
Mississippi State (2017)



Alex Stewart
Assistant Coach
Norcross, Ga.
Georgia Tech (2003)



Savannah Carter
Assistant Coach
Tulsa, Okla.
Mississippi State (2015)