



# 2023-24 AUBURN WOMEN'S BASKETBALL

AUBURN ATHLETICS COMMUNICATIONS: 392 SOUTH DONAHUE DRIVE || AUBURN, AL 36830 || AUBURNTIGERS.COM || @AUBURNWBB

## 2023-24 SCHEDULE/RESULTS

11-3, 0-1 SEC

DATE	OPPONENT	TIME/TV/RESULT
Oct. 30	WEST GEORGIA (exh.)	W 77-49
Nov. 2	COLUMBUS STATE (exh.)	W 94-65
Nov. 6	JACKSONVILLE STATE	W 78-49
Nov. 9	LOUISIANA-LAFAYETTE	W 60-54
Nov. 12	at Rutgers	W 76-56
Nov. 17	CALIFORNIA	L 53-67
Nov. 20	at UCF	L 53-60
Nov. 26	ALABAMA A&M	W 68-45
Nov. 30	^ CLEMSON	W 83-53
Dec. 3	at UAB	W 72-62
Dec. 10	at Little Rock	W 58-45
Dec. 13	ALABAMA STATE	W 94-37
Dec. 16	NORFOLK STATE	W 67-39
Dec. 20	WASHINGTON STATE	W 69-62
Dec. 31	NORTH ALABAMA	W 79-58
Jan. 4	* TENNESSEE	L 67-75
Jan. 7	* at Texas A&M	SECN 3 pm
Jan. 11	* at Ole Miss	+ 6:30 pm
Jan. 14	* LSU	ESPN 2 pm
Jan. 18	* at Vanderbilt	+ 6:30 pm
Jan. 21	* ALABAMA	+ 2 pm
Jan. 29	* GEORGIA	SECN 6 pm
Feb. 1	* SOUTH CAROLINA	+ 7 pm
Feb. 4	* at Arkansas	SECN 5 pm
Feb. 11	* at Missouri	SECN 3 pm
Feb. 15	* KENTUCKY	SECN 6 pm
Feb. 18	* at Alabama	+ 2 pm
Feb. 22	* at LSU	SECN 8 pm
Feb. 25	* TEXAS A&M	+ 2 pm
Feb. 29	* MISSISSIPPI STATE	+ 7 pm
Mar. 3	* at Florida	SECN 11 am
Mar. 6-10	SEC Tournament	Greenville

All times Central. Home Games in **BOLD CAPS**.

\* SEC Game

^ ACC/SEC Challenge

+ = SEC Network + / WatchESPN.com / ESPN App

## AUBURN ATHLETICS COMMUNICATIONS

WES TODD .....Assistant Director/WBB Contact  
 ..... wlt0006@auburn.edu  
 ..... C: 334-750-5682

KIRK SAMPSON .....Senior Associate AD  
 ..... kirk@auburn.edu

Web .....AuburnTigers.com  
 Twitter .....@AuburnWBB  
 Facebook ...../AuburnWBB  
 Instagram .....@AuburnWBB  
 Office Phone .....(334) 844-9800



## GAME 15

## Texas A&M (12-2, 0-1)

Sunday, January 7, 2024 • 3 p.m. CT



Site ..... College Station, Texas  
 Venue ..... Reed Arena (12,989)  
 TV ..... SEC Network (Kevin Fitzgerald, Tamika Catchings)  
 Radio ..... AU100 (100.3 FM) (Brit Bowen)  
 Live Audio ..... AuburnTigers.com | Auburn Athletics app  
 Live Stats ..... 12thMan.com  
 Twitter ..... @AuburnWBB  
 Series Record ..... Texas A&M leads 16-1  
 in College Station ..... Texas A&M leads 7-0  
 Last Meeting ..... Auburn 65, Texas A&M 55 (Feb. 16, 2023, in Auburn)

## GAMEDAY BREAKDOWN

### AUBURN TIGERS

Rankings ..... AP: NR | Coaches: NR | NET: 68  
 2023-24 Record ..... 11-3  
 SEC ..... 0-1  
 Home ..... 8-2  
 Away ..... 3-1  
 Neutral ..... 0-0  
 Streak ..... L1  
 Head Coach ..... Johnnie Harris  
 Record at AU (Yrs.) ..... 37-36 (3rd)  
 Overall Record (Yrs.) ..... Same  
 Record vs. Texas A&M ..... 1-1  
 Last Game ..... lost to Tennessee, 67-75

### TEXAS A&M AGGIES

Rankings ..... AP: RV | Coaches: NR | NET: 26  
 2023-24 Record ..... 12-2  
 SEC ..... 0-1  
 Home ..... 9-0  
 Away ..... 2-2  
 Neutral ..... 1-0  
 Streak ..... L1  
 Head Coach ..... Joni Taylor  
 Record at TAMU (Yrs.) ..... 21-22 (2nd)  
 Overall Record (Yrs.) ..... 161-97 (9th)  
 Record vs. Auburn ..... 7-3  
 Last Game ..... lost at Georgia, 54-50

## STARTERS FROM LAST GAME



**CELIA SUMBANE**  
 F • JR • 6-2  
 Maputo, Mozambique  
 PPG: 4.0  
 RPG: 3.2  
 APG: 0.8



**JAMYA MINGO-YOUNG**  
 G • GR • 5-8  
 Bogalusa, La.  
 PPG: 9.3  
 RPG: 4.5  
 APG: 4.4



**SYDNEY SHAW**  
 G • SO • 5-9  
 Miami, Fla.  
 PPG: 7.9  
 RPG: 2.3  
 APG: 1.1



**TAYLEN COLLINS**  
 F • SR • 6-0  
 Muldrow, Okla.  
 PPG: 8.5  
 RPG: 6.4  
 APG: 1.1



**HONESTY SCOTT-GRAYSON**  
 G • GR • 5-8  
 Brick, N.J.  
 PPG: 15.5  
 RPG: 4.2  
 APG: 2.4

## OFF THE BENCH

No.	Pos.	Name	Ht.	Year	PPG	RPG	Hometown
0	F	Yakiya Milton	6-4	Fr.	0.5	1.5	Jacksonville, Fla.
3	G	McKenna Eddings	6-0	Jr.	4.9	1.9	Williamsburg, Va.
4	G	Kaitlyn Duhon	5-10	So.	5.1	2.7	Houston, Texas
12	G	Mar'Shaun Bostic	5-9	Jr.	7.2	2.5	St. Louis, Mo.
15	G	Kionna Gaines	5-9	Jr.	0.0	0.6	Columbus, Ga.
20	C	Oyindamola Akinbolawa	6-5	So.	2.2	1.9	Lagos, Nigeria
21	G	Audia Young	5-7	R-Fr.	2.3	1.3	Tallahassee, Fla.
24	G	Carsen McFadden	5-7	Sr.	1.0	0.3	Fairview, Texas
30	C	Savannah Scott	6-4	Fr.	6.1	3.9	Conway, Ark.
32	C	Timya Thurman	6-5	Fr.	1.6	0.8	Linden, Ala.

**Head Coach:** Johnnie Harris (3rd season at Auburn)

**Assistants:** Fred Williams, Damitria Buchanan, Ketara Chapel, Savannah Carter, Alex Stewart

#WarEagle  
#TheRise



AuburnTigers.com



@AuburnWBB | @AuburnTigers  
@CoachJ\_AU | @coachjharris



/AuburnWBB  
/AuburnTigers

**TEAM SCHEDULE AND MEDIA AVAILABILITY >> JANUARY 7-13** (times Central unless noted otherwise)

SUNDAY January 7	MONDAY January 8	TUESDAY January 9	WEDNESDAY January 10	THURSDAY January 11	FRIDAY January 12	SATURDAY January 13
<b>GAME</b> 3:00 Auburn at Texas A&M	<b>OFF DAY</b>	<b>PRACTICE</b> 9 am-Noon Neville Arena	<b>PRACTICE</b> Noon-3 pm Neville Arena	<b>GAME</b> 7:00 Auburn vs. Tennessee	<b>PRACTICE</b> 1:30-4:30 pm Neville Arena	<b>PRACTICE</b> 11 am-1:30 pm Neville Arena
Interviews postgame Return to Auburn				Interviews postgame		<b>TRAVEL</b> to College Station, Texas

**AUBURN ATHLETICS COMMUNICATIONS SERVICES**

**QUICK FACTS**

**AUBURNTIGERS.COM**

For updated game notes, statistics and all the latest information on Auburn basketball and gameday activities, go to AuburnTigers.com.

**INTERVIEW POLICIES**

- Practices are open to the public and media; however, media are strongly encouraged to notify Wes Todd if they are planning to attend.
- Coach Harris, assistant coaches and student-athletes are available for phone, virtual and in-person interviews by contacting Wes Todd in the athletic communications office.
- Following home games, interviews with Coach Harris and selected players will be conducted in the Neville Arena media room following radio/TV obligations. Players will go first, followed by Coach Harris. Visiting players and coaches should be requested through the opponent SID.
- Interviews following road contests will be conducted by request of the home team's media; postgame interviews with Coach Harris can be heard on the Auburn Sports Network radio broadcast.

**CREDENTIALS**

--Anyone wishing to cover Auburn women's basketball should contact Wes Todd in the communications office at least 24 hours in advance. Game credentials will be held at media will call, **which will move back to the scholarship entrance for the 2023-24 season.** There will be no season credentials. Parking passes are not needed. A concession voucher will be provided on request, and soft drinks/water are available in the media room.

**GAME DAY SERVICES**

- Media seating is available on a first-come, first-served basis on the press row table across from the team benches. At least 5-6 seats will be available for media each game. Overflow media seating will be available at the top of sections 222-223.
- Printed flip cards will be available in the media room. All other information (game notes, stats, etc.) will be available on AuburnTigers.com and StatBroadcast.com. Wireless internet (AU Open) is available in the arena.
- Photo/video work space will be provided in the media room.

**VIDEO SERVICES**

FTP feeds of selected Auburn basketball highlights are available for the media. Highlights and postgame press conference video will be posted following each game to ImagenCloud; visit auburn.imagencloud.com to register.

**COMMUNICATIONS STAFF**

- Wes Todd Women's Basketball contact  
cell: 334-750-5682  
email: wlt0006@auburn.edu
- Kirk Sampson Associate AD  
cell: 334-750-1385  
email: sampska@auburn.edu

**GENERAL INFORMATION**

Location.....	Auburn, Ala.
Founded .....	1856
Enrollment.....	31,526
Nickname .....	Tigers
Colors.....	Burnt Orange and Navy Blue
Facility (Capacity) .....	Neville Arena (9,121)
President .....	Dr. Christopher Roberts
Director of Athletics .....	John Cohen
WBB Administrator/SWA .....	Djenane Paul
Faculty Representative .....	Dr. Duane Brandon

**WOMEN'S BASKETBALL HISTORY**

First Year of Women's Basketball .....	1971
All-Time Record (Years).....	989-554 (53rd)
All-Time SEC Record (since 1981) .....	247-290
All-Time Home Record .....	475-145
at Neville Arena (since 2010).....	128-76
NCAA Tournament Appearances.....	21
Last NCAA App./Result.....	2019 - First Round
SEC Regular-Season Championships .....	5
.....	1981, 1987, 1988, 1989, 2009
SEC Tournament Championships.....	4
.....	1981, 1987, 1990, 1997

**COACHING & SUPPORT STAFF**

Head Coach .....	Johnnie Harris
Alma Mater, Year .....	Arkansas Baptist, 1996
Overall Record .....	37-36 / 3rd year
Auburn Record .....	37-36 / 3rd year
Assoc. Head Coach/Def. Coord. ....	Fred Williams
Assoc. Head Coach/Off. Coord.....	Damitria Buchanan
Assistant Coach/Recruiting .....	Ketara Chapel
Assistant Coach/Chief of Staff .....	Alex Stewart
Assistant Coach/Player Development.....	Savannah Carter
Dir. of Program Relations, Ops, Events .....	Tra'Cee Tanner
Director of Creative Content .....	Connor Putman
Director of Student-Athlete Success.....	Reneisha Bolden
Special Assistant to the Head Coach.....	Ankara McNeil
Strength & Conditioning Coach .....	Jen Jones
Athletic Trainer.....	Rosemary Ragle
Graduate Assistant.....	DeQuann "DQ" Gordon

**GAMEDAY EXPERIENCE: NEVILLE ARENA**

>> Neville Arena is in its 13th season as home of Auburn Basketball. The Tigers are 128-76 since moving to the Arena in 2010-11. The facility seats 9,121 for basketball and also hosts Auburn volleyball and gymnastics.



**TEAM INFORMATION**

2022-23 Record .....	16-15
2022-23 SEC Record .....	5-11
SEC Finish.....	10th
Postseason .....	WNIT Second Round
Starters Returning/Lost.....	2/3
Letterwinners Returning/Lost .....	6/8
Newcomers.....	8

# AUBURN TIGERS SPEED CHART

Overall: 11-3 SEC: 0-1

Head Coach: Johnnie Harris (37-36, 3rd season)

## PRONUNCIATION GUIDE

Oyindamola Akinbolawa - oh-WIN-dah-MO-lah  
 ah-KEEN-bo-LAH-wah  
 Celia Sumbane - SELL-yah soom-BAH-nay  
 Yakiya Milton - ya-KYE-ah

JaMya Mingo-Young - ja-MYE-ah  
 Timya Thurman - ti-MYE-ah  
 Keturah Chapel - kuh-TARE-ah

Number	Name	Position / Year / Hometown	Season High	Career High	PPG	RPG	APG	FG	3FG	FT	PTS	REB	AST	STL	BLK	Notes
0	<b>YAKIYA MILTON</b>	F • 6-4 • Fr. • Jacksonville, Fla. • Mandarin HS	2	4	1	2	2	2			2	4	1	2	2	<b>LAST GAME (vs UT):</b> DNP • Season-best 2 pts, 4 reb at UAB • 4 rebounds, 2 steals, 1 assist vs. Alabama State • Avg. 11 pts, 10 reb, 4 blk per game in HS • Youngest player on team, won't turn 18 until Feb.
1	<b>CELIA SUMBANE</b>	G • 6-2 • Jr. • Maputo, Mozambique • South Plains CC (Texas)	11	7	3	5	2				11	7	3	5	2	<b>LAST GAME (vs UT):</b> 4 points, 4 rebounds, 2 stl, 1 blk • Huge game vs ASU: 11 pts, 7 reb, 5 stl, 3 ast, all career-hi • First Auburn start vs. Alabama A&M • JUCO All-American at South Plains CC; 14.6 ppg as soph • 5th Auburn player from Africa; 1st from Mozambique
2	<b>JAMYA MINGO-YOUNG</b>	G • 5-8 • Gr. • Bogalusa, La. • Alabama	16	10	7	5	1				16	10	7	5	1	<b>LAST GAME (vs UT):</b> 11 points, 4 rebounds, 5 stl, 2 ast • Has made 27 straight FTs dating back to UAB game • Leads SEC in assist/turnover ratio (3.7); 9th in NCAA • 1st Auburn double-double vs. UNA (13 pts/10 reb) • 12-12 FT vs. Norfolk St; tied AU single-game FT% record
3	<b>McKENNA EDDINGS</b>	G • 6-0 • Jr. • Williamsburg, Va. • Moberly Area CC (Mo.)	14	4	3	3	2				14	4	3	3	2	<b>LAST GAME (vs UT):</b> 3 points, 2 rebounds, 2 ast, 2 stl • Career-high 14 pts, 3 stl, 4-5 3FG vs. North Alabama • First D1 start vs. Cal; scored 5 points • JUCO All-American at Moberly Area CC (Mo.) • Avg. 16.2 pts, 5.2 reb, 2.0 ast, 2.4 stl as a sophomore
4	<b>KAITLYN DUHON</b>	G • 5-10 • So. • Houston, Texas • Summer Creek HS	13	6	3	5	1				13	6	3	5	1	<b>LAST GAME (vs UT):</b> 2 points, 1 rebound • Career-high 5 steals, 3 assists in just 10 mins vs. ASU • 13 points in opener vs. JSU • Avg. 3.8 pts, 2.3 reb in 13.8 mins/game in 22-23 • Career-hi 17 pts, 7 reb, 3 stl vs. South Alabama in '22-23
5	<b>SYDNEY SHAW</b>	G • 5-9 • So. • Miami, Fla. • DME Academy	17	6	4	2	2				17	6	4	2	2	<b>LAST GAME (vs UT):</b> 1 rebound, 1 assist • Career-high 17 points at UCF (11/20) • Career-high 6 rebounds w/ 11 pts, 4 ast vs. Clemson • Started 25 gms as freshman; avg. 7.6 pts, 2.6 reb. 2.3 ast • Shot 34% on 3-pointers in 22-23 (40-of-118)
12	<b>MAR'SHAUN BOSTIC</b>	G • 5-8 • Jr. • St. Louis, Mo. • Vashon HS	12	9	4	5	1				12	9	4	5	1	<b>LAST GAME (vs UT):</b> 17 points, 1 rebound, 1 ast, 1 stl • Season-high 17 points (7-11 FG) vs. Tennessee (1/4) • Career-high 9 rebounds vs. ULL; previous high was 4 • Career-best 23 pts at Clemson in '23 WNIT 2nd round • Fastest player on team, gets to the rim quickly
14	<b>TAYLEN COLLINS</b>	F • 6-1 • Sr. • Muldrow, Okla. • Oklahoma State	17	14	3	4	2				17	14	3	4	2	<b>LAST GAME (vs UT):</b> 8 points, 6 rebounds • 1st Auburn double-double vs. Ala. A&M (10p/10r) • Season-high 17 points vs. Alabama State • Avg. 9.5 pts, 9.1 reb in 2022-23; 4th in Big 12 in rebs • Tied OSU record for rebs. w/ 23 vs. North Texas
15	<b>KIONNA GAINES</b>	G • 5-9 • Jr. • Columbus, Ga. • Clemson	-	2	-	1	-				18	5	2	2	1	<b>LAST GAME (vs UT):</b> DNP • Played in all 35 games for Clemson in 2022-23 • Avg. 2.4 pts, 1.7 reb in 9.2 minutes/game • Fast, athletic guard that can play several positions
20	<b>OYINDAMOLA AKINBOLAWA</b>	C • 6-5 • So. • Lagos, Nigeria	7	5	3	2	1				7	5	3	2	1	<b>LAST GAME (vs UT):</b> 2 points, 5 rebounds, 1 assist • Career-high 7 points, 3 assists vs. Washington State • Played 15 games in '23 after joining Auburn mid-season • 4th AU WBB player from Africa, first from Nigeria
21	<b>AUDIA YOUNG</b>	F • 5-9 • R-Fr. • Tallahassee, Fla. • Florida State Univ. HS	4	4	1	2	-				4	4	1	2	-	<b>LAST GAME (vs UT):</b> DNP • Scored first Auburn basket vs. Alabama A&M • Missed 2022-23 season with torn achilles • Daughter of AU All-American & SEC POY Carolyn Jones-Young (88-91); wears her mom's retired #21
23	<b>HONESTY SCOTT-GRAYSON</b>	G • 5-8 • Gr. • Brick, N.J. • Baylor	24	9	5	5	1				31	14	6	5	4	<b>LAST GAME (vs UT):</b> 16 points, 5 rebounds, 1 ast, 1 stl • Season-high 24 points vs. Alabama State • 4-year starter for Auburn; top 3-point shooter last year • Avg. 12.7 pts, 3.6 reb, 2.3 ast, 2.3 stl in 22-23 • 23rd in AU history with 1,250 career points
24	<b>CARSEN McFADDEN</b>	G • 5-7 • Sr. • Fairview, Texas • Lovejoy HS	3	1	-	2	-				4	3	3	2	-	<b>LAST GAME (vs UT):</b> DNP • Walked on in Aug. 2020; awarded scholarship for 23-24 • Played in 16 games in 2022-23 • Career-high 4 pts vs. ULL & Samford • 3-time SEC Academic Honor Roll
30	<b>SAVANNAH SCOTT</b>	C • 6-4 • Fr. • Conway, Ark. • Conway HS	21	11	1	-	2				21	11	1	-	2	<b>LAST GAME (vs UT):</b> 4 points, 1 rebound • SEC Freshman of the Week (11/14) • 1st career double-double at Rutgers (21 pts/11 reb) • Led AU in scoring vs. ULL (16); rebounds vs. JSU (8) • Led Conway HS to 2023 Ark. state title; #16 nat'l ranking
32	<b>TIMYA THURMAN</b>	C • 6-5 • Fr. • Linden, Ala. • Linden HS	4	2	2	1	1				4	2	2	1	1	<b>LAST GAME (vs UT):</b> DNP • First Auburn points vs. Alabama A&M • Only player on roster from state of Alabama • Avg. 25 pts, 20 rebs as HS junior in 2022 • AHSAA 1A Player of the Year in 2022 at Linden HS

Inside the Matchup

**Auburn vs. Texas A&M**

**1-16 (.059)**

In Auburn: 1-6  
 --At Neville Arena: 1-5  
 In College Station: 0-7  
 Neutral Sites: 0-3  
 Trend: Auburn won the last meeting

Dec. 15, 2007	L	60-62	College Station
Nov. 22, 2009	L	59-79	Auburn
Jan. 13, 2013	L	56-78	College Station
Jan. 30, 2014	L	54-71	Auburn
March 7, 2014	L	54-86	Duluth, Ga.*
Feb. 1, 2015	L	45-78	College Station
March 5, 2015	L	47-57	N. Little Rock, Ark.*
Feb. 25, 2016	L	49-57	Auburn
Feb. 5, 2017	L	61-66	College Station
Jan. 7, 2018	L	72-83	Auburn
Feb. 4, 2018	L	59-78	College Station
Jan. 24, 2019	L	67-69	Auburn
March 8, 2019	L	62-64	Greenville, S.C.*
Feb. 23, 2020	L	54-84	College Station
Jan. 28, 2021	L	69-84	Auburn
Jan. 16, 2022	L	53-71	College Station
Feb. 16, 2023	W	65-55	Auburn

\*SEC Tournament

**Auburn Women's Basketball Quick Hitters**

- This is the 18th meeting between Auburn and Texas A&M in women's basketball
- Auburn ended Texas A&M's unbeaten streak in the series with a 65-55 win on Feb. 16 of last season in Auburn
- Auburn's last win in the state of Texas came March 18, 2016, in Waco in the first round of the NCAA Tournament vs. St. John's (lost 8 straight since then)
- JaMya Mingo-Young has made 27 consecutive free throws dating back to the UAB game Dec. 3
- Mingo-Young got her first Auburn double-double with 13 points, 10 rebounds, 7 assists vs. North Alabama; she also flirted with a triple-double with 12 points, 7 rebounds and 7 assists in the win over Washington State Dec. 20
- Mingo-Young went 12-for-12 at the free-throw line in the win over Norfolk State; that tied an Auburn record for single-game free throws without a miss
- Mingo-Young scored a season-high 16 points and went 9-of-11 at the free-throw line in the win over Clemson
- Mingo-Young leads the SEC in assist/turnover ratio at 3.7; that ranks 9th in the nation
- Honesty Scott-Grayson leads the Tigers with 15.5 points/game
- Scott-Grayson scored a season-high 24 points in the win over Alabama State Dec. 13; she also had 22 at UAB Dec. 3
- Scott-Grayson matched her then-season high with 18 points in the win over Clemson; she also had 5 assists and 5 steals
- Five players scored in double-figures in the win over North Alabama; first time since the 2020-21 season
- Auburn recorded a school-record 28 steals in a 94-37 win over Alabama State Dec. 13; Auburn forced 40 turnovers, second-most in program history, in the win
- Auburn has three road victories this season (Rutgers, UAB, Little Rock), the most since winning 10 road games in 2018-19
- Auburn clinched a 7-7 tie in the ACC/SEC Challenge with an 83-53 win over Clemson Nov. 30
- The Tigers' 30-point win over Clemson was its largest over a Power 5 opponent since a 77-38 win over Alabama in 2019
- Auburn's 30-point win over Clemson was the largest margin of victory by any team, men or women, in the ACC/SEC Challenge
- Sophomore Sydney Shaw scored a career-high 17 points at UCF, then led the Tigers in scoring with 15 vs. Alabama A&M; Shaw has scored in double-figures in six games so far in 2023-24
- Mar'Shaun Bostic had a career-high 5 steals along with tying her career high with 4 assists in the win over Clemson
- Taylen Collins had a huge second half in the win over ULL with all nine of her points and 8 of her 14 rebounds coming after halftime; she scored a season-high 17 points in the win over Alabama State
- Collins recorded her first Auburn double-double with 10 points and 10 rebounds vs. Alabama A&M
- Celia Sumbane had a huge game vs. Alabama State with 11 points, 7 rebounds, 5 steals and 3 assists
- Auburn rallied from 13 points behind at Rutgers in the first quarter and went on a 41-5 run over the next 15 minutes to take as much as a 23-point lead; Auburn would win 76-56; the Tigers also rallied from a 12-point deficit vs. Louisiana

**Moving On Up (Auburn/SEC Career Milestone Watch) . . .**

- **Honesty Scott-Grayson** is tied for 23rd in Auburn history with 1,266 points (at Auburn); needs 5 to tie for 22nd (Katie Frerking, 1,271); 40 to tie for 21st (C.C. Hayden, 1,306)
- **Honesty Scott-Grayson** has 188 career assists; needs 1 to enter Auburn top 30
- **Honesty Scott-Grayson** has 1,340 career points (1,266 at Auburn + 74 at Baylor)
- **Honesty Scott-Grayson** is tied for 9th in Auburn history in career scoring average (13.6 ppg)
- **Honesty Scott-Grayson** has 99 career made 3-pointers; needs 4 to tie for 10th at Auburn (Carolyn Jones, 103)
- **Honesty Scott-Grayson** is 5th among active scoring leaders in the SEC (1,266)
- **Honesty Scott-Grayson** is 3rd among active steals leaders in the SEC (171)
- **Honesty Scott-Grayson** is 9th among active assists leaders in the SEC (188)
- **Honesty Scott-Grayson** is 19th among active rebounds leaders in the SEC (414)
- **JaMya Mingo-Young** is 16th among active scoring leaders in the SEC (821)
- **JaMya Mingo-Young** is 4th among active steals leaders in the SEC (166)
- **JaMya Mingo-Young** is 6th among active assists leaders in the SEC (258)
- **JaMya Mingo-Young** is 14th among active rebounds leaders in the SEC (485)

**INDIVIDUAL CATEGORY LEADERS**

<b>Auburn</b>		<b>Texas A&amp;M</b>
Honesty Scott-Grayson - 15.5	Points	Janiah Barker - 12.6
Taylen Collins - 6.4	Rebounds	Lauren Ware - 9.2
JaMya Mingo-Young - 4.4	Assists	Endyia Rogers - 4.3
Mar'Shaun Bostic - 1.9	Steals	Aicha Coulibaly - 2.1
Yakiya Milton - 0.8	Blocks	Lauren Ware - 2.5
Honesty Scott-Grayson - 28.0	Minutes Played	Aicha Coulibaly - 26.5
Savannah Scott - .673	Field Goal Percentage	Aicha Coulibaly - .552
Sydney Shaw - .333	3-Point Percentage	Endyia Rogers - .385
JaMya Mingo-Young - .884	Free-Throw Percentage	Endyia Rogers - .864

**OPENING TIP**

» Auburn hits the road for the first time in almost a month when they travel to College Station, Texas, to take on Texas A&M. Game time is 3 p.m. CT Sunday at Reed Arena.

» Auburn is 11-3 overall, 0-1 in SEC play. The Tigers saw an 8-game winning streak snapped with a 75-67 loss to Tennessee Thursday in the SEC opener for both teams.

» Texas A&M is 12-2 overall, 0-1 in SEC play. The Aggies lost on the road at Georgia 54-50 Thursday.

**ON THE AIR**

» Brit Bowen will have the radio call on AU100 (100.3 FM) beginning at 2:45 p.m. CT. The broadcast can also be heard on AuburnTigers.com and the Auburn Athletics app.

» Sunday's game can be seen on SEC Network with Kevin Fitzgerald and Tamika Catchings on the call.

**LAST TIME OUT**

» Auburn led by double digits early in the second half, but Tennessee took control the rest of the way to win the SEC opener 75-67 Thursday at Neville Arena, ending the Tigers' eight-game winning streak.

» Mar'shaun Bostic scored a season-high 17 points on 7-of-11 shooting to lead Auburn. Honesty Scott-Grayson added 16 and JaMya Mingo-Young scored 11. Rickea Jackson scored 24 points and grabbed 19 rebounds to lead Tennessee (8-5, 1-0).

» Leading 40-32 at the half, Scott-Grayson's jumper put Auburn ahead by 10 before the Tigers missed 10 straight shots and the Lady Vols used a 13-0 run to take a three-point lead before Bostic hit a pair of free throws to end the drought. Auburn made only one of its last 15 shots in the third quarter, missing a layup after a steal that would've pulled the Tigers within one. Instead, Tennessee quickly hit a 3-pointer at the other end to take a 54-48 lead heading to the fourth quarter, a pivotal possession.

» The Tigers made 25 percent of their second-half shots while Tennessee shot 56 percent in the half and 50 percent in the game.

**UP NEXT**

» Auburn stays on the road for its next game, traveling to Oxford, Miss., to take on the Ole Miss Rebels on Thursday, Jan. 11. Game time is 6:30 p.m. at the SJB Pavilion.

**AN AUBURN WIN WOULD...**

- » Improve the Tigers' record to 12-3, their best mark through 15 games since 2018-19 (13-2).
- » Be Auburn's first-ever win in College Station.
- » Be Auburn's second-straight win over Texas A&M after losing the first 16 meetings in the series.
- » Snap an 8-game losing streak in the state of Texas (last win: 3/18/16 vs. St. John's in Waco; NCAA 1st Round).

**AUBURN-TEXAS A&M SERIES**

» This is the 18th meeting between Auburn and Texas A&M. The Aggies won the first 16 meetings before Auburn broke through with a home victory last season. Auburn is 0-7 in College Station.

**LAST MEETING: Feb. 16, 2023, at Knoxville Auburn 65, Texas A&M 55**

» Aicha Coulibaly scored 18 points, and Auburn

overcame an eight-point deficit in the second half to defeat Texas A&M 65-55 Thursday at Neville Arena, the Tigers' first victory vs. the Aggies in program history in the teams' 17th meeting.

» On a night when Auburn missed a dozen free throws, Sania Wells secured Auburn's historic win by going 10-for-10 from the line in the fourth quarter. Wells scored all of Auburn's points during a game-ending 10-2 run that turned a two-point lead into a 10-point victory.

» Auburn made 12 steals while forcing 29 Aggie turnovers, the most by an SEC opponent this season. The Tigers committed 22 turnovers but still managed to outscore Texas A&M 24-20 in points off turnovers.

» The victory secured a .500 regular season record for Auburn and doubled last season's SEC victory total.

**SCOUTING THE AGGIES**

» Texas A&M is 12-2 overall and 0-1 in SEC play. The Aggies are receiving votes in the AP poll.

» The Aggies average 74.9 points per game and lead the SEC rank second nationally in scoring defense at 49.2 points allowed per game. They are No. 3 nationally in field goal percentage defense (31.5%), No. 4 in rebounds per game (48.8) and No. 9 in 3-point defense (23.6%)

» Janiah Barker leads A&M with 12.6 points per game with three others averaging double figures. Lauren Ware is the Aggies' top rebounder at 9.2/ game.

**AUBURN-AGGIE TIES**

» Auburn head coach Johnnie Harris was an assistant coach at Texas A&M from 2007-12, helping lead the Aggies to the 2011 NCAA Championship.

» Auburn associate head coach Damitra Buchanan played for Harris and the Aggies from 2007-10, helping guide A&M to three Blg 12 Conference titles and four top-25 finishes.

**SCOUTING AUBURN**

» Auburn is 11-3 overall, 0-1 in SEC play. An eight-game win streak was snapped with a 75-67 loss to Tennessee Thursday in the SEC opener.

» The Tigers have three road wins this season, the most since winning 10 times on the road in 2018-19.

» Auburn has recorded three non-conference wins over Power 5 opponents (Rutgers, Clemson, Washington State), the most in a single-season since 2008-09.

» Graduate student Honesty Scott-Grayson scored a season-high 24 points against Alabama State and had 22 in the win at UAB Dec. 3. She also had 18 points, 5 assists and 5 steals against Clemson. She leads the team with 15.5 points/ game and also averages 4.2 rebounds and 2.4 assists.

» JaMya Mingo-Young leads Auburn with 4.4 assists/game in the 11 games she has played, and she is second on the team with 9.3 points/game. She leads the SEC and is 9th nationally in assist/turnover ratio (3.7). She is also second in the league in free-throw percentage (88.4%) and has made 27 consecutive free throws dating back to the UAB game Dec. 3. Mingo-Young scored a season-high 16 points against Clemson, hitting 9-of-11 free throw attempts, then matched her scoring output with 16 against Norfolk State and tied an Auburn record

**SEC STANDINGS & SCHEDULE**

	<i>(thru games of 1/4)</i>					
	SEC Games			All Games		
	W	L	Pct.	W	L	Pct.
South Carolina	1	0	1.000	13	0	1.000
Georgia	1	0	1.000	10	4	.714
Kentucky	1	0	1.000	8	7	.533
LSU	1	0	1.000	14	1	.933
Ole Miss	1	0	1.000	11	3	.786
Tennessee	1	0	1.000	8	5	.615
Vanderbilt	1	0	1.000	14	1	.933
Alabama	0	1	.000	13	3	.813
Arkansas	0	1	.000	12	4	.750
AUBURN	0	1	.000	11	3	.786
Florida	0	1	.000	9	4	.692
Mississippi St.	0	1	.000	13	3	.813
Missouri	0	1	.000	9	5	.643
Texas A&M	0	1	.000	12	2	.857

**Thursday, Jan. 4**

South Carolina 89, Florida 66

Tennessee 75, Auburn 67

Ole Miss 55, Alabama 45

Georgia 54, Texas A&M 50

Kentucky 73, Arkansas 63

LSU 92, Missouri 72

Vanderbilt 71, Mississippi State 66

**Sunday, Jan. 7**

\*11 am - Kentucky at Tennessee (SEC Network)

\*Noon - Miss. State at South Carolina (ESPN)

\*1 pm - Georgia at Arkansas (SEC Network)

\*1 pm - Florida at Vanderbilt (+)

\*2 pm - LSU at Ole Miss (ESPN)

\*3 pm - Auburn at Texas A&M (SEC Network)

\*5 pm - Alabama at Missouri (SEC Network)

**Thursday, Jan. 11**

\*6 pm - Alabama at Georgia (+)

\*6 pm - Florida at Tennessee (SEC Network)

\*6 pm - Vanderbilt at Kentucky (+)



\*6:30 pm - Auburn at Ole Miss (+)

\*7 pm - Texas A&M at LSU (+)

\*7 pm - South Carolina at Missouri (+)

\*8 pm - Mississippi State at Arkansas (SEC Network)

**Inside the Numbers**

CATEGORY		
	AUBURN	TEXAS A&M
Points Per Game	69.8	74.9
Scoring Margin	+15.4	+25.6
Field Goal %	41.6%	42.1%
Opp. Field Goal %	36.0%	31.5%
3 pt Field Goal %	29.1%	28.0%
Opp. 3FG %	30.8%	23.6%
Rebounds	38.6	48.8
Opp. Rebounds	35.6	34.3
Rebound Margin	+3.0	+14.5
Turnovers	14.5	13.0
Opp. Turnovers	22.1	17.3
Steals	11.1	9.4
Opp. Steals	6.9	6.1
Blocks	3.7	4.7
Opp. Blocks	2.4	2.6

**Associated Press Top 25**

(Week 9: Jan. 1)

Rk	Team	Record	Prev
1	<b>South Carolina (35)</b>	<b>12-0</b>	<b>1</b>
2	UCLA (1)	12-0	2
3	NC State	13-0	3
4	Iowa	13-1	4
5	Colorado	11-1	8
6	Baylor	12-0	10
7	<b>LSU</b>	<b>13-1</b>	<b>7</b>
8	Stanford	12-1	9
9	Southern California	10-1	6
10	Texas	13-1	5
11	Kansas State	13-1	11
12	Connecticut	10-3	15
13	Virginia Tech	10-2	14
14	Indiana	11-1	16
15	Utah	10-3	12
16	Notre Dame	9-2	13
17	Louisville	12-2	19
18	Gonzaga	13-2	20
19	Marquette	12-1	18
20	Ohio State	10-3	17
21	Creighton	10-2	21
22	Florida State	11-3	22
23	TCU	14-0	23
24	West Virginia	12-0	25
25	Syracuse	11-1	NR

**Also receiving votes:** North Carolina, Washington, Oregon State, **Texas A&M**, UNLV, Michigan State, Miami, Michigan, Davidson, **Mississippi State**, **Vanderbilt**.

**USA TODAY Coaches' Top 25**

(Week 9: Jan. 2)

Rk	Team	Record	Prev
1	<b>South Carolina (32)</b>	<b>12-0</b>	<b>1</b>
2	UCLA	12-0	2
3	Iowa	13-1	3
4	NC State	13-0	4
5	<b>LSU</b>	<b>13-1</b>	<b>6</b>
6	Southern California	10-1	5
7	Colorado	11-1	8
8	Stanford	12-1	9
9	Baylor	12-0	11
10	Texas	13-1	7
11	Virginia Tech	10-2	14
12t	Utah	10-3	10
12t	Kansas State	13-1	16
14	Indiana	11-1	15
15	Connecticut	10-3	17
16	Louisville	12-2	19
17	Notre Dame	9-2	12
18	Ohio State	10-3	13
19	Gonzaga	13-2	20
20	Marquette	12-1	18
21	Creighton	10-2	21
22	Florida State	11-3	22
23	TCU	14-0	25
24	Washington	11-1	24
25	West Virginia	12-0	NR

**Also receiving votes:** Syracuse, Miami, Michigan, North Carolina, UNLV, Oregon State, Princeton, Davidson, Seton Hall, **Vanderbilt**, Saint Joseph's.

going 12-for-12 at the free-throw line. She has flirted with a triple-double two straight games with 13 points/10 rebounds/7 assists vs. North Alabama (12/31) and 12/7/7 vs. Washington State (12/20).

» Senior Taylen Collins scored a season-best 17 points in the win over Alabama State. Collins had a huge second half to spark the comeback win over UL-Lafayette on Nov. 9 with all nine of her points and 8 of 14 rebounds coming after halftime. She recorded her first Auburn double-double with 10 points and 10 rebounds vs. Alabama A&M. She averages 8.5 points and a team-leading 6.4 rebounds.

» Junior Mar'Shaun Bostic scored a season-high 17 points on 7-11 shooting vs. Tennessee. She had a huge game in the opener vs. Jacksonville State with 12 points, 4 assists, 4 steals and 3 rebounds. She then had another huge game against Clemson with 7 points, 4 assists and a career-high 5 steals. She was a breakout star in the Tigers' final game of the season last year, scoring a career-high 23 points in the WNIT second round matchup at Clemson. Bostic, one of the fastest players in the SEC, plays significant minutes at point guard and can be one of the SEC's top defenders.

» Sophomore Sydney Shaw scored a career-high 17 points at UCF and has hit double-figures in six games. Shaw also led the Tigers with 15 points in the Alabama A&M win and scored 11 against Clemson. She is fourth on the team with 7.9 points/game and leads the outside attack with 18 3-pointers.

» Sophomore Kaitlyn Duhon started the season off with a bang, scoring 13 points along with 3 rebounds and 2 steals in the opener vs. JSU. She showed off her speed against Clemson, especially late in the first half, as she scored 10 points with 3 rebounds and 3 steals. She swiped a career-high 5 steals in just 10 minutes of action vs. Alabama State.

» Celia Sumbane and McKenna Eddings, both JUCO All-Americans last season, have played significant minutes in the first several games. Both were huge in the win over Alabama State - Sumbane finished with 11 points, 7 rebounds, 5 steals and 3 assists, all career-highs. Eddings scored 10 points along with 2 rebounds, 2 assists and a steal. Eddings scored a career-high 14 points and was 4-of-5 from 3-point range vs. North Alabama. Eddings made her first Division I start vs. California, and Sumbane has started the last nine games.

**DEFENSE CREATING OFFENSE**

» Auburn forced Alabama State into 40 turnovers in a 94-37 win on Dec. 13 at home. It tied for the second-most turnovers forced by Auburn in program history and was the most against a Division I opponent.

» The Tigers scored 53 points off those 40 turnovers, the most since at least 2005-06 when records on that statistic are available.

» Under Harris, the Tigers have forced 25 or more turnovers eight times and 30 or more on four occasions.

» Auburn is 33-0 all-time when forcing 30 or more turnovers in a game.

» The Tigers have forced 20 or more turnovers in 8 games this year; Auburn is 7-2 in those games.

**TURNOVERS FORCED - ALL-TIME TOP 10**

Date	Opponent	Turnovers	Result
12/17/00	Puerto Rico-Mayaguez	45	W 106-25
<b>12/13/23</b>	<b>Alabama State</b>	<b>40</b>	<b>W 94-37</b>
2/14/95	Lynn	40	W 107-25
12/29/03	Alabama A&M	39	W 95-28
12/5/01	Tennessee State	39	W 96-46
11/11/16	Troy	38	W 61-52
12/22/11	Central Connecticut St.	37	W 49-40
11/14/08	at Alabama A&M	37	W 91-53
12/18/22	Samford	36	W 91-37
11/29/17	ULM	35	W 67-41
12/16/15	Winthrop	35	W 76-33

**TURNOVERS FORCED VS. SEC - ALL-TIME TOP 10**

Date	Opponent	Turnovers	Result
3/3/13	Mississippi State	31	W 74-65
2/16/23	Texas A&M	29	W 65-55
1/2/20	at Vanderbilt	29	L 55-77
2/23/17	LSU	29	W 54-49
2/4/16	Vanderbilt	29	W 53-45
2/23/12	Alabama	29	W 81-40
1/9/00	South Carolina	29	W 73-50
1/9/93	Arkansas	29	W 68-49
2/3/19	Georgia	28	W 59-58
2/11/21	at Georgia	28	L 54-74

**GRINCH MODE**

» Auburn embraced the Christmas spirit - the Grinch's one of stealing, that is - in their win over Alabama State when they set a new program record with 28 steals in a 94-37 win. Senior Carsen McFadden swiped the record-breaking 25th steal in the 4th quarter.

» The previous Auburn record was 24 steals, tied most recently last season when the Tigers accomplished the feat against Samford on Dec. 19.

» Through games of Dec. 28, Auburn is one of 10 teams nationally to record at least 28 steals in a game and one of just three to do it against another Division I team. It was just the fifth time in the last five years for a Division I team to record 25 or more steals against a DI opponent.

» The last SEC team to record at least at least 28 steals in a game, interestingly enough, was the 2013-14 Mississippi State Bulldogs - with then-assistant coach Johnnie Harris in her second year in Starkville. That team recorded 30 steals in a win over New Orleans. In that game, MSU was led with 7 steals by current Auburn assistant coach Savannah Carter, who filled the stat sheet with 10 points, 10 rebounds and 5 assists.

**SINGLE-GAME STEALS - ALL-TIME TOP 10**

Date	Opponent	Steals	Result
<b>12/13/23</b>	<b>Alabama State</b>	<b>28</b>	<b>W 94-37</b>
12/19/22	Samford	24	W 91-37
12/5/15	East Carolina	24	W 83-69
12/5/01	Tennessee State	24	W 96-46
12/21/04	Monmouth	23	W 73-44
12/7/03	Buffalo	23	W 82-32
12/17/00	Puerto Rico-Mayaguez	23	W 106-25
11/11/16	Troy	22	W 61-52
11/14/14	Troy	22	W 71-54
12/29/12	Samford	22	W 80-51

**25+ STEALS VS. DIVISION I OPPONENT - LAST 10**

Date	Team	Opponent	Steals
12/15/23	Marshall	Jacksonville	30
<b>12/13/23</b>	<b>Auburn</b>	<b>Alabama State</b>	<b>28</b>
11/9/23	East Carolina	USC Upstate	32
11/20/22	Ohio State	McNeese State	25

2/5/22	Norfolk State	Delaware State	27
12/19/20	Baylor	McNeese State	25
1/25/19	Lamar	Sam Houston	26
1/19/19	Hartford	UMass Lowell	26
12/20/18	Lamar	Pacific	25
12/11/18	LSU	McNeese State	25

**UP TO THE CHALLENGE**

» Auburn's 83-53 win over Clemson Nov. 30 in the final game of the inaugural ACC/SEC Challenge clinched a 7-7 tie in the 14-game event.

» Auburn's 30-point margin of victory was also the largest by any team, men or women, in the three-day Challenge.

» With wins by the Auburn men over Virginia Tech Nov. 29 and the women over Clemson Nov. 30, Auburn was one of just four SEC schools to win both the men's and women's contests in the Challenge (Arkansas, Kentucky, South Carolina were the others).

**POWER OVER POWER**

» Blowout wins over Power 5 opponents have been rare. The 83-53 win over Clemson Nov. 30 was the largest margin of victory for Auburn against a major conference opponent since a 77-38 win over Alabama during the 2018-19 season.

» The Clemson win, along with a 76-56 win over Rutgers, has given Auburn two wins of 20+ points over a major conference opponent this season; that hasn't happened since the 2008-09 season when the SEC Champion Tigers did it four times.

» Auburn has posted three wins over non-conference Power 5 opponents this season, the most since the 2008-09 season.

**LAST 10 WINS OF 20+ VS. POWER 5 TEAMS**

Date	Opponent	Location	Result
11/30/23	Clemson	Auburn	W 83-53
11/12/23	Rutgers	Piscataway	W 76-56
2/17/19	Alabama	Auburn	W 77-39
12/31/17	Florida	Auburn	W 84-55
1/8/17	Ole Miss	Auburn	W 83-60
2/14/16	Florida	Auburn	W 80-58
3/4/15	Florida	Little Rock	W 71-49
1/16/14	Alabama	Tuscaloosa	W 61-39
1/10/13	Ole Miss	Auburn	W 76-52
2/23/12	Alabama	Auburn	W 81-40

**ON THIS DATE**

» Auburn is 8-6 all-time on January 7. The Tigers' last game on this date came in 2021, a 62-58 loss at Ole Miss.

**AUBURN HONOR ROLL**

» **Savannah Scott:** SEC Freshman of the Week (11/14)

**SEEING DOUBLE**

» Auburn's first double-double of the season came in game three as freshman Savannah Scott recorded 21 points and 11 rebounds in the Tigers' 76-56 win at Rutgers Nov. 12.

» Senior Taylen Collins earned the first double-double of her Auburn career and her 12th overall with 10 points and 10 rebounds in a win over Alabama A&M Nov. 26.

» Graduate student JaMya Mingo-Young recorded her first double-double as a Tiger and eighth of her career with 13 points, 10 rebounds and 7 assists in a win over North Alabama Dec. 31.

**POST ME UP, SCOTTIE**

» Freshman center Savannah Scott could not have asked for a better start to her Auburn career, scoring 50 points in her first three games. .

» For her efforts in the opening week of the season, where she led Auburn in scoring twice and recorded her first career double-double with 21 points and 11 rebounds in a win at Rutgers, Scott was named the season's first SEC Freshman of the Week.

**WORKING OVERTIME**

» Auburn is 23-22 all-time in overtime games. The Tigers' last OT game was a 77-76 home win over Ole Miss on Jan. 22, 2023.

**LAST 10 OVERTIME GAMES**

Date	Opponent	Location	Result
1/22/23	Ole Miss	Auburn	W 77-76
1/6/22	at Missouri	Columbia	L 63-72
2/20/20	Mississippi State	Auburn	L 85-92
11/30/19	Dayton	Estero, Fla.	W 76-74
2/3/19	Georgia	Auburn	W 59-58
12/20/18	North Carolina	Myrtle Beach	W 86-81
2/20/17	Alabama	Auburn	L 61-63
12/18/16	Virginia Tech	Auburn	L 87-92
1/24/16	Arkansas	Auburn	W 71-60
12/13/15	at Marquette	Milwaukee	L 69-70

**TIGERS IN THE PROS**

» DeWanna Bonner, a 2009 Auburn graduate, completed her 14th season in the WNBA in 2023, her fourth with the Connecticut Sun. A five-time WNBA All-Star, Bonner helped lead the Sun to the WNBA semifinals, where they fell to the Las Vegas Aces.

» Former Tiger Charlene Thomas-Swinson, who played at Auburn from 1984-87, was an assistant coach for the Las Vegas Aces, who won the 2022 and 2023 WNBA title.

» Unique Thompson, a 2021 graduate, is currently playing for Nadezhda Orenburg in Russia. Thompson was the No. 19 pick in the 2021 WNBA Draft by the Indiana Fever, and she signed a training camp contract with the Dallas Wings in 2022, but has not played in a WNBA regular-season game.

**NO. 24 HEADED TO THE RAFTERS**

» Auburn women's basketball will retire DeWanna Bonner's No. 24 prior to the Auburn-Alabama game on Sunday, Jan. 21.

» Bonner is Auburn's all-time leading scorer with 2,162 points and third in career rebounds with 1,047. She was the 2009 SEC Player of the Year and a two-time All-American.

» Bonner's No. 24 will be the fifth jersey retired by Auburn women's basketball, joining Carolyn Jones (No. 21), Ruthie Bolton (No. 25), Becky Jackson (No. 34) and Vickie Orr (No. 50).

**WELCOME TO THE FAMILY**

» Two top in-state prospects signed National Letters of Intent with Auburn during the early signing period in November.

» The Tigers will welcome Jordan Hunter (5-8, G, Trussville, Ala./Hewitt-Trussville HS) and Syriah Daniels (6-0, G, Auburn, Ala./Auburn HS) to the Plains for the 2024-25 season. Daniels is the daughter of Marquis Daniels, former Auburn men's basketball player and current director of player development, and the late Shana Askew Daniels, a

**Auburn in the SEC & NCAA Stats***(Thru games of Jan. 4)*

Category	Value	SEC	NCAA
Scoring Offense	69.8	11th	122nd
Scoring Defense	54.4	5th	27th
Scoring Margin	+15.4	7th	47th
Free Throw Pct.	.697	8th	182nd
Field Goal Pct.	.416	12th	146th
Field Goal Pct. Def.	.360	6th	39th
3-pt FG Pct.	.291	10th	228th
3-pt FG Pct. Def.	.308	12th	186th
Rebounds	38.6	13th	126th
Rebound Margin	+3.0	12th	133rd
Blocks	3.7	9th	97th
Assists	13.6	9th	147th
Steals	11.1	3rd	30th
Turnover Margin	+7.6	2nd	11th
Turnovers Forced	22.1	2nd	18th
Assist/Turnover	0.9	8th	112th
3-Point FG Made	3.8	12th	324th

**INDIVIDUALS (All Games)****Scoring**

Honesty Scott-Grayson 15.5 10th 139th

**Field Goal Percentage**

Honesty Scott-Grayson .411 -- 228th

**Assists**

JaMya Mingo-Young 4.4 6th 90th

**Free Throw Percentage**

JaMya Mingo-Young .884 2nd 30th

Honesty Scott-Grayson .764 8th 194th

**Steals**

MarShaun Bostic 1.9 11th 167th

**Assist/Turnover Ratio**

JaMya Mingo-Young 3.7 1st 9th

**Offensive Rebounds**

Taylen Collins 2.6 14th --

former Auburn women's basketball standout.

**WORLD TRAVELING TIGERS**

» Auburn players, coaches and staff took an 11-day trip to Europe in August, visiting four countries with overnight stays in Paris; Montreux, Switzerland; and Nice, France. The Tigers played a game in each location, winning all three.

**T.O.U.G.H.**

» Auburn's team motto this year is "TOUGH" - an acronym:

- T: Toughness
- O: Ownness
- U: Unbreakable
- G: Giving
- H: Honesty

**THIS, THAT AND THE OTHER**

» Two Tigers are wearing the SEC Graduate patch this season. Honesty Scott-Grayson graduated from Auburn in December 2022, and JaMya Mingo-Young earned her degree at Alabama in 2023 before transferring to the Plains.

» Redshirt freshman Audia Young is part of the SEC Women's Basketball Leadership Council.

» Young's No. 21 is technically retired, but the previous owner of that number - her mother, Carolyn Jones-Young - granted her permission to wear it at Auburn.

» Graduate assistant DeQuann "DQ" Gordon earned his Master's degree in Auburn's December graduation.

**THE COACH J SHOW**

» The Coach J Show is a weekly show focusing on Auburn women's basketball that takes place every Monday during SEC play. The show originates from Baumhower's Victory Grille on Bent Creek Road in Auburn and can be seen live on YouTube.

**Auburn Career Assists**

No.	Player	Years	Assists
1.	Whitney Boddie	2005-09	603
2.	Renae Halbrooks	1978-82	593
3.	Helene Baroody	1983-87	587
4.	Kristen Mulligan	1992-96	551
5.	Ruthie Bolton	1985-89	526
6.	Martha Monk	1979-81	525
7.	Chantel Tremiere	1987-91	490
8.	Janiah McKay	2015-19	448
9.	Tiffany Krantz	1996-2000	414
10.	Debra Larkin	1981-85	386
11.	Samantha Williams	1991-96	323
12.	Nicole Loudon	2001-05	311
13.	Katie Frerking	2013-17	307
14.	Alli Smalley	2007-11	303
15.	Morgan Toles	2009-11	267
16.	Najat Ouardad	2011-13	259
17.	Cindy Sagrera	1981-84	254
18.	Mae Ola Bolton	1984-88	252
19.	Nitasha Brown	2002-06	236
20.	DeWanna Bonner	2005-09	226
21.	Tasha Hamilton	1997-2001	219
22.	Angie Hannah	1978-82	214
23.	Lynn Stevenson	1987-91	212
24.	LaRita Spencer	1999-2001	209
25.	Terryland Robinson	1989-93	207
	Diann McNeil	1984-88	202
27.	Justine Agbatan	1995-98	201
28.	Nancy Derrick	2000-04	200
	Sherell Hobbs	2005-09	200
30.	Tamela McCorvey	2006-08	189
--	<b>Honesty Scott-Grayson</b>	<b>2020-present</b>	<b>188</b>

**Auburn Career Scoring**

No.	Player	Years	Points
1.	DeWanna Bonner	2005-09	2,162
2.	Becky Jackson	1980-84	2,068
3.	Vickie Orr	1985-89	2,035
4.	Marianne Merritt	1975-79	1,979
5.	Carolyn Jones	1988-91	1,831
6.	Natasha Brackett	2001-05	1,716
7.	Janiah McKay	2015-19	1,647
8.	Brandy Montgomery	2013-17	1,644
9.	Mae Ola Bolton	1984-88	1,616
10.	Alli Smalley	2007-11	1,601
11.	Angie Hannah	1978-82	1,583
12.	Unique Thompson	2017-21	1,540
13.	Tyrese Tanner	2010-14	1,515
14.	Le'Co'e Willingham	1999-03	1,475
15.	Lori Monroe	1979-83	1,415
16.	Tasha Hamilton	1997-01	1,402
17.	Sherell Hobbs	2005-09	1,372
18.	Linda Godby	1986-90	1,365
19.	Tra'Ce'e Tanner	2012-16	1,327
20.	Debra Larkin	1981-85	1,310
21.	C.C. Hayden	1989-92	1,306
22.	Katie Frerking	2013-17	1,271
<b>23.</b>	<b>Honesty Scott-Grayson</b>	<b>2020-pres.</b>	<b>1,266</b>
24.	Conswella Sparrow	1997-00	1,249
25.	Blanche Alverson	2009-13	1,244
	Brenda Hill	1981-85	1,222
27.	Daisa Alexander	2016-20	1,215
28.	Monique Morehouse	1992-96	1,191
29.	Lauretta Freeman	1989-93	1,188
30.	Hasina Muhammad	2001-15	1,184
	Sharon Stewart	1984-88	1,184
32.	Ruthie Bolton	1985-89	1,176
33.	Tiffany Krantz	1996-2000	1,136
34.	Samantha Williams	1992-96	1,106
35.	KeKe Carrier	2005-10	1,017
36.	Helene Baroody	1983-87	1,011

**NCAA NET Report (AU & Opponents)**

(As of 1/5/24)

Rk	Team	D1 Record	AU Result
1	South Carolina	13-0	--
18	LSU	14-1	--
22	Washington State	11-3	W
26	Texas A&M	12-2	--
29	Alabama	13-3	--
35	Mississippi State	13-3	--
43	Florida	9-4	--
50	Vanderbilt	14-1	--
51	Ole Miss	11-3	--
52	California	10-3	L
67	Tennessee	8-5	L
<b>68</b>	<b>AUBURN</b>	<b>11-3</b>	
72	Georgia	10-4	--
74	Missouri	9-5	--
78	Arkansas	12-4	--
91	Clemson	8-6	W
94	UCF	8-3	L
141	UAB	10-3	W
149	Norfolk State	10-4	W
150	Rutgers	6-10	W
153	Kentucky	8-7	--
221	Louisiana-Lafayette	3-6	W
244	Little Rock	3-11	W
253	North Alabama	2-9	W
256	Alabama A&M	4-7	W
264	Jacksonville State	3-7	W
359	Alabama State	0-11	W

**Auburn Career 3-Pointers Made**

No.	Player	Years	3FG
1.	Alli Smalley	2007-11	219
2.	Blanche Alverson	2009-13	213
3.	Brandy Montgomery	2013-17	205
4.	Tiffany Krantz	1996-00	184
5.	Natasha Brackett	2001-05	171
6.	Samantha Williams	1992-96	161
7.	Kristen Mulligan	1992-96	149
8.	Katie Frerking	2013-17	147
9.	Daisa Alexander	2016-20	130
10.	Carolyn Jones	1988-91	103
--	<b>Honesty Scott-Grayson</b>	<b>2020-pres.</b>	<b>99</b>

**Auburn Career Scoring Average**

No.	Player	Years	Avg.
1.	Marianne Merritt	1975-79	20.4
2.	Carolyn Jones	1988-91	18.3
3.	Becky Jackson	1980-84	17.8
4.	DeWanna Bonner	2005-09	17.2
5.	Vickie Orr	1985-89	15.5
6.	Conswella Sparrow	1997-00	14.5
7.	Unique Thompson	2017-21	14.1
8.	Natasha Brackett	2001-05	14.0
<b>9.</b>	<b>Honesty Scott-Grayson</b>	<b>2020-present</b>	<b>13.6</b>
	C.C. Hayden	1989-92	13.6



## TIGERS' RECORD WHEN...

	2023-24	Harris Era
At Home.....	8-2	30-14
On the Road.....	3-1	6-19
At a Neutral Site.....	0-0	1-3
When wearing white.....	7-2	28-15
When wearing orange.....	1-0	1-0
When wearing blue.....	3-1	7-20
When wearing pink.....	0-0	1-1
Leading at the half.....	9-1	31-5
Trailing at the half.....	2-2	6-31
Tied at the half.....	0-0	0-0
Scores 100+ points.....	0-0	0-0
Scores 90-99 points.....	1-0	4-0
Scores 80-89 points.....	1-0	5-1
Scores 70-79 points.....	4-0	18-2
Scores 60-69 points.....	4-1	8-10
Scores fewer than 60 points.....	1-2	2-23
Holds opponent under 60 points.....	8-0	22-6
Holds opponent under 50 points.....	6-0	14-0
Holds opponent under 40 points.....	2-0	3-0
Force 25 or more turnovers.....	3-0	8-0
Shoots 50% FG or better.....	0-0	6-0
Shoots 40-49% FG.....	10-0	23-11
Shoots 39.9% or under FG.....	1-3	6-25
Holds opponent under 40% FG.....	8-1	29-7
Holds opponent under 30% FG.....	3-0	10-0
Shoots higher FG% than opponent.....	8-0	30-4
Shoots lower FG% than opponent.....	3-3	7-32
Shoots same FG% as opponent.....	0-0	0-0
Shoots higher FT% than opponent.....	5-1	18-12
Shoots lower FT% than opponent.....	6-2	17-24
Shoots same FT% as opponent.....	0-0	2-0
Out-rebounds opponent.....	8-1	20-7
Out-rebounded by opponent.....	2-2	15-27
Tied in rebounds.....	1-0	2-2
Versus ranked opponent.....	0-0	3-7
In overtime.....	0-0	1-1
Games decided by 3 points or less.....	0-0	4-5
Games decided by 4-5 points.....	0-0	1-2
Games decided by 6-10 points.....	3-2	10-10
Games decided by 11-20 points.....	2-1	7-10
Games decided by 21-30 points.....	4-0	8-3
Games decided by 30+ points.....	2-0	7-6
In November.....	5-2	13-7
In December.....	6-0	13-1
In January.....	0-1	4-14
In February.....	0-0	3-11
In March.....	0-0	1-3

## 2023-24 Auburn Superlatives...

## First Half

Most points scored in the first quarter.....	27 vs. Alabama State (12/13/23)
Most points scored in the second quarter.....	27 at Rutgers (11/12/23)
Most points scored in the first half.....	46 vs. Alabama State (12/13/23)
Fewest points scored in the first half.....	16 vs. Louisiana-Lafayette (11/9/23)
Fewest points allowed in the first half.....	13 vs. Alabama State (12/13/23)
Most points allowed in the first half.....	33 vs. California (11/17/23)
Best FG % in the first half.....	542 at Little Rock (12/10/23)
Worst FG % in the first half.....	.233 vs. Louisiana-Lafayette (11/9/23)
Best FG % by an opponent in the first half.....	.591 vs. Washington State (12/20/23)
Worst FG % by an opponent in the first half.....	.231 vs. Alabama A&M (11/27/23)
Most rebounds in the first half.....	27 vs. Jacksonville State (11/6/23)
Fewest rebounds in the first half.....	15 at Rutgers (11/12/23) & vs. Washington State (12/20/23)
Most rebounds by an opponent in the first half.....	24 vs. Alabama A&M (11/27/23)
Fewest rebounds by an opponent in the first half.....	9 vs. Alabama State (12/13/23)

## Second Half

Most points scored in the third quarter.....	30 vs. Alabama State (12/13/23)
Most points scored in the fourth quarter.....	27 vs. Clemson (11/30/23)
Most points scored in an overtime period.....	
Most points scored in the second half.....	49 vs. North Alabama (12/31/23)
Fewest points scored in the second half.....	26 at Little Rock (12/10/23)
Fewest points allowed in the second half.....	19 vs. Norfolk State (12/16/23)
Most points allowed in the second half.....	43 vs. Tennessee (1/4/24)
Best FG % in the second half.....	.538 vs. Washington State (12/20/23)
Worst FG % in the second half.....	.250 vs. Tennessee (1/4/24)
Best FG % by an opponent in the second half.....	.560 vs. Tennessee (1/4/24)
Worst FG % by an opponent in the second half.....	.259 vs. Norfolk State (12/16/23)
Most rebounds in the second half.....	25 vs. Louisiana-Lafayette (11/9/23)
Fewest rebounds in the second half.....	16 vs. Jacksonville State (11/6/23) & at UCF (11/20/23)
Most rebounds by an opponent in the second half.....	25 vs. California (11/17/23) & vs. Tennessee (1/4/24)
Fewest rebounds by an opponent in the second half.....	9 vs. Louisiana-Lafayette (11/9/23)

## Game

Most points scored.....	94 vs. Alabama State (12/13/23)
Fewest points scored.....	53 vs. California (11/17/23) & at UCF (11/20/23)
Most points allowed.....	75 vs. Tennessee (1/4/24)
Fewest points allowed.....	37 vs. Alabama State (12/13/23)
Best FG %.....	.475 vs. Jacksonville State (11/6/23) & vs. Clemson (11/30/23)
Worst FG %.....	.313 vs. California (11/17/23)
Best FG % by an opponent.....	.500 vs. Tennessee (1/4/24)
Worst FG % by an opponent.....	.262 vs. Alabama A&M (11/27/23)
Most rebounds.....	46 vs. Louisiana-Lafayette (11/9/23)
Fewest rebounds.....	32 at Little Rock (12/10/23) & vs. Washington State (12/20/23)
Most rebounds by an opponent.....	47 vs. Tennessee (1/4/24)
Fewest rebounds by an opponent.....	25 at Little Rock (12/10/23)

## Miscellaneous

Highest-scoring quarter.....	30, 3Q vs. Alabama State (12/13/23)
Lowest-scoring quarter.....	4, 1Q vs. Louisiana-Lafayette (11/9/23)
Highest-scoring opponent quarter.....	25, 4Q at UAB (12/3/23)
Lowest-scoring opponent quarter.....	2, 1Q vs. Alabama State (12/13/23)
Largest margin in a single quarter.....	+25 (27-2), vs. Alabama State (12/13/23)
Largest margin of victory.....	57 vs. Alabama State (12/13/23)
Smallest margin of victory.....	6 vs. Louisiana-Lafayette (11/9/23)
Largest margin of defeat.....	14 vs. California (11/17/23)
Smallest margin of defeat.....	7 at UCF (11/20/23)
Largest halftime lead.....	33 vs. Alabama State (12/13/23)
Smallest halftime lead.....	3 vs. North Alabama (12/31/23)
Times tied at halftime.....	
Largest halftime deficit.....	12 vs. California (11/17/23)
Smallest halftime deficit.....	1 at UCF (11/20/23)
Largest rebounding margin.....	+16 vs. Louisiana-Lafayette (11/9/23)
Smallest rebounding margin.....	+1 vs. Washington State (12/20/23)
Last time tied in rebounding.....	42-42 vs. Alabama A&M (11/27/23)
Largest rebounding deficit.....	-13 vs. Tennessee (1/4/24)
Smallest rebounding deficit.....	-5 vs. California (11/17/23) & vs. Clemson (11/30/23)
Largest deficit overcome to win game.....	13 at Rutgers (11/12/23)
Largest lead lost.....	11 vs. Tennessee (1/4/24)

MISCELLANEOUS STATISTICS (incl. previous schools)

Double-Doubles	Season	Career
Taylen Collins	1	12
JaMya Mingo-Young	1	8
Savannah Scott	1	1
Honesty Scott-Grayson	0	3

30+ Point Games	Season	Career
Honesty Scott-Grayson	0	2

20+ Point Games	Season	Career
Honesty Scott-Grayson	2	16
Savannah Scott	1	1
Mar'Shaun Bostic	0	1
Taylen Collins	0	1

10+ Rebound Games	Season	Career
Taylen Collins	2	18
JaMya Mingo-Young	1	11
Savannah Scott	1	1
Honesty Scott-Grayson	0	3

10+ Assist Games	Season	Career
Honesty Scott-Grayson	1	8
JaMya Mingo-Young	1	5
Celia Sumbane	1	1
Kaitlyn Duhon	1	1
Mar'Shaun Bostic	1	1
Taylen Collins	0	3

5+ Steal Games	Season	Career
Honesty Scott-Grayson	1	8
JaMya Mingo-Young	1	5
Celia Sumbane	1	1
Kaitlyn Duhon	1	1
Mar'Shaun Bostic	1	1
Taylen Collins	0	3

5+ Block Games	Season	Career
Honesty Scott-Grayson	7	36
Sydney Shaw	2	4
Savannah Scott	2	2
Mar'Shaun Bostic	1	2
JaMya Mingo-Young	1	1
McKenna Eddings	1	1

GAMES LED AUBURN IN...

Scoring	Season	Career
Honesty Scott-Grayson	7	36
Sydney Shaw	2	4
Savannah Scott	2	2
Mar'Shaun Bostic	1	2
JaMya Mingo-Young	1	1
McKenna Eddings	1	1

Rebounding	Season	Career
Taylen Collins	7	7
JaMya Mingo-Young	3	3
Savannah Scott	2	2
Honesty Scott-Grayson	1	15
Sydney Shaw	1	2
Celia Sumbane	1	1
Kaitlyn Duhon	0	4
Oyindamola Akinbolawa	0	2
Mar'Shaun Bostic	0	1

Assists	Season	Career
JaMya Mingo-Young	9	9
Honesty Scott-Grayson	3	23
Mar'Shaun Bostic	2	15
McKenna Eddings	2	2
Sydney Shaw	1	11
Taylen Collins	1	1
Kaitlyn Duhon	0	1
Carsen McFadden	0	1

(includes games where lead was shared)

2023-24 DOUBLE-DOUBLES

Savannah Scott at Rutgers - 21 pts, 11 reb  
 Taylen Collins vs. Alabama A&M - 10 pts, 10 reb  
 JaMya Mingo-Young vs. UNA - 13 pts, 10 reb

Last Time an Auburn Team...

Scored 90 points	Auburn 94, Alabama State 37, in Auburn, Ala. (Dec. 13, 2023)
Scored 90 points in an SEC game	Auburn 95, Missouri 82, in Columbia, Mo. (Feb. 27, 2020)
Scored 100 points	Auburn 119, Sam Houston State 54, in Auburn, Ala. (Dec. 5, 2008)
Scored 100 points against an SEC opponent	Auburn 102, Tennessee 96, SEC Tournament in Albany, Ga. (Mar. 6, 1987)
Scored 100 points in a SEC regular-season game	Auburn 111, Vanderbilt 67, in Auburn, Ala. (Feb. 18, 1987)
Scored 100 points at home	Auburn 119, Sam Houston State 54, in Auburn, Ala. (Dec. 5, 2008)
Scored 100 points in a true road game	Auburn 103, Mercer 29, in Macon, Ga. (Feb. 23, 1987)
Scored 110+ points	Auburn 119, Sam Houston State 54, in Auburn, Ala. (Dec. 5, 2008)
Scored 80 points and lost	Indiana 96, Auburn 81, in Las Vegas, Nev. (Nov. 25, 2022)
Scored 90 points and lost	Kentucky 91, Auburn 90 [2OT], in Auburn, Ala. (Feb. 2, 1986)
Scored 100 points and lost	Never
Scored 50-59 points in a half	51 (1st half) vs. Charleston Southern in Auburn, Ala. (Nov. 26, 2021)
Scored 60 or more points in a half	62 (2nd half) vs. Drake in New Orleans, La. (Dec. 21, 2016)
Scored 30 or more points in a quarter	30 (3rd quarter) - vs. Alabama State in Auburn, Ala. (Dec. 13, 2023)
Scored 50 points or less in a game	Georgia 63, Auburn 47 [SEC] in Greenville, S.C. (March 2, 2023)
Scored 50 points or less and won	Auburn 47, Missouri 45 [SEC] in Jacksonville, Fla. (March 3, 2016)
Scored 40 points or less in a game	South Carolina 75, Auburn 38, in Columbia, S.C. (Feb. 17, 2022)
Scored less than 10 points in a quarter	8 points (3rd quarter) vs. Tennessee in Auburn, Ala. (Jan. 4, 2024)
Scored less than 20 points in a 1st half	16 points vs. UL-Lafayette in Auburn, Ala. (Nov. 9, 2023)
Had 35+ rebound margin	17 points at South Carolina in Columbia, S.C. (Feb. 17, 2022)
Had 25+ rebound margin	36 - (52-16) vs. Alabama A&M in Normal, Ala. (Nov. 19, 2013)
Had 20+ rebound margin	33 - (53-26) vs. Grambling State in Auburn, Ala. (Nov. 6, 2018)
Attempted 30 free throws	20 (51-31) vs. Alabama State in Auburn, Ala. (Nov. 16, 2021)
Attempted 35 free throws	35 - vs. Charleston Southern in Auburn, Ala. (Nov. 26, 2021)
Attempted 40 free throws	41 - vs. Alabama State in Auburn, Ala. (Nov. 15, 2006)
Attempted 5 free throws or less	3 - at Texas A&M in College Station, Texas (Feb. 23, 2020)
Did not attempt a free throw	Never
Made 20-24 free throws	21 - vs. Norfolk State in Auburn, Ala. (Dec. 16, 2023)
Made 25+ free throws	26 - vs. Charleston Southern in Auburn, Ala. (Nov. 26, 2021)
Made 30 free throws	31 - vs. Northwestern State (31-43) (Dec. 30, 2003)
Had 25 assists	25 - vs. Alabama State in Auburn, Ala. (Dec. 13, 2023)
Had 25 turnovers	27 - vs. Georgia in Auburn, Ala. (Jan. 3, 2021)
Had 10 turnovers or less	6 - vs. Tennessee in Auburn, Ala. (Jan. 4, 2024)
Had 25+ steals	28 (program record) - vs. Alabama State in Auburn, Ala. (Dec. 13, 2023)
Had 20-24 steals	24 - vs. Samford in Auburn, Ala. (Dec. 18, 2022)
Had 15-19 steals	17 - vs. Clemson in Auburn, Ala. (Nov. 30, 2023)
Had 10-14 blocks	10 - vs. Louisiana Tech in Auburn, Ala. (Nov. 19, 2017)
Had 15+ blocks	15 - at Florida International in Miami, Fla. (Dec. 29, 2014)
Won an overtime game	Auburn 77, Ole Miss 76 [10T] in Auburn, Ala. (Jan. 22, 2023)
Lost an overtime game	Missouri 72, Auburn 63 [10T] in Columbia, Mo. (Jan. 6, 2022)
Played a double overtime game	Auburn 70, Alabama 65 [2OT] in Auburn, Ala. (Feb. 27, 2014)
Played three or more overtimes	Never
Shot 70% for a half	71.4% (15-of-21), 2nd half vs. UL-Lafayette in Auburn, Ala. (Dec. 11, 2022)
Shot 60% for a game	60.4% (29-of-48) vs. Oklahoma State in Auburn, Ala. (Dec. 5, 2021)
Shot less than 30% for a game	27.4% (17-of-62) at Alabama in Tuscaloosa, Ala. (Feb. 12, 2023)
Shot 90-99.9% from the free throw line (min. 10 attempts)	91.7% (11-of-12) vs. North Alabama in Auburn, Ala. (Dec. 31, 2023)
Shot 100% from the free throw line (min. 10 attempts)	100% (16-of-16) vs. Texas A&M in Auburn, Ala. (Jan. 7, 2018)
Shot 50% on 3-pointers (minimum 5 attempts)	50.0% (8-of-16) vs. North Alabama in Auburn, Ala. (Dec. 31, 2023)
Shot 20-30% in a half	25.0% (10-of-40), 2nd half vs. Tennessee in Auburn, Ala. (Jan. 4, 2024)
Shot less than 20% in a half	19.4% (7-of-36), 1st half vs. South Carolina in Auburn, Ala. (Feb. 4, 2021)
Shot 55% or better and lost	58.1% (25-of-43) vs. Tennessee (Jan. 20, 2005)
Made 10+ 3-point field goals	10-of-20 vs. Samford in Auburn, Ala. (Dec. 18, 2022)
Failed to make a 3-point field goal	0-of-16 at Alabama in Tuscaloosa, Ala. (Feb. 12, 2023)
Had 60+ rebounds	61 - vs. Stephen F. Austin in Auburn, Ala. (Dec. 17, 2007)
Had 50-59 rebounds	52 vs. Florida in Auburn, Ala. (Jan. 30, 2023)
Defeated a Top-25 opponent	Auburn 65, #21 Georgia 60, in Auburn, Ala. (Feb. 20, 2022)
Defeated a Top-10 opponent	Auburn 71, #4 Tennessee 61, in Auburn, Ala. (Jan. 27, 2022)
Defeated a Top-25 opponent on the road	Auburn 59, #18 Georgia Tech 51, in Atlanta, Ga. (Nov. 21, 2021)
Won a 1-point game	Auburn 77, Ole Miss 76 (OT) in Auburn, Ala. (Jan. 22, 2023)
Lost a 1-point game	Clemson 56, Auburn 55, in Clemson, S.C. [WNIT] (March 20, 2023)

Last Time an Auburn Player...

Scored 25-29 points	26 - Aicha Coulibaly vs. Tennessee in Auburn, Ala. (Jan. 27, 2022)
Scored 30-34 points	31 - Aicha Coulibaly vs. Ole Miss in Auburn, Ala. (Jan. 22, 2023)
Scored 35 points	35 - DeWanna Bonner vs. Tennessee in Auburn, Ala. (Jan. 25, 2009)
Scored 40 points	41 - Conswella Sparrow vs. South Alabama (Feb. 17, 1998)
Had 15-19 rebounds	16 - Kharyssa Richardson vs. Florida in Auburn, Ala. (Jan. 30, 2023)
Had 20+ rebounds	23 - Unique Thompson vs. Belmont in Auburn, Ala. (Dec. 20, 2020)
Had 10 assists	10 - Daisa Alexander vs. LSU in Auburn, Ala. (Feb. 16, 2020)
Had 15 assists	18 - Martha Monk vs. Alabama State (Feb. 18, 1981)
Had 5 blocks	6 - Unique Thompson vs. Louisiana Tech in Auburn, Ala. (Nov. 19, 2017)
Had 10 blocks	13 - Marita Payne vs. Arkansas (Feb. 3, 2005)
Had 5 steals	5 - JaMya Mingo-Young vs. Tennessee in Auburn, Ala. (Jan. 4, 2024)
Had 8 steals	8 - Brandy Montgomery vs. East Carolina in Auburn, Ala. (Dec. 5, 2015)
Had 10 steals	10 - Kristen Mulligan vs. Northeast Illinois in Auburn, Ala. (Dec. 18, 1992)
Made 10 field goals	10 - Honesty Scott-Grayson vs. Alabama State in Auburn, Ala. (Dec. 13, 2023)
Made 15 field goals	15 - Conswella Sparrow (15-16) vs. South Alabama (Feb. 17, 1998)
Attempted 20-24 field goals	20 - Aicha Coulibaly (12-20) vs. Ole Miss in Auburn, Ala. (Jan. 22, 2023)
Attempted 25 field goals	25 - Unique Thompson (7-25) at Georgia in Athens, Ga. (Feb. 11, 2021)
Made 5+ three-point field goals	5 - Annie Hughes vs. Charleston Southern in Auburn, Ala. (Nov. 26, 2021)
Made 8 three-point field goals	8 - Tiffany Krantz vs. Troy State in Auburn, Ala. (Nov. 21, 1997)
Attempted 10 three-point field goals	11 - Honesty Scott-Grayson vs. UL-Lafayette in Auburn, Ala. (Nov. 9, 2023)
Attempted 15 three-point field goals	16 - Brandy Montgomery at Marquette in Milwaukee, Wis. (Dec. 13, 2021)
Made 10 free throws	12 - JaMya Mingo-Young in Auburn, Ala. (Dec. 16, 2023)
Made 15 free throws	Never

**SEC PRESEASON POLL (Media Vote)****Order of Finish**

- LSU
- South Carolina
- Tennessee
- Ole Miss
- Mississippi State
- Arkansas
- Georgia
- Texas A&M
- Alabama
- Florida
- Missouri
- Auburn
- Kentucky
- Vanderbilt

**Player of the Year**

Angel Reese, LSU

**Preseason All-SEC First Team**

Flau'Jae Johnson, LSU  
 Angel Reese, LSU  
 Hailey Van Lith, LSU  
 Kamila Cardoso, South Carolina  
 Rickea Jackson, Tennessee

**Preseason All-SEC Second-Team**

Anneesah Morrow, LSU  
 Madison Scott, Ole Miss  
 Jessika Carter, Mississippi State  
 Jewel Spear, Tennessee  
 Aicha Coulibaly, Texas A&M  
 Jordyn Cambridge, Vanderbilt

**SEC PRESEASON POLL (Coaches' Vote)****Order of Finish**

- LSU
- South Carolina
- Tennessee
- Ole Miss
- Mississippi State
- Texas A&M
- Arkansas
- Alabama
- Georgia
- Florida
- Missouri
- Auburn
- Vanderbilt
- Kentucky

**Player of the Year**

Angel Reese, LSU

**All-SEC First Team**

Angel Reese, LSU  
 Hailey Van Lith, LSU  
 Madison Scott, Ole Miss  
 Jessika Carter, Mississippi State  
 Hayley Frank, Missouri  
 Kamilla Cardoso, South Carolina  
 Rickea Jackson, Tennessee  
 Jannah Barker, Texas A&M

**All-SEC Second Team**

Makayla Daniels, Arkansas  
 Flau'Jae Johnson, LSU  
 Anneesah Morrow, LSU  
 Erynn Barnum, Mississippi State  
 Jerkaila Jordan, Mississippi State  
 Te-Hina Paopao, South Carolina  
 Tamari Key, Tennessee  
 Jewel Spear, Tennessee  
 Aicha Coulibaly, Texas A&M

Shot 100% from the field (min. 5 attempts)..... Romi Levy (6-6) vs. North Florida in Auburn, Ala. (Dec. 20, 2022)  
**Shot 100% at the free throw line (min. 10 attempts)..... JaMya Mingo-Young (12-12) vs. Norfolk State (Dec. 16, 2023)**  
**Made 20+ consecutive free throws..... JaMya Mingo-Young (27): first at UAB, last vs. Tennessee (Dec. 3, 2023-Jan. 4, 2024)**  
**Had a double-double..... JaMya Mingo-Young (13 pts/10 reb) vs. North Alabama in Auburn, Ala. (Dec. 31, 2023)**  
 Had 2 consecutive double-doubles..... Aicha Coulibaly: 23/11 vs. Kennesaw, 17/12 at Alabama (Dec. 20, 2021-Jan. 2, 2022)  
 Had 3 consecutive double-doubles..... Unique Thompson: 14/14 at Florida, 22/10 vs. Kentucky, 10/10 at Alabama (Jan. 17-24, 2021)  
 Had 13 consecutive double-doubles..... Unique Thompson: First vs. BYU; last at Vandy (March 23, 2019-Jan. 2, 2020)  
 Had 18 consecutive double-doubles (AU record)..... Laurretta Freeman: First vs. Furman, Last vs. Oral Roberts (Dec. 29, 1992-Feb. 23, 1993)  
 Had a double-double at halftime..... Unique Thompson (16 pts/10 rebs) at Iowa State in Ames, Iowa (Nov. 13, 2018)  
 Two players had a double-double..... K. Richardson (15 pts/16 reb) & A. Coulibaly (14 pts/11 reb) vs. Florida in Auburn, Ala. (Jan. 30, 2023)  
 Recorded a double-double with points and assists..... Jannah McKay (16 pts/10 assists) vs. Grambling State (Nov. 6, 2018)  
 Scored 20 points & had 20 rebounds..... Unique Thompson (20 pts/23 reb) vs. Belmont in Auburn, Ala. (Dec. 20, 2020)  
 Had a triple-double..... Whitney Boddie (24 pts./11 rebs./12 ast.) vs. Sam Houston State (Dec. 5, 2008)  
 Two or more players scored 20 points..... Coulibaly (22) & Scott-Grayson (22) vs. Indiana in Las Vegas, Nev. (Nov. 25, 2022)  
 Three players scored 20 points..... Benton (23), Howard (22), Alexander (21) at Missouri in Columbia, Mo. (Feb. 27, 2020)  
 Two players scored 30 points..... Laticia Morris (33) & Tara Williams (30) vs. South Alabama (Jan. 14, 1997)  
 Had 2 straight 25-point games..... Jannah McKay: 27 at South Carolina, 26 vs. Arkansas (Jan. 11-14, 2018)  
 Had 3 straight 25-point games..... Jannah McKay: 25 pts vs. Texas A&M, 27 pts at South Carolina, 26 pts vs. Arkansas (Jan. 7-14, 2018)  
 Zero players scored in double figures..... Jannah McKay at South Carolina in Columbia, S.C. (Feb. 17, 2022)  
**Only one player scored in double figures..... Honesty Scott-Grayson (18) vs. California in Auburn, Ala. (Nov. 17, 2023)**  
**Five players scored in double figures..... Eddings (14), Mingo-Young (13), Shaw, Scott-Grayson, Duhon (11) vs. North Alabama (Dec. 31, 2023)**  
 Six players scored in double figures..... McKay/Benton (16), Primm (15), Thompson (14), Alexander/Jones (13) vs. Grambling (Nov. 6, 2018)  
 Seven players scored in double figures..... Carrier (19 pts.), Bonner (18 pts.), Smalley (16 pts.), Boddie (13 pts.), R. Hobbs (13 pts.), Hilliard (13 pts.) & S. Hobbs (10 pts.) vs. Sam Houston State (Dec. 5, 2008)  
 Two players had 10 rebounds..... Aicha Coulibaly (10) and Precious Johnson (10) at Kentucky in Lexington, Ky. (Feb. 27, 2022)  
 Three players had 10 rebounds..... J. Greenleaf (12 rebs.), D. Bonner (12 rebs.) & W. Boddie (10 rebs.) vs. Oakland (Nov. 21, 2007)  
 Played every minute..... Honesty Scott-Grayson (40:00) at Alabama in Tuscaloosa, Ala. (Jan. 2, 2022)  
 Played 40 or more minutes in OT game..... S. Wells (43:38) & H. Scott-Grayson (43:00) at Missouri in Columbia, Mo. (Jan. 6, 2022)  
 Attempted a slam dunk..... Hasina Muhammad vs. St. John's in Auburn, Ala. (Dec. 6, 2013)  
 Made a shot from half-court or beyond..... Brooke Moore (end 2nd quarter) vs. Alabama State in Auburn, Ala. (Dec. 29, 2018)  
 Every Auburn player dressed scored..... 11 players vs. Samford in Auburn, Ala. (Dec. 18, 2022)

**Last Time an Auburn Opponent...**

Shot less than 30% in a game (SEC)..... Arkansas - 26.9% (14-of-52) in Auburn, Ala. (Feb. 5, 2023)  
**Shot less than 30% in a game (Non-conf)..... Norfolk State - 27.6% (16-of-58) in Auburn, Ala. (Dec. 16, 2023)**  
 Shot 60% or better in a game..... South Carolina - 63.2% (36-of-57) in Columbia, S.C. (Jan. 5, 2023)  
 Scored 90 points..... South Carolina 94, Auburn 42, in Columbia, S.C. (Jan. 5, 2023)  
 Scored 100 points..... Georgia 102, Auburn 72 in Athens, Ga. (Mar. 3, 1984)  
 Scored 100 points at Auburn..... Tuskegee 105, Auburn 98 (2OT) (Feb. 12, 1979)  
 Had 25+ rebound margin..... 37 - South Carolina (62-25) in Columbia, S.C. (Feb. 17, 2022)  
 Had a 20-24 rebound margin..... 24 - South Carolina (50-26) in Auburn, Ala. (Feb. 9, 2023)  
**Scored 5 points or less in a quarter..... 2 - Alabama State (1st quarter) in Auburn, Ala. (Dec. 13, 2023)**  
**Scored less than 10 points in a quarter..... 9 - Washington State (3rd quarter) in Auburn, Ala. (Dec. 20, 2023)**  
 Scored less than 10 points in all four quarters..... Winthrop (9-8-8-8) in Auburn, Ala. (Dec. 16, 2015)  
 Scored 30 or more points in a quarter..... 30 - Kentucky (1st quarter) in Lexington, Ky. (Feb. 27, 2022)  
 Scored less than 10 points in a half..... 9 - USC Upstate (1st half) in Auburn, Ala. (Nov. 25, 2020)  
**Scored less than 20 points in a half..... 19 - Norfolk State (2nd half) in Auburn, Ala. (Dec. 16, 2023)**  
 Had 50 rebounds..... 50 - South Carolina in Auburn, Ala. (Feb. 9, 2023)  
 Had 25 assists..... 25 - South Carolina in Columbia, S.C. (Jan. 5, 2023)  
**Had 25-29 turnovers..... 27 - Norfolk State in Auburn, Ala. (Dec. 16, 2023)**  
 Had 30-34 turnovers..... 33 - Sam Houston in Auburn, Ala. (Nov. 8, 2022)  
**Had 35+ turnovers..... 40 - Alabama State in Auburn, Ala. (Dec. 13, 2023)**  
 Had 15 steals..... 21 - Belmont in Auburn, Ala. (Dec. 20, 2020)  
 Had 10 blocks..... 13 - LSU in Auburn, Ala. (Jan. 9, 2022)  
 Failed to make a 3-point field goal..... UCF (0-8) in Auburn, Ala. (Dec. 3, 2022)  
 Attempted 35 free throws..... 39 - Arkansas in Auburn, Ala. (Feb. 5, 2023)  
 Made 30 free throws..... 30 - Arkansas (Jan. 22, 1995)  
 Made 10+ three-point field goals..... 10 - Kentucky in Lexington, Ky. (Feb. 27, 2022)  
 Made 15+ three-point field goals..... 15 - Alabama in Auburn, Ala. (Feb. 14, 2021)  
**Scored 41-50 points in a game..... 45 - Little Rock in Little Rock, Ark. (Dec. 10, 2023)**  
**Scored 31-40 points in a game..... 39 - Norfolk State in Auburn, Ala. (Dec. 16, 2023)**  
 Scored 30 points or less..... 26 - Georgia in Athens, Ga. (Feb. 22, 2015)  
 Scored 25 points or less..... 25 - Puerto Rico-Mayaguez (Dec. 17, 2000)

**Last Time an Opposing Player...**

Scored 30+ points (non-conference)..... 35 - Ajah Wayne of Old Dominion in Auburn, Ala. (Nov. 14, 2019)  
 Scored 30+ points (SEC)..... 32 - Rhyne Howard of Kentucky in Lexington, Ky. (Feb. 27, 2022)  
 Scored 35+ points (all games)..... 41 - Jasmine Walker of Alabama in Auburn, Ala. (Feb. 14, 2021)  
 Scored 40+ points (all games)..... 41 - Jasmine Walker of Alabama in Auburn, Ala. (Feb. 14, 2021)  
 Attempted 25 field goals..... 27 - Jantel Lavender (9-27) of Ohio State (Nov. 23, 2008)  
 Scored 20 points & had 20 rebounds..... Young of Baylor in the WNIT Championship Game, (20 pts./25 rebs.) (Apr. 4, 2003)  
 Two players scored 20 points..... Rhyne Howard (32) and Dre'una Edwards (25) of Kentucky in Lexington, Ky. (Feb. 27, 2022)  
 Three players scored 20 points..... by LSU in Baton Rouge, Chatman (22 pts), Johnson (21 pts) & Lowery (20 pts) (Jan. 12, 1991)  
 Five players scored in double figures..... Holmes (26), Garzon (21), Parris (16), McNeil (16), Scalia (12) of Indiana (Nov. 25, 2022)  
 Six players scored in double figures..... Williams (10), Lewis (13), Bonds (18), Peoples (10), Miller (12), Svetev (12) of Florida (Jan. 26, 2014)  
**Recorded a double-double..... Rickea Jackson of Tennessee (24 pts/19 reb) in Auburn, Ala. (Jan. 4, 2024)**  
**Recorded a double-double with points and assists..... C. Leger-Walker of Washington State (12 pts/10 ast) in Auburn, Ala. (Dec. 20, 2023)**  
 Recorded a triple-double..... Ceira Ricketts (14 pts./13 rebs./12 ast.) of Arkansas (Jan. 18, 2009)  
 Two players recorded a double-double..... J. Carter (24 pts/11 reb) & J. Jordan (14 pts/12 reb) of Mississippi State (Jan. 19, 2023)  
 Committed 10+ turnovers..... 10 - Shaquera Wade of Alabama in Greenville, S.C. (March 7, 2019)  
**Had 15-19 rebounds..... 19 - Rickea Jackson of Tennessee in Auburn, Ala. (Jan. 4, 2024)**  
 Had 20+ rebounds..... 21 - Ayana Mitchell of LSU in Baton Rouge, La. (March 3, 2019)  
**Had 10 assists..... 10 - Charlissee-Leger-Walker of Washington State in Auburn, Ala. (Dec. 20, 2023)**  
 Had 15 assists..... 16 - Cindy McMahan of Alabama-Huntsville (Nov. 24, 1980)  
 Had 5 blocks..... 6 - Jenna Staiti of Georgia in Athens, Ga. (Feb. 11, 2021)  
 Had 5 steals..... 5 - Alisha Lewis of Georgia in Greenville, S.C. (March 2, 2023)  
 Made 15 field goals..... 15 - Chamique Holdsclaw (15-21) of Tennessee (Feb. 1, 1998)  
 Made 10 3-point field goals..... 11 - Morgan Eye (11-18) of Missouri in Columbia, Mo. (Jan. 6, 2013)

**Specialty Statistics (Auburn-Opponent)**

Opponent	Points in the Paint	Points off Turnovers	2nd-Chance Points	Fast-Break Points	Bench Points
Jacksonville State	46-30	24-9	11-0	15-3	27-34
Louisiana-Lafayette	28-24	15-15	16-6	13-3	4-1
at Rutgers	46-20	29-11	13-15	18-13	11-14
California	26-32	11-13	20-4	4-13	29-2
at UCF	22-24	23-24	7-5	7-7	19-5
Alabama A&M	32-24	17-14	14-9	14-8	26-10
Clemson	38-26	29-4	2-7	18-7	39-16
at UAB	38-20	20-11	7-16	15-4	17-25
at Little Rock	28-22	20-13	11-7	12-1	19-10
Alabama State	60-14	53-17	10-6	30-2	40-18
Norfolk State	30-26	32-13	9-8	16-5	20-7
Washington State	28-26	23-14	11-7	8-5	20-15
North Alabama	32-34	19-9	15-8	13-14	34-12
Tennessee	28-30	18-9	12-9	12-25	28-19

**Lead-Deficit Comparison**

Opponent	Largest Lead	Largest Deficit	Lead Changes	Ties	Result
Jacksonville State	31 (4th, 2:20)	-	0	0	W, 78-49
Louisiana-Lafayette	9 (4th, 6:22)	12 (2nd, 2:25)	6	5	W, 60-54
at Rutgers	23 (3rd, 7:31)	13 (1st, 3:28)	1	2	W, 76-56
California	3 (1st, 9:20)	15 (3rd, 8:56)	1	0	L, 53-67
at UCF	3 (2nd, 3:59)	11 (3rd, 2:10)	9	3	L, 53-60
Alabama A&M	26 (4th, 8:00)	-	0	0	W, 68-45
Clemson	34 (4th, 1:03)	-	0	0	W, 83-53
at UAB	17 (3rd, 1:04)	3 (1st, 1:04)	2	0	W, 72-62
at Little Rock	23 (3rd, 7:54)	-	0	4	W, 58-45
Alabama State	57 (4th, 6:11)	-	0	0	W, 94-37
Norfolk State	32 (4th, 6:36)	1 (2nd, 5:59)	2	2	W, 67-39
Washington State	10 (4th, 4:29)	9 (2nd, 9:24)	5	3	W, 69-62
North Alabama	24 (4th, 6:50)	5 (2nd, 6:17)	7	4	W, 79-58
Tennessee	11 (2nd, 5:06)	12 (4th, 7:21)	7	1	L, 67-75

**Scoring Breakdown**

(Percentage of total points in parentheses)

Opponent	Sr./Gr.	Jr.	So.	Fr.	Starters	Bench	2-pt FG	3-pt FG	FTs
Jacksonville State	22	19	24	13	51 (65.4)	27 (34.6)	50 (64.1)	12 (15.4)	16 (20.5)
Louisiana-Lafayette	24	10	10	16	56 (93.3)	4 (6.7)	34 (56.7)	12 (20.0)	14 (23.3)
at Rutgers	25	18	11	21	65 (85.5)	11 (14.5)	50 (65.8)	6 (7.9)	20 (26.3)
California	24	13	14	2	24 (45.2)	29 (54.8)	36 (67.9)	9 (17.0)	8 (15.1)
at UCF	22	8	22	1	34 (64.2)	19 (35.8)	38 (71.7)	6 (11.3)	9 (17.0)
Alabama A&M	19	18	16	15	44 (64.7)	24 (35.3)	40 (58.8)	15 (22.1)	13 (19.1)
Clemson	40	18	21	4	44 (53.0)	39 (47.0)	46 (55.4)	18 (21.7)	19 (22.9)
at UAB	35	17	16	4	55 (76.4)	17 (23.6)	52 (72.2)	6 (8.3)	14 (19.4)
at Little Rock	29	9	14	6	39 (67.2)	19 (33.8)	36 (61.0)	12 (20.3)	10 (18.7)
Alabama State	46	25	10	13	54 (57.4)	40 (42.6)	66 (70.2)	12 (12.8)	16 (17.0)
Norfolk State	38	8	12	9	47 (70.1)	20 (29.9)	40 (59.7)	6 (9.0)	21 (31.3)
Washington State	39	14	14	2	49 (71.0)	20 (29.0)	38 (55.1)	15 (21.7)	16 (23.2)
North Alabama	30	18	24	7	45 (57.0)	34 (43.0)	44 (55.7)	24 (30.4)	11 (13.9)
Tennessee	35	24	4	4	39 (58.2)	28 (41.8)	48 (71.6)	6 (9.0)	13 (19.4)

**Comparison Statistics (Auburn/Opponent)**

Opponent	1st	2nd	Score	Mar	Total FG	FG Pct	3-Pointers	3FG Pct	Free Throws	FT Pct	Reb.	Mar	Assist	TO	Blk	Stl	Fouls
Jacksonville State	41-26	37-23	78-49	+29	29-61/18-59	.475/.305	4-9/3-14	.444/.214	16-22/10-12	.727/.833	43/31	+12	13/5	15/19	4/1	11/7	15/20
UL-Lafayette	16-25	44-29	60-54	+6	21-59/18-49	.356/.367	4-20/4-15	.200/267	14-19/14-21	.737/.667	46/30	+16	14/8	17/16	4/2	6/7	22/21
Rutgers	38-22	38-34	76-56	+20	27-58/17-53	.466/.321	2-11/7-19	.182/.368	20-31/15-21	.645/.714	34/40	(6)	14/9	12/24	7/3	11/10	16/26
California	21-33	32-34	53-67	(14)	21-67/23-61	.313/.377	3-15/6-18	.200/.333	8-13/15-19	.615/.789	41/46	(5)	10/8	10/12	1/4	7/6	19/14
UCF	26-27	27-33	53-60	(7)	21-55/21-46	.382/.457	2-15/7-15	.133/.467	9-16/11-13	.563/.846	34/27	+7	7/10	18/20	6/0	6/6	17/16
Alabama A&M	32-20	36-25	68-45	+23	25-59/16-61	.424/.262	5-11/2-8	.455/.250	13-21/11-16	.619/.688	42/42	0	12/3	20/23	8/4	13/8	17/18
Clemson	36-21	47-32	83-53	+30	29-61/16-48	.475/.333	6-19/3-16	.316/.188	19-30/18-29	.633/.621	36/41	(5)	16/4	13/29	3/0	17/5	25/27
UAB	35-21	37-41	72-62	+10	28-60/18-61	.467/.295	2-5/7-24	.400/.292	14-23/19-23	.609/.826	44/36	+8	14/9	16/17	6/1	9/6	18/22
Little Rock	32-16	26-29	58-45	+13	22-53/18-41	.415/.439	4-10/1-4	.400/.250	10-15/8-17	.667/.471	32/25	+7	10/7	19/19	1/1	8/7	21/18
Alabama State	46-13	48-24	94-37	+57	37-78/14-42	.474/.333	4-14/3-8	.286/.375	16-24/6-8	.667/.750	41/28	+13	25/7	14/40	1/7	28/7	14/22
Norfolk State	26-20	41-19	67-39	+28	22-54/16-58	.407/.276	2-13/2-12	.154/.167	21-26/5-7	.808/.714	40/37	+3	12/4	20/27	3/2	13/11	14/21
Washington St.	26-32	43-30	69-62	+7	24-57/22-49	.421/.449	5-10/8-19	.500/.421	16-19/10-11	.842/.909	32/31	+1	16/15	12/20	1/4	9/8	13/18
North Alabama	30-27	49-31	79-58	+21	30-71/24-60	.423/.400	8-16/6-22	.500/.273	11-12/4-7	.917/.571	41/37	+4	20/11	11/21	6/0	7/5	9/15
Tennessee	40-32	27-43	67-75	(7)	26-78/24-48	.333/.500	2-14/3-7	.143/.439	13-16/24-30	.813/.800	34/47	(13)	8/10	6/23	1/4	11/3	20/17

**Game-by-Game Leaders**

Opponent	Points	Rebounds	Assists	Steals	Blocked Shots
Jacksonville State	14-Honesty Scott-Grayson	8-Savannah Scott	4-Bostic/Shaw	4-Mar'Shaun Bostic	1-(four players)
Louisiana-Lafayette	16-Savannah Scott	14-Taylen Collins	3-(three players)	2-Collins/Scott-Grayson	2-Yakiya Milton
at Rutgers	21-Savannah Scott	11-Savannah Scott	4-Honesty Scott-Grayson	3-Celia Sumbane	2-Scott/Sumbane
California	18-Honesty Scott-Grayson	9-Honesty Scott-Grayson	5-JaMya Mingo-Young	1-(seven players)	1-H. Scott-Grayson
at UCF	17-Sydney Shaw	8-Taylen Collins	4-JaMya Mingo-Young	2-Sumbane/Duhon	2-Yakiya Milton
Alabama A&M	15-Sydney Shaw	10-Taylen Collins	3-JaMya Mingo-Young	4-Mar'Shaun Bostic	2-Collins/Eddings
Clemson	18-Honesty Scott-Grayson	6-Sydney Shaw	5-Honesty Scott-Grayson	5-Scott-Grayson/Bostic	2-Taylen Collins
at UAB	22-Honesty Scott-Grayson	8-Taylen Collins	4-Honesty Scott-Grayson	4-Mar'Shaun Bostic	2-Taylen Collins
at Little Rock	12-Honesty Scott-Grayson	8-Taylen Collins	4-JaMya Mingo-Young	2-Shaw/Scott-Grayson	1-JaMya Mingo-Young
Alabama State	24-Honesty Scott-Grayson	7-Celia Sumbane	6-JaMya Mingo-Young	5-Sumbane/Duhon	1-Timya Thurman
Norfolk State	16-JaMya Mingo-Young	5-Mingo-Young/Collins	4-JaMya Mingo-Young	4-Taylen Collins	1-(three players)
Washington State	17-Honesty Scott-Grayson	7-JaMya Mingo-Young	7-JaMya Mingo-Young	3-Collins/Scott-Grayson	1-McKenna Eddings
North Alabama	14-McKenna Eddings	10-JaMya Mingo-Young	7-JaMya Mingo-Young	3-McKenna Eddings	2-Sydney Shaw
Tennessee	17-Mar'Shaun Bostic	6-Taylen Collins	2-Mingo-Young/Eddings	5-JaMya Mingo-Young	1-Celia Sumbane

**2023-24 Starting Lineups**

Opponent	Point Guard (1)	Wing (2)	Wing (3)	Wing (4)	Post (5)
Jacksonville State (1)	Bostic	Shaw	Scott-Grayson	Collins	Scott
Louisiana-Lafayette	Bostic	Shaw	Scott-Grayson	Collins	Scott
at Rutgers	Bostic	Shaw	Scott-Grayson	Collins	Scott
California (2)	Bostic	Shaw	Eddings	Collins	Scott
at UCF	Bostic	Shaw	Scott-Grayson	Collins	Scott
Alabama A&M (3)	Bostic	Shaw	Sumbane	Collins	Scott
Clemson (4)	Bostic	Shaw	Scott-Grayson	Sumbane	Collins
at UAB	Bostic	Shaw	Scott-Grayson	Sumbane	Collins
at Little Rock (5)	Mingo-Young	Shaw	Scott-Grayson	Sumbane	Collins
Alabama State	Mingo-Young	Shaw	Scott-Grayson	Sumbane	Collins
Norfolk State	Mingo-Young	Shaw	Scott-Grayson	Sumbane	Collins
Washington State	Mingo-Young	Shaw	Scott-Grayson	Sumbane	Collins
North Alabama	Mingo-Young	Shaw	Scott-Grayson	Sumbane	Collins
Tennessee	Mingo-Young	Shaw	Scott-Grayson	Sumbane	Collins

**Record by Starting Lineup**

Bostic, Shaw, Scott-Grayson, Collins, Scott.....	3-1 (.750)
Bostic, Shaw, Eddings, Collins, Scott.....	0-1 (.000)
Bostic, Shaw, Sumbane, Collins, Scott.....	0-1 (.000)
Bostic, Shaw, Scott-Grayson, Sumbane, Collins	2-0 (1.000)
Mingo-Young, Shaw, Scott-Grayson, Sumbane, Collins	5-1 (.833)



# Johnnie HARRIS

Head Coach

Third Season at Auburn • 25th Season in college coaching

Pine Bluff, Ark. • Arkansas Baptist, 1996

Johnnie Harris enters her third year as head coach for Auburn women's basketball in 2023-24. A long-time Southeastern Conference assistant and 2018 WBCA National Assistant Coach of the Year, Harris was named Auburn women's basketball head coach on April 3, 2021.

In year two at Auburn, Harris led the Tigers to their first winning record and postseason appearance in four years, finishing with a 16-15 overall record and five SEC wins. Auburn won a postseason game for the first time since 2016, defeating Tulane in the WNIT first round. In addition, the Tigers tied a school record for steals in a game with 24 against Samford, defeated Texas A&M for the first time, and won a road game in the SEC for the first time since the 2019-20 season.

Her first season on the Plains saw Auburn double its win total from the previous season and pick up three victories over nationally ranked opponents. Her first top-25 win came Nov. 21 with a 59-51 win at Georgia Tech, Auburn's first road win over a ranked foe since 2014. The biggest win of the season, and one of Auburn's biggest in decades, came Jan. 27 when the Tigers shocked No. 4 Tennessee 71-61 at home for their first SEC win of the season and their first win over a top-5 opponent since 1997. The Tigers added one more top-25 win, a 65-60 victory over No. 21 Georgia on Feb. 20. Sophomore Aicha Coulibaly was named to the All-SEC Second Team, and the Tigers landed a consensus top-25 recruiting class for 2022-23.

Prior to her arrival at Auburn, Harris spent 16 years combined at Arkansas, Texas A&M and Mississippi State, and spent the 2020-21 season as the Associate Head Coach at the University of Texas. She helped Texas to an Elite Eight appearance during the 2020-21 season, and she worked alongside Longhorn head coach Vic Schaefer the previous 10 years assisting Mississippi State to a pair of NCAA Championship game appearances. She was a central part of Mississippi State's success those eight seasons and is considered one of the nation's top recruiters.

Harris helped lead Mississippi State to a 221-62 [.781] record and five NCAA Tournament berths, including NCAA Championship Game appearances in 2017 and 2018. During that time, the Bulldogs also won the program's first Southeastern Conference regular-season championship and SEC Tournament Championship.

Harris' pupils in the past were some of the best in Mississippi State school history, led by Teaira McCowan, who Harris mentored during McCowan's record-setting junior and senior campaigns from 2017-19. The 2019 SEC Player of the Year and a consensus First-Team All-American, McCowan finished her career as Mississippi State's leader in rebounds and field-goal percentage, while ranking second in blocks and fourth in points and field-goals made.

The individual development McCowan showed during Mississippi State's run to a second consecutive national title game caught the attention of the coaching community, as Harris was tabbed the WBCA National Assistant Coach of the Year for the 2017-18 season.

In 2018-19, Harris helped transfer forward Anriel Howard combine with McCowan to create one of the best front courts in the country. In her lone season with the Bulldogs, Howard earned first-team All-SEC recognition by the AP and league coaches after averaging 16.4 points and 8.4 rebounds per game. Both McCowan [No. 3, Indiana Fever] and Howard [No. 24, Seattle Storm] were selected in the 2019 WNBA Draft.

Another Harris product, Chinwe Okorie, was an integral part of the Bulldogs' runs to the Final Four and 2016 Sweet 16 and finished her MSU career sixth in program annals in field-goal percentage, shooting 52.1 percent over 109 games. She raised her scoring average and field goal percentage each season of her three-year career, capped by her 7.5 ppg average on 56.4 percent shooting as a senior.

Harris helped guide Texas A&M to four Sweet 16 appearances in her five seasons, including the program's first national championship in 2010-11. During her tenure with the Aggies, Harris helped sign and mentor junior college All-Americans Danielle Adams and Tanisha Smith.

Prior to her stop in College Station, Harris spent three seasons at Arkansas, landing some of the Lady Razorbacks' top recruiting classes in program history. She signed Laura Ervin, a junior college All-American who went on to garner Second Team All-SEC accolades, as well as Freshman All-SEC selection Donica Cosby.

Harris has had the opportunity to learn from some of the game's top coaches, including Hall of Famer Kay Yow at N.C. State. She joined the program in the 2003-04 season and assisted the squad to the NCAA Tournament for the first time in two years. Her first recruiting class in Raleigh was rated as one of the best in the nation. She also garnered a commitment from Gillian Goring, the nation's No. 1 post player who went on to play for the Washington Mystics.

The Arkansas-Fort Smith position kept the Pine Bluff native in her home state after she started her coaching career as a graduate assistant at Little Rock. Her hard work at UALR earned her a promotion to a full-time assistant position in 2000.

Harris is the mother of two children, Marcus and Kiera, and the legal guardian of Lily. She also has two grandchildren, Samarah and Kaiden.

## Harris Year-by-Year

### Arkansas-Little Rock, Assistant Coach (1999-2001)

Year	Record	Conf.	Other Information
1999-00	5-23	1-15	
2000-01	6-22	0-16	

### Arkansas-Fort Smith, Assistant Coach (2001-03)

Year	Record	Conf.	Other Information
2001-02	26-2		
2002-03	34-8		Conference Champions

### NC State, Assistant Coach (2003-04)

Year	Record	Conf.	Other Information
2003-04	17-15	8-8	NCAA First Round

### Arkansas, Assistant Coach (2004-07)

Year	Record	Conf.	Other Information
2004-05	17-14	3-11	WNIT Second Round
2005-06	13-15	5-9	
2006-07	18-13	3-11	

### Texas A&M, Assistant Coach (2007-12)

Year	Record	Conf.	Other Information
2007-08	29-8	11-5	NCAA Elite Eight Big 12 Tournament Champions
2008-09	27-8	11-5	NCAA Sweet 16
2009-10	26-8	10-6	NCAA Second Round Big 12 Tournament Champions
2010-11	33-5	13-3	National Champions
2011-12	24-11	11-7	NCAA Sweet 16

### Mississippi State, Associate Head Coach (2013-20)

Year	Record	Conf.	Other Information
2012-13	13-17	5-11	
2013-14	22-14	5-11	WNIT Quarterfinals
2014-15	27-7	11-5	NCAA Second Round
2015-16	28-8	11-5	NCAA Sweet 16
2016-17	34-5	13-3	National Runner-Up
2017-18	37-2	16-0	National Runner-Up SEC Regular Season Champions
2018-19	33-3	15-1	NCAA Elite Eight SEC Regular Season & Tournament Champions
2019-20	27-6	13-3	(no postseason; pandemic)

### Texas, Associate Head Coach (2020-21)

Year	Record	Conf.	Other Information
2020-21	21-10	11-7	NCAA Elite Eight

### Auburn, Head Coach (2021-)

Year	Record	Conf.	Other Information
2021-22	10-18	2-14	
2022-23	16-15	5-11	WNIT Second Round
2023-24	11-3	0-1	



# Yakiya MILTON

# #0

Freshman • Forward • 6-4  
Jacksonville, Fla. • Mandarin HS

- First collegiate field goal vs. UAB; had season-best 4 rebounds (12/3)
- Had two blocks, two rebounds and scored first collegiate point in return to home state at UCF (11/20)
- Two blocks in just under 9 minutes of action vs. UL-Lafayette (11/9)
- Two-time all-conference selection at Mandarin HS
- Ranked 8th in state of Florida in blocks
- All-time leader at Mandarin HS in blocks and rebounds
- Cousin of former Auburn MBB player Kyle Davis, Auburn's all-time blocked shots leader
- Youngest player on team, one of youngest in SEC

**SEASON/CAREER HIGHS**

Points			
2	2x; last vs. North Alabama	12/31/23	
Rebounds			
4	2x; last vs. Alabama State	12/13/23	
Assists			
1	2x; last vs. Norfolk State	12/16/23	
Blocks			
2	2x; last at UCF	11/20/23	
Steals			
2	vs Alabama State	12/13/23	
Field Goals			
1	2x; last vs. North Alabama	12/31/23	
Field Goal Attempts			
4	vs. North Alabama	12/31/23	
3-Point Field Goals			
3-Point FG Attempts			
Free Throws			
1	at UCF	11/20/23	
Free Throw Attempts			
4	vs. Alabama State	12/13/23	

Opponent	Start	Min.	FG-A	3PT-A	FT-A	O-D-T	PF	Ast.	TO	Blk.	St.	Pts.
JACKSONVILLE STATE		4:30	0-1	0-0	0-0	0-0-0	1	0	0	0	0	0
LOUISIANA-LAFAYETTE		8:45	0-0	0-0	0-0	0-0-0	1	0	0	2	0	0
at Rutgers		2:31	0-0	0-0	0-2	1-1-2	0	0	0	1	0	0
CALIFORNIA						--DNP--						
at UCF		16:45	0-2	0-0	1-2	0-2-2	3	0	1	2	1	1
ALABAMA A&M		7:35	0-1	0-0	0-0	0-1-1	4	0	2	1	0	0
CLEMSON		3:36	0-0	0-0	0-0	0-0-0	2	0	1	0	0	0
at UAB		14:21	1-2	0-0	0-0	0-4-4	3	0	1	1	0	2
at Little Rock		3:27	0-0	0-0	0-0	1-1-2	0	0	0	0	0	0
ALABAMA STATE		11:53	0-2	0-0	0-4	2-2-4	2	1	1	0	2	0
NORFOLK STATE		4:37	0-0	0-0	0-0	0-0-0	1	1	1	1	0	0
WASHINGTON STATE						--DNP--						
NORTH ALABAMA		11:47	1-4	0-0	0-0	0-2-2	0	0	1	1	0	2
TENNESSEE						--DNP--						
at Texas A&M												
at Ole Miss												
LSU												
at Vanderbilt												
ALABAMA												
GEORGIA												
SOUTH CAROLINA												
at Arkansas												
at Missouri												
KENTUCKY												
at Alabama												
at LSU												
TEXAS A&M												
MISSISSIPPI STATE												
at Florida												

**MILTON'S CAREER STATISTICS**

SEASON	TEAM	GP-GS	MIN/AVG	Field Goals		3-Point		F-Throws		Rebounds				Scoring						
				FG-FGA	FG%	3FG-3FGA	3FG%	FT-FTA	FT%	OFF	DEF	TOT	AVG	PF-FO	A	TO	BLK	STL	PTS	AVG
2023-24	AUB	11-0	90/8.2	2-12	.167	0-0	.000	1-8	.125	4	13	17	1.5	17-0	2	8	9	3	5	0.5
<b>TOTAL</b>		<b>11-0</b>	<b>90/8.2</b>	<b>2-12</b>	<b>.167</b>	<b>0-0</b>	<b>.000</b>	<b>1-8</b>	<b>.125</b>	<b>4</b>	<b>13</b>	<b>17</b>	<b>1.5</b>	<b>17-0</b>	<b>2</b>	<b>8</b>	<b>9</b>	<b>3</b>	<b>5</b>	<b>0.5</b>



# Celia SUMBANE

# #1

Junior • Forward • 6-2  
Maputo, Mozambique • South Plains CC [Texas]

- Stuffed stat sheet in big win over Alabama State with 11 points, 7 rebounds, 5 steals, 3 assists, all season highs (12/13)
- Was a defensive force in win at Rutgers with 5 points, 2 rebounds, 2 blocks, 3 steals, 2 assists (11/12)
- 5 rebounds, 1 point, 1 block in Auburn debut vs. Jacksonville State (11/6)
- First-team NJCAA All-American in 2023; Western Junior College Athletic Conference MVP and DPOY
- Averaged 14.6 points, 8.0 rebounds, 1.7 steals, 1.6 assists at South Plains CC in 2022-23
- First Auburn player from Mozambique, fifth player from Africa
- Played for home country at FIBA U19 World Cup in Thailand in 2019
- Club MVP for Quinda dos Lombos club team in Portugal

**SEASON/CAREER HIGHS**

Points	11 vs. Alabama State	12/13/23
Rebounds	7 vs. Alabama State	12/13/23
Assists	3 vs. Alabama State	12/13/23
Blocks	2 at Rutgers	11/12/23
Steals	5 vs. Alabama State	12/13/23
Field Goals	5 vs. Alabama State	12/13/23
Field Goal Attempts	10 vs. North Alabama	12/31/23
3-Point Field Goals	2 vs. Washington St.	12/20/23
3-Point FG Attempts	2 3x; last vs. North Alabama	12/31/23
Free Throws	3 at UAB	12/3/23
Free Throw Attempts	4 at UAB	12/3/23

Opponent	Start	Min.	FG-A	3PT-A	FT-A	O-D-T	PF	Ast.	TO	Blk.	St.	Pts.
JACKSONVILLE STATE		14:26	0-3	0-0	1-2	2-3-5	0	0	1	1	0	1
LOUISIANA-LAFAYETTE		4:15	0-1	0-1	0-0	0-0-0	2	0	0	0	0	0
at Rutgers		18:48	2-3	1-2	0-0	0-2-2	1	2	1	2	3	5
CALIFORNIA		13:34	1-3	0-1	0-0	0-3-3	2	0	1	0	1	2
at UCF		21:16	3-5	0-1	0-0	1-0-1	3	1	2	1	2	6
ALABAMA A&M	*	14:20	1-2	0-0	2-2	1-2-3	4	1	1	1	1	4
CLEMSON	*	11:14	1-1	0-0	0-0	0-1-1	4	0	2	0	0	4
at UAB	*	19:19	1-3	0-0	3-4	2-3-5	4	1	2	1	1	5
at Little Rock	*	6:17	1-1	0-0	0-0	1-0-1	2	0	4	0	0	2
ALABAMA STATE	*	21:14	5-9	0-0	1-2	5-2-7	1	3	0	0	5	11
NORFOLK STATE	*	16:50	2-3	0-0	0-0	1-2-3	1	1	0	1	0	4
WASHINGTON STATE	*	9:58	2-3	2-2	0-0	1-0-1	3	1	3	0	1	6
NORTH ALABAMA	*	15:40	1-10	0-2	2-2	2-7-9	2	1	1	0	1	4
TENNESSEE	*	18:37	1-3	0-1	2-2	1-3-4	3	0	1	1	2	4
at Texas A&M												
at Ole Miss												
LSU												
at Vanderbilt												
ALABAMA												
GEORGIA												
SOUTH CAROLINA												
at Arkansas												
at Missouri												
KENTUCKY												
at Alabama												
at LSU												
TEXAS A&M												
MISSISSIPPI STATE												
at Florida												

**SUMBANE'S CAREER STATISTICS**

SEASON	TEAM	GP-GS	MIN/AVG	Field Goals		3-Point		F-Throws		Rebounds				Scoring						
				FG-FGA	FG%	3FG-3FGA	3FG%	FT-FTA	FT%	OFF	DEF	TOT	AVG	PF-FO	A	TO	BLK	STL	PTS	AVG
2023-24	AUB	14-9	206/14.7	21-50	.420	3-10	.300	11-14	.786	17	28	45	3.2	32-0	11	19	8	17	56	4.0
<b>TOTAL</b>		<b>14-9</b>	<b>206/14.7</b>	<b>21-50</b>	<b>.420</b>	<b>3-10</b>	<b>.300</b>	<b>11-14</b>	<b>.786</b>	<b>17</b>	<b>28</b>	<b>45</b>	<b>3.2</b>	<b>32-0</b>	<b>11</b>	<b>19</b>	<b>8</b>	<b>17</b>	<b>56</b>	<b>4.0</b>





# JaMya MINGO-YOUNG

# #2

Graduate Student • Guard • 5-8  
 Bogalusa, La. • Loranger HS • Mississippi State • Alabama

- Has made 27 consecutive free throws over last seven games; currently 2nd in SEC in FT% at 88.4%, 30th NCAA
- Leads SEC and ranks 9th nationally in assist/turnover ratio (3.7)
- First Auburn double-double, 8th of career, with 13 points, season-high 10 rebounds, season-high 7 assists vs. North Alabama (12/31)
- Tied Auburn record for single-game FT percentage, going 12-12 in win over Norfolk State; finished with 16 points (12/16)
- Season-high 16 points (9-11 FT) along with 3 assists in win over Clemson (11/30)
- Made Auburn debut with 5 assists, 2 rebounds vs. California (11/17); missed first three games with injury
- Transferred from Alabama after 2022-23 season; played for Johnnie Harris as a freshman at Mississippi State in 2019-20
- In 2021-22 at Alabama, averaged 11.6 points, 6.7 rebounds, 2.5 assists and 2.4 steals while starting all 34 games
- Career-best 26 points vs. Chattanooga in 2021 while playing at Alabama

### SEASON HIGHS

Points	16	2x; last vs. Norfolk State	12/16/23
Rebounds	10	vs. North Alabama	12/31/23
Assists	7	2x; last vs. North Alabama	12/31/23
Blocks	1	3x; last vs. North Alabama	12/31/23
Steals	5	vs. Tennessee	1/4/24
Field Goals	5	vs. North Alabama	12/31/23
Field Goal Attempts	11	vs. Washington St.	12/20/23
3-Point Field Goals	1	3x; last vs. North Alabama	12/31/23
3-Point FG Attempts	2	vs. North Alabama	12/31/23
Free Throws	12	vs. Norfolk State	12/16/23
Free Throw Attempts	12	vs. Norfolk State	12/16/23

Opponent	Start	Min.	FG-A	3PT-A	FT-A	0-D-T	PF	Ast.	TO	Blk.	St.	Pts.
JACKSONVILLE STATE						--DNP--						
LOUISIANA-LAFAYETTE						--DNP--						
at Rutgers						--DNP--						
CALIFORNIA		13:44	0-3	0-1	0-0	0-2-2	3	5	0	0	0	0
at UCF		26:27	3-6	0-1	1-2	0-2-2	0	4	1	0	0	7
ALABAMA A&M		18:29	4-9	1-1	0-1	1-4-5	3	3	0	0	3	9
CLEMSON		16:41	3-4	1-1	9-11	1-2-3	2	3	0	1	1	16
at UAB		19:19	2-5	0-0	1-2	0-3-3	2	3	2	0	1	5
at Little Rock	*	22:56	3-5	0-0	5-5	0-6-6	1	4	2	1	1	11
ALABAMA STATE	*	16:42	1-3	0-1	0-0	0-3-3	3	6	2	0	2	2
NORFOLK STATE	*	24:12	2-4	0-1	12-12	0-5-5	2	4	0	0	2	16
WASHINGTON STATE	*	30:35	3-11	0-0	6-6	2-5-7	1	7	3	0	0	12
NORTH ALABAMA	*	30:56	5-10	1-2	2-2	3-7-10	1	7	2	1	1	13
TENNESSEE	*	25:02	4-8	1-1	2-2	1-3-4	1	2	1	0	5	11
at Texas A&M												
at Ole Miss												
LSU												
at Vanderbilt												
ALABAMA												
GEORGIA												
SOUTH CAROLINA												
at Arkansas												
at Missouri												
KENTUCKY												
at Alabama												
at LSU												
TEXAS A&M												
MISSISSIPPI STATE												
at Florida												

### CAREER HIGHS (incl. previous schools)

Points	26	at Chattanooga	12/5/21
Rebounds	15	vs. Auburn [SEC]	3/2/22
Assists	9	vs. Troy	12/14/20
Blocks	2	2x; last vs. Auburn	1/2/22
Steals	6	3x; last vs. Tennessee	2/17/22
Field Goals	10	vs. Arkansas	1/20/22
Field Goal Attempts	15	at Troy [WNIT]	3/17/22
3-Point Field Goals	3	at South Florida	11/16/22
3-Point FG Attempts	3	10x; last vs. North Florida	12/22/22
Free Throws	12	vs. Norfolk State	12/16/23
Free Throw Attempts	14	at Vanderbilt	2/6/22

### MINGO-YOUNG'S CAREER STATISTICS

SEASON	TEAM	GP-GS	MIN/AVG	Field Goals		3-Point		F-Throws		Rebounds				Scoring						
				FG-FGA	FG%	3FG-3FGA	3FG%	FT-FTA	FT%	OFF	DEF	TOT	AVG	PF-FO	A	TO	BLK	STL	PTS	AVG
2019-20	MSU	32-1	417/13.0	50-120	.417	5-17	.294	38-45	.844	19	51	70	2.2	55-0	48	34	5	28	143	4.5
2020-21	MSU	19-11	444/23.3	35-84	.417	6-22	.273	30-47	.638	17	58	75	3.9	45-1	57	31	6	22	106	5.6
2021-22	Bama	34-34	1090/32.1	138-293	.471	17-52	.327	101-148	.682	76	153	229	6.7	86-2	86	75	6	80	394	11.6
2022-23	Bama	14-2	243/17.4	24-61	.393	4-21	.190	24-26	.923	18	43	61	4.4	34-2	21	28	2	20	76	5.4
2023-24	AUB	11-6	245/22.3	30-68	.441	4-9	.444	38-43	.884	8	42	50	4.5	19-0	48	13	3	16	102	9.3
<b>TOTAL FOR AUB</b>		<b>11-6</b>	<b>245/22.3</b>	<b>30-68</b>	<b>.441</b>	<b>4-9</b>	<b>.444</b>	<b>38-43</b>	<b>.884</b>	<b>8</b>	<b>42</b>	<b>50</b>	<b>4.5</b>	<b>19-0</b>	<b>48</b>	<b>13</b>	<b>3</b>	<b>16</b>	<b>102</b>	<b>9.3</b>
<b>TOTAL</b>		<b>110-54</b>	<b>2439/22.2</b>	<b>277-626</b>	<b>.442</b>	<b>36-121</b>	<b>.298</b>	<b>231-309</b>	<b>.748</b>	<b>138</b>	<b>347</b>	<b>485</b>	<b>4.4</b>	<b>239-5</b>	<b>260</b>	<b>181</b>	<b>22</b>	<b>166</b>	<b>821</b>	<b>7.5</b>



# McKenna EDDINGS

# #3

Junior • Guard • 6-0

Williamsburg, Va. • Warhill HS • Stetson • Moberly Area CC [Mo.]

- Led Auburn with career-high 14 points, 3 steals, 4-5 3FG, in win over North Alabama (12/31)
- Then-career high 9 points, 2 blocks vs. Alabama A&M (11/26); matched that with 9 points vs. Clemson (11/30)
- Made first Division I start vs. California; finished with 5 points, 2 rebounds, 1 assist, 1 steal (11/17)
- 6 points, 4 rebounds in Auburn debut vs. Jacksonville State (11/6)
- First-team NJCAA All-American at Moberly Area CC in 2022-23
- Averaged 16.2 points, 5.6 rebounds, 2.0 assists, 2.4 steals as a sophomore at Moberly
- Played in nine games as a freshman at Stetson in 2020-21 before transferring to junior college

**SEASON HIGHS**

Points		
14	vs. North Alabama	12/31/23
Rebounds		
4	vs. Jacksonville State	11/6/23
Assists		
3	2x; last at Rutgers	11/12/23
Blocks		
2	vs. Alabama A&M	11/26/23
Steals		
3	vs. North Alabama	12/31/23
Field Goals		
5	vs. North Alabama	12/31/23
Field Goal Attempts		
10	vs. Alabama State	12/13/23
3-Point Field Goals		
4	vs. North Alabama	12/31/23
3-Point FG Attempts		
6	2x; last vs. Tennessee	1/4/24
Free Throws		
4	vs. Alabama A&M	11/26/23
Free Throw Attempts		
7	vs. Alabama A&M	11/26/23

Opponent	Start	Min.	FG-A	3PT-A	FT-A	O-D-T	PF	Ast.	TO	Blk.	St.	Pts.
JACKSONVILLE STATE		13:04	1-4	1-2	3-4	0-4-4	0	0	0	0	0	6
LOUISIANA-LAFAYETTE		19:58	1-6	0-4	2-2	0-3-3	3	3	3	1	0	4
at Rutgers		23:43	1-4	0-2	2-2	1-2-3	1	3	0	1	1	4
CALIFORNIA	*	24:43	2-8	1-5	0-0	0-2-2	1	1	1	0	1	5
at UCF		2:30	0-2	0-1	0-0	1-0-1	0	0	1	0	0	0
ALABAMA A&M		18:37	2-9	1-4	4-7	1-1-2	0	1	3	2	1	9
CLEMSON		8:37	3-6	1-4	2-2	0-1-1	0	0	0	0	1	9
at UAB		10:22	0-4	0-3	0-0	0-1-1	3	1	0	1	0	0
at Little Rock		10:23	2-5	1-1	0-0	1-0-1	3	2	1	0	1	5
ALABAMA STATE		12:28	3-10	2-6	2-2	1-1-2	0	2	1	0	1	10
NORFOLK STATE		14:28	0-3	0-2	0-0	1-0-1	0	2	0	0	1	0
WASHINGTON STATE		11:47	0-0	0-0	0-0	0-1-1	0	1	0	1	0	0
NORTH ALABAMA		22:32	5-8	4-5	0-0	1-2-3	0	2	2	1	3	14
TENNESSEE		22:56	1-12	1-6	0-0	1-1-2	3	2	0	0	2	3

at Texas A&M  
at Ole Miss  
LSU  
at Vanderbilt  
ALABAMA  
GEORGIA  
SOUTH CAROLINA  
at Arkansas  
at Missouri  
KENTUCKY  
at Alabama  
at LSU  
TEXAS A&M  
MISSISSIPPI STATE  
at Florida

**CAREER HIGHS (incl. previous schools)**

Points		
14	vs. North Alabama	12/31/23
Rebounds		
4	vs. Jacksonville State	11/6/23
Assists		
3	2x; last at Rutgers	11/12/23
Blocks		
2	vs. Alabama A&M	11/26/23
Steals		
3	vs. North Alabama	12/31/23
Field Goals		
5	vs. North Alabama	12/31/23
Field Goal Attempts		
10	vs. Alabama State	12/13/23
3-Point Field Goals		
4	vs. North Alabama	12/31/23
3-Point FG Attempts		
6	2x; last vs. Tennessee	1/4/24
Free Throws		
4	vs. Alabama A&M	11/26/23
Free Throw Attempts		
7	vs. Alabama A&M	11/26/23

**EDDINGS' CAREER STATISTICS**

SEASON	TEAM	GP-GS	MIN/AVG	Field Goals		3-Point		F-Throws		Rebounds				Scoring						
				FG-FGA	FG%	3FG-3FGA	3FG%	FT-FTA	FT%	OFF	DEF	TOT	AVG	PF-FO	A	TO	BLK	STL	PTS	AVG
2020-21	Stet	10-0	39/3.9	5-11	.455	1-3	.333	0-2	.000	4	5	9	0.9	2-0	0	3	0	2	11	1.1
2023-24	AUB	14-1	216/15.4	21-81	.259	12-45	.267	15-19	.789	8	19	27	1.9	14-0	20	12	7	12	69	4.9
<b>TOTAL FOR AUB</b>		<b>14-1</b>	<b>216/15.4</b>	<b>21-81</b>	<b>.259</b>	<b>12-45</b>	<b>.267</b>	<b>15-19</b>	<b>.789</b>	<b>8</b>	<b>19</b>	<b>27</b>	<b>1.9</b>	<b>14-0</b>	<b>20</b>	<b>12</b>	<b>7</b>	<b>12</b>	<b>69</b>	<b>4.9</b>
<b>TOTAL</b>		<b>24-1</b>	<b>255/10.6</b>	<b>26-92</b>	<b>.283</b>	<b>13-48</b>	<b>.271</b>	<b>15-21</b>	<b>.714</b>	<b>12</b>	<b>24</b>	<b>36</b>	<b>1.5</b>	<b>16-0</b>	<b>20</b>	<b>15</b>	<b>7</b>	<b>14</b>	<b>80</b>	<b>3.3</b>



# Kaitlyn DUHON

# #4

Sophomore • Guard • 5-10  
Houston, Texas. • Summer Creek HS

- Career-high 5 steals and 3 assists in just 10 minutes of action in win over Alabama State (12/13)
- Matched career-high with 3 steals and scored 10 points in win over Clemson (11/30)
- Stellar season opener with 13 points (6-9 FG), 3 rebounds, 2 steals vs. Jacksonville State (11/6)
- Two huge defensive games in exhibitions: 10 points, 10 rebounds, 6 steals vs. Columbus State; 6 points, 4 rebounds 6 steals vs. West Georgia
- Played in 30 of 31 games as a freshman, starting 6; averaged 3.8 points, 2.3 rebounds
- Career-high 17 points vs. South Alabama (11/10/22); 8 rebounds vs. Sam Houston (11/8/22)

### SEASON HIGHS

Points	13	vs. Jacksonville State	11/6/23
Rebounds	6	at UAB	12/3/23
Assists	3	vs. Alabama State	12/13/23
Blocks			
Steals	5	vs. Alabama State	12/13/23
Field Goals	6	vs. Jacksonville State	11/6/23
Field Goal Attempts	10	vs. North Alabama	12/31/23
3-Point Field Goals	1	2x; last vs. Washington St.	12/20/23
3-Point FG Attempts	2	vs. North Alabama	12/31/23
Free Throws	2	2x; last vs. Alabama State	12/13/23
Free Throw Attempts	2	7x; last vs. Alabama State	12/13/23

Opponent	Start	Min.	FG-A	3PT-A	FT-A	O-D-T	PF	Ast.	TO	Blk.	St.	Pts.
JACKSONVILLE STATE		21:42	6-9	0-0	1-1	0-3-3	1	0	1	0	2	13
LOUISIANA-LAFAYETTE		8:58	0-3	0-0	0-2	1-1-2	4	0	1	0	0	0
at Rutgers		17:38	0-2	0-0	0-0	0-2-2	1	1	1	0	1	0
CALIFORNIA		15:05	4-5	0-0	1-2	1-1-2	0	0	0	0	1	9
at UCF		14:46	1-3	0-1	1-2	1-3-4	1	1	1	0	2	3
ALABAMA A&M		14:27	0-1	0-0	1-2	1-3-4	1	1	2	0	0	1
CLEMSON		16:45	5-10	0-0	0-0	0-3-3	1	0	1	0	3	10
at UAB		14:19	3-7	0-0	0-2	2-4-6	4	0	2	1	0	6
at Little Rock		11:39	0-3	0-0	2-2	1-0-1	0	0	0	0	1	2
ALABAMA STATE		10:08	1-2	0-0	2-2	1-0-1	1	3	1	0	5	4
NORFOLK STATE		13:46	3-4	1-1	0-0	1-4-5	1	1	2	0	1	7
WASHINGTON STATE		16:16	1-4	1-1	0-0	1-1-2	1	0	0	0	1	3
NORTH ALABAMA		16:51	5-10	0-2	1-1	2-1-3	2	1	0	0	1	11
TENNESSEE		12:25	1-5	0-1	0-0	0-1-1	4	0	1	0	0	2
at Texas A&M												
at Ole Miss												
LSU												
at Vanderbilt												
ALABAMA												
GEORGIA												
SOUTH CAROLINA												
at Arkansas												
at Missouri												
KENTUCKY												
at Alabama												
at LSU												
TEXAS A&M												
MISSISSIPPI STATE												
at Florida												

### CAREER HIGHS

Points	17	vs. South Alabama	11/10/22
Rebounds	8	vs. Sam Houston	11/8/22
Assists	3	vs. Alabama State	12/13/23
Blocks	3	2x; last vs. Little Rock	11/30/22
Steals	5	vs. Alabama State	12/13/23
Field Goals	7	vs. South Alabama	11/10/22
Field Goal Attempts	11	vs. South Alabama	11/10/22
3-Point Field Goals	1	3x; last vs. Washington St.	12/20/23
3-Point FG Attempts	3	vs. Indiana	11/25/22
Free Throws	3	2x; last vs. South Alabama	11/10/22
Free Throw Attempts	4	3x; last vs. Arkansas	2/5/23

### DUHON'S CAREER STATISTICS

SEASON	TEAM	GP-GS	MIN/AVG	Field Goals		3-Point		F-Throws		Rebounds				Scoring						
				FG-FGA	FG%	3FG-3FGA	3FG%	FT-FTA	FT%	OFF	DEF	TOT	AVG	PF-FO	A	TO	BLK	STL	PTS	AVG
2022-23	AUB	30-6	415/13.8	46-121	.380	1-10	.100	20-30	.667	27	41	68	2.3	52-0	13	23	14	18	113	3.8
2023-24	AUB	14-0	205/14.6	30-68	.441	2-6	.333	9-16	.563	12	26	38	2.7	22-0	8	13	1	18	71	5.1
<b>TOTAL</b>		<b>44-6</b>	<b>620/14.1</b>	<b>76-189</b>	<b>.402</b>	<b>3-16</b>	<b>.188</b>	<b>29-46</b>	<b>.630</b>	<b>39</b>	<b>67</b>	<b>106</b>	<b>2.4</b>	<b>74-0</b>	<b>21</b>	<b>36</b>	<b>15</b>	<b>36</b>	<b>184</b>	<b>4.2</b>



# Sydney SHAW

# #5

Sophomore • Guard • 5-9  
Miami, Fla. • DME Academy

- Three straight games and 5 out of 6 in double-figures, led by career-high 17 points at UCF and career-high 6 rebounds vs. Clemson
- Scored 10 points in each of last 2 games vs. UL-Lafayette and at Rutgers
- Shared team lead with 4 assists in season opener vs. Jacksonville State (11/6); also had 7 points
- Started 25 of 31 games as a freshman; averaged 7.6 points, 2.6 rebounds, 2.3 assists in 23.8 minutes/game
- Hit 40 3-pointers as a freshman; second-leading 3-point shooter on team (33.9%)
- SEC Freshman of the Week (12/27/22) after 14 points, 4 assists, 4 steals vs. North Florida

**SEASON HIGHS**

Points		
17	at UCF	11/20/23
Rebounds		
6	vs. Clemson	11/30/23
Assists		
4	2x; last vs. Clemson	11/30/23
Blocks		
2	vs. North Alabama	12/31/23
Steals		
2	3x; last at Little Rock	12/10/23
Field Goals		
7	at UCF	11/20/23
Field Goal Attempts		
16	at UCF	11/20/23
3-Point Field Goals		
3	2x; last vs. Clemson	11/30/23
3-Point FG Attempts		
8	at UCF	11/20/23
Free Throws		
5	at Rutgers	11/12/23
Free Throw Attempts		
6	at Rutgers	11/12/23

Opponent	Start	Min.	FG-A	3PT-A	FT-A	O-D-T	PF	Ast.	TO	Blk.	St.	Pts.
JACKSONVILLE STATE	*	21:26	2-7	1-3	2-2	0-0-0	0	4	0	0	2	7
LOUISIANA-LAFAYETTE	*	30:24	3-6	1-4	3-4	0-1-1	0	2	2	1	1	10
at Rutgers	*	27:37	2-8	1-4	5-6	0-3-3	1	0	2	0	1	10
CALIFORNIA	*	19:23	2-9	1-3	0-0	0-3-3	2	0	0	0	0	5
at UCF	*	28:34	7-16	2-8	1-2	0-3-3	1	0	2	0	0	17
ALABAMA A&M	*	28:32	6-13	3-6	0-0	0-2-2	0	1	1	0	2	15
CLEMSON	*	29:20	4-12	3-7	0-0	0-6-6	3	4	0	0	0	11
at UAB	*	12:23	2-5	1-1	3-4	0-4-4	0	0	1	0	0	8
at Little Rock	*	32:51	3-10	2-6	0-0	0-1-1	2	1	1	0	2	8
ALABAMA STATE	*	17:32	0-3	0-3	0-0	0-0-0	0	1	0	0	1	0
NORFOLK STATE	*	24:51	2-5	1-3	0-0	0-3-3	0	0	4	0	1	5
WASHINGTON STATE	*	29:33	2-7	0-2	0-0	1-1-2	2	1	1	0	0	4
NORTH ALABAMA	*	29:31	3-6	2-2	3-3	1-2-3	0	1	1	2	0	11
TENNESSEE	*	19:43	0-5	0-2	0-0	0-1-1	1	1	1	0	0	0
at Texas A&M												
at Ole Miss												
LSU												
at Vanderbilt												
ALABAMA												
GEORGIA												
SOUTH CAROLINA												
at Arkansas												
at Missouri												
KENTUCKY												
at Alabama												
at LSU												
TEXAS A&M												
MISSISSIPPI STATE												
at Florida												

**CAREER HIGHS**

Points		
17	at UCF	11/20/23
Rebounds		
6	vs. Clemson	11/30/23
Assists		
6	3x; last vs Samford	12/18/22
Blocks		
3	at Clemson [WNIT]	3/20/23
Steals		
4	2x; last vs. North Florida	12/20/22
Field Goals		
7	at UCF	11/20/23
Field Goal Attempts		
16	2x; last at UCF	11/20/23
3-Point Field Goals		
3	5x; last vs. Clemson	11/30/23
3-Point FG Attempts		
8	at UCF	11/20/23
Free Throws		
5	at Rutgers	11/12/23
Free Throw Attempts		
6	at Rutgers	11/12/23

**SHAW'S CAREER STATISTICS**

SEASON	TEAM	GP-GS	MIN/AVG	Field Goals		3-Point		F-Throws		Rebounds				Scoring						
				FG-FGA	FG%	3FG-3FGA	3FG%	FT-FTA	FT%	OFF	DEF	TOT	AVG	PF-FO	A	TO	BLK	STL	PTS	AVG
2022-23	AUB	31-25	737/23.8	90-249	.361	40-118	.339	16-19	.842	7	74	81	2.6	42-1	71	59	14	21	236	7.6
2023-24	AUB	14-14	352/25.1	38-112	.339	18-54	.333	17-21	.810	2	30	32	2.3	12-0	16	16	3	10	111	7.9
<b>TOTAL</b>		<b>45-39</b>	<b>1089/24.2</b>	<b>128-361</b>	<b>.355</b>	<b>58-172</b>	<b>.337</b>	<b>33-40</b>	<b>.825</b>	<b>9</b>	<b>104</b>	<b>113</b>	<b>2.5</b>	<b>54-1</b>	<b>87</b>	<b>75</b>	<b>17</b>	<b>31</b>	<b>347</b>	<b>7.7</b>



# Mar'Shaun BOSTIC

# #12

Junior • Guard • 5-8  
St. Louis, Mo. • Vashon HS

- Season-high 17 points on 7-11 FG vs. Tennessee (1/4)
- Continued mastery of Clemson with a career-high 5 steals and 4 assists in home win Nov. 30
- Career-high 9 rebounds in win over UL-Lafayette (11/9); previous high was 4
- 12 points, 4 assists (tied for team lead), 4 steals (tied career high) in season opener vs. Jacksonville State (11/6)
- Played in all 31 games as a sophomore, starting four; averaged 5.6 points, 1.9 rebounds, 1.6 assists, 1.3 steals
- Led Auburn in FG% at 45.4% in 2022-23
- Huge game in WNIT second round at Clemson with career-high 23 points along with 4 steals, 2 assists (3/20/23)
- Played in 27 games as a freshman
- Fastest player on team, one of the fastest in the SEC

### SEASON HIGHS

Points		
17	vs. Tennessee	1/4/24
Rebounds		
9	vs. UL-Lafayette	11/9/23
Assists		
4	3x; last vs. Alabama State	12/13/23
Blocks		
1	3x; last vs. Alabama A&M	11/26/23
Steals		
5	vs. Clemson	11/30/23
Field Goals		
7	vs. Tennessee	1/4/24
Field Goal Attempts		
11	vs. Tennessee	1/4/24
3-Point Field Goals		
3-Point FG Attempts		
1	3x; last vs. Clemson	11/30/23
Free Throws		
4	vs. Jacksonville State	11/6/23
Free Throw Attempts		
6	vs. Jacksonville State	11/6/23

Opponent	Start	Min.	FG-A	3PT-A	FT-A	O-D-T	PF	Ast.	TO	Blk.	St.	Pts.
JACKSONVILLE STATE	*	27:50	4-7	0-0	4-6	0-3-3	3	4	2	1	4	12
LOUISIANA-LAFAYETTE	*	29:37	2-6	0-0	2-2	2-7-9	4	3	4	0	1	6
at Rutgers	*	26:30	4-7	0-0	1-1	0-1-1	3	3	4	1	2	9
CALIFORNIA	*	19:23	2-9	0-1	0-0	0-3-3	2	0	0	0	0	5
at UCF	*	13:32	0-3	0-1	2-2	0-1-1	1	1	1	0	0	2
ALABAMA A&M	*	18:57	2-3	0-0	1-2	1-3-4	1	2	3	1	4	5
CLEMSON	*	26:14	3-7	0-0	1-5	0-1-1	4	4	3	0	5	7
at UAB	*	25:50	5-9	0-0	2-3	0-4-4	1	2	0	0	4	12
at Little Rock		10:29	1-1	0-0	0-2	0-1-1	1	1	1	0	0	2
ALABAMA STATE		17:55	1-1	0-0	2-4	0-1-1	2	4	3	0	1	4
NORFOLK STATE		14:22	2-5	0-0	0-0	0-4-4	2	1	4	0	2	4
WASHINGTON STATE		11:51	3-3	0-0	2-3	0-0-0	1	0	1	0	0	8
NORTH ALABAMA						--DNP--						
TENNESSEE		17:27	7-11	0-0	3-5	1-0-1	4	1	0	0	1	17
at Texas A&M												
at Ole Miss												
LSU												
at Vanderbilt												
ALABAMA												
GEORGIA												
SOUTH CAROLINA												
at Arkansas												
at Missouri												
KENTUCKY												
at Alabama												
at LSU												
TEXAS A&M												
MISSISSIPPI STATE												
at Florida												

### CAREER HIGHS

Points		
23	at Clemson [WNIT]	3/20/23
Rebounds		
9	vs. UL-Lafayette	11/9/23
Assists		
4	10x; last vs. Alabama State	12/13/23
Blocks		
3	at Mississippi State	1/19/23
Steals		
5	vs. Clemson	11/30/23
Field Goals		
11	at Clemson [WNIT]	3/20/23
Field Goal Attempts		
18	at Clemson [WNIT]	3/20/23
3-Point Field Goals		
1	vs. Samford	12/18/22
3-Point FG Attempts		
1	3x; last vs. California	11/17/23
Free Throws		
5	at Ole Miss	12/29/22
Free Throw Attempts		
9	at Ole Miss	12/29/22

### BOSTIC'S CAREER STATISTICS

SEASON	TEAM	GP-GS	MIN/AVG	Field Goals		3-Point		F-Throws		Rebounds				Scoring						
				FG-FGA	FG%	3FG-3FGA	3FG%	FT-FTA	FT%	OFF	DEF	TOT	AVG	PF-FO	A	TO	BLK	STL	PTS	AVG
2021-22	AUB	27-4	446/16.5	36-87	.414	0-0	.000	17-28	.607	10	40	50	1.9	64-1	60	56	5	40	89	3.3
2022-23	AUB	31-4	504/16.3	64-141	.454	1-2	.500	46-73	.630	18	41	59	1.9	73-1	50	50	9	40	175	5.6
2023-24	AUB	13-8	258/19.8	36-73	.493	0-2	.000	22-37	.595	5	27	32	2.5	28-0	28	28	3	25	94	7.2
<b>TOTAL</b>		<b>71-16</b>	<b>1208/17.0</b>	<b>136-301</b>	<b>.452</b>	<b>1-4</b>	<b>.250</b>	<b>85-138</b>	<b>.616</b>	<b>33</b>	<b>108</b>	<b>141</b>	<b>2.0</b>	<b>165-2</b>	<b>138</b>	<b>134</b>	<b>17</b>	<b>105</b>	<b>358</b>	<b>5.0</b>



# Taylen COLLINS

# #14

Senior • Forward • 6-1  
 Muldrow, Okla. • Muldrow HS • Oklahoma State

- Scored season-high 17 points vs. Alabama State (12/13)
- First Auburn double-double, 12th of career, vs. Alabama A&M with 10 points, 10 rebounds (11/26)
- Had 9 points and 14 rebounds - all points and 8 rebounds coming in 2nd half - in win over UL-Lafayette (11/9)
- 5 points, 3 rebounds, 2 steals in Auburn debut vs. Jacksonville State (11/6)
- Led Auburn with 15 points in exhibition win over West Georgia (10/30)
- Three-year starter at Oklahoma State, transferred to Auburn in summer 2023 - started 86 of 90 games in three years at OSU
- Fourth-leading rebounder in Big 12 in 2023; averaged 9.5 points, 9.1 rebounds, 1.2 steals; had nine double-doubles
- Tied OSU record with 23 rebounds in win over North Texas (12/3/22)
- Big 12 All-Freshman Team in 2020-21

**SEASON HIGHS**

Points		
17	vs. Alabama State	12/13/23
Rebounds		
14	vs. UL-Lafayette	11/9/23
Assists		
3	3x; last vs. North Alabama	12/31/23
Blocks		
2	3x; last at UAB	12/3/23
Steals		
4	2x; last vs. Norfolk State	12/16/23
Field Goals		
7	vs. Alabama State	12/13/23
Field Goal Attempts		
13	vs. Alabama State	12/13/23
3-Point Field Goals		
3-Point FG Attempts		
Free Throws		
4	2x; last vs. Norfolk State	12/16/23
Free Throw Attempts		
5	2x; last vs. Norfolk State	12/16/23

Opponent	Start	Min.	FG-A	3PT-A	FT-A	O-D-T	PF	Ast.	TO	Blk.	St.	Pts.
JACKSONVILLE STATE	*	28:45	2-7	0-0	1-2	1-2-3	1	1	2	1	2	5
LOUISIANA-LAFAYETTE	*	32:36	4-10	0-0	1-1	8-6-14	2	3	3	0	2	9
at Rutgers	*	10:44	3-3	0-0	1-1	1-2-3	4	1	0	0	1	7
CALIFORNIA	*	28:09	3-10	0-0	0-2	4-3-7	1	0	4	0	1	6
at UCF	*	32:57	4-9	0-0	3-4	4-4-8	1	0	4	1	0	11
ALABAMA A&M	*	24:32	3-8	0-0	4-5	1-9-10	0	1	4	2	1	10
CLEMSON	*	26:16	2-2	0-0	2-4	3-2-5	3	0	1	2	2	6
at UAB	*	35:05	3-7	0-0	2-4	3-5-8	2	3	3	2	1	8
at Little Rock	*	33:15	2-5	0-0	2-4	4-4-8	3	0	4	0	0	6
ALABAMA STATE	*	18:41	7-13	0-0	3-3	3-1-4	1	0	1	0	4	17
NORFOLK STATE	*	19:34	3-6	0-0	4-5	2-3-5	2	1	1	0	4	10
WASHINGTON STATE	*	30:14	5-10	0-0	0-0	0-6-6	1	2	0	0	3	10
NORTH ALABAMA	*	23:00	3-5	0-0	0-0	1-2-3	3	3	1	1	0	6
TENNESSEE	*	34:55	3-11	0-0	2-2	2-4-6	1	0	1	0	0	8
at Texas A&M												
at Ole Miss												
LSU												
at Vanderbilt												
ALABAMA												
GEORGIA												
SOUTH CAROLINA												
at Arkansas												
at Missouri												
KENTUCKY												
at Alabama												
at LSU												
TEXAS A&M												
MISSISSIPPI STATE												
at Florida												

**CAREER HIGHS**

Points		
21	vs. Iowa State	1/15/22
Rebounds		
23	vs. North Texas	12/3/22
Assists		
7	at West Virginia	1/16/21
Blocks		
3	3x; last vs. NW State	11/11/22
Steals		
6	vs. Baylor	2/23/22
Field Goals		
9	vs. TCU	2/4/23
Field Goal Attempts		
17	vs. Texas Tech	3/10/22
3-Point Field Goals		
3-Point FG Attempts		
Free Throws		
8	vs. Kansas State	1/25/23
Free Throw Attempts		
9	vs. Kansas State	1/25/23

**COLLINS' CAREER STATISTICS**

SEASON	TEAM	GP-GS	MIN/AVG	Field Goals		3-Point		F-Throws		Rebounds				Scoring						
				FG-FGA	FG%	3FG-3FGA	3FG%	FT-FTA	FT%	OFF	DEF	TOT	AVG	PF-FO	A	TO	BLK	STL	PTS	AVG
2020-21	OSU	28-25	787/28.1	79-142	.556	0-0	.000	27-48	.563	55	85	140	5.0	66-0	58	55	19	53	185	6.6
2021-22	OSU	29-28	834/28.8	108-244	.443	0-0	.000	37-75	.493	67	134	201	6.9	82-1	31	66	26	33	253	8.7
2022-23	OSU	33-33	909/27.6	134-217	.618	0-0	.000	46-78	.590	85	215	300	9.1	85-2	24	42	24	39	314	9.5
2023-24	AUB	14-14	379/27.1	47-106	.443	0-0	.000	25-37	.676	37	53	90	6.4	25-0	15	29	9	21	119	8.5
<b>TOTAL FOR AUB</b>		<b>14-14</b>	<b>379/27.1</b>	<b>47-106</b>	<b>.443</b>	<b>0-0</b>	<b>.000</b>	<b>25-37</b>	<b>.676</b>	<b>37</b>	<b>53</b>	<b>90</b>	<b>6.4</b>	<b>25-0</b>	<b>15</b>	<b>29</b>	<b>9</b>	<b>21</b>	<b>119</b>	<b>8.5</b>
<b>TOTAL</b>		<b>104-100</b>	<b>2910/28.0</b>	<b>368-709</b>	<b>.519</b>	<b>0-0</b>	<b>.000</b>	<b>135-238</b>	<b>.567</b>	<b>244</b>	<b>487</b>	<b>731</b>	<b>7.0</b>	<b>258-3</b>	<b>128</b>	<b>192</b>	<b>78</b>	<b>146</b>	<b>871</b>	<b>8.4</b>



# Kionna GAINES

Junior • Guard • 5-9  
Columbus, Ga. • Carver HS • Clemson

# #15

- Had 2 rebounds in Auburn debut vs. Jacksonville State (11/6)
- Transferred from Clemson following 2022-23 season
- Appeared in all 35 games for Clemson last season; averaged 2.4 points, 1.7 rebounds
- Career-high 18 points twice as a freshman vs. Georgia Tech & Wake Forest
- Two-time state champion at Carver HS in Columbus, Ga.

## SEASON HIGHS

Points

Rebounds  
2 vs. Jacksonville State 11/6/23

Assists

Blocks

Steals  
1 vs. Alabama A&M 11/26/23

Field Goals

Field Goal Attempts  
3 vs. Alabama A&M 11/26/23

3-Point Field Goals

3-Point FG Attempts

Free Throws

Free Throw Attempts

Opponent	Start	Min.	FG-A	3PT-A	FT-A	O-D-T	PF	Ast.	TO	Blk.	St.	Pts.
JACKSONVILLE STATE		3:07	0-1	0-0	0-0	1-1-2	0	0	0	0	0	0
LOUISIANA-LAFAYETTE						--DNP--						
at Rutgers						--DNP--						
CALIFORNIA						--DNP--						
at UCF		1:47	0-0	0-0	0-0	0-0-0	0	0	0	0	0	0
ALABAMA A&M		4:09	0-3	0-0	0-0	0-0-0	0	0	0	0	1	0
CLEMSON						--DNP--						
at UAB						--DNP--						
at Little Rock						--DNP--						
ALABAMA STATE		4:33	0-1	0-0	0-0	0-1-1	0	0	0	0	0	0
NORFOLK STATE		4:37	0-1	0-0	0-0	0-0-0	0	0	1	0	0	0
WASHINGTON STATE						--DNP--						
NORTH ALABAMA						--DNP--						
TENNESSEE						--DNP--						
at Texas A&M												
at Ole Miss												
LSU												
at Vanderbilt												
ALABAMA												
GEORGIA												
SOUTH CAROLINA												
at Arkansas												
at Missouri												
KENTUCKY												
at Alabama												
at LSU												
TEXAS A&M												
MISSISSIPPI STATE												
at Florida												

## CAREER HIGHS

Points

18 2x; last vs. Wake Forest 2/10/22

Rebounds

5 4x; last vs. Virginia 2/23/23

Assists

2 5x; last vs. North Carolina 1/29/23

Blocks

1 2x; last vs. Virginia Tech 3/3/22

Steals

2 4x; last vs. Radford 2/20/22

Field Goals

7 2x; last vs. Wake Forest 2/10/22

Field Goal Attempts

12 vs. Wake Forest 2/10/22

3-Point Field Goals

1 6x; last vs. South Carolina 11/17/22

3-Point FG Attempts

2 6x; last vs. Virginia 2/23/23

Free Throws

5 2x; last vs. Virginia Tech 3/3/22

Free Throw Attempts

9 at Georgia Tech 2/13/22

## GAINES' CAREER STATISTICS

SEASON	TEAM	GP-GS	MIN/AVG	Field Goals		3-Point		F-Throws		Rebounds				Scoring						
				FG-FGA	FG%	3FG-3FGA	3FG%	FT-FTA	FT%	OFF	DEF	TOT	AVG	PF	FO	A	TO	BLK	STL	PTS
2021-22	CU	27-1	295/10.9	35-111	.315	3-11	.273	27-49	.551	18	33	51	1.9	12-0	7	23	2	6	100	3.7
2022-23	CU	35-1	324/9.2	32-108	.296	3-18	.167	17-39	.436	15	46	61	1.7	10-0	17	30	0	11	84	2.4
2023-24	AUB	5-0	18/3.6	0-6	.000	0-0	.000	0-0	.000	1	2	3	0.6	0-0	0	1	0	1	0	0.0
<b>TOTAL FOR AUB</b>		<b>5-0</b>	<b>18/3.6</b>	<b>0-6</b>	<b>.000</b>	<b>0-0</b>	<b>.000</b>	<b>0-0</b>	<b>.000</b>	<b>1</b>	<b>2</b>	<b>3</b>	<b>0.6</b>	<b>0-0</b>	<b>0</b>	<b>1</b>	<b>0</b>	<b>1</b>	<b>0</b>	<b>0.0</b>
<b>TOTAL</b>		<b>67-2</b>	<b>637/9.5</b>	<b>67-225</b>	<b>.298</b>	<b>6-29</b>	<b>.207</b>	<b>44-88</b>	<b>.500</b>	<b>34</b>	<b>81</b>	<b>115</b>	<b>1.7</b>	<b>22-0</b>	<b>24</b>	<b>54</b>	<b>2</b>	<b>18</b>	<b>184</b>	<b>2.7</b>



# Oyindamola AKINBOLAWA

# #20

Sophomore • Center • 6-5  
Lagos, Nigeria

- Career-high 7 points, 3 assists in win over Washington State (12/20)
- Matched then-career highs with 6 points, 2 steals in win over Alabama State (12/13)
- 4 points, 4 rebounds in season opener vs. Jacksonville State (11/6)
- Played in 15 games as a freshman, averaging 1.1 points, 1.3 rebounds in limited minutes
- Career-best 27 minutes vs. South Carolina (2/9/23), scored 6 points with 7 rebounds, both career-highs
- Arrived in the U.S. on December 14, 2022; was cleared to practice and play later that week, dressed for first time vs. North Florida
- Fourth Auburn women's basketball player from Africa, first from Nigeria

**SEASON HIGHS**

Points		
7	vs. Washington St.	12/20/23
Rebounds		
5	2x; last vs. Tennessee	1/4/24
Assists		
3	vs. Washington St.	12/20/23
Blocks		
1	at UCF	11/20/23
Steals		
2	vs. Alabama State	12/13/23
Field Goals		
3	2x; last vs. Washington St.	12/20/23
Field Goal Attempts		
7	vs. Washington St.	12/20/23
3-Point Field Goals		
3-Point FG Attempts		
Free Throws		
1	vs. Washington St.	12/20/23
Free Throw Attempts		
2	3x; last vs. Washington St.	12/20/23

Opponent	Start	Min.	FG-A	3PT-A	FT-A	O-D-T	PF	Ast.	TO	Blk.	St.	Pts.
JACKSONVILLE STATE		9:12	2-3	0-0	0-0	1-3-4	2	0	0	0	0	4
LOUISIANA-LAFAYETTE		3:54	0-0	0-0	0-2	0-0-0	1	0	0	0	0	0
at Rutgers		4:31	1-2	0-0	0-0	0-0-0	0	0	0	0	1	2
CALIFORNIA		4:55	0-0	0-0	0-0	1-0-1	3	0	0	0	1	0
at UCF		18:18	1-2	0-0	0-2	1-4-5	1	0	0	1	1	2
ALABAMA A&M		4:58	0-1	0-0	0-0	1-0-1	2	0	2	0	0	0
CLEMSON		6:27	0-0	0-0	0-0	0-0-0	3	0	1	0	0	0
at UAB		7:01	1-1	0-0	0-0	0-0-0	1	0	0	0	1	2
at Little Rock		13:03	2-2	0-0	0-0	1-0-1	2	0	1	0	1	4
ALABAMA STATE		9:26	3-4	0-0	0-0	2-1-3	1	0	2	0	2	6
NORFOLK STATE		9:46	0-3	0-0	0-0	1-1-2	1	0	2	0	1	0
WASHINGTON STATE		16:44	3-7	0-0	1-2	0-1-1	1	3	1	0	1	7
NORTH ALABAMA		8:33	1-3	0-0	0-0	1-2-3	0	0	0	0	0	2
TENNESSEE		11:32	1-5	0-0	0-0	3-2-5	1	1	0	0	0	2
at Texas A&M												
at Ole Miss												
LSU												
at Vanderbilt												
ALABAMA												
GEORGIA												
SOUTH CAROLINA												
at Arkansas												
at Missouri												
KENTUCKY												
at Alabama												
at LSU												
TEXAS A&M												
MISSISSIPPI STATE												
at Florida												

**CAREER HIGHS**

Points		
7	vs. Washington St.	12/20/23
Rebounds		
7	vs. South Carolina	2/9/23
Assists		
3	vs. Washington St.	12/20/23
Blocks		
2	at LSU	1/15/23
Steals		
2	vs. Alabama State	12/13/23
Field Goals		
3	3x; last vs. Washington St.	12/20/23
Field Goal Attempts		
7	vs. Washington St.	12/20/23
3-Point Field Goals		
3-Point FG Attempts		
Free Throws		
1	2x; last vs. Washington St.	12/20/23
Free Throw Attempts		
4	vs. Vanderbilt	2/26/23

**AKINBOLAWA'S CAREER STATISTICS**

		Field Goals		3-Point		F-Throws		Rebounds				Scoring								
SEASON	TEAM	GP-GS	MIN/AVG	FG-FGA	FG%	3FG-3FGA	3FG%	FT-FTA	FT%	OFF	DEF	TOT	AVG	PF-FO	A	TO	BLK	STL	PTS	AVG
2022-23	AUB	15-0	119/8.0	7-14	.500	0-0	.000	2-8	.250	10	10	20	1.3	20-0	0	17	3	3	16	1.1
2023-24	AUB	14-0	128/9.2	15-33	.455	0-0	.000	1-6	.167	12	14	26	1.9	19-0	4	9	1	9	31	2.2
<b>TOTAL</b>		<b>29-0</b>	<b>248/8.5</b>	<b>22-47</b>	<b>.468</b>	<b>0-0</b>	<b>.000</b>	<b>3-14</b>	<b>.214</b>	<b>22</b>	<b>24</b>	<b>46</b>	<b>1.6</b>	<b>39-0</b>	<b>4</b>	<b>26</b>	<b>4</b>	<b>12</b>	<b>47</b>	<b>1.6</b>





# Audia YOUNG

# #21

Redshirt Freshman • Guard • 5-9

Tallahassee, Fla. • Florida State University HS

- Scored first collegiate points vs. Alabama A&M; finished with 4 points, 1 rebound (11/26)
- Made Auburn debut vs. Jacksonville State (11/6)
- Missed 2022-23 season after suffering torn Achilles in preseason practice
- Averaged 16.2 points, 3.1 rebounds, 2.7 assists, 1.9 steals per game as high school senior
- Daughter of former Auburn All-American Carolyn Jones-Young and Missouri men's basketball assistant coach CY Young
- Wears her mother's No. 21, which was retired by Auburn following Jones' storied career

#### SEASON/CAREER HIGHS

##### Points

4 2x; last vs. Alabama State 12/13/23

##### Rebounds

4 vs. Alabama State 12/13/23

##### Assists

1 2x; last vs. North Alabama 12/31/23

##### Blocks

##### Steals

2 vs. Alabama State 12/13/23

##### Field Goals

2 2x; last vs. Alabama State 12/13/23

##### Field Goal Attempts

4 vs. Alabama State 12/13/23

##### 3-Point Field Goals

##### 3-Point FG Attempts

1 2x; last vs. Alabama State 12/13/23

##### Free Throws

##### Free Throw Attempts

Opponent	Start	Min.	FG-A	3PT-A	FT-A	0-D-T	PF	Ast.	TO	Blk.	St.	Pts.
JACKSONVILLE STATE		1:58	0-1	0-1	0-0	0-0-0	1	0	0	0	0	0
LOUISIANA-LAFAYETTE						--DNP--						
at Rutgers						--DNP--						
CALIFORNIA						--DNP--						
at UCF						--DNP--						
ALABAMA A&M		11:42	2-3	0-0	0-0	1-0-1	1	0	0	0	0	4
CLEMSON		4:26	1-1	0-0	0-0	0-1-1	0	0	0	0	0	2
at UAB						--DNP--						
at Little Rock						--DNP--						
ALABAMA STATE		11:11	2-4	0-1	0-0	3-1-4	1	0	2	0	2	4
NORFOLK STATE		4:37	1-2	0-1	0-0	0-2-2	0	1	0	0	0	2
WASHINGTON STATE						--DNP--						
NORTH ALABAMA		2:38	1-2	0-0	0-0	0-0-0	0	1	0	0	0	2
TENNESSEE						--DNP--						
at Texas A&M												
at Ole Miss												
LSU												
at Vanderbilt												
ALABAMA												
GEORGIA												
SOUTH CAROLINA												
at Arkansas												
at Missouri												
KENTUCKY												
at Alabama												
at LSU												
TEXAS A&M												
MISSISSIPPI STATE												
at Florida												

#### YOUNG'S CAREER STATISTICS

		Field Goals		3-Point		F-Throws		Rebounds				Scoring									
SEASON	TEAM	GP-GS	MIN/AVG	FG-FGA	FG%	3FG-3FGA	3FG%	FT-FTA	FT%	OFF	DEF	TOT	AVG	PF	FO	A	TO	BLK	STL	PTS	AVG
2023-24	AUB	6-0	37/6.1	7-13	.538	0-3	.000	0-0	.000	4	4	8	1.3	3-0	2	2	0	2	14	2.3	
<b>TOTAL</b>		<b>6-0</b>	<b>37/6.1</b>	<b>7-13</b>	<b>.538</b>	<b>0-3</b>	<b>.000</b>	<b>0-0</b>	<b>.000</b>	<b>4</b>	<b>4</b>	<b>8</b>	<b>1.3</b>	<b>3-0</b>	<b>2</b>	<b>2</b>	<b>0</b>	<b>2</b>	<b>14</b>	<b>2.3</b>	



# Honesty SCOTT-GRAYSON

# #23

Graduate Student • Guard • 5-8  
Brick, N.J. • Riverdale Baptist HS (Md.) • Baylor

- Season-high 24 points with 5 rebounds, 3 assists in just 19 minutes vs. Alabama State (12/13)
- Then-season best 22 points along with 4 assists in win at UAB (12/3)
- Had then-season highs in points (18), steals (5) and assists (5) in win over Clemson (11/30)
- 18 points, led AU with 4 assists in homecoming game at Rutgers (11/12)
- Played in 28 games as a redshirt senior, starting 27 - Auburn's leading returning scorer with 12.7 points, 3.6 rebounds, 2.3 assists, 2.3 steals
- Auburn's top 3-point shooter in 2022-23 making 45-of-122 (36.9%); finished 3rd in SEC in steals
- Career-high 31 points vs. North Carolina A&T (12/15/22)
- Graduated from Auburn in December 2022 with degree in psychology; currently in graduate school

**SEASON HIGHS**

Points	24	vs. Alabama State	12/13/23
Rebounds	9	vs. California	11/17/23
Assists	5	vs. Clemson	11/30/23
Blocks	1	vs. California	11/17/23
Steals	5	vs. Clemson	11/30/23
Field Goals	10	vs. Alabama State	12/13/23
Field Goal Attempts	19	at Rutgers	11/12/23
3-Point Field Goals	3	vs. UL-Lafayette	11/9/23
3-Point FG Attempts	11	vs. UL-Lafayette	11/9/23
Free Throws	6	at Rutgers	11/12/23
Free Throw Attempts	8	vs. Clemson	11/30/23

Opponent	Start	Min.	FG-A	3PT-A	FT-A	O-D-T	PF	Ast.	TO	Blk.	St.	Pts.
JACKSONVILLE STATE	*	27:21	5-10	1-2	3-4	1-5-6	3	3	6	0	1	14
LOUISIANA-LAFAYETTE	*	34:57	5-18	3-11	2-2	0-8-8	3	2	3	0	2	15
at Rutgers	*	35:00	6-19	0-3	6-7	0-3-3	4	4	4	0	1	18
CALIFORNIA		28:20	6-16	1-4	5-7	2-7-9	3	2	1	1	1	18
at UCF	*	14:32	2-6	0-2	0-0	0-0-0	4	0	1	0	0	4
ALABAMA A&M						--DNP--						
CLEMSON	*	27:22	6-14	1-5	5-8	0-4-4	1	5	3	0	5	18
at UAB	*	30:08	9-16	1-1	3-4	0-1-1	2	4	2	0	1	22
at Little Rock	*	34:30	5-14	1-3	1-2	0-1-1	2	2	4	0	2	12
ALABAMA STATE	*	19:31	10-16	2-3	2-2	2-3-5	1	3	0	0	0	24
NORFOLK STATE	*	23:45	4-13	0-5	4-5	1-3-4	2	0	3	0	1	12
WASHINGTON STATE	*	34:43	5-11	2-5	5-6	0-5-5	3	1	3	0	3	17
NORTH ALABAMA	*	31:44	4-10	1-2	2-3	1-2-3	1	4	3	0	1	11
TENNESSEE	*	21:36	6-15	0-3	4-5	3-2-5	2	1	1	0	1	16
at Texas A&M												
at Ole Miss												
LSU												
at Vanderbilt												
ALABAMA												
GEORGIA												
SOUTH CAROLINA												
at Arkansas												
at Missouri												
KENTUCKY												
at Alabama												
at LSU												
TEXAS A&M												
MISSISSIPPI STATE												
at Florida												

**CAREER HIGHS (incl. 18-19 at Baylor)**

Points	31	vs. N.C. A&T	12/15/22
Rebounds	14	vs. Florida	2/14/22
Assists	6	2x; last vs. Vanderbilt	2/26/23
Blocks	4	at Alabama	1/2/22
Steals	5	8x; last vs. Clemson	11/30/23
Field Goals	10	4x; last vs. Alabama State	12/13/23
Field Goal Attempts	20	vs. Florida	2/14/22
3-Point Field Goals	4	5x; last vs. N.C. A&T	12/15/22
3-Point FG Attempts	11	3x; last vs. UL-Lafayette	11/9/23
Free Throws	8	at Arkansas	1/31/21
Free Throw Attempts	9	3x; last vs. N.C. A&T	12/15/22

**SCOTT-GRAYSON'S CAREER STATISTICS**

SEASON	TEAM	GP-GS	MIN/AVG	Field Goals		3-Point		F-Throws		Rebounds				Scoring						
				FG-FGA	FG%	3FG-3FGA	3FG%	FT-FTA	FT%	OFF	DEF	TOT	AVG	PF-FO	A	TO	BLK	STL	PTS	AVG
2018-19	Baylor	29-0	193/6.7	25-51	.490	5-11	.455	19-26	.731	10	15	25	0.9	26-1	24	24	3	9	74	2.6
2020-21	AUB	24-24	680/28.4	129-318	.406	22-73	.301	67-88	.761	21	78	99	4.1	58-0	41	47	5	50	347	14.5
2021-22	AUB	28-27	870/31.1	135-342	.395	19-74	.257	74-110	.673	34	125	159	5.7	76-3	53	68	10	37	363	13.0
2022-23	AUB	28-27	801/28.6	125-314	.398	45-122	.369	60-86	.698	18	84	102	3.6	76-2	63	64	14	65	355	12.7
2023-24	AUB	13-12	363/28.0	73-178	.410	13-49	.265	42-55	.764	10	44	54	4.2	31-0	31	34	1	19	201	15.5
<b>TOTAL FOR AUB</b>		<b>93-90</b>	<b>2714/29.2</b>	<b>462-1152</b>	<b>.401</b>	<b>99-318</b>	<b>.311</b>	<b>243-339</b>	<b>.717</b>	<b>83</b>	<b>331</b>	<b>414</b>	<b>4.5</b>	<b>241-5</b>	<b>188</b>	<b>213</b>	<b>30</b>	<b>171</b>	<b>1266</b>	<b>13.6</b>
<b>TOTAL</b>		<b>122-90</b>	<b>2908/23.8</b>	<b>487-1203</b>	<b>.405</b>	<b>104-329</b>	<b>.316</b>	<b>262-365</b>	<b>.718</b>	<b>93</b>	<b>346</b>	<b>439</b>	<b>3.6</b>	<b>267-6</b>	<b>212</b>	<b>237</b>	<b>33</b>	<b>180</b>	<b>1340</b>	<b>11.0</b>



# Carsen McFADDEN

# #24

Senior • Guard • 5-7  
Fairview, Texas • Lovejoy HS

- Played 10 minutes vs. Alabama State; scored 3 points with career-best 2 steals (12/13)
- Hit 3-pointer in closing seconds vs. Jacksonville State (11/6)
- Played in 16 games as a junior
- Scored career-high 4 points in wins over UL-Lafayette (12/11/22) and Samford (12/18/22)
- Made first postseason appearance with 2 points in WNIT win over Tulane (3/17)
- Has appeared in 30 games over three seasons
- Three-time SEC Academic Honor Roll selection
- Has a twin sister, Claire, who also attends Auburn

**SEASON HIGHS**

Points	3	2x; last vs. Alabama State	12/13/23
Rebounds	1	2x; last vs. Norfolk State	12/16/23
Assists			
Blocks			
Steals	2	vs. Alabama State	12/13/23
Field Goals	1	2x; last vs. Alabama State	12/13/23
Field Goal Attempts	5	vs. Alabama State	12/13/23
3-Point Field Goals	1	vs. Jacksonville State	11/6/23
3-Point FG Attempts	2	vs. Clemson	11/30/23
Free Throws	1	vs. Alabama State	12/13/23
Free Throw Attempts	1	vs. Alabama State	12/13/23

Opponent	Start	Min.	FG-A	3PT-A	FT-A	O-D-T	PF	Ast.	TO	Blk.	St.	Pts.
JACKSONVILLE STATE		1:58	1-1	1-1	0-0	0-0-0	0	0	0	0	0	3
LOUISIANA-LAFAYETTE						--DNP--						
at Rutgers						--DNP--						
CALIFORNIA						--DNP--						
at UCF						--DNP--						
ALABAMA A&M		5:02	0-0	0-0	0-0	0-0-0	0	0	0	0	0	0
CLEMSON		3:17	0-2	0-2	0-0	0-0-0	1	0	0	0	0	0
at UAB						--DNP--						
at Little Rock						--DNP--						
ALABAMA STATE		10:00	1-5	0-0	1-1	1-0-1	0	0	0	0	2	3
NORFOLK STATE		4:37	0-0	0-0	0-0	0-1-1	0	0	0	0	0	0
WASHINGTON STATE						--DNP--						
NORTH ALABAMA		2:38	0-1	0-1	0-0	0-0-0	0	0	0	0	0	0
TENNESSEE						--DNP--						
at Texas A&M												
at Ole Miss												
LSU												
at Vanderbilt												
ALABAMA												
GEORGIA												
SOUTH CAROLINA												
at Arkansas												
at Missouri												
KENTUCKY												
at Alabama												
at LSU												
TEXAS A&M												
MISSISSIPPI STATE												
at Florida												

**CAREER HIGHS**

Points	4	2x; last vs Samford	12/18/22
Rebounds	3	vs. UCF	12/3/22
Assists	3	vs. South Alabama	12/13/20
Blocks			
Steals	2	2x; last vs. Alabama State	12/13/23
Field Goals	2	vs Samford	12/18/22
Field Goal Attempts	5	vs. UCF	12/3/22
3-Point Field Goals	1	2x; last vs. Jacksonville State	11/6/23
3-Point FG Attempts	2	2x; last vs. Clemson	11/30/23
Free Throws	2	vs. UL-Lafayette	12/11/22
Free Throw Attempts	3	vs. UL-Lafayette	12/11/22

**McFADDEN'S CAREER STATISTICS**

SEASON	TEAM	GP-GS	MIN/AVG	Field Goals		3-Point		F-Throws		Rebounds				Scoring						
				FG-FGA	FG%	3FG-3FGA	3FG%	FT-FTA	FT%	OFF	DEF	TOT	AVG	PF	FO	A	TO	BLK	STL	PTS
2020-21	AUB	6-0	20/3.3	1-3	.333	0-0	.000	1-2	.500	2	1	3	0.5	0-0	4	1	0	1	3	0.5
2021-22	AUB	8-0	29/3.6	1-6	.167	0-1	.000	0-0	.000	0	4	4	0.5	6-0	1	4	0	0	2	0.3
2022-23	AUB	16-0	51/3.2	5-18	.278	1-6	.167	2-3	.667	5	5	10	0.6	6-0	2	2	0	2	13	0.8
2023-24	AUB	6-0	28/4.6	2-9	.222	1-4	.250	1-1	1.000	1	1	2	0.3	1-0	0	0	0	2	6	1.0
<b>TOTAL</b>		<b>36-0</b>	<b>128/3.6</b>	<b>9-36</b>	<b>.250</b>	<b>2-11</b>	<b>.182</b>	<b>4-6</b>	<b>.667</b>	<b>8</b>	<b>11</b>	<b>19</b>	<b>0.5</b>	<b>13-0</b>	<b>7</b>	<b>7</b>	<b>0</b>	<b>5</b>	<b>24</b>	<b>0.7</b>



# Savannah SCOTT

# #30

Freshman • Center • 6-4  
Conway, Ark. • Conway HS

**• SEC Freshman of the Week (11/14)**

- First career double-double with 21 points, 11 rebounds in win at Rutgers (11/12)
- Stellar debut with 13 points (6-7 FG), team-best 8 rebounds in season opener vs. Jacksonville State (11/6)
- Helped lead Conway HS to 2023 Arkansas state title and No. 16 national ranking; had 14 points and 12 rebounds in state championship game
- Ranked as No. 6 player in Arkansas in 2021 Girls Fab40
- Provides much-needed size in the post for Auburn

**SEASON/CAREER HIGHS**

Points	21	at Rutgers	11/12/23
Rebounds	11	at Rutgers	11/12/23
Assists	1	2x; last vs. UL-Lafayette	11/9/23
Blocks	2	at Rutgers	11/12/23
Steals	8	at Rutgers	11/12/23
Field Goals	10	at Rutgers	11/12/23
Field Goal Attempts	12	at Rutgers	11/12/23
3-Point Field Goals			
3-Point FG Attempts			
Free Throws	5	at Rutgers	11/12/23
Free Throw Attempts			

Opponent	Start	Min.	FG-A	3PT-A	FT-A	O-D-T	PF	Ast.	TO	Blk.	St.	Pts.
JACKSONVILLE STATE	*	22:43	6-7	0-0	1-1	3-5-8	2	1	2	1	0	13
LOUISIANA-LAFAYETTE	*	26:35	6-9	0-0	4-4	5-1-6	2	1	1	0	0	16
at Rutgers		32:58	8-10	0-0	5-12	5-6-11	1	0	0	2	0	21
CALIFORNIA	*	34:02	1-3	0-0	0-0	2-2-4	3	0	1	0	0	2
at UCF	*	8:36	0-1	0-0	0-0	0-2-2	2	0	3	1	0	0
ALABAMA A&M	*	18:26	4-4	0-0	0-0	1-2-3	1	1	2	0	0	8
CLEMSON		15:57	0-1	0-0	0-0	1-3-4	1	0	1	0	0	0
at UAB		11:53	1-1	0-0	0-0	1-1-2	0	0	1	0	0	2
at Little Rock		17:04	3-6	0-0	0-0	3-3-6	2	0	1	0	0	6
ALABAMA STATE		12:28	3-3	0-0	2-2	0-3-3	1	0	0	0	0	8
NORFOLK STATE		15:21	1-2	0-0	1-4	0-2-2	1	0	1	0	0	3
WASHINGTON STATE		8:19	0-1	0-0	2-2	2-0-2	0	0	0	0	0	2
NORTH ALABAMA		1:32	0-1	0-0	0-0	1-0-1	0	0	0	0	0	0
TENNESSEE		15:47	2-3	0-0	0-0	1-0-1	0	0	0	0	0	4
at Texas A&M												
at Ole Miss												
LSU												
at Vanderbilt												
ALABAMA												
GEORGIA												
SOUTH CAROLINA												
at Arkansas												
at Missouri												
KENTUCKY												
at Alabama												
at LSU												
TEXAS A&M												
MISSISSIPPI STATE												
at Florida												

**SCOTT'S CAREER STATISTICS**

SEASON	TEAM	GP-GS	MIN/AVG	Field Goals		3-Point		F-Throws		Rebounds				Scoring						
				FG-FGA	FG%	3FG-3FGA	3FG%	FT-FTA	FT%	OFF	DEF	TOT	AVG	PF	FO	A	TO	BLK	STL	PTS
2023-24	AUB	14-6	242/17.3	35-52	.673	0-0	.000	15-25	.600	25	30	55	3.9	16-0	3	13	4	0	85	6.1
<b>TOTAL</b>		<b>14-6</b>	<b>242/17.3</b>	<b>35-52</b>	<b>.673</b>	<b>0-0</b>	<b>.000</b>	<b>15-25</b>	<b>.600</b>	<b>25</b>	<b>30</b>	<b>55</b>	<b>3.9</b>	<b>16-0</b>	<b>3</b>	<b>13</b>	<b>4</b>	<b>0</b>	<b>85</b>	<b>6.1</b>



# Timya THURMAN

# #32

Freshman • Center • 6-5  
Linden, Ala. • Linden HS

- Season-best 4 points along with 1 rebound, 1 block in win over Norfolk State (12/16)
- Scored first collegiate points in win over Alabama A&M, finished with 3 points, 2 rebounds, 1 block, 1 assist (11/26)
- Had 1 rebound in Auburn debut vs. Jacksonville State (11/6)
- Only player on Auburn roster from Alabama
- Named to Alabama-Mississippi All-Star Game in 2023
- Alabama Class 1A Player of the Year in 2022; averaged 25 points and 20 rebounds as a junior at Linden HS
- Three-time first-team all-state selection

**SEASON/CAREER HIGHS**

Points		
4	vs. Norfolk State	12/16/23
Rebounds		
2	vs. Alabama A&M	11/26/23
Assists		
2	vs. Alabama State	12/13/23
Blocks		
1	3x; last vs. Norfolk State	12/16/23
Steals		
1	vs. Alabama State	12/13/23
Field Goals		
1	3x; last vs. North Alabama	12/31/23
Field Goal Attempts		
2	2x; last vs. Alabama State	12/13/23
3-Point Field Goals		
3-Point FG Attempts		
Free Throws		
1	3x; last vs. North Alabama	12/31/23
Free Throw Attempts		
2	2x; last vs. Alabama State	12/13/23

Opponent	Start	Min.	FG-A	3PT-A	FT-A	O-D-T	PF	Ast.	TO	Blk.	St.	Pts.
JACKSONVILLE STATE		1:58	0-0	0-0	0-0	0-1-1	1	0	0	0	0	0
LOUISIANA-LAFAYETTE						--DNP--						
at Rutgers						--DNP--						
CALIFORNIA		1:03	0-0	0-0	0-0	0-0-0	0	0	0	0	0	0
at UCF						--DNP--						
ALABAMA A&M		10:14	1-2	0-0	1-2	2-0-2	0	1	0	1	0	3
CLEMSON		3:48	1-1	0-0	0-0	0-1-1	0	0	0	0	0	2
at UAB						--DNP--						
at Little Rock		4:06	0-1	0-0	0-0	0-0-0	0	0	0	0	0	0
ALABAMA STATE		6:18	0-2	0-0	1-2	1-0-1	0	2	0	1	1	1
NORFOLK STATE		4:37	2-3	0-0	0-0	0-1-1	1	0	1	1	0	4
WASHINGTON STATE						--DNP--						
NORTH ALABAMA		2:38	1-1	0-0	1-1	0-0-0	0	0	0	0	0	3
TENNESSEE						--DNP--						
at Texas A&M												
at Ole Miss												
LSU												
at Vanderbilt												
ALABAMA												
GEORGIA												
SOUTH CAROLINA												
at Arkansas												
at Missouri												
KENTUCKY												
at Alabama												
at LSU												
TEXAS A&M												
MISSISSIPPI STATE												
at Florida												

**THURMAN'S CAREER STATISTICS**

SEASON	TEAM	GP-GS	MIN/AVG	Field Goals		3-Point		F-Throws		Rebounds				Scoring						
				FG-FGA	FG%	3FG-3FGA	3FG%	FT-FTA	FT%	OFF	DEF	TOT	AVG	PF	FO	A	TO	BLK	STL	PTS
2023-24	AUB	8-0	35/4.3	5-10	.500	0-0	.000	3-5	.600	3	3	6	0.8	2-0	3	1	3	1	13	1.6
<b>TOTAL</b>		<b>8-0</b>	<b>35/4.3</b>	<b>5-10</b>	<b>.500</b>	<b>0-0</b>	<b>.000</b>	<b>3-5</b>	<b>.600</b>	<b>3</b>	<b>3</b>	<b>6</b>	<b>0.8</b>	<b>2-0</b>	<b>3</b>	<b>1</b>	<b>3</b>	<b>1</b>	<b>13</b>	<b>1.6</b>

Exhibition | Oct. 30, 2023 | Auburn, Ala. Auburn 77, West Georgia 49

Official Basketball Box Score - Final West Ga. at Auburn. Game Time: 7:00 PM. Game Duration: 1:45. Includes player stats for West Ga. - 49 and team totals.

Official Basketball Box Score - Final Auburn - 77. Game Time: 7:00 PM. Game Duration: 1:45. Includes player stats for Auburn - 77 and team totals.

Summary statistics for Auburn - 77 vs West Georgia 49, including points from, turnovers, and period by period scoring.

Game 1 | Nov. 6, 2022 | Auburn, Ala. Auburn 78, Jacksonville State 49

Official Basketball Box Score - Final Jacksonville St. at Auburn. Game Time: 7:00 PM. Game Duration: 1:57. Attendance: 2,232. Includes player stats for Jacksonville St. - 49 and team totals.

Official Basketball Box Score - Final Auburn - 78. Game Time: 7:00 PM. Game Duration: 1:57. Attendance: 2,232. Includes player stats for Auburn - 78 and team totals.

Summary statistics for Auburn - 78 vs Jacksonville State 49, including points from, turnovers, and period by period scoring.

Exhibition | Nov. 2, 2023 | Auburn, Ala. Auburn 94, Columbus State 65

Official Basketball Box Score - Final Columbus St. at Auburn. Game Time: 7:00 PM. Game Duration: 2:04. Includes player stats for Columbus St. - 65 and team totals.

Official Basketball Box Score - Final Auburn - 94. Game Time: 7:00 PM. Game Duration: 2:04. Includes player stats for Auburn - 94 and team totals.

Summary statistics for Auburn - 94 vs Columbus State 65, including points from, turnovers, and period by period scoring.

Game 2 | Nov. 9, 2023 | Auburn, Ala. Auburn 60, Louisiana-Lafayette 54

Official Basketball Box Score - Final Louisiana at Auburn. Game Time: 7:00 PM. Game Duration: 2:05. Attendance: 2,225. Includes player stats for Louisiana - 54 and team totals.

Official Basketball Box Score - Final Auburn - 60. Game Time: 7:00 PM. Game Duration: 2:05. Attendance: 2,225. Includes player stats for Auburn - 60 and team totals.

Summary statistics for Auburn - 60 vs Louisiana-Lafayette 54, including points from, turnovers, and period by period scoring.

**Game 3 | Nov. 12, 2023 | Piscataway, N.J.**  
**Auburn 76, Rutgers 56**



Official Basketball Box Score - Final  
Auburn at Rutgers  
11/12/23 Jersey Mike's Arena, Piscataway  
2023-24 Women's Basketball

Game Time: 5:00 PM  
Game Duration: 2:12  
Attendance: 1,619

Officials: Felicia Grinter, Gina Cross, Natasha Harris

Auburn - 76		Record: 3-0															
NO.	Name	Min	FG M-A	3P M-A	FT M-A	Rebounds		Fouls		TP	AS	TO	ST	Blocks BS BA	+/-		
						OR	DR	FF	FD								
14	Taylen Collins	F 10:44	3-3	0-0	1-1	1	2	3	4	2	7	1	0	1	0	0	9
30	Savannah Scott	C 32:58	8-10	0-0	5-12	5	6	11	1	7	21	0	0	0	2	0	22
5	Sydney Shaw	G 27:37	2-8	1-4	5-6	0	3	3	1	1	10	0	2	1	0	0	6
12	Mar'shaun Bostic	G 26:30	4-7	0-0	1-1	0	1	1	3	3	9	3	4	2	1	1	9
23	Honesty Scott-Grayson	G 35:00	6-19	0-3	6-7	0	3	3	4	5	18	4	4	1	0	2	20
4	Kaitlyn Duhon	F 17:38	0-2	0-0	0-0	0	2	2	1	2	0	1	1	1	0	0	9
3	McKenna Eddings	23:43	1-4	0-2	2-2	1	2	3	1	2	4	3	0	1	1	0	15
20	Oyindamola Akinbolawa	04:33	1-2	0-0	0-0	0	0	0	0	0	2	0	0	1	0	0	-3
1	Celia Sumbane	18:48	2-3	1-2	0-0	0	2	2	1	2	5	2	1	3	2	0	12
0	Yakiya Milton	02:31	0-0	0-0	0-2	1	1	2	0	1	0	0	0	0	1	0	1
Team						3	4			0							
Totals			27-58	2-11	20-31	9	25	34	16	25	76	14	12	11	7	3	20

**Technical Fouls:** NONE

Rutgers - 56		Record: 2-1																
NO.	Name	Min	FG M-A	3P M-A	FT M-A	Rebounds		Fouls		TP	AS	TO	ST	Blocks BS BA	+/-			
						OR	DR	FF	FD									
1	Destiny Adams	F 29:37	2-7	0-0	0-0	1	7	8	5	0	4	2	6	3	2	1	-24	
4	Antonia Bates	F 15:06	0-1	0-0	0-0	0	1	1	0	0	1	0	0	0	0	0	-12	
54	Chyna Cornwell	F 30:50	3-4	0-0	5-8	6	7	13	4	5	11	0	3	1	1	0	-11	
2	Kaylene Smikle	G 32:18	6-18	3-7	4-4	1	4	5	5	5	19	2	3	4	0	1	-7	
3	Mya Petticord	G 32:19	2-9	1-4	3-5	1	0	1	3	3	6	3	0	0	0	0	2	-27
24	Lisa Thompson	09:24	0-4	0-0	2-2	0	0	0	4	1	2	0	2	0	0	0	1	6
20	Enica Lafayette	05:31	0-1	0-1	0-0	1	0	1	0	0	0	0	0	0	0	0	0	-1
22	Kassondra Brown	22:46	0-2	0-0	1-2	0	3	3	3	1	1	4	1	0	0	2	-13	
0	Jillian Hueter	22:08	4-7	3-6	0-0	0	2	2	0	0	11	1	1	0	0	0	-14	
Team						3	3	6			0							
Totals			17-53	7-19	15-21	13	27	40	26	16	56	9	24	10	3	7	-20	

**Technical Fouls:** Thompson 4<sup>th</sup>:2:04

AU		RU		Points from Turnovers		Period by Period Scoring					
Biggest lead		23 (3 <sup>rd</sup> 7:31)		13 (1 <sup>st</sup> 3:28)		19		21		11	
Best Scoring Run		24 (2 <sup>nd</sup> 0:46)		11 (1 <sup>st</sup> 5:17)		16		26		11	
Lead Changes		2		1		13		15		15	
Times Tied		1		0		18		13		0	
Time with Lead		27:03		11:33		11		14		56	

**Game 4 | Nov. 17, 2023 | Auburn, Ala.**  
**California 67, Auburn 53**



Official Basketball Box Score - Final  
California at Auburn  
11/17/23 Neville Arena, Auburn, Ala.  
2023-24 Women's Basketball

Game Time: 7:00 PM  
Game Duration: 1:54  
Attendance: 2,559

Officials: Pualani Spurlock-Weish, Safi Esfuo, Carla Fountain

California - 67		Record: 4-0																
NO.	Name	Min	FG M-A	3P M-A	FT M-A	Rebounds		Fouls		TP	AS	TO	ST	Blocks BS BA	+/-			
						OR	DR	FF	FD									
0	Ugonne Onyiah	F 34:29	2-6	0-0	2-4	4	15	19	3	4	6	0	0	2	3	0	17	
7	Marta Suárez	F 37:19	9-19	5-9	4-4	2	5	7	3	2	4	0	2	0	1	0	14	
1	Lellani McIntosh	G 39:38	7-16	0-0	5-6	3	5	8	3	8	19	6	3	0	0	0	12	
15	Kemery Martin	G 29:00	2-7	1-3	4-5	0	1	1	0	3	9	0	0	0	0	0	12	
24	McKayla Williams	G 37:07	2-7	0-2	0-0	2	7	9	3	1	4	2	2	1	1	1	17	
12	Ila Lane	05:31	0-0	0-0	0-0	1	1	2	0	1	0	0	0	0	0	0	-3	
21	Mia Mastrov	16:50	1-6	0-4	0-0	0	0	0	0	0	2	0	0	1	2	0	0	1
10	Lulu Laditan-Twidale	00:06	0-0	0-0	0-0	0	0	0	0	0	0	0	0	0	0	0	0	
Team						0	0	0			0							
Totals			23-61	6-18	15-19	12	34	46	14	19	67	8	12	6	4	1	14	

**Technical Fouls:** NONE

Auburn - 53		Record: 3-1															
NO.	Name	Min	FG M-A	3P M-A	FT M-A	Rebounds		Fouls		TP	AS	TO	ST	Blocks BS BA	+/-		
						OR	DR	FF	FD								
3	McKenna Eddings	F 24:43	2-8	1-5	0-0	0	2	2	1	3	5	1	1	1	0	0	-11
14	Taylen Collins	F 28:09	3-10	0-0	0-2	4	3	7	1	3	6	0	4	1	0	0	-16
30	Savannah Scott	C 34:02	1-3	0-0	0-0	2	2	4	3	0	2	0	1	0	0	0	-24
5	Sydney Shaw	G 19:23	2-9	1-3	0-0	0	3	3	2	0	5	0	0	0	0	0	-12
12	Mar'shaun Bostic	G 17:04	2-10	1-1	2-2	1	1	2	1	3	6	2	1	0	3	-5	
1	Celia Sumbane	13:34	1-3	0-1	0-0	0	3	3	0	0	2	0	1	1	0	0	3
2	JaMya Mingo-Young	03:44	0-3	0-1	0-0	0	2	2	3	0	0	0	0	0	0	0	-7
23	Honesty Scott-Grayson	28:20	6-16	1-4	5-7	2	7	9	3	4	18	2	1	1	0	0	8
4	Kaitlyn Duhon	15:05	4-5	0-0	1-2	1	1	2	0	1	9	0	1	1	0	0	-8
20	Oyindamola Akinbolawa	04:55	0-0	0-0	0-0	1	0	1	3	0	0	0	0	1	0	0	8
32	Timya Thurman	01:03	0-0	0-0	0-0	0	0	0	0	0	0	0	0	0	0	0	2
Team						5	1	6			0						
Totals			21-67	3-15	8-13	16	25	41	19	14	53	10	7	1	4	-14	

**Technical Fouls:** NONE

Cal		Auburn		Points from Turnovers		Period by Period Scoring					
Biggest lead		15 (3 <sup>rd</sup> 8:56)		3 (1 <sup>st</sup> 9:20)		13		11		11	
Best Scoring Run		10 (1 <sup>st</sup> 5:21)		4 (1 <sup>st</sup> 1:51)		32		26		11	
Lead Changes		1		0		4		20		15	
Times Tied		0		0		13		4		0	
Time with Lead		36:39		02:41		2		29		53	

**Game 5 | Nov. 20, 2023 | Orlando, Fla.**  
**UCF 60, Auburn 53**



Official Basketball Box Score - Final  
Auburn at UCF  
11/20/23 Addition Financial Arena, Orlando  
2023-24 Women's Basketball

Game Time: 7:00 PM  
Game Duration: 2:06  
Attendance: 1,180

Officials: Maj Forberg, Roy Gubeyan, Brian Garland

Auburn - 53		Record: 3-2															
NO.	Name	Min	FG M-A	3P M-A	FT M-A	Rebounds		Fouls		TP	AS	TO	ST	Blocks BS BA	+/-		
						OR	DR	FF	FD								
14	Taylen Collins	F 32:57	4-9	0-0	3-4	4	4	8	4	1	5	11	0	4	0	0	-3
30	Savannah Scott	C 08:36	0-1	0-0	0-0	2	2	2	2	0	0	0	3	0	1	0	-4
5	Sydney Shaw	G 28:34	7-16	2-8	1-2	0	3	3	1	0	17	0	2	0	0	0	9
12	Mar'shaun Bostic	G 13:32	0-3	0-1	2-2	0	1	1	1	2	2	1	1	0	0	0	4
23	Honesty Scott-Grayson	G 14:32	2-6	0-2	0-0	0	0	0	4	2	4	0	1	0	0	0	-14
3	McKenna Eddings	02:30	0-2	0-1	0-0	1	0	1	0	0	0	0	1	0	0	0	-6
1	Celia Sumbane	21:16	3-5	0-1	0-0	1	0	1	3	0	6	1	2	2	1	0	-9
2	JaMya Mingo-Young	26:27	3-6	0-1	1-2	0	2	2	0	1	7	4	1	0	0	0	-10
4	Kaitlyn Duhon	14:46	1-3	0-1	1-2	1	3	4	1	3	3	1	1	2	0	0	-4
20	Oyindamola Akinbolawa	18:18	1-2	0-0	0-2	1	4	5	1	2	2	0	0	1	1	0	-20
15	Kionna Gaines	01:47	0-0	0-0	0-0	0	0	0	0	0	0	0	0	0	0	0	-3
0	Yakiya Milton	16:45	0-2	0-0	1-2	0	2	2	3	1	1	0	1	1	2	0	16
Team						4	1	5			0						
Totals			21-55	2-15	9-16	12	22	34	17	16	53	7	18	6	6	0	-7

**Technical Fouls:** NONE

UCF - 60		Record: 3-0																
NO.	Name	Min	FG M-A	3P M-A	FT M-A	Rebounds		Fouls		TP	AS	TO	ST	Blocks BS BA	+/-			
						OR	DR	FF	FD									
11	Achol Akot	F 28:00	3-5	0-0	0-0	1	5	6	4	1	6	3	6	1	0	0	13	
24	Jayla Kelly	C 24:53	1-2	0-0	0	0	7	7	4	3	2	0	4	1	0	0	-2	
0	Laila Jewett	G 38:35	7-10	3-4	2-2	0	2	2	1	3	19	3	1	1	0	0	6	
3	Kaitlin Peterson	G 38:43	5-14	2-4	4-5	2	5	7	0	2	16	1	1	1	0	4	8	
10	Mya Burns	G 19:06	4-6	1-3	3-4	0	0	0	0	5	12	1	0	0	0	0	16	
15	Taylor Gibson	15:39	0-3	0-1	0-0	0	0	0	0	0	0	0	0	0	0	0	1	2
21	Timya Ware	24:08	1-5	1-3	2-2	0	0	0	1	2	5	1	5	2	0	0	-6	
35	Khyala Ngodu	05:07	0-1															

Game 7 | Nov. 30, 2023 | Auburn, Ala. Auburn 83, Clemson 53 - ACC/SEC Challenge

Official Basketball Box Score - Final Clemson at Auburn. Game Time: 8:00 PM. Includes player stats for Clemson (53) and Auburn (83), shooting percentages, and technical fouls.

Auburn - 83 Record: 5-2. Detailed player statistics for Auburn, including points, rebounds, and assists. Includes shooting by period and technical fouls.

Summary statistics for Auburn vs Clemson, including points from turnovers, paint, and second chance, along with period-by-period scoring.

Game 8 | Dec. 3, 2023 | Birmingham, Ala. Auburn 72, UAB 62

Official Basketball Box Score - Final Auburn at UAB. Game Time: 2:30 PM. Includes player stats for Auburn (72) and UAB (62), shooting percentages, and technical fouls.

AUB - 62 Record: 6-2. Detailed player statistics for Auburn, including points, rebounds, and assists. Includes shooting by period and technical fouls.

Summary statistics for Auburn vs UAB, including points from turnovers, paint, and second chance, along with period-by-period scoring.

Game 9 | Dec. 10, 2023 | Little Rock, Ark. Auburn 58, Little Rock 45

Official Basketball Box Score - Final Auburn at Little Rock. Game Time: 2:00 PM. Includes player stats for Auburn (58) and Little Rock (45), shooting percentages, and technical fouls.

Little Rock - 45 Record: 0-7. Detailed player statistics for Little Rock, including points, rebounds, and assists. Includes shooting by period and technical fouls.

Summary statistics for Auburn vs Little Rock, including points from turnovers, paint, and second chance, along with period-by-period scoring.

Game 10 | Dec. 13, 2023 | Auburn, Ala. Auburn 94, Alabama State 37

Official Basketball Box Score - Final Alabama St. at Auburn. Game Time: 7:00 PM. Includes player stats for Auburn (94) and Alabama State (37), shooting percentages, and technical fouls.

Auburn - 94 Record: 8-2. Detailed player statistics for Auburn, including points, rebounds, and assists. Includes shooting by period and technical fouls.

Summary statistics for Auburn vs Alabama State, including points from turnovers, paint, and second chance, along with period-by-period scoring.



Game 11 | Dec. 16, 2023 | Auburn, Ala. Auburn 67, Norfolk State 39

Norfolk St. - 39 Record: 7-4. Official Basketball Box Score - Final. Norfolk St. at Auburn. Game Time: 2:00 PM. Game Duration: 1:55. Attendance: 2,396. Shooting By Period: 1st FG% 4-11 36.4%, FT% 0-0 0%, 2nd FG% 5-20 25.0%, FT% 0-0 0%, 3rd FG% 3-15 20.0%, FT% 0-3 0%, 4th FG% 4-12 33.3%, FT% 1-4 25.0%, GM FG% 16-58 27.6%, FT% 2-12 16.7%, FT% 5-7 71.4%.

Auburn - 67 Record: 9-2. Official Basketball Box Score - Final. Auburn - 67. Game Time: 2:00 PM. Game Duration: 1:51. Attendance: 2,422. Shooting By Period: 1st FG% 3-13 23.1%, FT% 1-6 16.7%, 2nd FG% 4-11 36.4%, FT% 1-3 33.3%, 3rd FG% 8-14 57.1%, FT% 0-3 0%, 4th FG% 7-16 43.8%, FT% 0-0 0%, GM FG% 22-54 40.7%, FT% 2-13 15.4%, FT% 21-26 80.8%.

Biggest lead: 32 (4th 6:36). Best Scoring Run: 20 (4th 6:36). Lead Changes: 2. Times Tied: 2. Time with Lead: 00:33 | 38:28. Points from Turnovers: 13 | 32. Period by Period Scoring: 1st 13, 2nd 3, 3rd 17, 4th 21.

Game 12 | Dec. 20, 2023 | Auburn, Ala. Auburn 69, Washington State 62

Washington St. - 62 Record: 11-3. Official Basketball Box Score - Final. Washington St. at Auburn. Game Time: 2:00 PM. Game Duration: 1:59. Attendance: 2,341. Shooting By Period: 1st FG% 8-12 66.7%, FT% 3-4 75.0%, 2nd FG% 5-10 50.0%, FT% 1-1 100%, 3rd FG% 3-12 25.0%, FT% 0-4 0%, 4th FG% 6-15 40.0%, FT% 4-7 57.1%, GM FG% 22-49 44.9%, FT% 8-19 42.1%, FT% 10-11 90.9%.

Auburn - 69 Record: 10-2. Official Basketball Box Score - Final. Auburn - 69. Game Time: 2:00 PM. Game Duration: 1:51. Attendance: 2,422. Shooting By Period: 1st FG% 6-18 33.3%, FT% 1-4 25.0%, 2nd FG% 4-13 30.8%, FT% 1-1 100%, 3rd FG% 7-13 53.8%, FT% 2-4 100%, 4th FG% 7-13 53.8%, FT% 1-1 100%, GM FG% 24-57 42.1%, FT% 16-19 84.2%.

Biggest lead: 10 (4th 4:29). Best Scoring Run: 8 (4th 9:49). Lead Changes: 5. Times Tied: 3. Time with Lead: 22:07 | 15:32. Points from Turnovers: 14 | 23. Period by Period Scoring: 1st 13, 2nd 12, 3rd 9, 4th 21.

Game 13 | Dec. 31, 2023 | Auburn, Ala. Auburn 79, North Alabama 58

North Ala. - 58 Record: 4-9. Official Basketball Box Score - Final. North Ala. at Auburn. Game Time: 2:00 PM. Game Duration: 1:51. Attendance: 2,422. Shooting By Period: 1st FG% 6-17 35.3%, FT% 1-5 20.0%, 2nd FG% 5-14 35.7%, FT% 2-9 22.2%, 3rd FG% 6-16 37.5%, FT% 2-5 40.0%, 4th FG% 7-13 53.8%, FT% 2-3 66.7%, GM FG% 24-60 40.0%, FT% 6-22 27.3%, FT% 4-7 57.1%.

Auburn - 79 Record: 11-2. Official Basketball Box Score - Final. Auburn - 79. Game Time: 2:00 PM. Game Duration: 1:51. Attendance: 2,422. Shooting By Period: 1st FG% 6-22 27.3%, FT% 2-12 16.7%, 2nd FG% 5-12 41.7%, FT% 2-3 66.7%, 3rd FG% 10-22 45.5%, FT% 5-10 50.0%, 4th FG% 9-15 60.0%, FT% 2-3 66.7%, GM FG% 30-71 42.3%, FT% 8-16 50.0%, FT% 11-12 91.7%.

Biggest lead: 24 (4th 6:50). Best Scoring Run: 12 (2nd 1:47). Lead Changes: 7. Times Tied: 4. Time with Lead: 07:53 | 28:39. Points from Turnovers: 9 | 19. Period by Period Scoring: 1st 15, 2nd 12, 3rd 14, 4th 17.

Game 14 | Jan. 4, 2024 | Auburn, Ala. Tennessee 75, Auburn 67

Tennessee - 75 Record: 8-5 (1-0). Official Basketball Box Score - Final. Tennessee at Auburn. Game Time: 7:00 PM. Game Duration: 2:08. Attendance: 2,928. Shooting By Period: 1st FG% 5-10 50.0%, FT% 1-3 33.3%, 2nd FG% 5-13 38.5%, FT% 0-1 0%, 3rd FG% 9-15 60.0%, FT% 2-2 100%, 4th FG% 5-10 50.0%, FT% 0-0 0%, GM FG% 24-48 50.0%, FT% 3-7 42.9%, FT% 24-30 80.0%.

Auburn - 67 Record: 11-3 (0-1). Official Basketball Box Score - Final. Auburn - 67. Game Time: 2:00 PM. Game Duration: 1:51. Attendance: 2,422. Shooting By Period: 1st FG% 9-22 40.9%, FT% 3-5 60.0%, 2nd FG% 7-16 43.8%, FT% 1-4 25.0%, 3rd FG% 3-18 16.7%, FT% 0-1 0%, 4th FG% 7-22 31.8%, FT% 1-1 100%, GM FG% 26-78 33.3%, FT% 2-14 14.3%, FT% 13-16 81.3%.

Biggest lead: 11 (2nd 5:06). Best Scoring Run: 10 (2nd 6:44). Lead Changes: 7. Times Tied: 1. Time with Lead: 17:53 | 21:07. Points from Turnovers: 9 | 18. Period by Period Scoring: 1st 21, 2nd 19, 3rd 8, 4th 17.



### 2023-24 Auburn Women's Basketball Combined Team Statistics All games

**Game Records**

Record	Overall	Home	Away	Neutral
ALL GAMES	11-3	8-2	3-1	0-0
CONFERENCE	0-1	0-1	0-0	0-0
NON-CONFERENCE	11-2	8-1	3-1	0-0

**Score by Periods**

Team	1st	2nd	3rd	4th	OT	TOT
Auburn	210	235	272	260	0	977
Opponents	186	149	195	232	0	762

**Team Box Score**

No.	Player	Total					3-Point		F-Throw		Rebounds				Other							
		GP-GS	MIN	AVG	FG-FGA	FG%	3FG-3FGA	3FG%	FT-FTA	FT%	OFF	DEF	TOT	AVG	PF	DQ	A	TO	BLK	STL	PTS	AVG
23	SCOTT-GRAYSON, Honesty	13-12	363:28	28.0	73-178	.410	13-49	.265	42-55	.764	10	44	54	4.2	31	0	31	34	1	19	201	15.5
2	MINGO-YOUNG, JaMya	11-6	245:03	22.3	30-68	.441	4-9	.444	38-43	.884	8	42	50	4.5	19	0	48	13	3	16	102	9.3
14	COLLINS, Taylen	14-14	378:43	27.1	47-106	.443	0-0	.000	25-37	.676	37	53	90	6.4	25	0	15	29	9	21	119	8.5
5	SHAW, Sydney	14-14	351:40	25.1	38-112	.339	18-54	.333	17-21	.810	2	30	32	2.3	12	0	16	16	3	10	111	7.9
12	BOSTIC, Mar'shaun	13-8	257:37	19.8	36-73	.493	0-2	.000	22-37	.595	5	27	32	2.5	28	0	28	28	3	25	94	7.2
30	SCOTT, Savannah	14-6	241:42	17.3	35-52	.673	0-0	.000	15-25	.600	25	30	55	3.9	16	0	3	13	4	0	85	6.1
4	DUHON, Kaitlyn	14-0	204:45	14.6	30-68	.441	2-6	.333	9-16	.563	12	26	38	2.7	22	0	8	13	1	18	71	5.1
3	EDDINGS, McKenna	14-1	216:09	15.4	21-81	.259	12-45	.267	15-19	.789	8	19	27	1.9	14	0	20	12	7	12	69	4.9
1	SUMBANE, Celia	14-9	205:49	14.7	21-50	.420	3-10	.300	11-14	.786	17	28	45	3.2	32	0	11	19	8	17	56	4.0
21	YOUNG, Audia	6-0	36:32	6.1	7-13	.538	0-3	.000	0-0	.000	4	4	8	1.3	3	0	2	2	0	2	14	2.3
20	AKINBOLAWA, Oyindamola	14-0	128:20	9.2	15-33	.455	0-0	.000	1-6	.167	12	14	26	1.9	19	0	4	9	1	9	31	2.2
32	THURMAN, Timya	8-0	34:42	4.3	5-10	.500	0-0	.000	3-5	.600	3	3	6	0.8	2	0	3	1	3	1	13	1.6
24	MCFADDEN, Carsen	6-0	27:32	4.6	2-9	.222	1-4	.250	1-1	1.000	1	1	2	0.3	1	0	0	0	0	2	6	1.0
0	MILTON, Yakiya	11-0	89:46	8.2	2-12	.167	0-0	.000	1-8	.125	4	13	17	1.5	17	0	2	8	9	3	5	0.5
15	GAINES, Kionna	5-0	18:13	3.6	0-6	.000	0-0	.000	0-0	.000	1	2	3	0.6	0	0	0	1	0	1	0	0.0
Team											28	27	55				5					
<b>Total</b>		<b>14</b>	<b>2800</b>		<b>362-871</b>	<b>.416</b>	<b>53-182</b>	<b>.291</b>	<b>200-287</b>	<b>.697</b>	<b>177</b>	<b>363</b>	<b>540</b>	<b>38.6</b>	<b>241</b>	<b>0</b>	<b>191</b>	<b>203</b>	<b>52</b>	<b>156</b>	<b>977</b>	<b>69.8</b>
<b>Opponents</b>		<b>14</b>	<b>2800</b>		<b>265-736</b>	<b>.360</b>	<b>62-201</b>	<b>.308</b>	<b>170-234</b>	<b>.726</b>	<b>132</b>	<b>366</b>	<b>498</b>	<b>35.6</b>	<b>274</b>	<b>11</b>	<b>110</b>	<b>310</b>	<b>33</b>	<b>96</b>	<b>762</b>	<b>54.4</b>

**Team Statistics**

	AUB	OPP
<b>Scoring</b>	<b>977</b>	<b>762</b>
Points per game	69.8	54.4
Scoring margin	+15.4	-
<b>Field goals-att</b>	<b>362-871</b>	<b>265-736</b>
Field goal pct	.416	.360
<b>3 point fg-att</b>	<b>53-182</b>	<b>62-201</b>
3-point FG pct	.291	.308
3-pt FG made per game	3.8	4.4
<b>Free throws-att</b>	<b>200-287</b>	<b>170-234</b>
Free throw pct	.697	.726
F-Throws made per game	14.3	12.1
<b>Rebounds</b>	<b>540</b>	<b>498</b>
Rebounds per game	38.6	35.6
Rebounding margin	+3.0	-
<b>Assists</b>	<b>191</b>	<b>110</b>
Assists per game	13.6	7.9
<b>Turnovers</b>	<b>203</b>	<b>310</b>
Turnovers per game	14.5	22.1
Turnover margin	+7.6	-
Assist/turnover ratio	0.9	0.4
<b>Steals</b>	<b>156</b>	<b>96</b>
Steals per game	11.1	6.9
<b>Blocks</b>	<b>52</b>	<b>33</b>
Blocks per game	3.7	2.4
<b>Winning streak</b>	<b>0</b>	<b>-</b>
Home win streak	0	-
<b>Attendance</b>	<b>24164</b>	<b>5038</b>
Home games-Avg/Game	10-2416	4-1260
Neutral site-Avg/Game	-	0-0

**Team Results**

Date	Opponent		Score	Att.
11/06/2023	Jacksonville St.	W	78-49	2232
11/09/2023	Louisiana	W	60-54	2225
11/12/2023	at Rutgers	W	76-56	1619
11/17/2023	California	L	53-67	2559
11/20/2023	at UCF	L	53-60	1180
11/26/2023	Alabama A&M	W	68-45	2427
11/30/2023	Clemson	W	83-53	2388
12/03/2023	at UAB	W	72-62	861
12/10/2023	at Little Rock	W	58-45	1378
12/13/2023	Alabama St.	W	94-37	2246
12/16/2023	Norfolk St.	W	67-39	2396
12/20/2023	Washington St.	W	69-62	2341
12/31/2023	North Ala.	W	79-58	2422
01/04/2024	Tennessee	L	67-75	2928



## 2023-24 Auburn Women's Basketball Combined Team Statistics In Conference games

Page 1/1  
as of Jan 05, 2024

### Game Records

Record	Overall	Home	Away	Neutral
ALL GAMES	0-1	0-1	0-0	0-0
CONFERENCE	0-1	0-1	0-0	0-0
NON-CONFERENCE	0-0	0-0	0-0	0-0

### Score by Periods

Team	1st	2nd	3rd	4th	OT	TOT
Auburn	21	19	8	19	0	67
Opponents	20	12	22	21	0	75

### Team Box Score

No.	Player	Total			3-Point		F-Throw		Rebounds													
		GP-GS	MIN	AVG	FG-FGA	FG%	3FG-3FGA	3FG%	FT-FTA	FT%	OFF	DEF	TOT	AVG	PF	DQ	A	TO	BLK	STL	PTS	AVG
12	BOSTIC, Mar'shaun	1-0	17:27	17.4	7-11	.636	0-0	.000	3-5	.600	1	0	1	1.0	4	0	1	0	0	1	17	17.0
23	SCOTT-GRAYSON, Honesty	1-1	21:36	21.6	6-15	.400	0-3	.000	4-5	.800	3	2	5	5.0	2	0	1	1	0	1	16	16.0
2	MINGO-YOUNG, JaMya	1-1	25:02	25.0	4-8	.500	1-1	1.000	2-2	1.000	1	3	4	4.0	1	0	2	1	0	5	11	11.0
14	COLLINS, Taylen	1-1	34:55	34.9	3-11	.273	0-0	.000	2-2	1.000	2	4	6	6.0	1	0	0	1	0	0	8	8.0
30	SCOTT, Savannah	1-0	15:47	15.8	2-3	.667	0-0	.000	0-0	.000	1	0	1	1.0	0	0	0	0	0	0	4	4.0
1	SUMBANE, Celia	1-1	18:37	18.6	1-3	.333	0-1	.000	2-2	1.000	1	3	4	4.0	3	0	0	1	1	2	4	4.0
3	EDDINGS, McKenna	1-0	22:56	22.9	1-12	.083	1-6	.167	0-0	.000	1	1	2	2.0	3	0	2	0	0	2	3	3.0
20	AKINBOLAWA, Oyindamola	1-0	11:32	11.5	1-5	.200	0-0	.000	0-0	.000	3	2	5	5.0	1	0	1	0	0	0	2	2.0
4	DUHON, Kaitlyn	1-0	12:25	12.4	1-5	.200	0-1	.000	0-0	.000	0	1	1	1.0	4	0	0	1	0	0	2	2.0
5	SHAW, Sydney	1-1	19:43	19.7	0-5	.000	0-2	.000	0-0	.000	0	1	1	1.0	1	0	1	1	0	0	0	0.0
Team											2	2	4									
<b>Total</b>		<b>1</b>	<b>200</b>		<b>26-78</b>	<b>.333</b>	<b>2-14</b>	<b>.143</b>	<b>13-16</b>	<b>.813</b>	<b>15</b>	<b>19</b>	<b>34</b>	<b>34.0</b>	<b>20</b>	<b>0</b>	<b>8</b>	<b>6</b>	<b>1</b>	<b>11</b>	<b>67</b>	<b>67.0</b>
<b>Opponents</b>		<b>1</b>	<b>200</b>		<b>24-48</b>	<b>.500</b>	<b>3-7</b>	<b>.429</b>	<b>24-30</b>	<b>.800</b>	<b>9</b>	<b>38</b>	<b>47</b>	<b>47.0</b>	<b>17</b>	<b>0</b>	<b>10</b>	<b>23</b>	<b>4</b>	<b>3</b>	<b>75</b>	<b>75.0</b>

### Team Statistics

	AUB	OPP
<b>Scoring</b>	<b>67</b>	<b>75</b>
Points per game	67.0	75.0
Scoring margin	-8.0	-
<b>Field goals-att</b>	<b>26-78</b>	<b>24-48</b>
Field goal pct	.333	.500
<b>3 point fg-att</b>	<b>2-14</b>	<b>3-7</b>
3-point FG pct	.143	.429
3-pt FG made per game	2.0	3.0
<b>Free throws-att</b>	<b>13-16</b>	<b>24-30</b>
Free throw pct	.813	.800
F-Throws made per game	13.0	24.0
<b>Rebounds</b>	<b>34</b>	<b>47</b>
Rebounds per game	34.0	47.0
Rebounding margin	-13.0	-
<b>Assists</b>	<b>8</b>	<b>10</b>
Assists per game	8.0	10.0
<b>Turnovers</b>	<b>6</b>	<b>23</b>
Turnovers per game	6.0	23.0
Turnover margin	+17.0	-
Assist/turnover ratio	1.3	0.4
<b>Steals</b>	<b>11</b>	<b>3</b>
Steals per game	11.0	3.0
<b>Blocks</b>	<b>1</b>	<b>4</b>
Blocks per game	1.0	4.0
<b>Winning streak</b>	<b>0</b>	<b>-</b>
Home win streak	0	-
<b>Attendance</b>	<b>2928</b>	<b>0</b>
Home games-Avg/Game	1-2928	0-0
Neutral site-Avg/Game	-	0-0

### Team Results

Date	Opponent	Score	Att.
01/04/2024	Tennessee	L 67-75	2928



**Yakiya Milton**  
Freshman • F • 6-4  
Jacksonville, Fla.  
Mandarin HS



**Celia Sumbane**  
Junior • G • 6-2  
Maputo, Mozambique  
South Plains CC (TX)



**JaMya Mingo-Young**  
Graduate • G • 5-8  
Bogalusa, La.  
Alabama



**McKenna Eddings**  
Junior • G • 6-0  
Williamsburg, Va.  
Moberly Area CC (MO)



**Kaitlyn Duhon**  
Sophomore • G • 5-10  
Houston, Texas  
Summer Creek HS




**Sydney Shaw**  
Sophomore • G • 5-9  
Miami, Fla.  
DME Academy



**Mar'Shaun Bostic**  
Sophomore • G • 5-8  
St. Louis, Mo.  
Vashon HS



**Taylen Collins**  
Senior • F • 6-1  
Muldrow, Okla.  
Oklahoma State



**Kionna Gaines**  
Junior • G • 5-9  
Columbus, Ga.  
Clemson



**Oyindamola Akinbolawa**  
Sophomore • C • 6-5  
Lagos, Nigeria



**Audia Young**  
R-Freshman • G • 5-9  
Tallahassee, Fla.  
Florida State Univ. HS




**Honesty Scott-Grayson**  
Graduate • G • 5-9  
Brick, N.J.  
Baylor



**Carsen McFadden**  
Senior • G • 5-7  
Fairview, Texas  
Lovejoy HS



**Savannah Scott**  
Freshman • C • 6-4  
Conway, Ark.  
Conway HS



**Timya Thurman**  
Freshman • C • 6-5  
Linden, Ala.  
Linden HS



**Johnnie Harris**  
Head Coach (3rd year)  
Pine Bluff, Ark.  
Arkansas Baptist (1996)



**Fred Williams**  
Associate Head Coach  
Inglewood, Calif.  
Boise State (1979)



**Damitria Buchanan**  
Associate Head Coach  
Houston, Texas  
Texas A&M (2010)



**Ketara Chapel**  
Assistant Coach  
Temple, Texas  
Mississippi State (2017)



**Alex Stewart**  
Assistant Coach  
Norcross, Ga.  
Georgia Tech (2003)



**Savannah Carter**  
Assistant Coach  
Tulsa, Okla.  
Mississippi State (2015)