



2023-24 AUBURN WOMEN'S BASKETBALL

AUBURN ATHLETICS COMMUNICATIONS: 392 SOUTH DONAHUE DRIVE || AUBURN, AL 36830 || AUBURNTIGERS.COM || @AUBURNWBB

2023-24 SCHEDULE/RESULTS

13-6, 2-4 SEC

DATE	OPPONENT	TIME/TV/RESULT
Oct. 30	WEST GEORGIA (exh.)	W 77-49
Nov. 2	COLUMBUS STATE (exh.)	W 94-65
Nov. 6	JACKSONVILLE STATE	W 78-49
Nov. 9	LOUISIANA-LAFAYETTE	W 60-54
Nov. 12	at Rutgers	W 76-56
Nov. 17	CALIFORNIA	L 53-67
Nov. 20	at UCF	L 53-60
Nov. 26	ALABAMA A&M	W 68-45
Nov. 30	^ CLEMSON	W 83-53
Dec. 3	at UAB	W 72-62
Dec. 10	at Little Rock	W 58-45
Dec. 13	ALABAMA STATE	W 94-37
Dec. 16	NORFOLK STATE	W 67-39
Dec. 20	(RV) WASHINGTON STATE	W 69-62
Dec. 31	NORTH ALABAMA	W 79-58
Jan. 4	* TENNESSEE	L 67-75
Jan. 7	* at Texas A&M	L 44-66
Jan. 11	* at Ole Miss	L 55-58
Jan. 14	* (7/4) LSU	W 67-62
Jan. 18	* at (RV) Vanderbilt	L 50-53
Jan. 21	* ALABAMA	W 78-65
Jan. 29	* GEORGIA	SECN 6 pm
Feb. 1	* (1) SOUTH CAROLINA	+ 7 pm
Feb. 4	* at Arkansas	SECN 5 pm
Feb. 11	* at Missouri	SECN 3 pm
Feb. 15	* KENTUCKY	SECN 6 pm
Feb. 18	* at Alabama	+ 2 pm
Feb. 22	* at (10) LSU	SECN 8 pm
Feb. 25	* TEXAS A&M	+ 2 pm
Feb. 29	* MISSISSIPPI STATE	+ 7 pm
Mar. 3	* at Florida	SECN 11 am
Mar. 6-10	SEC Tournament	Greenville

All times Central. Home Games in **BOLD CAPS**.

* SEC Game

^ ACC/SEC Challenge

+ = SEC Network + / WatchESPN.com / ESPN App

AUBURN ATHLETICS COMMUNICATIONS

WES TODDAssistant Director/WBB Contact
 wlt0006@auburn.edu
C: 334-750-5682

KIRK SAMPSONSenior Associate AD
 kirk@auburn.edu

WebAuburnTigers.com
 Twitter@AuburnWBB
 Facebook/AuburnWBB
 Instagram@AuburnWBB
 Office Phone(334) 844-9800



GAME 20

Georgia (10-9, 1-5)

Monday, January 29, 2024 • 6 p.m. CT
We Back Pat



SiteAuburn, Ala.
 Venue Neville Arena (9,121)
 TV SEC Network (Sam Gore, Steffi Sorensen)
 Radio AU100 (100.3 FM) (Brit Bowen, Larry DiChiara)
 Live Audio AuburnTigers.com | Auburn Athletics app
 Live Stats statbroadcast.com
 Twitter@AuburnWBB
 Series Record Georgia leads 35-20
 in Auburn Auburn leads 12-11
 Last Meeting Georgia 63, Auburn 47 (March 2, 2023, in Greenville, SC [SEC Tournament])

GAMEDAY BREAKDOWN

AUBURN TIGERS

Rankings AP: RV | Coaches: RV | NET: 63
 2023-24 Record 13-6
 SEC 2-4
 Home 10-2
 Away 3-4
 Neutral 0-0
 Streak W1
 Head Coach Johnnie Harris
 Record at AU (Yrs.) 39-39 (3rd)
 Overall Record (Yrs.) Same
 Record vs. Georgia 1-2
 Last Game def. Alabama, 78-65

GEORGIA LADY BULLDOGS

Rankings AP: NR | Coaches: NR | NET: 92
 2023-24 Record 10-9
 SEC 1-5
 Home 6-3
 Away 1-5
 Neutral 3-1
 Streak L5
 Head Coach Katie Abrahamson-Henderson
 Record at UGA (Yrs.) 32-20 (2nd)
 Overall Record (Yrs.) 404-177 (19th)
 Record vs. Auburn 2-0
 Last Game lost to Ole Miss, 69-59

STARTERS FROM LAST GAME



JAMYA MINGO-YOUNG
 G • GR • 5-8
 Bogalusa, La.

PPG: 9.4
 RPG: 4.8
 APG: 4.0




KAITLYN DUHON
 G • SO • 5-10
 Houston, Texas

PPG: 5.0
 RPG: 2.6
 APG: 0.4



TAYLEN COLLINS
 F • SR • 6-0
 Muldrow, Okla.

PPG: 8.2
 RPG: 6.5
 APG: 1.1



HONESTY SCOTT-GRAYSON
 G • GR • 5-8
 Brick, N.J.

PPG: 15.9
 RPG: 3.8
 APG: 2.4



SAVANNAH SCOTT
 G • GR • 5-8
 Brick, N.J.

PPG: 5.3
 RPG: 3.6
 APG: 0.2

OFF THE BENCH

No.	Pos.	Name	Ht.	Year	PPG	RPG	Hometown
0	F	Yakiya Milton	6-4	Fr.	0.8	1.4	Jacksonville, Fla.
1	F	Celia Sumbane	6-2	Jr.	4.3	3.1	Maputo, Mozambique
3	G	McKenna Eddings	6-0	Jr.	4.1	1.5	Williamsburg, Va.
5	G	Sydney Shaw	5-9	So.	6.6	2.4	Miami, Fla.
12	G	Mar'Shaun Bostic	5-9	Jr.	6.4	2.1	St. Louis, Mo.
15	G	Kionna Gaines	5-9	Jr.	0.0	0.6	Columbus, Ga.
20	C	Oyindamola Akinbolawa	6-5	So.	2.4	2.0	Lagos, Nigeria
21	G	Audia Young	5-7	R-Fr.	2.0	1.1	Tallahassee, Fla.
24	G	Carsen McFadden	5-7	Sr.	0.9	0.3	Fairview, Texas
32	C	Timya Thurman	6-5	Fr.	1.4	0.7	Linden, Ala.

Head Coach: Johnnie Harris (3rd season at Auburn)

Assistants: Fred Williams, Damitria Buchanan, Ketara Chapel, Savannah Carter, Alex Stewart

#WarEagle
#TheRise



AuburnTigers.com



@AuburnWBB | @AuburnTigers
@CoachJ_AU | @coachjharris



/AuburnWBB
/AuburnTigers

TEAM SCHEDULE AND MEDIA AVAILABILITY >> JANUARY 28-FEBRUARY 3 (times Central unless noted otherwise)

SUNDAY January 28	MONDAY January 29	TUESDAY January 30	WEDNESDAY January 31	THURSDAY February 1	FRIDAY February 2	SATURDAY February 3
PRACTICE 1-4 pm Neville Arena	GAME 6:00 Auburn vs. Georgia (SEC Network) Interviews postgame	PRACTICE 1:30-4:30 pm Neville Arena	COACH J'S CHAT ROOM 11:30 am-1 pm Neville Arena PRACTICE 1:30-4:30 pm Neville Arena	GAME 7:00 Auburn vs. South Carolina Interviews postgame	PRACTICE 3:30-6 pm Neville Arena (PG) GYM Quad Meet 7:00	PRACTICE TBA TRAVEL to Fayetteville, Ark.

AUBURN ATHLETICS COMMUNICATIONS SERVICES

QUICK FACTS

AUBURNTIGERS.COM

For updated game notes, statistics and all the latest information on Auburn basketball and gameday activities, go to AuburnTigers.com.

INTERVIEW POLICIES

- Practices are open to the public and media; however, media are strongly encouraged to notify Wes Todd if they are planning to attend.
- Coach Harris, assistant coaches and student-athletes are available for phone, virtual and in-person interviews by contacting Wes Todd in the athletic communications office.
- Following home games, interviews with Coach Harris and selected players will be conducted in the Neville Arena media room following radio/TV obligations. Players will go first, followed by Coach Harris. Visiting players and coaches should be requested through the opponent SID.
- Interviews following road contests will be conducted by request of the home team's media; postgame interviews with Coach Harris can be heard on the Auburn Sports Network radio broadcast.

CREDENTIALS

--Anyone wishing to cover Auburn women's basketball should contact Wes Todd in the communications office at least 24 hours in advance. Game credentials will be held at media will call, **which will move back to the scholarship entrance for the 2023-24 season.** There will be no season credentials. Parking passes are not needed. A concession voucher will be provided on request, and soft drinks/water are available in the media room.

GAME DAY SERVICES

- Media seating is available on a first-come, first-served basis on the press row table across from the team benches. At least 5-6 seats will be available for media each game. Overflow media seating will be available at the top of sections 222-223.
- Printed flip cards will be available in the media room. All other information (game notes, stats, etc.) will be available on AuburnTigers.com and StatBroadcast.com. Wireless internet (AU Open) is available in the arena.
- Photo/video work space will be provided in the media room.

VIDEO SERVICES

FTP feeds of selected Auburn basketball highlights are available for the media. Highlights and postgame press conference video will be posted following each game to ImagenCloud; visit auburn.imagencloud.com to register.

COMMUNICATIONS STAFF

- Wes Todd Women's Basketball contact
cell: 334-750-5682
email: wlt0006@auburn.edu
- Kirk Sampson Associate AD
cell: 334-750-1385
email: sampska@auburn.edu

GENERAL INFORMATION

Location.....	Auburn, Ala.
Founded	1856
Enrollment.....	31,526
Nickname	Tigers
Colors.....	Burnt Orange and Navy Blue
Facility (Capacity)	Neville Arena (9,121)
President	Dr. Christopher Roberts
Director of Athletics	John Cohen
WBB Administrator/SWA	Djenane Paul
Faculty Representative	Dr. Duane Brandon

WOMEN'S BASKETBALL HISTORY

First Year of Varsity Women's Basketball	1971
All-Time Record (Years).....	990-556 (53rd)
All-Time SEC Record (since 1981)	249-293
All-Time Home Record	517-170
at Neville Arena (since 2010).....	130-76
NCAA Tournament Appearances.....	21
Last NCAA App./Result.....	2019 - First Round
SEC Regular-Season Championships	5
.....	1981, 1987, 1988, 1989, 2009
SEC Tournament Championships.....	4
.....	1981, 1987, 1990, 1997

COACHING & SUPPORT STAFF

Head Coach	Johnnie Harris
Alma Mater, Year	Arkansas Baptist, 1996
Overall Record	39-39 / 3rd year
Auburn Record	39-39 / 3rd year
Assoc. Head Coach/Def. Coord.	Fred Williams
Assoc. Head Coach/Off. Coord.....	Damitria Buchanan
Assistant Coach/Recruiting	Ketara Chapel
Assistant Coach/Chief of Staff	Alex Stewart
Assistant Coach/Player Development.....	Savannah Carter
Dir. of Program Relations, Ops, Events	Tra'Cee Tanner
Director of Creative Content	Connor Putman
Director of Student-Athlete Success.....	Reneisha Bolden
Special Assistant to the Head Coach.....	Ankara McNeil
Strength & Conditioning Coach	Jen Jones
Athletic Trainer.....	Rosemary Ragle
Video Coordinator.....	DeQuann "DQ" Gordon

GAMEDAY EXPERIENCE: NEVILLE ARENA

>> Neville Arena is in its 13th season as home of Auburn Basketball. The Tigers are 130-76 since moving to the Arena in 2010-11. The facility seats 9,121 for basketball and also hosts Auburn volleyball and gymnastics.



TEAM INFORMATION

2022-23 Record	16-15
2022-23 SEC Record	5-11
SEC Finish.....	10th
Postseason	WNIT Second Round
Starters Returning/Lost	2/3
Letterwinners Returning/Lost	6/8
Newcomers.....	8

Inside the Matchup

Auburn vs. Georgia 20-35 (.364)

In Auburn: 12-11
 --At Neville Arena: 3-4
 In Athens: 5-21
 Neutral Sites: 3-3
 Trend: Georgia has won 5 of the last 7 meetings

Feb. 7, 1975	L	76-93	Athens, Ga.
Feb. 16, 1980	L	71-79	Athens, Ga.
Feb. 21, 1981	W	74-58	Auburn
Feb. 26, 1982	L	65-66	Lexington, Ky.*
Feb. 14, 1983	W	58-54	Auburn
Feb. 15, 1984	L	68-84	Athens, Ga.
Mar. 3, 1984	L	72-102	Athens, Ga.*
Mar. 3, 1985	W	80-65	Oxford, Miss.*
Jan. 18, 1986	L	61-95	Auburn
Feb. 8, 1987	L	71-72	Athens, Ga.
Mar. 7, 1987	W	83-57	Albany, Ga.*
Feb. 10, 1988	W	89-70	Auburn
Mar. 24, 1988	W	68-65	Athens, Ga.@
Feb. 25, 1989	W	86-76	Athens, Ga.
Feb. 10, 1990	W	85-64	Auburn
Feb. 23, 1991	L	66-70	Athens, Ga.
Feb. 8, 1992	W	84-56	Auburn
Feb. 7, 1993	W	82-56	Athens, Ga.
Feb. 20, 1994	L	54-58	Auburn
Feb. 19, 1995	L	56-78	Athens, Ga.
Jan. 12, 1996	L	71-79	Auburn
Jan. 11, 1997	L	55-82	Athens, Ga.
Mar. 1, 1997	W	75-47	Chattanooga, Tenn.*
Jan. 17, 1998	L	70-73	Auburn
Jan. 17, 1999	L	78-96	Athens, Ga.
Jan. 23, 2000	L	68-54	Auburn
Jan. 20, 2001	L	60-77	Athens, Ga.
Jan. 17, 2002	L	49-60	Auburn
Feb. 9, 2003	L	67-78	Athens, Ga.
Jan. 15, 2004	W	72-54	Auburn
Jan. 16, 2005	L	56-71	Athens, Ga.
Feb. 26, 2006	L	61-74	Athens, Ga.
Feb. 18, 2007	L	55-62	Auburn
Jan. 13, 2008	W	82-52	Auburn
Feb. 24, 2008	L	56-68	Athens, Ga.
Jan. 29, 2009	L	58-67	Athens, Ga.
Feb. 22, 2009	W	65-59	Auburn
Jan. 31, 2010	W	67-53	Auburn
Feb. 24, 2011	W	63-58	Athens, Ga.
Jan. 8, 2012	L	45-70	Auburn
Feb. 7, 2013	L	58-61	Athens, Ga.
Feb. 23, 2014	W	67-59	Auburn
Jan. 11, 2015	L	52-57	Auburn
Feb. 22, 2015	W	44-26	Athens, Ga.
Jan. 28, 2016	L	30-63	Athens, Ga.
Feb. 12, 2017	L	51-57	Auburn
March 2, 2017	L	52-56	Greenville, S.C.*
Jan. 21, 2018	L	48-60	Athens, Ga.
Feb. 3, 2019	W	59-58 (OT)	Auburn
Jan. 19, 2020	L	50-61	Athens, Ga.
Jan. 3, 2021	L	44-76	Auburn
Feb. 11, 2021	L	54-74	Athens, Ga.
Feb. 20, 2022	W	65-60	Auburn
Feb. 23, 2023	L	59-70	Athens, Ga.
March 3, 2023	L	47-63	Greenville, S.C.*

*SEC Tournament
 @ NCAA Tournament

Auburn Women's Basketball Quick Hitters

- This is the 56th meeting between Auburn and Georgia in women's basketball
- Georgia leads the series 35-20, but Auburn owns a 12-11 advantage at home and won the last meeting in Auburn
- In front of more than 6,000 fans, Auburn retired DeWanna Bonner's No. 24 prior to its last home game Jan. 21, a 78-65 win over Alabama that snapped a nine-game losing streak to the Crimson Tide
- A crowd of 7,720 - the largest for women's hoops at Neville Arena - was on hand to watch the Tigers' win over LSU on Jan. 14
- The crowds vs. LSU (7,720) and Alabama (6,075) were the largest and third-largest crowds to see an Auburn women's basketball game at Neville Arena
- Auburn's win over No. 4/7 LSU on Jan. 14 was its fourth over a top-25 opponent under Johnnie Harris
- Auburn is 12-0 this season when shooting at least 40%; 1-6 when they are below that mark
- Honesty Scott-Grayson was named SEC Player of the Week and USBWA Ann Meyers Drysdale National Player of the Week after her 21-point performance in the win over LSU
- Scott-Grayson leads the Tigers with 15.9 points/game; 17.0 per game in SEC play
- Scott-Grayson scored a season-high 24 points in the win over Alabama State Dec. 13; she also had 22 at UAB Dec. 3
- JaMya Mingo-Young made 29 consecutive free throws from the UAB game Dec. 3 until finally missing on her third attempt at Texas A&M Jan. 7
- Mingo-Young got her first Auburn double-double with 13 points, 10 rebounds, 7 assists vs. North Alabama; she also flirted with a triple-double with 12 points, 7 rebounds and 7 assists in the win over Washington State Dec. 20
- Mingo-Young went 12-for-12 at the free-throw line in the win over Norfolk State; that tied an Auburn record for single-game free throws without a miss
- Five players scored in double-figures in the win over North Alabama; first time since the 2020-21 season
- Auburn recorded a school-record 28 steals in a 94-37 win over Alabama State Dec. 13; Auburn forced 40 turnovers, second-most in program history, in the win
- Auburn has three road victories this season (Rutgers, UAB, Little Rock), the most since winning 10 road games in 2018-19
- Auburn clinched a 7-7 tie in the ACC/SEC Challenge with an 83-53 win over Clemson Nov. 30
- The Tigers' 30-point win over Clemson was its largest over a Power 5 opponent since a 77-38 win over Alabama in 2019
- Auburn's 30-point win over Clemson was the largest margin of victory by any team, men or women, in the ACC/SEC Challenge
- Sophomore Sydney Shaw scored a career-high 17 points at UCF, then led the Tigers in scoring with 15 vs. Alabama A&M; Shaw has scored in double-figures in six games so far in 2023-24
- Mar'Shaun Bostic had a career-high 5 steals along with tying her career high with 4 assists in the win over Clemson
- Taylen Collins had a huge second half in the win over ULL with all nine of her points and 8 of her 14 rebounds coming

Moving On Up (Auburn/SEC Career Milestone Watch) . . .

- **Honesty Scott-Grayson** is 20th in Auburn history with 1,352 points (at Auburn); needs 13 to tie for 18th (Linda Godby, 1,365); 20 to tie for 17th (Sherell Hobbs, 1,372)
- **Honesty Scott-Grayson** is tied for 28th in Auburn history with 200 assists, needs 1 to tie for 27th (Justine Agbatan, 201); 2 to tie for 26th (Diann McNeil, 202); 7 to tie for 25th (Terryland Robinson, 207)
- **Honesty Scott-Grayson** has 1,426 career points (1,352 at Auburn + 74 at Baylor)
- **Honesty Scott-Grayson** is 9th in Auburn history in career scoring average (13.8 ppg)
- **Honesty Scott-Grayson** is 10th in Auburn history with 103 made 3-pointers; needs 27 to tie for 9th (Daisa Alexander, 130)
- **Honesty Scott-Grayson** is 5th among active scoring leaders in the SEC (1,352)
- **Honesty Scott-Grayson** is tied for 5th among active steals leaders in the SEC (175)
- **Honesty Scott-Grayson** is 19th among active rebounds leaders in the SEC (429)
- **JaMya Mingo-Young** is 16th among active scoring leaders in the SEC (869)
- **JaMya Mingo-Young** is 4th among active steals leaders in the SEC (176)
- **JaMya Mingo-Young** is 6th among active assists leaders in the SEC (274)
- **JaMya Mingo-Young** is 14th among active rebounds leaders in the SEC (511)

INDIVIDUAL CATEGORY LEADERS

Auburn	Georgia
Honesty Scott-Grayson - 15.9.....Points.....	Javyn Nicholson - 15.6
Taylen Collins - 6.5.....Rebounds.....	Javyn Nicholson - 9.3
JaMya Mingo-Young - 4.0.....Assists.....	Asia Avinger - 4.4
Mar'Shaun Bostic - 1.7.....Steals.....	Asia Avinger - 1.4
Taylen Collins - 0.7.....Blocks.....	Destiny Thomas - 1.0
Taylen Collins - 28.6.....Minutes Played.....	Javyn Nicholson - 29.4
Savannah Scott - .621.....Field Goal Percentage.....	Zoesha Smith - .469
Sydney Shaw - .321.....3-Point Percentage.....	Asia Avinger - .296
JaMya Mingo-Young - .826.....Free-Throw Percentage.....	De'Mauri Flournoy - .806

OPENING TIP

- » Auburn plays its first game in eight days on Monday night as the Tigers host Georgia at Neville Arena for a 6 p.m. CT tip.
- » Auburn is 13-6 overall, 2-4 in SEC play. The Tigers snapped a nine-game losing streak to Alabama with a 78-65 win over the Crimson Tide last Sunday at home.
- » Georgia is 10-9 overall, 1-5 in SEC play. The Lady Bulldogs fell at home to Ole Miss 69-59 last Sunday in their last game.

ON THE AIR

- » Brit Bowen and Larry DiChiara will have the radio call on AU100 (100.3 FM) beginning at 5:45 p.m. CT. The broadcast can also be heard on AuburnTigers.com and the Auburn Athletics app.
- » Monday's game can be seen live on SEC Network with Sam Gore and Steffi Sorensen calling the action.

LAST TIME OUT

- » On the day Auburn retired the jersey of all-time scoring leader DeWanna Bonner, the Tigers used a stellar start and a fabulous finish to defeat Alabama 78-65 Sunday at Neville Arena.
- » In the first and fourth quarters, Auburn outscored Alabama 50-20, defeating their in-state rival for the first time in their past 10 meetings.
- » Honesty Scott-Grayson led Auburn with 19 points, JaMya Mingo-Young scored 12 and grabbed a team-high nine rebounds, and Savannah Scott added 10.

UP NEXT

- » Auburn welcomes the nation's top team to Neville Arena Thursday night when No. 1 South Carolina visits for a 7 p.m. CT tip.

AN AUBURN WIN WOULD...

- » Give Auburn three straight home wins in SEC play for the first time since the 2019-20 season.
- » Be Auburn's 11th home win of the season.
- » Be Auburn's second straight win over Georgia at home.

AUBURN-GEORGIA SERIES

- » This is the 56th meeting between Auburn and Georgia in women's basketball. The Lady Bulldogs lead the series 35-20, but Auburn owns a 12-11 advantage at home. Auburn's last win over UGA came during the 2022 season, when the Tigers upset then-No. 20 Georgia 65-60 at home.
- » The teams met twice last season - once in Athens, once in the SEC Tournament - with UGA winning both matchups.

LAST MEETING: March 2, 2023, at Greenville Georgia 63, Auburn 47 (SEC Tournament 2nd Rd.)

- » Aicha Coulibaly scored 13 points and Sydney Shaw added 12, but Georgia used a big second quarter to pull away as Auburn fell 63-47 in the second round of the SEC Tournament.
- » The Bulldogs outscored Auburn 26-15 in the second quarter, and despite the Tigers tightening down on defense in the second half, the offense was not able to make a significant dent in the Georgia lead down the stretch.
- » Auburn could not get much going from the field, shooting 31 percent while Georgia - despite making just one field goal in the third quarter - finished at 43 percent. Georgia also hit five

3-pointers, their most in the last seven games.

SCOUTING THE LADY BULLDOGS

- » Georgia is 10-9 overall, 1-5 in SEC play. The Lady Bulldogs defeated Texas A&M in their first league game but have lost their last five.
- » UGA averages 65.6 points per game and allows 64.4. The Lady Bulldogs are among the top rebounding teams nationally with 41.4 per game, which ranks 36th in Division I.
- » Javyn Nicholson leads UGA with 15.6 points and 9.3 rebounds per game. She has 11 double-doubles this year, second-best in the SEC and 11th nationally.

SCOUTING AUBURN

- » Auburn is 13-6 overall, 2-4 in SEC play following a home victory over Alabama last Sunday in front of a crowd of 6,075 at Neville Arena.
- » The Tigers have three road wins this season, the most since winning 10 times on the road in 2018-19.
- » Auburn has two "Quad 1" wins this year, defeating NET No. 11 LSU and No. 21 Washington State, both at home.
- » Graduate student Honesty Scott-Grayson scored a season-high 24 points against Alabama State and had 22 in the win at UAB Dec. 3. She was named SEC Player of the Week after a 21-point performance in the win over LSU. She leads the team with 15.9 points/game and also averages 3.8 rebounds and 2.4 assists. She averages 17.0 points/game in SEC play, has scored in double figures in every SEC game and 17 out of 18 games she has played this year.
- » JaMya Mingo-Young leads Auburn with 4.0 assists/game, and she is second on the team with 9.4 points/game (9.8 in SEC play). She is fourth in the SEC and 25th nationally in assist/turnover ratio (2.6). She is also third in the league in free-throw percentage (82.6%) and made 29 consecutive free throws from the UAB game Dec. 3 until finally missing at Texas A&M Jan. 7. Mingo-Young scored a season-high 16 points against Clemson, hitting 9-of-11 free throw attempts, then matched her scoring output with 16 against Norfolk State and tied an Auburn record going 12-for-12 at the free-throw line. She made the highlight-reel play of the season to clinch the win over LSU, stealing the ball from Angel Reese and drawing a foul with 10 seconds to play and Auburn leading by 2, then sinking both free throws to secure the win.
- » Senior Taylen Collins scored a season-best 17 points in the win over Alabama State. Collins had a huge second half to spark the comeback win over UL-Lafayette on Nov. 9 with all nine of her points and 8 of 14 rebounds coming after halftime. She recorded her first Auburn double-double with 10 points and 10 rebounds vs. Alabama A&M. She averages 8.2 points and a team-leading 6.5 rebounds.
- » Junior Mar'Shaun Bostic scored a season-high 17 points on 7-11 shooting vs. Tennessee. She had a huge game in the opener vs. Jacksonville State with 12 points, 4 assists, 4 steals and 3 rebounds. She then had another huge game against Clemson with 7 points, 4 assists and a career-high 5 steals. She was a breakout star in the Tigers' final game of the season last year, scoring a career-high 23 points in the WNIT second round matchup at Clemson.
- » Sophomore Sydney Shaw scored a career-high 17 points at UCF and has hit double-figures in six

SEC STANDINGS & SCHEDULE

	<i>(thru games of 1/25)</i>					
	SEC Games			All Games		
	W	L	Pct.	W	L	Pct.
South Carolina	6	0	1.000	18	0	1.000
Tennessee	5	1	.833	12	6	.667
LSU	5	2	.714	18	3	.857
Ole Miss	4	2	.667	14	5	.737
Vanderbilt	4	2	.667	15	6	.850
Arkansas	3	3	.500	16	5	.714
Mississippi St.	3	3	.500	15	4	.762
Texas A&M	3	3	.500	15	6	.789
Alabama	2	4	.333	15	6	.714
AUBURN	2	4	.333	13	6	.684
Kentucky	2	4	.333	9	11	.450
Missouri	2	5	.286	11	9	.550
Florida	1	5	.167	10	8	.556
Georgia	1	5	.167	10	9	.526

Thursday, Jan. 25

South Carolina 76, LSU 70
Arkansas 88, Kentucky 61
Ole Miss 81, Florida 70
Texas A&M 69, Missouri 67

Sunday, Jan. 28

*Noon - Texas A&M at Florida (SEC Network)
*2 pm - Vanderbilt at South Carolina (SEC Network)
*2 pm - Tennessee at Ole Miss (ESPN)
*2 pm - Arkansas at Missouri (+)
*4 pm - Kentucky at Alabama (SEC Network)



Monday, Jan. 29

*6 pm - Georgia at Auburn (SEC Network)
*6 pm - LSU at Mississippi State (ESPN2)

Thursday, Feb. 1

*6 pm - Mississippi State at Kentucky (+)
*6 pm - Tennessee at Georgia (SEC Network)
*6:30 pm - Ole Miss at Vanderbilt (+)
*7 pm - South Carolina at Auburn (+)
*8 pm - Alabama at Arkansas (SEC Network)

Inside the Numbers

CATEGORY		
	AUBURN	GEORGIA
Points Per Game	66.9	65.6
Scoring Margin	+10.8	+1.3
Field Goal %	40.6%	41.1%
Opp. Field Goal %	37.4%	37.1%
3 pt Field Goal %	27.7%	27.0%
Opp. 3FG %	28.5%	32.8%
Rebounds	37.1	41.4
Opp. Rebounds	36.3	38.2
Rebound Margin	+0.8	+3.3
Turnovers	14.8	15.6
Opp. Turnovers	21.1	15.5
Steals	10.6	8.4
Opp. Steals	7.0	7.6
Blocks	3.4	3.5
Opp. Blocks	2.8	2.1

Associated Press Top 25

(Week 12: Jan. 22)

Rk	Team	Record	Prev
1	South Carolina (35)	17-0	1
2	UCLA	15-1	5
3	Colorado	16-2	3
4	Kansas State	18-1	7
5	Iowa	18-2	2
6	Stanford	17-2	8
7	NC State	16-2	4
8	Connecticut	16-3	9
9	LSU	18-2	10
10	Texas	18-2	11
11	Southern California	13-3	6
12	Ohio State	15-3	18
13	Baylor	15-2	12
14	Indiana	16-2	16
15	Notre Dame	14-3	19
16	Utah	13-5	20
17	Gonzaga	18-2	17
18	Louisville	16-3	13
19	Virginia Tech	14-4	14
20	North Carolina	14-5	23
21	Creighton	14-3	21
22	Syracuse	16-2	NR
23	Florida State	14-6	15
24	West Virginia	16-2	NR
25	Oregon State	15-3	NR

Also receiving votes: Marquette, Princeton, Iowa State, UNLV, Fairfield, **Washington State**, Miami, Green Bay, Virginia, Richmond.

USA TODAY Coaches' Top 25

(Week 12: Jan. 23)

Rk	Team	Record	Prev
1	South Carolina (32)	17-0	1
2	Kansas State	19-1	7
3	Colorado	16-2	3
4	UCLA	15-2	5
5t	Iowa	18-2	2
5t	Stanford	17-2	8
7	NC State	16-2	5
8	Connecticut	16-3	10
9	LSU	18-2	9
10	Southern California	13-3	4
11	Texas	18-2	11
12	Ohio State	15-3	15
13	Indiana	16-2	16
14	Utah	14-5	20
15	Baylor	15-3	13
16	Louisville	16-3	12
17	Gonzaga	18-2	17
18	Notre Dame	14-3	19
19	Virginia Tech	14-4	14
20	Creighton	14-3	21
21	North Carolina	14-5	24
22	Syracuse	16-2	25
23	West Virginia	16-2	NR
24	Florida State	14-6	18
25	Oregon State	15-3	NR

Also receiving votes: Marquette, Princeton, Miami, UNLV, Ball State, **Tennessee**, **Vanderbilt**, Iowa State, Richmond, Michigan State, **AUBURN**.

games. Shaw also led the Tigers with 15 points in the Alabama A&M win and scored 11 against Clemson. She is fourth on the team with 6.6 points/game and leads the outside attack with 21 3-pointers.

» Sophomore Kaitlyn Duhon started the season off with a bang, scoring 13 points along with 3 rebounds and 2 steals in the opener vs. JSU. She showed off her speed against Clemson, especially late in the first half, as she scored 10 points with 3 rebounds and 3 steals. She swiped a career-high 5 steals in just 10 minutes of action vs. Alabama State, and she earned her first start of the season at Ole Miss.

» Celia Sumbane and McKenna Eddings, both JUCO All-Americans last season, have played significant minutes. Both were huge in the win over Alabama State - Sumbane finished with 11 points, 7 rebounds, 5 steals and 3 assists, all career-highs. Eddings scored 10 points along with 2 rebounds, 2 assists and a steal. Eddings scored a career-high 14 points and was 4-of-5 from 3-point range vs. North Alabama, and she hit a key 3-pointer in the win over LSU. Eddings made her first Division I start vs. California, and Sumbane has started 10 games.

SHUT IT DOWN

» Auburn's defense has been among the best in the SEC so far this year. In six SEC games, Auburn is holding opponents an average of 12.8 points below their season scoring average.

» The biggest example was Auburn's home win over No. 7 LSU where the visiting Tigers - the nation's top scoring team - were held to 62 points, their lowest total of the season and more than 28 points below their season average (as of 1/26).

PACKING THE HOUSE

» The two largest crowds in Auburn women's basketball history have seen the Tigers defeat the defending national champions. The Jan. 14 game vs. LSU, the largest women's basketball crowd in Neville Arena history, was the second-largest to see a women's basketball game in Auburn.

» On Jan. 25, 2009, a crowd of 12,067 packed Beard-Eaves Memorial Coliseum as the Tigers defeated No. 10 Tennessee 82-68 with the Lady Vols fresh off the 2008 national title.

» Another huge crowd of 6,075 filed into Neville Arena as the Tigers retired DeWanna Bonner's No. 24 prior to a 78-65 win over Alabama on Jan. 21. That was the third-largest Auburn women's basketball crowd at Neville Arena and ranks 12th all-time.

TOP FIVE AUBURN WOMEN'S HOME CROWDS

Date	Opponent	Attendance	Result
1/25/09	Tennessee	12,067 (BEMC)	W 82-68
1/14/23	LSU	7,720 (Arena)	W 67-62
1/23/11	Tennessee	7,536 (Arena)	L 53-73
1/6/89	Tennessee	7,150 (BEMC)	W 65-59
2/22/09	Georgia	7,006 (BEMC)	W 65-59

TAKING DOWN THE CHAMPS

» Auburn earned one of the most significant wins in college basketball so far this season when the Tigers upset No. 7/4 LSU 67-62 on Jan. 14 at Neville Arena. A record crowd of 7,720 fans were on hand to watch Auburn end LSU's 16-game winning streak and take down the defending national champions.

» The win over LSU was Auburn's seventh all-

time over a defending national champion.

WINS OVER DEFENDING NATIONAL CHAMPIONS

Date	Opponent	Location	Score
1/14/24	LSU	Auburn	67-62
3/7/09	Tennessee	Little Rock*	78-58
1/25/09	Tennessee	Auburn	82-68
3/2/97	Tennessee	Chattanooga*	61-59
3/5/90	Tennessee	Albany, Ga.*	78-77
3/31/89	Louisiana Tech	Tacoma#	76-71
1/9/88	Tennessee	Knoxville	71-68

*SEC Tournament #Final Four

DEFENSE CREATING OFFENSE

» Auburn forced Alabama State into 40 turnovers in a 94-37 win on Dec. 13 at home. It tied for the second-most turnovers forced by Auburn in program history and was the most against a Division I opponent.

» The Tigers scored 53 points off those 40 turnovers, the most since at least 2005-06 when records on that statistic are available.

» Under Harris, the Tigers have forced 25 or more turnovers eight times and 30 or more on four occasions.

» Auburn is 33-0 all-time when forcing 30 or more turnovers in a game.

» The Tigers have forced 20 or more turnovers in 11 games this year; Auburn is 7-4 in those games.

TURNOVERS FORCED - ALL-TIME TOP 10

Date	Opponent	Turnovers	Result
12/17/00	Puerto Rico-Mayaguez	45	W 106-25
12/13/23	Alabama State	40	W 94-37
2/14/95	Lynn	40	W 107-25
12/29/03	Alabama A&M	39	W 95-28
12/5/01	Tennessee State	39	W 96-46
11/11/16	Troy	38	W 61-52
12/22/11	Central Connecticut St.	37	W 49-40
11/14/08	at Alabama A&M	37	W 91-53
12/18/22	Samford	36	W 91-37
11/29/17	ULM	35	W 67-41
12/16/15	Winthrop	35	W 76-33

TURNOVERS FORCED VS. SEC - ALL-TIME TOP 10

Date	Opponent	Turnovers	Result
3/3/13	Mississippi State	31	W 74-65
2/16/23	Texas A&M	29	W 65-55
1/2/20	at Vanderbilt	29	L 55-77
2/23/17	LSU	29	W 54-49
2/4/16	Vanderbilt	29	W 53-45
2/23/12	Alabama	29	W 81-40
1/9/00	South Carolina	29	W 73-50
1/9/93	Arkansas	29	W 68-49
2/3/19	Georgia	28	W 59-58
2/11/21	at Georgia	28	L 54-74

GRINCH MODE

» Auburn embraced the Christmas spirit - the Grinch's one of stealing, that is - in their win over Alabama State when they set a new program record with 28 steals in a 94-37 win. Senior Carsen McFadden swiped the record-breaking 25th steal in the 4th quarter.

» The previous Auburn record was 24 steals, tied most recently last season when the Tigers accomplished the feat against Samford on Dec. 19.

» Through games of Jan. 15, Auburn is one of 12 teams nationally to record at least 28 steals in a game and one of just three to do it against another Division I team. It was just the fifth time in the last five years for a Division I team to record 25 or more

steals against a DI opponent.

» The last SEC team to record at least at least 28 steals in a game, interestingly enough, was the 2013-14 Mississippi State Bulldogs - with then-assistant coach Johnnie Harris in her second year in Starkville. That team recorded 30 steals in a win over New Orleans. In that game, MSU was led with 7 steals by current Auburn assistant coach Savannah Carter, who filled the stat sheet with 10 points, 10 rebounds and 5 assists.

SINGLE-GAME STEALS - ALL-TIME TOP 10

Date	Opponent	Steals	Result
12/13/23	Alabama State	28	W 94-37
12/19/22	Samford	24	W 91-37
12/5/15	East Carolina	24	W 83-69
12/5/01	Tennessee State	24	W 96-46
12/21/04	Monmouth	23	W 73-44
12/7/03	Buffalo	23	W 82-32
12/17/00	Puerto Rico-Mayaguez	23	W 106-25
11/11/16	Troy	22	W 61-52
11/14/14	Troy	22	W 71-54
12/29/12	Samford	22	W 80-51

25+ STEALS VS. DIVISION I OPPONENT - LAST 10

Date	Team	Opponent	Steals
12/15/23	Marshall	Jacksonville	30
12/13/23	Auburn	Alabama State	28
11/9/23	East Carolina	USC Upstate	32
11/20/22	Ohio State	McNeese State	25
2/5/22	Norfolk State	Delaware State	27
12/19/20	Baylor	McNeese State	25
1/25/19	Lamar	Sam Houston	26
1/19/19	Hartford	UMass Lowell	26
12/20/18	Lamar	Pacific	25
12/11/18	LSU	McNeese State	25

UP TO THE CHALLENGE

» Auburn's 83-53 win over Clemson Nov. 30 in the final game of the inaugural ACC/SEC Challenge clinched a 7-7 tie in the 14-game event.

» Auburn's 30-point margin of victory was also the largest by any team, men or women, in the three-day Challenge.

» With wins by the Auburn men over Virginia Tech Nov. 29 and the women over Clemson Nov. 30, Auburn was one of just four SEC schools to win both the men's and women's contests in the Challenge (Arkansas, Kentucky, South Carolina were the others).

POWER OVER POWER

» Blowout wins over Power 5 opponents have been rare. The 83-53 win over Clemson Nov. 30 was the largest margin of victory for Auburn against a major conference opponent since a 77-38 win over Alabama during the 2018-19 season.

» The Clemson win, along with a 76-56 win over Rutgers, has given Auburn two wins of 20+ points over a major conference opponent this season; that hasn't happened since the 2008-09 season when the SEC Champion Tigers did it four times.

» Auburn has posted three wins over non-conference Power 5 opponents this season, the most since the 2008-09 season.

LAST 10 WINS OF 20+ VS. POWER 5 TEAMS

Date	Opponent	Location	Result
11/30/23	Clemson	Auburn	W 83-53
11/12/23	Rutgers	Piscataway	W 76-56
2/17/19	Alabama	Auburn	W 77-39
12/31/17	Florida	Auburn	W 84-55

1/8/17	Ole Miss	Auburn	W 83-60
2/14/16	Florida	Auburn	W 80-58
3/4/15	Florida	Little Rock	W 71-49
1/16/14	Alabama	Tuscaloosa	W 61-39
1/10/13	Ole Miss	Auburn	W 76-52
2/23/12	Alabama	Auburn	W 81-40

ON THIS DATE

» Auburn is 9-5 all-time on Jan. 29. The Tigers' last game on this date came in 2017, a 66-55 win at Alabama.

AUBURN HONOR ROLL

» **Savannah Scott:** SEC Freshman of the Week (11/14)

» **Honesty Scott-Grayson:** SEC Player of the Week (1/16); USBWA Ann Meyers Drysdale National Player of the Week (1/16)

SEEING DOUBLE

» Auburn's first double-double of the season came in game three as freshman Savannah Scott recorded 21 points and 11 rebounds in the Tigers' 76-56 win at Rutgers Nov. 12.

» Senior Taylen Collins earned the first double-double of her Auburn career and her 12th overall with 10 points and 10 rebounds in a win over Alabama A&M Nov. 26.

» Graduate student JaMya Mingo-Young recorded her first double-double as a Tiger and eighth of her career with 13 points, 10 rebounds and 7 assists in a win over North Alabama Dec. 31.

POST ME UP, SCOTTIE

» Freshman center Savannah Scott could not have asked for a better start to her Auburn career, scoring 50 points in her first three games.

» For her efforts in the opening week of the season, where she led Auburn in scoring twice and recorded her first career double-double with 21 points and 11 rebounds in a win at Rutgers, Scott was named the season's first SEC Freshman of the Week.

WORKING OVERTIME

» Auburn is 23-22 all-time in overtime games. The Tigers' last OT game was a 77-76 home win over Ole Miss on Jan. 22, 2023.

LAST 5 OVERTIME GAMES

Date	Opponent	Location	Result
1/22/23	Ole Miss	Auburn	W 77-76
1/6/22	at Missouri	Columbia	L 63-72
2/20/20	Mississippi State	Auburn	L 85-92
11/30/19	Dayton	Esteros, Fla.	W 76-74
2/3/19	Georgia	Auburn	W 59-58

NO. 24 NOW IN THE RAFTERS

» Auburn women's basketball retired DeWanna Bonner's No. 24 prior to the Jan. 21 win over Alabama.

» Bonner is Auburn's all-time leading scorer with 2,162 points and third in career rebounds with 1,047. She was the 2009 SEC Player of the Year and a two-time All-American, and is a 5-time WNBA All-Star.

» Bonner's No. 24 is the fifth jersey retired by Auburn women's basketball, joining Carolyn Jones (No. 21), Ruthie Bolton (No. 25), Becky Jackson (No. 34) and Vickie Orr (No. 50).

TIGERS IN THE PROS

» DeWanna Bonner, a 2009 Auburn graduate,

Auburn in the SEC & NCAA Stats

(Thru games of Jan. 26)

Category	Value	SEC	NCAA
Scoring Offense	66.9	12th	157th
Scoring Defense	56.1	3rd	29th
Scoring Margin	+10.8	8th	70th
Free Throw Pct.	.701	8th	194th
Field Goal Pct.	.406	13th	183rd
Field Goal Pct. Def.	.374	8th	60th
3-pt FG Pct.	.277	10th	281st
3-pt FG Pct. Def.	.285	6th	77th
Rebounds	37.1	13th	162nd
Rebound Margin	+0.8	11th	182nd
Blocks	3.4	11th	127th
Assists	13.1	9th	178th
Steals	10.6	3rd	38th
Turnover Margin	+6.3	2nd	11th
Turnovers Forced	21.1	2nd	18th
Assist/Turnover	0.9	10th	142nd
3-Point FG Made	3.4	12th	334th

INDIVIDUALS (All Games)

Scoring

Honesty Scott-Grayson	15.9	9th	110th
-----------------------	------	-----	-------

Rebounds

Taylen Collins	6.5	17th	--
----------------	-----	------	----

Field Goal Percentage

Honesty Scott-Grayson	.404	--	230th
-----------------------	------	----	-------

Assists

JaMya Mingo-Young	4.0	8th	125th
-------------------	-----	-----	-------

Free Throw Percentage

JaMya Mingo-Young	.826	3rd	88th
Honesty Scott-Grayson	.779	11th	170th

Steals

Mar'Shaun Bostic	1.7	15th	-
------------------	-----	------	---

Assist/Turnover Ratio

JaMya Mingo-Young	2.6	4th	28th
-------------------	-----	-----	------

Offensive Rebounds

Taylen Collins	2.7	10th	--
----------------	-----	------	----

completed her 14th season in the WNBA in 2023, her fourth with the Connecticut Sun. A five-time WNBA All-Star, Bonner helped lead the Sun to the WNBA semifinals, where they fell to the Las Vegas Aces.

» Former Tiger Charlene Thomas-Swinson, who played at Auburn from 1984-87, was an assistant coach for the Las Vegas Aces, who won the 2022 and 2023 WNBA titles.

» Unique Thompson, a 2021 graduate, is currently playing for Nadezhda Orenburg in Russia. Thompson was the No. 19 pick in the 2021 WNBA Draft by the Indiana Fever, and she signed a training camp contract with the Dallas Wings in 2022, but has not played in a WNBA regular-season game.

WELCOME TO THE FAMILY

» Two top in-state prospects signed National Letters of Intent with Auburn during the early signing period in November.

» The Tigers will welcome Jordan Hunter (5-8, G, Trussville, Ala./Hewitt-Trussville HS) and Syriah Daniels (6-0, G, Auburn, Ala./Auburn HS) to the Plains for the 2024-25 season. Daniels is the daughter of Marquis Daniels, former Auburn men's basketball player and current director of player development, and the late Shana Askew Daniels, a former Auburn women's basketball standout.

WORLD TRAVELING TIGERS

» Auburn players, coaches and staff took an 11-day trip to Europe in August, visiting four countries with overnight stays in Paris; Montreux, Switzerland; and Nice, France. The Tigers played a game in each location, winning all three.

T.O.U.G.H.

» Auburn's team motto this year is "TOUGH" - an acronym:

- T: Toughness
- O: Ownness
- U: Unbreakable
- G: Giving
- H: Honesty

THIS, THAT AND THE OTHER

» Two Tigers are wearing the SEC Graduate patch this season. Honesty Scott-Grayson graduated from Auburn in December 2022, and JaMya Mingo-Young earned her degree at Alabama in 2023 before transferring to the Plains.

» Redshirt freshman Audia Young is part of the SEC Women's Basketball Leadership Council.

» Young's No. 21 is technically retired, but the previous owner of that number - her mother, Carolyn Jones-Young - granted her permission to wear it at Auburn.

» Graduate assistant DeQuann "DQ" Gordon earned his Master's degree in Auburn's December graduation; he is now the Tigers' video coordinator.

THE COACH J SHOW

» The Coach J Show is a weekly show focusing on Auburn women's basketball that takes place every Monday during SEC play. The show originates from Baumhower's Victory Grille on Bent Creek Road in Auburn and can be seen live on the AuburnTigers YouTube page.

Auburn Career Assists

No.	Player	Years	Assists
1.	Whitney Boddie	2005-09	603
2.	Rena Halbrooks	1978-82	593
3.	Helene Baroody	1983-87	587
4.	Kristen Mulligan	1992-96	551
5.	Ruthie Bolton	1985-89	526
6.	Martha Monk	1979-81	525
7.	Chantel Tremiere	1987-91	490
8.	Janiah McKay	2015-19	448
9.	Tiffany Krantz	1996-2000	414
10.	Debra Larkin	1981-85	386
11.	Samantha Williams	1991-96	323
12.	Nicole Louden	2001-05	311
13.	Katie Frerking	2013-17	307
14.	Alli Smalley	2007-11	303
15.	Morgan Toles	2009-11	267
16.	Najat Ouardad	2011-13	259
17.	Cindy Sagrera	1981-84	254
18.	Mae Ola Bolton	1984-88	252
19.	Nitasha Brown	2002-06	236
20.	DeWanna Bonner	2005-09	226
21.	Tasha Hamilton	1997-2001	219
22.	Angie Hannah	1978-82	214
23.	Lynn Stevenson	1987-91	212
24.	LaRita Spencer	1999-2001	209
25.	Terryland Robinson	1989-93	207
26.	Diann McNeil	1984-88	202
27.	Justine Agbatan	1995-98	201
28.	Honesty Scott-Grayson	2020-present	200
	Nancy Derrick	2000-04	200
	Sherell Hobbs	2005-09	200

NCAA NET Report (AU & Opponents)

(As of 1/26/24)

Rk	Team	D1 Record	AU Result
1	South Carolina	18-0	--
10	LSU	18-3	W
22	Washington State	14-5	W
31	Texas A&M	15-4	L
32	Mississippi State	16-5	--
35	Alabama	15-6	W
49	Ole Miss	14-5	L
51	Vanderbilt	17-3	L
54	California	13-6	L
55	Tennessee	12-6	L
57	Florida	10-8	--
62	Arkansas	15-6	--
63	AUBURN	13-6	
72	Missouri	11-9	--
86	UCF	8-8	L
91	Clemson	8-12	W
92	Georgia	10-9	--
137	Norfolk State	12-5	W
140	UAB	14-4	W
160	Rutgers	6-15	W
165	Kentucky	8-11	--
219	Louisiana-Lafayette	5-10	W
233	Little Rock	6-12	W
251	North Alabama	5-12	W
267	Jacksonville State	4-11	W
268	Alabama A&M	7-9	W
357	Alabama State	1-15	W

Auburn Career Scoring

No.	Player	Years	Points
1.	DeWanna Bonner	2005-09	2,162
2.	Becky Jackson	1980-84	2,068
3.	Vickie Orr	1985-89	2,035
4.	Marianne Merritt	1975-79	1,979
5.	Carolyn Jones	1988-91	1,831
6.	Natasha Brackett	2001-05	1,716
7.	Janiah McKay	2015-19	1,647
8.	Brandy Montgomery	2013-17	1,644
9.	Mae Ola Bolton	1984-88	1,616
10.	Alli Smalley	2007-11	1,601
11.	Angie Hannah	1978-82	1,583
12.	Unique Thompson	2017-21	1,540
13.	Tyrese Tanner	2010-14	1,515
14.	Le'Coie Willingham	1999-03	1,475
15.	Lori Monroe	1979-83	1,415
16.	Tasha Hamilton	1997-01	1,402
17.	Sherell Hobbs	2005-09	1,372
18.	Linda Godby	1986-90	1,365
19.	Honesty Scott-Grayson	2020-pres.	1,352
20.	Tra'CEE Tanner	2012-16	1,327
21.	Debra Larkin	1981-85	1,310
22.	C.C. Hayden	1989-92	1,306
23.	Katie Frerking	2013-17	1,271
24.	Consweila Sparrow	1997-00	1,249
25.	Blanche Alverson	2009-13	1,244
	Brenda Hill	1981-85	1,222
27.	Daisa Alexander	2016-20	1,215
28.	Monique Morehouse	1992-96	1,191
29.	Lauretta Freeman	1989-93	1,188
30.	Hasina Muhammad	2001-15	1,184
	Sharon Stewart	1984-88	1,184
32.	Ruthie Bolton	1985-89	1,176
33.	Tiffany Krantz	1996-2000	1,136
34.	Samantha Williams	1992-96	1,106
35.	KeKe Carrier	2005-10	1,017
36.	Helene Baroody	1983-87	1,011

Auburn Career 3-Pointers Made

No.	Player	Years	3FG
1.	Alli Smalley	2007-11	219
2.	Blanche Alverson	2009-13	213
3.	Brandy Montgomery	2013-17	205
4.	Tiffany Krantz	1996-00	184
5.	Natasha Brackett	2001-05	171
6.	Samantha Williams	1992-96	161
7.	Kristen Mulligan	1992-96	149
8.	Katie Frerking	2013-17	147
9.	Daisa Alexander	2016-20	130
10.	Honesty Scott-Grayson	2020-pres.	103
	Carolyn Jones	1988-91	103

Auburn Career Scoring Average

No.	Player	Years	Avg.
1.	Marianne Merritt	1975-79	20.4
2.	Carolyn Jones	1988-91	18.3
3.	Becky Jackson	1980-84	17.8
4.	DeWanna Bonner	2005-09	17.2
5.	Vickie Orr	1985-89	15.5
6.	Consweila Sparrow	1997-00	14.5
7.	Unique Thompson	2017-21	14.1
8.	Natasha Brackett	2001-05	14.0
9.	Honesty Scott-Grayson	2020-present	13.8
	C.C. Hayden	1989-92	13.6

TIGERS' RECORD WHEN...

	2023-24	Harris Era
At Home.....	10-2	32-14
On the Road.....	3-4	6-22
At a Neutral Site.....	0-0	1-3
When wearing white.....	8-2	29-15
When wearing orange.....	2-0	2-0
When wearing blue.....	3-4	7-23
When wearing pink.....	0-0	1-1
Leading at the half.....	10-2	32-6
Trailing at the half.....	3-4	7-33
Tied at the half.....	0-0	0-0
Scores 100+ points.....	0-0	0-0
Scores 90-99 points.....	1-0	4-0
Scores 80-89 points.....	1-0	5-1
Scores 70-79 points.....	5-0	19-2
Scores 60-69 points.....	5-1	9-10
Scores fewer than 60 points.....	1-5	2-26
Holds opponent under 60 points.....	8-2	22-8
Holds opponent under 50 points.....	6-0	14-0
Holds opponent under 40 points.....	2-0	3-0
Force 25 or more turnovers.....	3-0	8-0
Shoots 50% FG or better.....	0-0	6-0
Shoots 40-49% FG.....	12-0	25-11
Shoots 39.9% or under FG.....	1-6	6-28
Holds opponent under 40% FG.....	8-2	29-8
Holds opponent under 30% FG.....	3-0	10-0
Shoots higher FG% than opponent.....	10-0	32-4
Shoots lower FG% than opponent.....	3-6	7-35
Shoots same FG% as opponent.....	0-0	0-0
Shoots higher FT% than opponent.....	6-2	19-13
Shoots lower FT% than opponent.....	7-4	18-26
Shoots same FT% as opponent.....	0-0	2-0
Out-rebounds opponent.....	8-1	20-7
Out-rebounded by opponent.....	4-5	17-30
Tied in rebounds.....	1-0	2-2
Versus ranked opponent.....	1-0	4-7
In overtime.....	0-0	1-1
Games decided by 3 points or less.....	0-2	4-7
Games decided by 4-5 points.....	1-0	2-2
Games decided by 6-10 points.....	3-2	10-10
Games decided by 11-20 points.....	3-1	8-10
Games decided by 21-30 points.....	4-1	8-4
Games decided by 30+ points.....	2-0	7-6
In November.....	5-2	13-7
In December.....	6-0	13-1
In January.....	2-4	6-17
In February.....	0-0	3-11
In March.....	0-0	1-3

2023-24 Auburn Superlatives...

First Half

Most points scored in the first quarter.....	27 vs. Alabama State (12/13/23)
Most points scored in the second quarter.....	27 at Rutgers (11/12/23)
Most points scored in the first half.....	46 vs. Alabama State (12/13/23)
Fewest points scored in the first half.....	16 vs. Louisiana-Lafayette (11/9/23)
Fewest points allowed in the first half.....	13 vs. Alabama State (12/13/23)
Most points allowed in the first half.....	37 vs. LSU (1/14/24)
Best FG % in the first half.....	.542 at Little Rock (12/10/23)
Worst FG % in the first half.....	.212 at Ole Miss (1/11/24)
Best FG % by an opponent in the first half.....	.591 vs. Washington State (12/20/23)
Worst FG % by an opponent in the first half.....	.231 vs. Alabama A&M (11/27/23)
Most rebounds in the first half.....	27 vs. Jacksonville State (11/6/23)
Fewest rebounds in the first half.....	15 at Rutgers (11/12/23), Washington State (12/20/23), Texas A&M (1/7/24)
Most rebounds by an opponent in the first half.....	25 at Ole Miss (1/11/24)
Fewest rebounds by an opponent in the first half.....	9 vs. Alabama State (12/13/23)

Second Half

Most points scored in the third quarter.....	30 vs. Alabama State (12/13/23)
Most points scored in the fourth quarter.....	28 vs. Alabama (1/21/24)
Most points scored in an overtime period.....	
Most points scored in the second half.....	49 vs. North Alabama (12/31/23)
Fewest points scored in the second half.....	24 at Texas A&M (1/7/24)
Fewest points allowed in the second half.....	19 vs. Norfolk State (12/16/23)
Most points allowed in the second half.....	43 vs. Tennessee (1/4/24)
Best FG % in the second half.....	.538 vs. Washington State (12/20/23)
Worst FG % in the second half.....	.250 vs. Tennessee (1/4/24)
Best FG % by an opponent in the second half.....	.560 vs. Tennessee (1/4/24)
Worst FG % by an opponent in the second half.....	.259 vs. Norfolk State (12/16/23)
Most rebounds in the second half.....	25 vs. Louisiana-Lafayette (11/9/23)
Fewest rebounds in the second half.....	11 at Vanderbilt (1/18/24)
Most rebounds by an opponent in the second half.....	25 vs. California (11/17/23) & vs. Tennessee (1/4/24)
Fewest rebounds by an opponent in the second half.....	9 vs. Louisiana-Lafayette (11/9/23)

Game

Most points scored.....	94 vs. Alabama State (12/13/23)
Fewest points scored.....	44 at Texas A&M (1/7/24)
Most points allowed.....	75 vs. Tennessee (1/4/24)
Fewest points allowed.....	37 vs. Alabama State (12/13/23)
Best FG %.....	.475 vs. Jacksonville State (11/6/23) & vs. Clemson (11/30/23)
Worst FG %.....	.291 at Ole Miss (1/11/24)
Best FG % by an opponent.....	.500 vs. Tennessee (1/4/24)
Worst FG % by an opponent.....	.262 vs. Alabama A&M (11/27/23)
Most rebounds.....	46 vs. Louisiana-Lafayette (11/9/23)
Fewest rebounds.....	29 at Texas A&M (1/7/24)
Most rebounds by an opponent.....	47 vs. Tennessee (1/4/24)
Fewest rebounds by an opponent.....	25 at Little Rock (12/10/23)

Miscellaneous

Highest-scoring quarter.....	30, 3Q vs. Alabama State (12/13/23)
Lowest-scoring quarter.....	4, 1Q vs. Louisiana-Lafayette (11/9/23)
Highest-scoring opponent quarter.....	25, 4Q at UAB (12/3/23)
Lowest-scoring opponent quarter.....	2, 1Q vs. Alabama State (12/13/23)
Largest margin in a single quarter.....	+25 (27-2), vs. Alabama State (12/13/23)
Largest margin of victory.....	57 vs. Alabama State (12/13/23)
Smallest margin of victory.....	5 vs. LSU (1/14/24)
Largest margin of defeat.....	22 at Texas A&M (1/7/24)
Smallest margin of defeat.....	3 at Ole Miss (1/11/24) & at Vanderbilt (1/18/24)
Largest halftime lead.....	33 vs. Alabama State (12/13/23)
Smallest halftime lead.....	1 at Vanderbilt (1/18/24)
Times tied at halftime.....	
Largest halftime deficit.....	12 vs. California (11/17/23) & at Texas A&M (1/7/24)
Smallest halftime deficit.....	1 at UCF (11/20/23)
Largest rebounding margin.....	+16 vs. Louisiana-Lafayette (11/9/23)
Smallest rebounding margin.....	+1 vs. Washington State (12/20/23)
Last time tied in rebounding.....	42-42 vs. Alabama A&M (11/27/23)
Largest rebounding deficit.....	-14 at Texas A&M (1/7/24)
Smallest rebounding deficit.....	-1 at Vanderbilt (1/18/24)
Largest deficit overcome to win game.....	13 at Rutgers (11/12/23)
Largest lead lost.....	11 vs. Tennessee (1/4/24)

MISCELLANEOUS STATISTICS (incl. previous schools)

Double-Doubles	Season	Career
Taylen Collins	1	12
JaMya Mingo-Young	1	8
Savannah Scott	1	1
Honesty Scott-Grayson	0	3

30+ Point Games	Season	Career
Honesty Scott-Grayson	0	2

20+ Point Games	Season	Career
Honesty Scott-Grayson	3	17
Savannah Scott	1	1
Mar'Shaun Bostic	0	1
Taylen Collins	0	1

10+ Rebound Games	Season	Career
Taylen Collins	2	18
JaMya Mingo-Young	1	11
Savannah Scott	1	1
Honesty Scott-Grayson	0	3

10+ Assist Games	Season	Career
Honesty Scott-Grayson	1	8
JaMya Mingo-Young	1	5
Celia Sumbane	1	1
Kaitlyn Duhon	1	1
Mar'Shaun Bostic	1	1
Taylen Collins	0	3

5+ Steal Games	Season	Career
Honesty Scott-Grayson	1	8
JaMya Mingo-Young	1	5
Celia Sumbane	1	1
Kaitlyn Duhon	1	1
Mar'Shaun Bostic	1	1
Taylen Collins	0	3

5+ Block Games	Season	Career
Honesty Scott-Grayson	12	41
Sydney Shaw	2	4
Savannah Scott	2	2
Mar'Shaun Bostic	1	2
JaMya Mingo-Young	1	1
McKenna Eddings	1	1

GAMES LED AUBURN IN...

Scoring	Season	Career
Honesty Scott-Grayson	12	41
Sydney Shaw	2	4
Savannah Scott	2	2
Mar'Shaun Bostic	1	2
JaMya Mingo-Young	1	1
McKenna Eddings	1	1

Rebounding	Season	Career
Taylen Collins	9	9
JaMya Mingo-Young	5	5
Savannah Scott	2	2
Honesty Scott-Grayson	1	15
Oyindamola Akinbolawa	1	3
Sydney Shaw	1	2
Celia Sumbane	1	1
Kaitlyn Duhon	0	4
Mar'Shaun Bostic	0	1

Assists	Season	Career
JaMya Mingo-Young	12	12
Honesty Scott-Grayson	4	24
Mar'Shaun Bostic	3	16
McKenna Eddings	2	2
Sydney Shaw	1	11
Taylen Collins	1	1
Celia Sumbane	1	1
Kaitlyn Duhon	0	1
Carsen McFadden	0	1

(includes games where lead was shared)

2023-24 DOUBLE-DOUBLES

Savannah Scott at Rutgers - 21 pts, 11 reb
 Taylen Collins vs. Alabama A&M - 10 pts, 10 reb
 JaMya Mingo-Young vs. UNA - 13 pts, 10 reb

Last Time an Auburn Team...

Scored 90 points Auburn 94, Alabama State 37, in Auburn, Ala. (Dec. 13, 2023)
 Scored 90 points in an SEC game Auburn 95, Missouri 82, in Columbia, Mo. (Feb. 27, 2020)
 Scored 100 points Auburn 119, Sam Houston State 54, in Auburn, Ala. (Dec. 5, 2008)
 Scored 100 points against an SEC opponent Auburn 102, Tennessee 96, SEC Tournament in Albany, Ga. (Mar. 6, 1987)
 Scored 100 points in an SEC regular-season game Auburn 111, Vanderbilt 67, in Auburn, Ala. (Feb. 18, 1987)
 Scored 100 points at home Auburn 119, Sam Houston State 54, in Auburn, Ala. (Dec. 5, 2008)
 Scored 100 points in a true road game Auburn 103, Mercer 29, in Macon, Ga. (Feb. 23, 1987)
 Scored 110+ points Auburn 119, Sam Houston State 54, in Auburn, Ala. (Dec. 5, 2008)
 Scored 80 points and lost Indiana 96, Auburn 81, in Las Vegas, Nev. (Nov. 25, 2022)
 Scored 90 points and lost Kentucky 91, Auburn 90 [2OT], in Auburn, Ala. (Feb. 2, 1986)
 Scored 100 points and lost Never
 Scored 50-59 points in a half 51 (1st half) vs. Charleston Southern in Auburn, Ala. (Nov. 26, 2021)
 Scored 60 or more points in a half 62 (2nd half) vs. Drake in New Orleans, La. (Dec. 21, 2016)
 Scored 30 or more points in a quarter 30 (3rd quarter) - vs. Alabama State in Auburn, Ala. (Dec. 13, 2023)
 Scored 50 points or less in a game Vanderbilt 53, Auburn 50 in Nashville, Tenn. (Jan. 18, 2024)
 Scored 50 points or less and won Auburn 47, Missouri 45 [SEC] in Jacksonville, Fla. (March 3, 2016)
 Scored 40 points or less in a game South Carolina 75, Auburn 38, in Columbia, S.C. (Feb. 17, 2022)
 Scored less than 10 points in a quarter 9 points (4th quarter) at Vanderbilt in Nashville, Tenn. (Jan. 18, 2024)
 Scored less than 20 points in a 1st half 16 points vs. UL-Lafayette in Auburn, Ala. (Nov. 9, 2023)
 Scored less than 20 points in a 2nd half 17 points at South Carolina in Columbia, S.C. (Feb. 17, 2022)
 Had 35+ rebound margin 36 - (52-16) vs. Alabama A&M in Normal, Ala. (Nov. 19, 2013)
 Had 25+ rebound margin 33 - (53-26) vs. Grambling State in Auburn, Ala. (Nov. 6, 2018)
 Had 20+ rebound margin 20 (51-31) vs. Alabama State in Auburn, Ala. (Nov. 16, 2021)
 Attempted 30 free throws 30 - vs. Clemson in Auburn, Ala. (Nov. 30, 2023)
 Attempted 35 free throws 35 - vs. Charleston Southern in Auburn, Ala. (Nov. 26, 2021)
 Attempted 40 free throws 41 - vs. Alabama State in Auburn, Ala. (Nov. 15, 2006)
 Attempted 5 free throws or less 3 - at Texas A&M in College Station, Texas (Feb. 23, 2020)
 Did not attempt a free throw Never
 Made 20-24 free throws 21 - vs. Alabama in Auburn, Ala. (Jan. 11, 2024)
 Made 25+ free throws 26 - vs. Charleston Southern in Auburn, Ala. (Nov. 26, 2021)
 Made 30 free throws 31 - vs. Northwestern State (31-43) (Dec. 30, 2003)
 Had 25 assists 25 - vs. Alabama State in Auburn, Ala. (Dec. 13, 2023)
 Had 25 turnovers 27 - vs. Georgia in Auburn, Ala. (Jan. 3, 2021)
 Had 10 turnovers or less 6 - vs. Tennessee in Auburn, Ala. (Jan. 4, 2024)
 Had 25+ steals 28 (program record) - vs. Alabama State in Auburn, Ala. (Dec. 13, 2023)
 Had 20-24 steals 24 - vs. Samford in Auburn, Ala. (Dec. 18, 2022)
 Had 15-19 steals 17 - vs. Clemson in Auburn, Ala. (Nov. 30, 2023)
 Had 10-14 blocks 10 - vs. Louisiana Tech in Auburn, Ala. (Nov. 19, 2017)
 Had 15+ blocks 15 - at Florida International in Miami, Fla. (Dec. 29, 2014)
 Won an overtime game Auburn 77, Ole Miss 76 [10T] in Auburn, Ala. (Jan. 22, 2023)
 Lost an overtime game Missouri 72, Auburn 63 [10T] in Columbia, Mo. (Jan. 6, 2022)
 Played a double overtime game Auburn 70, Alabama 65 [2OT] in Auburn, Ala. (Feb. 27, 2014)
 Played three or more overtimes Never
 Shot 70% for a half 71.4% (15-of-21), 2nd half vs. UL-Lafayette in Auburn, Ala. (Dec. 11, 2022)
 Shot 60% for a game 60.4% (29-of-48) vs. Oklahoma State in Auburn, Ala. (Dec. 5, 2021)
 Shot less than 30% for a game 29.1% (16-of-55) at Ole Miss in Oxford, Miss. (Jan. 11, 2024)
 Shot 90-99.9% from the free throw line (min. 10 attempts) 91.7% (11-of-12) vs. North Alabama in Auburn, Ala. (Dec. 31, 2023)
 Shot 100% from the free throw line (min. 10 attempts) 100% (16-of-16) vs. Texas A&M in Auburn, Ala. (Jan. 7, 2018)
 Shot 50% on 3-pointers (minimum 5 attempts) 50.0% (8-of-16) vs. North Alabama in Auburn, Ala. (Dec. 31, 2023)
 Shot 20-30% in a half 21.2% (7-of-33), 1st half vs. Ole Miss in Oxford, Miss. (Jan. 11, 2024)
 Shot less than 20% in a half 19.4% (7-of-36), 1st half vs. South Carolina in Auburn, Ala. (Feb. 4, 2021)
 Shot 55% or better and lost 58.1% (25-of-43) vs. Tennessee (Jan. 20, 2005)
 Made 10+ 3-point field goals 10-of-20 vs. Samford in Auburn, Ala. (Dec. 18, 2022)
 Failed to make a 3-point field goal 0-of-16 at Alabama in Tuscaloosa, Ala. (Feb. 12, 2023)
 Had 60+ rebounds 61 - vs. Stephen F. Austin in Auburn, Ala. (Dec. 17, 2007)
 Had 50-59 rebounds 52 vs. Florida in Auburn, Ala. (Jan. 30, 2023)
 Defeated a Top-25 opponent Auburn 67, #7 LSU 62, in Auburn, Ala. (Jan. 14, 2024)
 Defeated a Top-10 opponent Auburn 67, #7 LSU 62, in Auburn, Ala. (Jan. 14, 2024)
 Defeated a Top-25 opponent on the road Auburn 59, #18 Georgia Tech 51, in Atlanta, Ga. (Nov. 21, 2021)
 Won a 1-point game Auburn 77, Ole Miss 76 (OT) in Auburn, Ala. (Jan. 22, 2023)
 Lost a 1-point game Clemson 56, Auburn 55, in Clemson, S.C. [WNIT] (March 20, 2023)

Last Time an Auburn Player...

Scored 25-29 points 26 - Aicha Coulibaly vs. Tennessee in Auburn, Ala. (Jan. 27, 2022)
 Scored 30-34 points 31 - Aicha Coulibaly vs. Ole Miss in Auburn, Ala. (Jan. 22, 2023)
 Scored 35 points 35 - DeWanna Bonner vs. Tennessee in Auburn, Ala. (Jan. 25, 2009)
 Scored 40 points 41 - Conswella Sparrow vs. South Alabama (Feb. 17, 1998)
 Had 15-19 rebounds 16 - Kharyssa Richardson vs. Florida in Auburn, Ala. (Jan. 30, 2023)
 Had 20+ rebounds 23 - Unique Thompson vs. Belmont in Auburn, Ala. (Dec. 20, 2020)
 Had 10 assists 10 - Daisa Alexander vs. LSU in Auburn, Ala. (Feb. 16, 2020)
 Had 15 assists 18 - Martha Monk vs. Alabama State (Feb. 18, 1981)
 Had 5 blocks 6 - Unique Thompson vs. Louisiana Tech in Auburn, Ala. (Nov. 19, 2017)
 Had 10 blocks 13 - Marita Payne vs. Arkansas (Feb. 3, 2005)
 Had 5 steals 5 - JaMya Mingo-Young vs. Tennessee in Auburn, Ala. (Jan. 4, 2024)
 Had 8 steals 8 - Brandy Montgomery vs. East Carolina in Auburn, Ala. (Dec. 5, 2015)
 Had 10 steals 10 - Kristen Mulligan vs. Northeast Illinois in Auburn, Ala. (Dec. 18, 1992)
 Made 10 field goals 10 - Honesty Scott-Grayson vs. Alabama State in Auburn, Ala. (Dec. 13, 2023)
 Made 15 field goals 15 - Conswella Sparrow (15-16) vs. South Alabama (Feb. 17, 1998)
 Attempted 20-24 field goals 23 - Honesty Scott-Grayson (6-23) at Vanderbilt in Nashville, Tenn. (Jan. 18, 2024)
 Attempted 25 field goals 25 - Unique Thompson (7-25) at Georgia in Athens, Ga. (Feb. 11, 2021)
 Made 5+ three-point field goals 5 - Annie Hughes vs. Charleston Southern in Auburn, Ala. (Nov. 26, 2021)
 Made 8 three-point field goals 8 - Tiffany Krantz vs. Troy State in Auburn, Ala. (Nov. 21, 1997)
 Attempted 10 three-point field goals 11 - Honesty Scott-Grayson vs. UL-Lafayette in Auburn, Ala. (Nov. 9, 2023)
 Attempted 15 three-point field goals 16 - Brandy Montgomery at Marquette in Milwaukee, Wis. (Dec. 13, 2021)
 Made 10 free throws 12 - JaMya Mingo-Young in Auburn, Ala. (Dec. 16, 2023)
 Made 15 free throws Never

SEC PRESEASON POLL (Media Vote)

Order of Finish

1. LSU
2. South Carolina
3. Tennessee
4. Ole Miss
5. Mississippi State
6. Arkansas
7. Georgia
8. Texas A&M
9. Alabama
10. Florida
11. Missouri
12. Auburn
13. Kentucky
14. Vanderbilt

Player of the Year

Angel Reese, LSU

Preseason All-SEC First Team

Flau'Jae Johnson, LSU
 Angel Reese, LSU
 Hailey Van Lith, LSU
 Kamila Cardoso, South Carolina
 Rickea Jackson, Tennessee

Preseason All-SEC Second-Team

Anneesah Morrow, LSU
 Madison Scott, Ole Miss
 Jessika Carter, Mississippi State
 Jewel Spear, Tennessee
 Aicha Coulibaly, Texas A&M
 Jordyn Cambridge, Vanderbilt

SEC PRESEASON POLL (Coaches' Vote)

Order of Finish

1. LSU
2. South Carolina
3. Tennessee
4. Ole Miss
5. Mississippi State
6. Texas A&M
7. Arkansas
8. Alabama
9. Georgia
10. Florida
11. Missouri
12. Auburn
13. Vanderbilt
14. Kentucky

Player of the Year

Angel Reese, LSU

All-SEC First Team

Angel Reese, LSU
 Hailey Van Lith, LSU
 Madison Scott, Ole Miss
 Jessika Carter, Mississippi State
 Hayley Frank, Missouri
 Kamilla Cardoso, South Carolina
 Rickea Jackson, Tennessee
 Jannah Barker, Texas A&M

All-SEC Second Team

Makayla Daniels, Arkansas
 Flau'Jae Johnson, LSU
 Anneesah Morrow, LSU
 Erynn Barnum, Mississippi State
 Jerkaila Jordan, Mississippi State
 Te-Hina Paopao, South Carolina
 Tamari Key, Tennessee
 Jewel Spear, Tennessee
 Aicha Coulibaly, Texas A&M

Shot 100% from the field (min. 5 attempts)..... Romi Levy (6-6) vs. North Florida in Auburn, Ala. (Dec. 20, 2022)
Shot 100% at the free throw line (min. 10 attempts)..... JaMya Mingo-Young (12-12) vs. Norfolk State (Dec. 16, 2023)
Made 20+ consecutive free throws..... JaMya Mingo-Young (29): first at UAB, last at Texas A&M (Dec. 3, 2023-Jan. 7, 2024)
Had a double-double..... JaMya Mingo-Young (13 pts/10 reb) vs. North Alabama in Auburn, Ala. (Dec. 31, 2023)
 Had 2 consecutive double-doubles..... Aicha Coulibaly: 23/11 vs. Kennesaw, 17/12 at Alabama (Dec. 20, 2021-Jan. 2, 2022)
 Had 3 consecutive double-doubles..... Unique Thompson: 14/14 at Florida, 22/10 vs. Kentucky, 10/10 at Alabama (Jan. 17-24, 2021)
 Had 13 consecutive double-doubles..... Unique Thompson: First vs. BYU; last at Vandy (March 23, 2019-Jan. 2, 2020)
 Had 18 consecutive double-doubles (AU record)..... Laurretta Freeman: First vs. Furman, Last vs. Oral Roberts (Dec. 29, 1992-Feb. 23, 1993)
 Had a double-double at halftime..... Unique Thompson (16 pts/10 rebs) at Iowa State in Ames, Iowa (Nov. 13, 2018)
 Two players had a double-double..... K. Richardson (15 pts/16 reb) & A. Coulibaly (14 pts/11 reb) vs. Florida in Auburn, Ala. (Jan. 30, 2023)
 Recorded a double-double with points and assists..... Jannah McKay (16 pts/10 assists) vs. Grambling State (Nov. 6, 2018)
 Scored 20 points & had 20 rebounds..... Unique Thompson (20 pts/23 reb) vs. Belmont in Auburn, Ala. (Dec. 20, 2020)
 Had a triple-double..... Whitney Boddie (24 pts./11 rebs./12 ast.) vs. Sam Houston State (Dec. 5, 2008)
 Two or more players scored 20 points..... Coulibaly (22) & Scott-Grayson (22) vs. Indiana in Las Vegas, Nev. (Nov. 25, 2022)
 Three players scored 20 points..... Benton (23), Howard (22), Alexander (21) at Missouri in Columbia, Mo. (Feb. 27, 2020)
 Two players scored 30 points..... Laticia Morris (33) & Tara Williams (30) vs. South Alabama (Jan. 14, 1997)
 Had 2 straight 25-point games..... Jannah McKay: 27 at South Carolina, 26 vs. Arkansas (Jan. 11-14, 2018)
 Had 3 straight 25-point games..... Jannah McKay: 25 pts vs. Texas A&M, 27 pts at South Carolina, 26 pts vs. Arkansas (Jan. 7-14, 2018)
 Zero players scored in double figures..... at South Carolina in Columbia, S.C. (Feb. 17, 2022)
Only one player scored in double figures..... Honesty Scott-Grayson (16) vs. Ole Miss in Oxford, Miss. (Jan. 11, 2024)
Five players scored in double figures..... Eddings (14), Mingo-Young (13), Shaw, Scott-Grayson, Duhon (11) vs. North Alabama (Dec. 31, 2023)
 Six players scored in double figures..... McKay/Benton (16), Primm (15), Thompson (14), Alexander/Jones (13) vs. Grambling (Nov. 6, 2018)
 Seven players scored in double figures..... Carrier (19 pts.), Bonner (18 pts.), Smalley (16 pts.), Boddie (13 pts.)
 R. Hobbs (13 pts.), Hilliard (13 pts.) & S. Hobbs (10 pts.) vs. Sam Houston State (Dec. 5, 2008)
 Two players had 10 rebounds..... Aicha Coulibaly (10) and Precious Johnson (10) at Kentucky in Lexington, Ky. (Feb. 27, 2022)
 Three players had 10 rebounds..... J. Greenleaf (12 rebs.), D. Bonner (12 rebs.) & W. Boddie (10 rebs.) vs. Oakland (Nov. 21, 2007)
 Played every minute..... Honesty Scott-Grayson (40:00) at Alabama in Tuscaloosa, Ala. (Jan. 2, 2022)
 Played 40 or more minutes in OT game..... S. Wells (43:38) & H. Scott-Grayson (43:00) at Missouri in Columbia, Mo. (Jan. 6, 2022)
 Attempted a slam dunk..... Hasina Muhammad vs. St. John's in Auburn, Ala. (Dec. 6, 2013)
 Made a shot from half-court or beyond..... Brooke Moore (end 2nd quarter) vs. Alabama State in Auburn, Ala. (Dec. 29, 2018)
 Every Auburn player dressed scored..... 11 players vs. Samford in Auburn, Ala. (Dec. 18, 2022)

Last Time an Auburn Opponent...

Shot less than 30% in a game (SEC)..... Arkansas - 26.9% (14-of-52) in Auburn, Ala. (Feb. 5, 2023)
Shot less than 30% in a game (Non-conf)..... Norfolk State - 27.6% (16-of-58) in Auburn, Ala. (Dec. 16, 2023)
 Shot 60% or better in a game..... South Carolina - 63.2% (36-of-57) in Columbia, S.C. (Jan. 5, 2023)
 Scored 90 points..... South Carolina 94, Auburn 42, in Columbia, S.C. (Jan. 5, 2023)
 Scored 100 points..... Georgia 102, Auburn 72 in Athens, Ga. (Mar. 3, 1984)
 Scored 100 points at Auburn..... Tuskegee 105, Auburn 98 (2OT) (Feb. 12, 1979)
 Had 25+ rebound margin..... 37 - South Carolina (62-25) in Columbia, S.C. (Feb. 17, 2022)
 Had a 20-24 rebound margin..... 24 - South Carolina (50-26) in Auburn, Ala. (Feb. 9, 2023)
Scored 5 points or less in a quarter..... 2 - Alabama State (1st quarter) in Auburn, Ala. (Dec. 13, 2023)
Scored less than 10 points in a quarter..... 6 - Alabama (1st quarter) in Auburn, Ala. (Jan. 21, 2024)
 Scored less than 10 points in all four quarters..... Winthrop (9-8-8-8) in Auburn, Ala. (Dec. 16, 2015)
 Scored 30 or more points in a quarter..... 30 - Kentucky (1st quarter) in Lexington, Ky. (Feb. 27, 2022)
 Scored less than 10 points in a half..... 9 - USC Upstate (1st half) in Auburn, Ala. (Nov. 25, 2020)
Scored less than 20 points in a half..... 19 - Norfolk State (2nd half) in Auburn, Ala. (Dec. 16, 2023)
 Had 50 rebounds..... 50 - South Carolina in Auburn, Ala. (Feb. 9, 2023)
 Had 25 assists..... 25 - South Carolina in Columbia, S.C. (Jan. 5, 2023)
Had 25-29 turnovers..... 27 - Norfolk State in Auburn, Ala. (Dec. 16, 2023)
 Had 30-34 turnovers..... 33 - Sam Houston in Auburn, Ala. (Nov. 8, 2022)
Had 35+ turnovers..... 40 - Alabama State in Auburn, Ala. (Dec. 13, 2023)
 Had 15 steals..... 21 - Belmont in Auburn, Ala. (Dec. 20, 2020)
 Had 10 blocks..... 13 - LSU in Auburn, Ala. (Jan. 9, 2022)
Failed to make a 3-point field goal..... LSU (0-2) in Auburn, Ala. (Jan. 14, 2024)
 Attempted 35 free throws..... 39 - Arkansas in Auburn, Ala. (Feb. 5, 2023)
 Made 30 free throws..... 30 - Arkansas (Jan. 22, 1995)
 Made 10+ three-point field goals..... 10 - Kentucky in Lexington, Ky. (Feb. 27, 2022)
 Made 15+ three-point field goals..... 15 - Alabama in Auburn, Ala. (Feb. 14, 2021)
Scored 41-50 points in a game..... 45 - Little Rock in Little Rock, Ark. (Dec. 10, 2023)
Scored 31-40 points in a game..... 39 - Norfolk State in Auburn, Ala. (Dec. 16, 2023)
 Scored 30 points or less..... 26 - Georgia in Athens, Ga. (Feb. 22, 2015)
 Scored 25 points or less..... 25 - Puerto Rico-Mayaguez (Dec. 17, 2000)

Last Time an Opposing Player...

Scored 30+ points (non-conference)..... 35 - Ajah Wayne of Old Dominion in Auburn, Ala. (Nov. 14, 2019)
 Scored 30+ points (SEC)..... 32 - Rhyne Howard of Kentucky in Lexington, Ky. (Feb. 27, 2022)
 Scored 35+ points (all games)..... 41 - Jasmine Walker of Alabama in Auburn, Ala. (Feb. 14, 2021)
 Scored 40+ points (all games)..... 41 - Jasmine Walker of Alabama in Auburn, Ala. (Feb. 14, 2021)
 Attempted 25 field goals..... 27 - Jantel Lavender (9-27) of Ohio State (Nov. 23, 2008)
 Scored 20 points & had 20 rebounds..... Young of Baylor in the WNIT Championship Game, (20 pts./25 rebs.) (Apr. 4, 2003)
 Two players scored 20 points..... Rhyne Howard (32) and Dre'una Edwards (25) of Kentucky in Lexington, Ky. (Feb. 27, 2022)
 Three players scored 20 points..... by LSU in Baton Rouge, Chatman (22 pts), Johnson (21 pts) & Lowery (20 pts) (Jan. 12, 1991)
 Five players scored in double figures..... Holmes (26), Garzon (21), Parris (16), McNeil (16), Scalia (12) of Indiana (Nov. 25, 2022)
 Six players scored in double figures..... Williams (10), Lewis (13), Bonds (18), Peoples (10), Miller (12), Svete (12) of Florida (Jan. 26, 2014)
Recorded a double-double..... Khamil Pierre (17 pts/10 reb) of Vanderbilt in Nashville, Tenn. (Jan. 18, 2024)
Recorded a double-double with points and assists..... C. Leger-Walker of Washington State (12 pts/10 ast) in Auburn, Ala. (Dec. 20, 2023)
 Recorded a triple-double..... Ceira Ricketts (14 pts./13 rebs./12 ast.) of Arkansas (Jan. 18, 2009)
Two players recorded a double-double..... A. Reese (24 pts/11 reb) & A. Morrow (12 pts/15 reb) of LSU in Auburn, Ala. (Jan. 14, 2024)
 Committed 10+ turnovers..... 10 - Shaquera Wade of Alabama in Greenville, S.C. (March 7, 2019)
Had 15-19 rebounds..... 15 - Anneesah Morrow of LSU in Auburn, Ala. (Jan. 14, 2024)
 Had 20+ rebounds..... 21 - Ayana Mitchell of LSU in Baton Rouge, La. (March 3, 2019)
Had 10 assists..... 10 - Charlissee-Leger-Walker of Washington State in Auburn, Ala. (Dec. 20, 2023)
 Had 15 assists..... 16 - Cindy McMahan of Alabama-Huntsville (Nov. 24, 1980)
 Had 5 blocks..... 6 - Jenna Staiti of Georgia in Athens, Ga. (Feb. 11, 2021)
 Had 5 steals..... 5 - Alisha Lewis of Georgia in Greenville, S.C. (March 2, 2023)
 Made 15 field goals..... 15 - Chamique Holdsclaw (15-21) of Tennessee (Feb. 1, 1998)
 Made 10 3-point field goals..... 11 - Morgan Eye (11-18) of Missouri in Columbia, Mo. (Jan. 6, 2013)

Specialty Statistics (Auburn-Opponent)

Opponent	Points in the Paint	Points off Turnovers	2nd-Chance Points	Fast-Break Points	Bench Points
Jacksonville State	46-30	24-9	11-0	15-3	27-34
Louisiana-Lafayette	28-24	15-15	16-6	13-3	4-1
at Rutgers	46-20	29-11	13-15	18-13	11-14
California	26-32	11-13	20-4	4-13	29-2
at UCF	22-24	23-24	7-5	7-7	19-5
Alabama A&M	32-24	17-14	14-9	14-8	26-10
Clemson	38-26	29-4	2-7	18-7	39-16
at UAB	38-20	20-11	7-16	15-4	17-25
at Little Rock	28-22	20-13	11-7	12-1	19-10
Alabama State	60-14	53-17	10-6	30-2	40-18
Norfolk State	30-26	32-13	9-8	16-5	20-7
Washington State	28-26	23-14	11-7	8-5	20-15
North Alabama	32-34	19-9	15-8	13-14	34-12
Tennessee	28-30	18-9	12-9	12-25	28-19
at Texas A&M	20-40	11-15	3-10	6-10	10-15
at Ole Miss	24-34	13-15	13-15	4-8	19-17
LSU	28-42	20-15	10-13	16-11	17-4
at Vanderbilt	36-20	18-6	2-6	6-2	11-17
Alabama	36-38	18-17	13-13	17-11	23-8

Lead-Deficit Comparison

Opponent	Largest Lead	Largest Deficit	Lead Changes	Ties	Result
Jacksonville State	31 (4th, 2:20)	-	0	0	W, 78-49
Louisiana-Lafayette	9 (4th, 6:22)	12 (2nd, 2:25)	6	5	W, 60-54
at Rutgers	23 (3rd, 7:31)	13 (1st, 3:28)	1	2	W, 76-56
California	3 (1st, 9:20)	15 (3rd, 8:56)	1	0	L, 53-67
at UCF	3 (2nd, 3:59)	11 (3rd, 2:10)	9	3	L, 53-60
Alabama A&M	26 (4th, 8:00)	-	0	0	W, 68-45
Clemson	34 (4th, 1:03)	-	0	0	W, 83-53
at UAB	17 (3rd, 1:04)	3 (1st, 1:04)	2	0	W, 72-62
at Little Rock	23 (3rd, 7:54)	-	0	4	W, 58-45
Alabama State	57 (4th, 6:11)	-	0	0	W, 94-37
Norfolk State	32 (4th, 6:36)	1 (2nd, 5:59)	2	2	W, 67-39
Washington State	10 (4th, 4:29)	9 (2nd, 9:24)	5	3	W, 69-62
North Alabama	24 (4th, 6:50)	5 (2nd, 6:17)	7	4	W, 79-58
Tennessee	11 (2nd, 5:06)	12 (4th, 7:21)	7	1	L, 67-75
at Texas A&M	1 (1st, 8:08)	25 (4th, 7:43)	4	0	L, 44-66
at Ole Miss	-	18 (3rd, 3:50)	0	1	L, 55-58
LSU	10 (1st, 0:47)	3 (2nd, 3:12)	17	7	W, 67-62
at Vanderbilt	9 (1st, 4:55)	4 (3rd, 9:08)	17	8	L, 50-53
Alabama	17 (2nd, 6:24)	3 (3rd, 0:48)	2	1	W, 78-65

Scoring Breakdown

(Percentage of total points in parentheses)

Opponent	Sr./Gr.	Jr.	So.	Fr.	Starters	Bench	2-pt FG	3-pt FG	FTs
Jacksonville State	22	19	24	13	51 (65.4)	27 (34.6)	50 (64.1)	12 (15.4)	16 (20.5)
Louisiana-Lafayette	24	10	10	16	56 (93.3)	4 (6.7)	34 (56.7)	12 (20.0)	14 (23.3)
at Rutgers	25	18	11	21	65 (85.5)	11 (14.5)	50 (65.8)	6 (7.9)	20 (26.3)
California	24	13	14	2	24 (45.2)	29 (54.8)	36 (67.9)	9 (17.0)	8 (15.1)
at UCF	22	8	22	1	34 (64.2)	19 (35.8)	38 (71.7)	6 (11.3)	9 (17.0)
Alabama A&M	19	18	16	15	44 (64.7)	24 (35.3)	40 (58.8)	15 (22.1)	13 (19.1)
Clemson	40	18	21	4	44 (53.0)	39 (47.0)	46 (55.4)	18 (21.7)	19 (22.9)
at UAB	35	17	16	4	55 (76.4)	17 (23.6)	52 (72.2)	6 (8.3)	14 (19.4)
at Little Rock	29	9	14	6	39 (67.2)	19 (33.8)	36 (61.0)	12 (20.3)	10 (18.7)
Alabama State	46	25	10	13	54 (57.4)	40 (42.6)	66 (70.2)	12 (12.8)	16 (17.0)
Norfolk State	38	8	12	9	47 (70.1)	20 (29.9)	40 (59.7)	6 (9.0)	21 (31.3)
Washington State	39	14	14	2	49 (71.0)	20 (29.0)	38 (55.1)	15 (21.7)	16 (23.2)
North Alabama	30	18	24	7	45 (57.0)	34 (43.0)	44 (55.7)	24 (30.4)	11 (13.9)
Tennessee	35	24	4	4	39 (58.2)	28 (41.8)	48 (71.6)	6 (9.0)	13 (19.4)
at Texas A&M	32	10	0	2	34 (77.3)	10 (22.7)	28 (63.6)	3 (6.8)	13 (29.5)
at Ole Miss	31	11	8	5	36 (65.5)	19 (34.5)	26 (47.3)	9 (16.4)	20 (36.4)
LSU	40	12	15	0	50 (74.6)	17 (25.4)	44 (65.7)	12 (17.9)	11 (16.4)
at Vanderbilt	30	7	8	5	39 (78.0)	11 (22.0)	40 (80.0)	3 (6.0)	7 (14.0)
Alabama	37	11	20	10	55 (70.5)	23 (29.5)	48 (61.5)	9 (11.5)	21 (26.9)

Comparison Statistics (Auburn/Opponent)

Opponent	1st	2nd	Score	Mar	Total FG	FG Pct	3-Pointers	3FG Pct	Free Throws	FT Pct	Reb.	Mar	Assist	TO	Bk	Stl	Fouls
Jacksonville State	41-26	37-23	78-49	+29	29-61/18-59	.475/.305	4-9/3-14	.444/.214	16-22/10-12	.727/.833	43/31	+12	13/5	15/19	4/1	11/7	15/20
UL-Lafayette	16-25	44-29	60-54	+6	21-59/18-49	.356/.367	4-20/4-15	.200/.267	14-19/14-21	.737/.667	46/30	+16	14/8	17/16	4/2	6/7	22/21
Rutgers	38-22	38-34	76-56	+20	27-58/17-53	.466/.321	2-11/7-19	.182/.368	20-31/15-21	.645/.714	34/40	(6)	14/9	12/24	7/3	11/10	16/26
California	21-33	32-34	53-67	(14)	21-67/23-61	.313/.377	3-15/6-18	.200/.333	8-13/15-19	.615/.789	41/46	(5)	10/8	10/12	1/4	7/6	19/14
UCF	26-27	27-33	53-60	(7)	21-55/21-46	.382/.457	2-15/7-15	.133/.467	9-16/11-13	.563/.846	34/27	+7	7/10	18/20	6/0	6/6	17/16
Alabama A&M	32-20	36-25	68-45	+23	25-59/16-61	.424/.262	5-11/2-8	.455/.250	13-21/11-16	.619/.688	42/42	0	12/3	20/23	8/4	13/8	17/18
Clemson	36-21	47-32	83-53	+30	29-61/16-48	.475/.333	6-19/3-16	.316/.188	19-30/18-29	.633/.621	36/41	(5)	16/4	13/29	3/0	17/5	25/27
UAB	35-21	37-41	72-62	+10	28-60/18-61	.467/.295	2-5/7-24	.400/.292	14-23/19-23	.609/.826	44/36	+8	14/9	16/17	6/1	9/6	18/22
Little Rock	32-16	26-29	58-45	+13	22-53/18-41	.415/.439	4-10/1-4	.400/.250	10-15/8-17	.667/.471	32/25	+7	10/7	19/19	1/1	8/7	21/18
Alabama State	46-13	48-24	94-37	+57	37-78/14-42	.474/.333	4-14/3-8	.286/.375	16-24/6-8	.667/.750	41/28	+13	25/7	14/40	1/7	28/7	14/22
Norfolk State	26-20	41-19	67-39	+28	22-54/16-58	.407/.276	2-13/2-12	.154/.167	21-26/5-7	.808/.714	40/37	+3	12/4	20/27	3/2	13/11	14/21
Washington St.	26-32	43-30	69-62	+7	24-57/22-49	.421/.449	5-10/8-19	.500/.421	16-19/10-11	.842/.909	32/31	+1	16/15	12/20	1/4	9/8	13/18
North Alabama	30-27	49-31	79-58	+21	30-71/24-60	.423/.400	8-16/6-22	.500/.273	11-12/4-7	.917/.571	41/37	+4	20/11	11/21	6/0	7/5	9/15
Tennessee	40-32	27-43	67-75	(7)	26-78/24-48	.333/.500	2-14/3-7	.143/.439	13-16/24-30	.813/.800	34/47	(13)	8/10	6/23	1/4	11/3	20/17
Texas A&M	20-32	24-34	44-66	(22)	15-49/25-57	.306/.439	1-9/1-8	.111/.125	13-21/15-23	.619/.652	29/43	(14)	8/12	17/16	4/3	9/8	20/21
Ole Miss	21-27	34-31	55-58	(3)	16-55/24-60	.291/.400	3-12/1-4	.250/.250	20-24/9-15	.833/.600	35/43	(8)	8/13	18/21	4/10	6/8	18/21
LSU	34-37	33-25	67-62	+5	26-59/23-55	.441/.418	4-11/0-2	.364/.000	11-15/16-25	.733/.640	34/36	(2)	11/11	17/15	1/1	10/10	19/17
Vanderbilt	23-22	27-31	50-53	(3)	21-59/18-47	.356/.383	1-13/4-19	.077/.211	7-12/13-17	.583/.765	34/35	(1)	12/10	15/21	2/5	9/6	18/14
Alabama	40-30	38-35	78-65	+13	27-57/23-56	.474/.411	3-8/3-15	.375/.200	21-29/16-20	.724/.800	33/35	(2)	18/9	11/17	2/2	11/5	18/21

Game-by-Game Leaders

Opponent	Points	Rebounds	Assists	Steals	Blocked Shots
Jacksonville State	14-Honesty Scott-Grayson	8-Savannah Scott	4-Bostic/Shaw	4-Mar'Shaun Bostic	1-(four players)
Louisiana-Lafayette	16-Savannah Scott	14-Taylen Collins	3-(three players)	2-Collins/Scott-Grayson	2-Yakiya Milton
at Rutgers	21-Savannah Scott	11-Savannah Scott	4-Honesty Scott-Grayson	3-Celia Sumbane	2-Scott/Sumbane
California	18-Honesty Scott-Grayson	9-Honesty Scott-Grayson	5-JaMya Mingo-Young	1-(seven players)	1-H. Scott-Grayson
at UCF	17-Sydney Shaw	8-Taylen Collins	4-JaMya Mingo-Young	2-Sumbane/Duhon	2-Yakiya Milton
Alabama A&M	15-Sydney Shaw	10-Taylen Collins	3-JaMya Mingo-Young	4-Mar'Shaun Bostic	2-Collins/Eddings
Clemson	18-Honesty Scott-Grayson	6-Sydney Shaw	5-Honesty Scott-Grayson	5-Scott-Grayson/Bostic	2-Taylen Collins
at UAB	22-Honesty Scott-Grayson	8-Taylen Collins	4-Honesty Scott-Grayson	4-Mar'Shaun Bostic	2-Taylen Collins
at Little Rock	12-Honesty Scott-Grayson	8-Taylen Collins	4-JaMya Mingo-Young	2-Shaw/Scott-Grayson	1-JaMya Mingo-Young
Alabama State	24-Honesty Scott-Grayson	7-Celia Sumbane	6-JaMya Mingo-Young	5-Sumbane/Duhon	1-Timya Thurman
Norfolk State	16-JaMya Mingo-Young	5-Mingo-Young/Collins	4-JaMya Mingo-Young	4-Taylen Collins	1-(three players)
Washington State	17-Honesty Scott-Grayson	7-JaMya Mingo-Young	7-JaMya Mingo-Young	3-Collins/Scott-Grayson	1-McKenna Eddings
North Alabama	14-McKenna Eddings	10-JaMya Mingo-Young	7-JaMya Mingo-Young	3-McKenna Eddings	2-Sydney Shaw
Tennessee	17-Mar'Shaun Bostic	6-Taylen Collins	2-Mingo-Young/Eddings	5-JaMya Mingo-Young	1-Celia Sumbane
at Texas A&M	15-Honesty Scott-Grayson	8-JaMya Mingo-Young	3-JaMya Mingo-Young	2-Taylen Collins	1-(four players)
at Ole Miss	16-Honesty Scott-Grayson	6-Oyindamola Akinbolawa	2-Mar'Shaun Bostic	2-Mingo-Young/Akinbolawa	2-Taylen Collins
LSU	21-Honesty Scott-Grayson	7-Taylen Collins	5-JaMya Mingo-Young	4-Celia Sumbane	1-Savannah Scott
at Vanderbilt	15-Honesty Scott-Grayson	9-Taylen Collins	6-Honesty Scott-Grayson	3-JaMya Mingo-Young	1-Sumbane/Collins
Alabama	19-Honesty Scott-Grayson	9-JaMya Mingo-Young	4-Mingo-Young/Sumbane	3-Mar'Shaun Bostic	1-Collins/Akinbolawa

2023-24 Starting Lineups

Opponent	Point Guard (1)	Wing (2)	Wing (3)	Wing (4)	Post (5)
Jacksonville State (1)	Bostic	Shaw	Scott-Grayson	Collins	Scott
Louisiana-Lafayette	Bostic	Shaw	Scott-Grayson	Collins	Scott
at Rutgers	Bostic	Shaw	Scott-Grayson	Collins	Scott
California (2)	Bostic	Shaw	Eddings	Collins	Scott
at UCF	Bostic	Shaw	Scott-Grayson	Collins	Scott
Alabama A&M (3)	Bostic	Shaw	Sumbane	Collins	Scott
Clemson (4)	Bostic	Shaw	Scott-Grayson	Sumbane	Collins
at UAB	Bostic	Shaw	Scott-Grayson	Sumbane	Collins
at Little Rock (5)	Mingo-Young	Shaw	Scott-Grayson	Sumbane	Collins
Alabama State	Mingo-Young	Shaw	Scott-Grayson	Sumbane	Collins
Norfolk State	Mingo-Young	Shaw	Scott-Grayson	Sumbane	Collins
Washington State	Mingo-Young	Shaw	Scott-Grayson	Sumbane	Collins
North Alabama	Mingo-Young	Shaw	Scott-Grayson	Sumbane	Collins
Tennessee	Mingo-Young	Shaw	Scott-Grayson	Sumbane	Collins
at Texas A&M (6)	Mingo-Young	Scott-Grayson	Sumbane	Collins	Scott
at Ole Miss (7)	Mingo-Young	Scott-Grayson	Duhon	Collins	Scott
LSU (8)	Mingo-Young	Scott-Grayson	Duhon	Collins	Akinbolawa
Vanderbilt (9)	Mingo-Young	Scott-Grayson	Duhon	Sumbane	Collins
Alabama	Mingo-Young	Scott-Grayson	Duhon	Collins	Scott

Record by Starting Lineup

Bostic, Shaw, Scott-Grayson, Collins, Scott	3-1 (.750)
Bostic, Shaw, Eddings, Collins, Scott.....	0-1 (.000)
Bostic, Shaw, Sumbane, Collins, Scott.....	0-1 (.000)
Bostic, Shaw, Scott-Grayson, Sumbane, Collins	2-0 (1.000)
Mingo-Young, Shaw, Scott-Grayson, Sumbane, Collins	5-1 (.833)
Mingo-Young, Scott-Grayson, Sumbane, Collins, Scott.....	0-1 (.000)
Mingo-Young, Scott-Grayson, Duhon, Collins, Scott.....	1-1 (.000)
Mingo-Young, Scott-Grayson, Duhon, Collins, Akinbolawa	1-0 (1.000)
Mingo-Young, Scott-Grayson, Duhon, Sumbane, Collins	0-1 (.000)



Johnnie HARRIS

Head Coach

Third Season at Auburn • 25th Season in college coaching

Pine Bluff, Ark. • Arkansas Baptist, 1996

Johnnie Harris enters her third year as head coach for Auburn women's basketball in 2023-24. A long-time Southeastern Conference assistant and 2018 WBCA National Assistant Coach of the Year, Harris was named Auburn women's basketball head coach on April 3, 2021.

In year two at Auburn, Harris led the Tigers to their first winning record and postseason appearance in four years, finishing with a 16-15 overall record and five SEC wins. Auburn won a postseason game for the first time since 2016, defeating Tulane in the WNIT first round. In addition, the Tigers tied a school record for steals in a game with 24 against Samford, defeated Texas A&M for the first time, and won a road game in the SEC for the first time since the 2019-20 season.

Her first season on the Plains saw Auburn double its win total from the previous season and pick up three victories over nationally ranked opponents. Her first top-25 win came Nov. 21 with a 59-51 win at Georgia Tech, Auburn's first road win over a ranked foe since 2014. The biggest win of the season, and one of Auburn's biggest in decades, came Jan. 27 when the Tigers shocked No. 4 Tennessee 71-61 at home for their first SEC win of the season and their first win over a top-5 opponent since 1997. The Tigers added one more top-25 win, a 65-60 victory over No. 21 Georgia on Feb. 20. Sophomore Aicha Coulibaly was named to the All-SEC Second Team, and the Tigers landed a consensus top-25 recruiting class for 2022-23.

Prior to her arrival at Auburn, Harris spent 16 years combined at Arkansas, Texas A&M and Mississippi State, and spent the 2020-21 season as the Associate Head Coach at the University of Texas. She helped Texas to an Elite Eight appearance during the 2020-21 season, and she worked alongside Longhorn head coach Vic Schaefer the previous 10 years assisting Mississippi State to a pair of NCAA Championship game appearances. She was a central part of Mississippi State's success those eight seasons and is considered one of the nation's top recruiters.

Harris helped lead Mississippi State to a 221-62 [.781] record and five NCAA Tournament berths, including NCAA Championship Game appearances in 2017 and 2018. During that time, the Bulldogs also won the program's first Southeastern Conference regular-season championship and SEC Tournament Championship.

Harris' pupils in the past were some of the best in Mississippi State school history, led by Teaira McCowan, who Harris mentored during McCowan's record-setting junior and senior campaigns from 2017-19. The 2019 SEC Player of the Year and a consensus First-Team All-American, McCowan finished her career as Mississippi State's leader in rebounds and field-goal percentage, while ranking second in blocks and fourth in points and field-goals made.

The individual development McCowan showed during Mississippi State's run to a second consecutive national title game caught the attention of the coaching community, as Harris was tabbed the WBCA National Assistant Coach of the Year for the 2017-18 season.

In 2018-19, Harris helped transfer forward Anriel Howard combine with McCowan to create one of the best front courts in the country. In her lone season with the Bulldogs, Howard earned first-team All-SEC recognition by the AP and league coaches after averaging 16.4 points and 8.4 rebounds per game. Both McCowan [No. 3, Indiana Fever] and Howard [No. 24, Seattle Storm] were selected in the 2019 WNBA Draft.

Another Harris product, Chinwe Okorie, was an integral part of the Bulldogs' runs to the Final Four and 2016 Sweet 16 and finished her MSU career sixth in program annals in field-goal percentage, shooting 52.1 percent over 109 games. She raised her scoring average and field goal percentage each season of her three-year career, capped by her 7.5 ppg average on 56.4 percent shooting as a senior.

Harris helped guide Texas A&M to four Sweet 16 appearances in her five seasons, including the program's first national championship in 2010-11. During her tenure with the Aggies, Harris helped sign and mentor junior college All-Americans Danielle Adams and Tanisha Smith.

Prior to her stop in College Station, Harris spent three seasons at Arkansas, landing some of the Lady Razorbacks' top recruiting classes in program history. She signed Laura Ervin, a junior college All-American who went on to garner Second Team All-SEC accolades, as well as Freshman All-SEC selection Donica Cosby.

Harris has had the opportunity to learn from some of the game's top coaches, including Hall of Famer Kay Yow at N.C. State. She joined the program in the 2003-04 season and assisted the squad to the NCAA Tournament for the first time in two years. Her first recruiting class in Raleigh was rated as one of the best in the nation. She also garnered a commitment from Gillian Goring, the nation's No. 1 post player who went on to play for the Washington Mystics.

The Arkansas-Fort Smith position kept the Pine Bluff native in her home state after she started her coaching career as a graduate assistant at Little Rock. Her hard work at UALR earned her a promotion to a full-time assistant position in 2000.

Harris is the mother of two children, Marcus and Kiera, and the legal guardian of Lily. She also has two grandchildren, Samarah and Kaiden.

Harris Year-by-Year

Arkansas-Little Rock, Assistant Coach (1999-2001)

Year	Record	Conf.	Other Information
1999-00	5-23	1-15	
2000-01	6-22	0-16	

Arkansas-Fort Smith, Assistant Coach (2001-03)

Year	Record	Conf.	Other Information
2001-02	26-2		
2002-03	34-8		Conference Champions

NC State, Assistant Coach (2003-04)

Year	Record	Conf.	Other Information
2003-04	17-15	8-8	NCAA First Round

Arkansas, Assistant Coach (2004-07)

Year	Record	Conf.	Other Information
2004-05	17-14	3-11	WNIT Second Round
2005-06	13-15	5-9	
2006-07	18-13	3-11	

Texas A&M, Assistant Coach (2007-12)

Year	Record	Conf.	Other Information
2007-08	29-8	11-5	NCAA Elite Eight
			Big 12 Tournament Champions
2008-09	27-8	11-5	NCAA Sweet 16
2009-10	26-8	10-6	NCAA Second Round
			Big 12 Tournament Champions
2010-11	33-5	13-3	National Champions
2011-12	24-11	11-7	NCAA Sweet 16

Mississippi State, Associate Head Coach (2013-20)

Year	Record	Conf.	Other Information
2012-13	13-17	5-11	
2013-14	22-14	5-11	WNIT Quarterfinals
2014-15	27-7	11-5	NCAA Second Round
2015-16	28-8	11-5	NCAA Sweet 16
2016-17	34-5	13-3	National Runner-Up
2017-18	37-2	16-0	National Runner-Up
			SEC Regular Season Champions
2018-19	33-3	15-1	NCAA Elite Eight
			SEC Regular Season & Tournament Champions
2019-20	27-6	13-3	(no postseason; pandemic)

Texas, Associate Head Coach (2020-21)

Year	Record	Conf.	Other Information
2020-21	21-10	11-7	NCAA Elite Eight

Auburn, Head Coach (2021-)

Year	Record	Conf.	Other Information
2021-22	10-18	2-14	
2022-23	16-15	5-11	WNIT Second Round
2023-24	12-6	1-4	



Yakiya MILTON

#0

Freshman • Forward • 6-4
Jacksonville, Fla. • Mandarin HS

- First collegiate field goal vs. UAB; had season-best 4 rebounds (12/3)
- Had two blocks, two rebounds and scored first collegiate point in return to home state at UCF (11/20)
- Two blocks in just under 9 minutes of action vs. UL-Lafayette (11/9)
- Two-time all-conference selection at Mandarin HS
- Ranked 8th in state of Florida in blocks
- All-time leader at Mandarin HS in blocks and rebounds
- Cousin of former Auburn MBB player Kyle Davis, Auburn's all-time blocked shots leader
- Youngest player on team, one of youngest in SEC

SEASON/CAREER HIGHS

Points	2	3x; last at Ole Miss	1/11/24
Rebounds	4	2x; last vs. Alabama State	12/13/23
Assists	1	2x; last vs. Norfolk State	12/16/23
Blocks	2	2x; last at UCF	11/20/23
Steals	2	vs Alabama State	12/13/23
Field Goals	1	4x; last at Vanderbilt	1/18/24
Field Goal Attempts	4	vs. North Alabama	12/31/23
3-Point Field Goals			
3-Point FG Attempts			
Free Throws	2	at Texas A&M	1/7/24
Free Throw Attempts	4	vs. Alabama State	12/13/23

Opponent	Start	Min.	FG-A	3PT-A	FT-A	O-D-T	PF	Ast.	TO	Blk.	St.	Pts.
JACKSONVILLE STATE		4:30	0-1	0-0	0-0	0-0-0	1	0	0	0	0	0
LOUISIANA-LAFAYETTE		8:45	0-0	0-0	0-0	0-0-0	1	0	0	2	0	0
at Rutgers		2:31	0-0	0-0	0-2	1-1-2	0	0	0	1	0	0
CALIFORNIA						--DNP--						
at UCF		16:45	0-2	0-0	1-2	0-2-2	3	0	1	2	1	1
ALABAMA A&M		7:35	0-1	0-0	0-0	0-1-1	4	0	2	1	0	0
CLEMSON		3:36	0-0	0-0	0-0	0-0-0	2	0	1	0	0	0
at UAB		14:21	1-2	0-0	0-0	0-4-4	3	0	1	1	0	2
at Little Rock		3:27	0-0	0-0	0-0	1-1-2	0	0	0	0	0	0
ALABAMA STATE		11:53	0-2	0-0	0-4	2-2-4	2	1	1	0	2	0
NORFOLK STATE		4:37	0-0	0-0	0-0	0-0-0	1	1	1	1	0	0
WASHINGTON STATE						--DNP--						
NORTH ALABAMA		11:47	1-4	0-0	0-0	0-2-2	0	0	1	1	0	2
TENNESSEE						--DNP--						
at Texas A&M		15:02	0-0	0-0	2-2	1-2-3	2	0	0	1	0	2
at Ole Miss		4:22	1-1	0-0	0-0	0-0-0	0	0	0	0	0	2
LSU						--DNP--						
at Vanderbilt		4:57	1-1	0-0	0-0	0-0-0	1	0	0	0	1	2
ALABAMA												
GEORGIA												
SOUTH CAROLINA												
at Arkansas												
at Missouri												
KENTUCKY												
at Alabama												
at LSU												
TEXAS A&M												
MISSISSIPPI STATE												
at Florida												

MILTON'S CAREER STATISTICS

SEASON	TEAM	GP-GS	MIN/AVG	Field Goals		3-Point		F-Throws		Rebounds				Scoring						
				FG-FGA	FG%	3FG-3FGA	3FG%	FT-FTA	FT%	OFF	DEF	TOT	AVG	PF-FO	A	TO	BLK	STL	PTS	AVG
2023-24	AUB	14-0	114/8.2	4-14	.286	0-0	.000	3-10	.300	5	15	20	1.4	20-0	2	8	10	4	11	0.8
TOTAL		14-0	114/8.2	4-14	.286	0-0	.000	3-10	.300	5	15	20	1.4	20-0	2	8	10	4	11	0.8



Celia SUMBANE

#1

Junior • Forward • 6-2

Maputo, Mozambique • South Plains CC [Texas]

- Season-high 28 minutes in upset win over #7 LSU; finished with 6 points, 5 rebounds, 4 steals (1/14)
- Went on 8-0 run by herself to open 4th quarter at Ole Miss to help close gap; finished with 9 points, 3 rebounds (1/11)
- Stuffed stat sheet in big win over Alabama State with 11 points, 7 rebounds, 5 steals, 3 assists, all season highs (12/13)
- Was a defensive force in win at Rutgers with 5 points, 2 rebounds, 2 blocks, 3 steals, 2 assists (11/12)
- First-team NJCAA All-American in 2023; Western Junior College Athletic Conference MVP and DPOY
- Averaged 14.6 points, 8.0 rebounds, 1.7 steals, 1.6 assists at South Plains CC in 2022-23
- First Auburn player from Mozambique, fifth player from Africa
- Played for home country at FIBA U19 World Cup in Thailand in 2019
- Club MVP for Quinda dos Lombos club team in Portugal

SEASON/CAREER HIGHS

Points		
11	vs. Alabama State	12/13/23
Rebounds		
7	vs. Alabama State	12/13/23
Assists		
3	vs. Alabama State	12/13/23
Blocks		
2	at Rutgers	11/12/23
Steals		
5	vs. Alabama State	12/13/23
Field Goals		
5	vs. Alabama State	12/13/23
Field Goal Attempts		
10	vs. North Alabama	12/31/23
3-Point Field Goals		
2	vs. Washington St.	12/20/23
3-Point FG Attempts		
2	3x; last vs. North Alabama	12/31/23
Free Throws		
3	2x; last at Ole Miss	1/11/24
Free Throw Attempts		
4	2x; last at Ole Miss	1/11/24

Opponent	Start	Min.	FG-A	3PT-A	FT-A	O-D-T	PF	Ast.	TO	Blk.	St.	Pts.
JACKSONVILLE STATE		14:26	0-3	0-0	1-2	2-3-5	0	0	1	1	0	1
LOUISIANA-LAFAYETTE		4:15	0-1	0-1	0-0	0-0-0	2	0	0	0	0	0
at Rutgers		18:48	2-3	1-2	0-0	0-2-2	1	2	1	2	3	5
CALIFORNIA		13:34	1-3	0-1	0-0	0-3-3	2	0	1	0	1	2
at UCF		21:16	3-5	0-1	0-0	1-0-1	3	1	2	1	2	6
ALABAMA A&M	*	14:20	1-2	0-0	2-2	1-2-3	4	1	1	1	1	4
CLEMSON	*	11:14	1-1	0-0	0-0	0-1-1	4	0	2	0	0	4
at UAB	*	19:19	1-3	0-0	3-4	2-3-5	4	1	2	1	1	5
at Little Rock	*	6:17	1-1	0-0	0-0	1-0-1	2	0	4	0	0	2
ALABAMA STATE	*	21:14	5-9	0-0	1-2	5-2-7	1	3	0	0	5	11
NORFOLK STATE	*	16:50	2-3	0-0	0-0	1-2-3	1	1	0	1	0	4
WASHINGTON STATE	*	9:58	2-3	2-2	0-0	1-0-1	3	1	3	0	1	6
NORTH ALABAMA	*	15:40	1-10	0-2	2-2	2-7-9	2	1	1	0	1	4
TENNESSEE	*	18:37	1-3	0-1	2-2	1-3-4	3	0	1	1	2	4
at Texas A&M	*	21:10	1-2	0-1	0-0	0-2-2	4	0	1	0	1	2
at Ole Miss		23:11	3-8	0-1	3-4	2-1-3	3	0	2	0	0	9
LSU		28:27	2-7	0-0	2-3	3-2-5	1	1	3	0	4	6
at Vanderbilt	*	16:31	1-2	0-1	1-2	0-0-0	4	0	2	1	1	3
ALABAMA												
GEORGIA												
SOUTH CAROLINA												
at Arkansas												
at Missouri												
KENTUCKY												
at Alabama												
at LSU												
TEXAS A&M												
MISSISSIPPI STATE												
at Florida												

SUMBANE'S CAREER STATISTICS

SEASON	TEAM	GP-GS	MIN/AVG	Field Goals		3-Point		F-Throws		Rebounds				Scoring						
				FG-FGA	FG%	3FG-3FGA	3FG%	FT-FTA	FT%	OFF	DEF	TOT	AVG	PF	FO	A	TO	BLK	STL	PTS
2023-24	AUB	19-11	306/16.1	31-74	.419	3-13	.231	17-23	.739	24	34	58	3.1	48-0	16	28	9	23	82	4.3
TOTAL		19-11	306/16.1	31-74	.419	3-13	.231	17-23	.739	24	34	58	3.1	48-0	16	28	9	23	82	4.3



JaMya MINGO-YOUNG

#2

Graduate Student • Guard • 5-8
 Bogalusa, La. • Loranger HS • Mississippi State • Alabama

- Stole ball from LSU's Angel Reese in final seconds and made 2 FTs to secure upset win (1/14); finished with 13 points, 3 rebounds, 5 assists, 2 steals
- Made 29 consecutive free throws from Dec. 3 (UAB) through Jan. 7 (Texas A&M); ranks 2nd in SEC and 39th NCAA in FT% (.871)
- 4th in SEC, 24th nationally in assist/turnover ratio (2.6)
- First Auburn double-double, 8th of career, with 13 points, season-high 10 rebounds, season-high 7 assists vs. North Alabama (12/31)
- Tied Auburn record for single-game FT percentage, going 12-12 in win over Norfolk State; finished with 16 points (12/16)
- Season-high 16 points (9-11 FT) along with 3 assists in win over Clemson (11/30)
- Transferred from Alabama after 2022-23 season; played for Johnnie Harris as a freshman at Mississippi State in 2019-20
- In 2021-22 at Alabama, averaged 11.6 points, 6.7 rebounds, 2.5 assists and 2.4 steals while starting all 34 games
- Career-best 26 points vs. Chattanooga in 2021 while playing at Alabama

SEASON HIGHS

Points		
16	2x; last vs. Norfolk State	12/16/23
Rebounds		
10	vs. North Alabama	12/31/23
Assists		
7	2x; last vs. North Alabama	12/31/23
Blocks		
1	3x; last vs. North Alabama	12/31/23
Steals		
5	vs. Tennessee	1/4/24
Field Goals		
5	vs. North Alabama	12/31/23
Field Goal Attempts		
11	vs. Washington St.	12/20/23
3-Point Field Goals		
1	6x; last vs. LSU	1/14/24
3-Point FG Attempts		
3	at Ole Miss	1/11/24
Free Throws		
12	vs. Norfolk State	12/16/23
Free Throw Attempts		
12	vs. Norfolk State	12/16/23

Opponent	Start	Min.	FG-A	3PT-A	FT-A	Q-D-T	PF	Ast.	TO	Blk.	St.	Pts.
JACKSONVILLE STATE						--DNP--						
LOUISIANA-LAFAYETTE						--DNP--						
at Rutgers						--DNP--						
CALIFORNIA		13:44	0-3	0-1	0-0	0-2-2	3	5	0	0	0	0
at UCF		26:27	3-6	0-1	1-2	0-2-2	0	4	1	0	0	7
ALABAMA A&M		18:29	4-9	1-1	0-1	1-4-5	3	3	0	0	3	9
CLEMSON		16:41	3-4	1-1	9-11	1-2-3	2	3	0	1	1	16
at UAB		19:19	2-5	0-0	1-2	0-3-3	2	3	2	0	1	5
at Little Rock	*	22:56	3-5	0-0	5-5	0-6-6	1	4	2	1	1	11
ALABAMA STATE	*	16:42	1-3	0-1	0-0	0-3-3	3	6	2	0	2	2
NORFOLK STATE	*	24:12	2-4	0-1	12-12	0-5-5	2	4	0	0	2	16
WASHINGTON STATE	*	30:35	3-11	0-0	6-6	2-5-7	1	7	3	0	0	12
NORTH ALABAMA	*	30:56	5-10	1-2	2-2	3-7-10	1	7	2	1	1	13
TENNESSEE	*	25:02	4-8	1-1	2-2	1-3-4	1	2	1	0	5	11
at Texas A&M	*	27:16	2-9	0-0	5-7	1-7-8	3	3	2	1	1	9
at Ole Miss	*	31:05	2-8	1-3	4-4	1-2-3	4	1	5	0	2	9
LSU	*	31:29	4-10	1-2	4-4	1-2-3	0	5	2	0	2	13
at Vanderbilt	*	31:53	1-6	0-0	3-4	0-3-3	2	3	1	0	3	5
ALABAMA												
GEORGIA												
SOUTH CAROLINA												
at Arkansas												
at Missouri												
KENTUCKY												
at Alabama												
at LSU												
TEXAS A&M												
MISSISSIPPI STATE												
at Florida												

CAREER HIGHS (incl. previous schools)

Points		
26	at Chattanooga	12/5/21
Rebounds		
15	vs. Auburn [SEC]	3/2/22
Assists		
9	vs. Troy	12/14/20
Blocks		
2	2x; last vs. Auburn	1/2/22
Steals		
6	3x; last vs. Tennessee	2/17/22
Field Goals		
10	vs. Arkansas	1/20/22
Field Goal Attempts		
15	at Troy [WNIT]	3/17/22
3-Point Field Goals		
3	at South Florida	11/16/22
3-Point FG Attempts		
3	11x; last at Ole Miss	1/11/24
Free Throws		
12	vs. Norfolk State	12/16/23
Free Throw Attempts		
14	at Vanderbilt	2/6/22

MINGO-YOUNG'S CAREER STATISTICS

SEASON	TEAM	GP-GS	MIN/AVG	Field Goals		3-Point		F-Throws		Rebounds				Scoring						
				FG-FGA	FG%	3FG-3FGA	3FG%	FT-FTA	FT%	OFF	DEF	TOT	AVG	PF-FO	A	TO	BLK	STL	PTS	AVG
2019-20	MSU	32-1	417/13.0	50-120	.417	5-17	.294	38-45	.844	19	51	70	2.2	55-0	48	34	5	28	143	4.5
2020-21	MSU	19-11	444/23.3	35-84	.417	6-22	.273	30-47	.638	17	58	75	3.9	45-1	57	31	6	22	106	5.6
2021-22	Bama	34-34	1090/32.1	138-293	.471	17-52	.327	101-148	.682	76	153	229	6.7	86-2	86	75	6	80	394	11.6
2022-23	Bama	14-2	243/17.4	24-61	.393	4-21	.190	24-26	.923	18	43	61	4.4	34-2	21	28	2	20	76	5.4
2023-24	AUB	16-11	400/25.0	43-110	.391	7-15	.467	57-69	.826	13	63	76	4.8	31-0	64	25	4	26	150	9.4
TOTAL FOR AUB		16-11	400/25.0	43-110	.391	7-15	.467	57-69	.826	13	63	76	4.8	31-0	64	25	4	26	150	9.4
TOTAL		115-59	2594/22.6	290-668	.434	39-127	.307	250-335	.746	143	368	511	4.4	251-5	276	193	23	176	869	7.6



McKenna EDDINGS

#3

Junior • Guard • 6-0

Williamsburg, Va. • Warhill HS • Stetson • Moberly Area CC [Mo.]

- Hit clutch 3-pointer in 4th quarter to extend Auburn lead over LSU in upset win (1/14)
- Led Auburn with career-high 14 points, 3 steals, 4-5 3FG, in win over North Alabama (12/31)
- Then-career high 9 points, 2 blocks vs. Alabama A&M (11/26); matched that with 9 points vs. Clemson (11/30)
- Made first Division I start vs. California; finished with 5 points, 2 rebounds, 1 assist, 1 steal (11/17)
- 6 points, 4 rebounds in Auburn debut vs. Jacksonville State (11/6)
- First-team NJCAA All-American at Moberly Area CC in 2022-23
- Averaged 16.2 points, 5.6 rebounds, 2.0 assists, 2.4 steals as a sophomore at Moberly
- Played in nine games as a freshman at Stetson in 2020-21 before transferring to junior college

SEASON HIGHS

Points		
14	vs. North Alabama	12/31/23
Rebounds		
4	vs. Jacksonville State	11/6/23
Assists		
3	2x; last at Rutgers	11/12/23
Blocks		
2	vs. Alabama A&M	11/26/23
Steals		
3	vs. North Alabama	12/31/23
Field Goals		
5	vs. North Alabama	12/31/23
Field Goal Attempts		
10	vs. Alabama State	12/13/23
3-Point Field Goals		
4	vs. North Alabama	12/31/23
3-Point FG Attempts		
6	2x; last vs. Tennessee	1/4/24
Free Throws		
4	vs. Alabama A&M	11/26/23
Free Throw Attempts		
7	vs. Alabama A&M	11/26/23

Opponent	Start	Min.	FG-A	3PT-A	FT-A	0-D-T	PF	Ast.	TO	Blk.	St.	Pts.
JACKSONVILLE STATE		13:04	1-4	1-2	3-4	0-4-4	0	0	0	0	0	6
LOUISIANA-LAFAYETTE		19:58	1-6	0-4	2-2	0-3-3	3	3	3	1	0	4
at Rutgers		23:43	1-4	0-2	2-2	1-2-3	1	3	0	1	1	4
CALIFORNIA	*	24:43	2-8	1-5	0-0	0-2-2	1	1	1	0	1	5
at UCF		2:30	0-2	0-1	0-0	1-0-1	0	0	1	0	0	0
ALABAMA A&M		18:37	2-9	1-4	4-7	1-1-2	0	1	3	2	1	9
CLEMSON		8:37	3-6	1-4	2-2	0-1-1	0	0	0	0	1	9
at UAB		10:22	0-4	0-3	0-0	0-1-1	3	1	0	1	0	0
at Little Rock		10:23	2-5	1-1	0-0	1-0-1	3	2	1	0	1	5
ALABAMA STATE		12:28	3-10	2-6	2-2	1-1-2	0	2	1	0	1	10
NORFOLK STATE		14:28	0-3	0-2	0-0	1-0-1	0	2	0	0	1	0
WASHINGTON STATE		11:47	0-0	0-0	0-0	0-1-1	0	1	0	1	0	0
NORTH ALABAMA		22:32	5-8	4-5	0-0	1-2-3	0	2	2	1	3	14
TENNESSEE		22:56	1-12	1-6	0-0	1-1-2	3	2	0	0	2	3
at Texas A&M		9:23	0-2	0-1	0-0	0-0-0	1	0	1	0	0	0
at Ole Miss		5:28	0-1	0-1	0-0	0-0-0	0	1	0	0	0	0
LSU		9:39	1-2	1-2	1-2	0-0-0	2	0	0	0	0	4
at Vanderbilt												
ALABAMA												
GEORGIA												
SOUTH CAROLINA												
at Arkansas												
at Missouri												
KENTUCKY												
at Alabama												
at LSU												
TEXAS A&M												
MISSISSIPPI STATE												
at Florida												

CAREER HIGHS (incl. previous schools)

Points		
14	vs. North Alabama	12/31/23
Rebounds		
4	vs. Jacksonville State	11/6/23
Assists		
3	2x; last at Rutgers	11/12/23
Blocks		
2	vs. Alabama A&M	11/26/23
Steals		
3	vs. North Alabama	12/31/23
Field Goals		
5	vs. North Alabama	12/31/23
Field Goal Attempts		
10	vs. Alabama State	12/13/23
3-Point Field Goals		
4	vs. North Alabama	12/31/23
3-Point FG Attempts		
6	2x; last vs. Tennessee	1/4/24
Free Throws		
4	vs. Alabama A&M	11/26/23
Free Throw Attempts		
7	vs. Alabama A&M	11/26/23

EDDINGS' CAREER STATISTICS

SEASON	TEAM	GP-GS	MIN/AVG	Field Goals		3-Point		F-Throws		Rebounds				Scoring						
				FG-FGA	FG%	3FG-3FGA	3FG%	FT-FTA	FT%	OFF	DEF	TOT	AVG	PF-FO	A	TO	BLK	STL	PTS	AVG
2020-21	Stet	10-0	39/3.9	5-11	.455	1-3	.333	0-2	.000	4	5	9	0.9	2-0	0	3	0	2	11	1.1
2023-24	AUB	18-1	242/13.4	22-87	.253	13-49	.265	16-21	.762	8	19	27	1.5	17-0	21	13	7	12	73	4.1
TOTAL FOR AUB		18-1	242/13.4	22-87	.253	13-49	.265	16-21	.762	8	19	27	1.5	17-0	21	13	7	12	73	4.1
TOTAL		28-1	280/10.0	27-98	.276	14-52	.269	16-23	.696	12	24	36	1.3	19-0	21	16	7	14	84	3.0



Kaitlyn DUHON

#4

Sophomore • Guard • 5-10
Houston, Texas • Summer Creek HS

- Scored 8 points on 4-6 FG while making second start of season in upset win over No. 7 LSU (1/14)
- Made first start of season at Ole Miss (1/11)
- Career-high 5 steals and 3 assists in just 10 minutes of action in win over Alabama State (12/13)
- Matched career-high with 3 steals and scored 10 points in win over Clemson (11/30)
- Stellar season opener with 13 points (6-9 FG), 3 rebounds, 2 steals vs. Jacksonville State (11/6)
- Two huge defensive games in exhibitions: 10 points, 10 rebounds, 6 steals vs. Columbus State; 6 points, 4 rebounds 6 steals vs. West Georgia
- Played in 30 of 31 games as a freshman, starting 6; averaged 3.8 points, 2.3 rebounds
- Career-high 17 points vs. South Alabama (11/10/22); 8 rebounds vs. Sam Houston (11/8/22)

SEASON HIGHS

Points		
13	vs. Jacksonville State	11/6/23
Rebounds		
6	at UAB	12/3/23
Assists		
3	vs. Alabama State	12/13/23
Blocks		
Steals		
5	vs. Alabama State	12/13/23
Field Goals		
6	vs. Jacksonville State	11/6/23
Field Goal Attempts		
10	vs. North Alabama	12/31/23
3-Point Field Goals		
1	2x; last vs. Washington St.	12/20/23
3-Point FG Attempts		
2	3x; last at Vanderbilt	1/18/24
Free Throws		
2	2x; last vs. Alabama State	12/13/23
Free Throw Attempts		
2	8x; last at Texas A&M	1/7/24


Opponent	Start	Min.	FG-A	3PT-A	FT-A	0-D-T	PF	Ast.	TO	Blk.	St.	Pts.
JACKSONVILLE STATE		21:42	6-9	0-0	1-1	0-3-3	1	0	1	0	2	13
LOUISIANA-LAFAYETTE		8:58	0-3	0-0	0-2	1-1-2	4	0	1	0	0	0
at Rutgers		17:38	0-2	0-0	0-0	0-2-2	1	1	1	0	1	0
CALIFORNIA		15:05	4-5	0-0	1-2	1-1-2	0	0	0	0	1	9
at UCF		14:46	1-3	0-1	1-2	1-3-4	1	1	1	0	2	3
ALABAMA A&M		14:27	0-1	0-0	1-2	1-3-4	1	1	2	0	0	1
CLEMSON		16:45	5-10	0-0	0-0	0-3-3	1	0	1	0	3	10
at UAB		14:19	3-7	0-0	0-2	2-4-6	4	0	2	1	0	6
at Little Rock		11:39	0-3	0-0	2-2	1-0-1	0	0	0	0	1	2
ALABAMA STATE		10:08	1-2	0-0	2-2	1-0-1	1	3	1	0	5	4
NORFOLK STATE		13:46	3-4	1-1	0-0	1-4-5	1	1	2	0	1	7
WASHINGTON STATE		16:16	1-4	1-1	0-0	1-1-2	1	0	0	0	1	3
NORTH ALABAMA		16:51	5-10	0-2	1-1	2-1-3	2	1	0	0	1	11
TENNESSEE		12:25	1-5	0-1	0-0	0-1-1	4	0	1	0	0	2
at Texas A&M		14:41	0-3	0-2	0-2	0-2-2	1	0	1	0	1	0
at Ole Miss	*	28:54	1-3	0-1	0-0	0-2-2	1	0	0	0	0	2
LSU	*	12:07	4-6	0-0	0-1	1-2-3	2	0	2	0	0	8
at Vanderbilt	*	29:40	3-9	0-2	0-0	0-4-4	2	0	1	0	2	6
ALABAMA												
GEORGIA												
SOUTH CAROLINA												
at Arkansas												
at Missouri												
KENTUCKY												
at Alabama												
at LSU												
TEXAS A&M												
MISSISSIPPI STATE												
at Florida												

CAREER HIGHS

Points		
17	vs. South Alabama	11/10/22
Rebounds		
8	vs. Sam Houston	11/8/22
Assists		
3	vs. Alabama State	12/13/23
Blocks		
3	2x; last vs. Little Rock	11/30/22
Steals		
5	vs. Alabama State	12/13/23
Field Goals		
7	vs. South Alabama	11/10/22
Field Goal Attempts		
11	vs. South Alabama	11/10/22
3-Point Field Goals		
1	3x; last vs. Washington St.	12/20/23
3-Point FG Attempts		
3	vs. Indiana	11/25/22
Free Throws		
3	2x; last vs. South Alabama	11/10/22
Free Throw Attempts		
4	3x; last vs. Arkansas	2/5/23

DUHON'S CAREER STATISTICS

SEASON	TEAM	GP-GS	MIN/AVG	Field Goals		3-Point		F-Throws		Rebounds				Scoring						
				FG-FGA	FG%	3FG-3FGA	3FG%	FT-FTA	FT%	OFF	DEF	TOT	AVG	PF-FO	A	TO	BLK	STL	PTS	AVG
2022-23	AUB	30-6	415/13.8	46-121	.380	1-10	.100	20-30	.667	27	41	68	2.3	52-0	13	23	14	18	113	3.8
2023-24	AUB	19-4	303/16.0	41-93	.441	3-12	.250	10-20	.500	13	36	49	2.6	31-0	8	19	1	22	95	5.0
TOTAL		49-10	718/14.7	87-214	.407	4-22	.182	30-50	.600	40	77	117	2.4	83-0	21	42	15	40	208	4.2



Sydney SHAW

#5

Sophomore • Guard • 5-9
Miami, Fla. • DME Academy

- Three straight games and 5 out of 6 in double-figures early in season, led by career-high 17 points at UCF and career-high 6 rebounds vs. Clemson
- Scored 10 points in each of last 2 games vs. UL-Lafayette and at Rutgers
- Shared team lead with 4 assists in season opener vs. Jacksonville State (11/6); also had 7 points
- Started 25 of 31 games as a freshman; averaged 7.6 points, 2.6 rebounds, 2.3 assists in 23.8 minutes/game
- Hit 40 3-pointers as a freshman; second-leading 3-point shooter on team (33.9%)
- SEC Freshman of the Week (12/27/22) after 14 points, 4 assists, 4 steals vs. North Florida

SEASON HIGHS

Points		
17	at UCF	11/20/23
Rebounds		
6	vs. Clemson	11/30/23
Assists		
4	2x; last vs. Clemson	11/30/23
Blocks		
2	vs. North Alabama	12/31/23
Steals		
2	3x; last at Little Rock	12/10/23
Field Goals		
7	at UCF	11/20/23
Field Goal Attempts		
16	at UCF	11/20/23
3-Point Field Goals		
3	2x; last vs. Clemson	11/30/23
3-Point FG Attempts		
8	at UCF	11/20/23
Free Throws		
5	at Rutgers	11/12/23
Free Throw Attempts		
6	at Rutgers	11/12/23

Opponent	Start	Min.	FG-A	3PT-A	FT-A	O-D-T	PF	Ast.	TO	Blk.	St.	Pts.
JACKSONVILLE STATE	*	21:26	2-7	1-3	2-2	0-0-0	0	4	0	0	2	7
LOUISIANA-LAFAYETTE	*	30:24	3-6	1-4	3-4	0-1-1	0	2	2	1	1	10
at Rutgers	*	27:37	2-8	1-4	5-6	0-3-3	1	0	2	0	1	10
CALIFORNIA	*	19:23	2-9	1-3	0-0	0-3-3	2	0	0	0	0	5
at UCF	*	28:34	7-16	2-8	1-2	0-3-3	1	0	2	0	0	17
ALABAMA A&M	*	28:32	6-13	3-6	0-0	0-2-2	0	1	1	0	2	15
CLEMSON	*	29:20	4-12	3-7	0-0	0-6-6	3	4	0	0	0	11
at UAB	*	12:23	2-5	1-1	3-4	0-4-4	0	0	1	0	0	8
at Little Rock	*	32:51	3-10	2-6	0-0	0-1-1	2	1	1	0	2	8
ALABAMA STATE	*	17:32	0-3	0-3	0-0	0-0-0	0	1	0	0	1	0
NORFOLK STATE	*	24:51	2-5	1-3	0-0	0-3-3	0	0	4	0	1	5
WASHINGTON STATE	*	29:33	2-7	0-2	0-0	1-1-2	2	1	1	0	0	4
NORTH ALABAMA	*	29:31	3-6	2-2	3-3	1-2-3	0	1	1	2	0	11
TENNESSEE	*	19:43	0-5	0-2	0-0	0-1-1	1	1	1	0	0	0
at Texas A&M		13:03	0-4	0-2	0-0	1-2-3	0	1	1	0	1	0
at Ole Miss		9:52	1-4	1-3	0-0	0-1-1	0	1	2	0	0	3
LSU		12:04	1-4	1-2	2-2	1-1-2	0	0	0	0	0	5
at Vanderbilt		24:35	1-3	0-1	0-0	1-4-5	1	2	2	0	0	2
ALABAMA												
GEORGIA												
SOUTH CAROLINA												
at Arkansas												
at Missouri												
KENTUCKY												
at Alabama												
at LSU												
TEXAS A&M												
MISSISSIPPI STATE												
at Florida												

CAREER HIGHS

Points		
17	at UCF	11/20/23
Rebounds		
6	vs. Clemson	11/30/23
Assists		
6	3x; last vs Samford	12/18/22
Blocks		
3	at Clemson [WNIT]	3/20/23
Steals		
4	2x; last vs. North Florida	12/20/22
Field Goals		
7	at UCF	11/20/23
Field Goal Attempts		
16	2x; last at UCF	11/20/23
3-Point Field Goals		
3	5x; last vs. Clemson	11/30/23
3-Point FG Attempts		
8	at UCF	11/20/23
Free Throws		
5	at Rutgers	11/12/23
Free Throw Attempts		
6	at Rutgers	11/12/23

SHAW'S CAREER STATISTICS

SEASON	TEAM	GP-GS	MIN/AVG	Field Goals			3-Point		F-Throws		Rebounds				Scoring					
				FG-FGA	FG%	3FG-3FGA	3FG%	FT-FTA	FT%	OFF	DEF	TOT	AVG	PF-FO	A	TO	BLK	STL	PTS	AVG
2022-23	AUB	31-25	737/23.8	90-249	.361	40-118	.339	16-19	.842	7	74	81	2.6	42-1	71	59	14	21	236	7.6
2023-24	AUB	19-14	435/22.9	43-134	.321	21-66	.318	19-23	.826	5	40	45	2.4	14-0	21	22	3	13	126	6.6
TOTAL		50-39	1172/23.4	133-383	.347	61-184	.332	35-42	.833	12	114	126	2.5	56-1	92	81	17	34	362	7.2



Mar'Shaun BOSTIC

#12

Junior • Guard • 5-8
St. Louis, Mo. • Vashon HS

- Season-high 17 points on 7-11 FG vs. Tennessee (1/4)
- Continued mastery of Clemson with a career-high 5 steals and 4 assists in home win Nov. 30
- Career-high 9 rebounds in win over UL-Lafayette (11/9); previous high was 4
- 12 points, 4 assists (tied for team lead), 4 steals (tied career high) in season opener vs. Jacksonville State (11/6)
- Played in all 31 games as a sophomore, starting four; averaged 5.6 points, 1.9 rebounds, 1.6 assists, 1.3 steals
- Led Auburn in FG% at 45.4% in 2022-23
- Huge game in WNIT second round at Clemson with career-high 23 points along with 4 steals, 2 assists (3/20/23)
- Played in 27 games as a freshman
- Fastest player on team, one of the fastest in the SEC

SEASON HIGHS

Points	17	vs. Tennessee	1/4/24
Rebounds	9	vs. UL-Lafayette	11/9/23
Assists	4	3x; last vs. Alabama State	12/13/23
Blocks	1	3x; last vs. Alabama A&M	11/26/23
Steals	5	vs. Clemson	11/30/23
Field Goals	7	vs. Tennessee	1/4/24
Field Goal Attempts	11	vs. Tennessee	1/4/24
3-Point Field Goals	1	3x; last vs. Clemson	11/30/23
3-Point FG Attempts	4	2x; last at Texas A&M	1/7/24
Free Throws	6	2x; last at Texas A&M	1/7/24

Opponent	Start	Min.	FG-A	3PT-A	FT-A	0-D-T	PF	Ast.	TO	Blk.	St.	Pts.
JACKSONVILLE STATE	*	27:50	4-7	0-0	4-6	0-3-3	3	4	2	1	4	12
LOUISIANA-LAFAYETTE	*	29:37	2-6	0-0	2-2	2-7-9	4	3	4	0	1	6
at Rutgers	*	26:30	4-7	0-0	1-1	0-1-1	3	3	4	1	2	9
CALIFORNIA	*	19:23	2-9	0-1	0-0	0-3-3	2	0	0	0	0	5
at UCF	*	13:32	0-3	0-1	2-2	0-1-1	1	1	1	0	0	2
ALABAMA A&M	*	18:57	2-3	0-0	1-2	1-3-4	1	2	3	1	4	5
CLEMSON	*	26:14	3-7	0-0	1-5	0-1-1	4	4	3	0	5	7
at UAB	*	25:50	5-9	0-0	2-3	0-4-4	1	2	0	0	4	12
at Little Rock		10:29	1-1	0-0	0-2	0-1-1	1	1	1	0	0	2
ALABAMA STATE		17:55	1-1	0-0	2-4	0-1-1	2	4	3	0	1	4
NORFOLK STATE		14:22	2-5	0-0	0-0	0-4-4	2	1	4	0	2	4
WASHINGTON STATE		11:51	3-3	0-0	2-3	0-0-0	1	0	1	0	0	8
NORTH ALABAMA						--DNP--						
TENNESSEE		17:27	7-11	0-0	3-5	1-0-1	4	1	0	0	1	17
at Texas A&M		12:42	2-4	0-0	4-6	0-0-0	2	2	5	0	1	8
at Ole Miss		13:44	0-5	0-0	2-2	1-1-2	4	2	1	0	1	2
LSU		10:49	1-2	0-0	0-0	0-0-0	2	2	1	0	0	2
at Vanderbilt		18:03	2-5	0-0	0-1	0-2-2	2	1	2	0	0	4
ALABAMA												
GEORGIA												
SOUTH CAROLINA												
at Arkansas												
at Missouri												
KENTUCKY												
at Alabama												
at LSU												
TEXAS A&M												
MISSISSIPPI STATE												
at Florida												

CAREER HIGHS

Points	23	at Clemson [WNIT]	3/20/23
Rebounds	9	vs. UL-Lafayette	11/9/23
Assists	4	10x; last vs. Alabama State	12/13/23
Blocks	3	at Mississippi State	1/19/23
Steals	5	vs. Clemson	11/30/23
Field Goals	11	at Clemson [WNIT]	3/20/23
Field Goal Attempts	18	at Clemson [WNIT]	3/20/23
3-Point Field Goals	1	vs Samford	12/18/22
3-Point FG Attempts	1	3x; last vs. California	11/17/23
Free Throws	5	at Ole Miss	12/29/22
Free Throw Attempts	9	at Ole Miss	12/29/22

BOSTIC'S CAREER STATISTICS

SEASON	TEAM	GP-GS	MIN/AVG	Field Goals		3-Point		F-Throws		Rebounds				Scoring						
				FG-FGA	FG%	3FG-3FGA	3FG%	FT-FTA	FT%	OFF	DEF	TOT	AVG	PF-FO	A	TO	BLK	STL	PTS	AVG
2021-22	AUB	27-4	446/16.5	36-87	.414	0-0	.000	17-28	.607	10	40	50	1.9	64-1	60	56	5	40	89	3.3
2022-23	AUB	31-4	504/16.3	64-141	.454	1-2	.500	46-73	.630	18	41	59	1.9	73-1	50	50	9	40	175	5.6
2023-24	AUB	18-8	335/18.6	41-93	.441	0-3	.000	33-54	.611	6	31	37	2.1	40-0	38	37	3	30	115	6.4
TOTAL		76-16	1285/16.9	141-321	.439	1-5	.200	96-155	.619	34	112	146	1.9	177-2	148	143	17	110	379	5.0



Taylen COLLINS

#14

Senior • Forward • 6-1

Muldrow, Okla. • Muldrow HS • Oklahoma State

- Scored season-high 17 points vs. Alabama State (12/13)
- First Auburn double-double, 12th of career, vs. Alabama A&M with 10 points, 10 rebounds (11/26)
- Had 9 points and 14 rebounds - all points and 8 rebounds coming in 2nd half - in win over UL-Lafayette (11/9)
- 5 points, 3 rebounds, 2 steals in Auburn debut vs. Jacksonville State (11/6)
- Led Auburn with 15 points in exhibition win over West Georgia (10/30)
- Three-year starter at Oklahoma State, transferred to Auburn in summer 2023 - started 86 of 90 games in three years at OSU
- Fourth-leading rebounder in Big 12 in 2023; averaged 9.5 points, 9.1 rebounds, 1.2 steals; had nine double-doubles
- Tied OSU record with 23 rebounds in win over North Texas (12/3/22)
- Big 12 All-Freshman Team in 2020-21

SEASON HIGHS

Points	17	vs. Alabama State	12/13/23
Rebounds	14	vs. UL-Lafayette	11/9/23
Assists	3	3x; last vs. North Alabama	12/31/23
Blocks	2	4x; last at Ole Miss	1/11/24
Steals	4	2x; last vs. Norfolk State	12/16/23
Field Goals	7	vs. Alabama State	12/13/23
Field Goal Attempts	13	vs. Alabama State	12/13/23
3-Point Field Goals			
3-Point FG Attempts			
Free Throws	4	2x; last vs. Norfolk State	12/16/23
Free Throw Attempts	5	2x; last vs. Norfolk State	12/16/23

Opponent	Start	Min.	FG-A	3PT-A	FT-A	O-D-T	PF	Ast.	TO	Blk.	St.	Pts.
JACKSONVILLE STATE	*	28:45	2-7	0-0	1-2	1-2-3	1	1	2	1	2	5
LOUISIANA-LAFAYETTE	*	32:36	4-10	0-0	1-1	8-6-14	2	3	3	0	2	9
at Rutgers	*	10:44	3-3	0-0	1-1	1-2-3	4	1	0	0	1	7
CALIFORNIA	*	28:09	3-10	0-0	0-2	4-3-7	1	0	4	0	1	6
at UCF	*	32:57	4-9	0-0	3-4	4-4-8	1	0	4	1	0	11
ALABAMA A&M	*	24:32	3-8	0-0	4-5	1-9-10	0	1	4	2	1	10
CLEMSON	*	26:16	2-2	0-0	2-4	3-2-5	3	0	1	2	2	6
at UAB	*	35:05	3-7	0-0	2-4	3-5-8	2	3	3	2	1	8
at Little Rock	*	33:15	2-5	0-0	2-4	4-4-8	3	0	4	0	0	6
ALABAMA STATE	*	18:41	7-13	0-0	3-3	3-1-4	1	0	1	0	4	17
NORFOLK STATE	*	19:34	3-6	0-0	4-5	2-3-5	2	1	1	0	4	10
WASHINGTON STATE	*	30:14	5-10	0-0	0-0	0-6-6	1	2	0	0	3	10
NORTH ALABAMA	*	23:00	3-5	0-0	0-0	1-2-3	3	3	1	1	0	6
TENNESSEE	*	34:55	3-11	0-0	2-2	2-4-6	1	0	1	0	0	8
at Texas A&M	*	33:18	3-6	0-0	2-4	0-6-6	3	1	4	1	2	8
at Ole Miss	*	27:58	2-8	0-0	2-2	3-2-5	1	0	2	2	1	6
LSU	*	37:07	3-5	0-0	0-0	3-4-7	2	1	1	0	2	6
at Vanderbilt	*	34:33	5-8	0-0	0-1	5-4-9	4	0	2	1	1	10
ALABAMA												
GEORGIA												
SOUTH CAROLINA												
at Arkansas												
at Missouri												
KENTUCKY												
at Alabama												
at LSU												
TEXAS A&M												
MISSISSIPPI STATE												
at Florida												

CAREER HIGHS

Points	21	vs. Iowa State	1/15/22
Rebounds	23	vs. North Texas	12/3/22
Assists	7	at West Virginia	1/16/21
Blocks	3	3x; last vs. NW State	11/11/22
Steals	6	vs. Baylor	2/23/22
Field Goals	9	vs. TCU	2/4/23
Field Goal Attempts	17	vs. Texas Tech	3/10/22
3-Point Field Goals			
3-Point FG Attempts			
Free Throws	8	vs. Kansas State	1/25/23
Free Throw Attempts	9	vs. Kansas State	1/25/23

COLLINS' CAREER STATISTICS

SEASON	TEAM	GP-GS	MIN/AVG	Field Goals		3-Point		F-Throws		Rebounds				Scoring						
				FG-FGA	FG%	3FG-3FGA	3FG%	FT-FTA	FT%	OFF	DEF	TOT	AVG	PF-FO	A	TO	BLK	STL	PTS	AVG
2020-21	OSU	28-25	787/28.1	79-142	.556	0-0	.000	27-48	.563	55	85	140	5.0	66-0	58	55	19	53	185	6.6
2021-22	OSU	29-28	834/28.8	108-244	.443	0-0	.000	37-75	.493	67	134	201	6.9	82-1	31	66	26	33	253	8.7
2022-23	OSU	33-33	909/27.6	134-217	.618	0-0	.000	46-78	.590	85	215	300	9.1	85-2	24	42	24	39	314	9.5
2023-24	AUB	19-19	543/28.6	62-139	.446	0-0	.000	31-46	.674	51	73	124	6.5	36-0	20	40	14	29	155	8.2
TOTAL FOR AUB		19-19	543/28.6	62-139	.446	0-0	.000	31-46	.674	51	73	124	6.5	36-0	20	40	14	29	155	8.2
TOTAL		109-105	3074/28.2	383-742	.516	0-0	.000	141-247	.571	258	507	765	7.0	269-3	133	203	83	154	907	8.3



Kionna GAINES

#15

Junior • Guard • 5-9
Columbus, Ga. • Carver HS • Clemson

- Had 2 rebounds in Auburn debut vs. Jacksonville State (11/6)
- Transferred from Clemson following 2022-23 season
- Appeared in all 35 games for Clemson last season; averaged 2.4 points, 1.7 rebounds
- Career-high 18 points twice as a freshman vs. Georgia Tech & Wake Forest
- Two-time state champion at Carver HS in Columbus, Ga.

SEASON HIGHS

Points		
Rebounds	2 vs. Jacksonville State	11/6/23
Assists		
Blocks		
Steals	1 vs. Alabama A&M	11/26/23
Field Goals		
Field Goal Attempts	3 vs. Alabama A&M	11/26/23
3-Point Field Goals		
3-Point FG Attempts		
Free Throws		
Free Throw Attempts		

Opponent	Start	Min.	FG-A	3PT-A	FT-A	O-D-T	PF	Ast.	TO	Blk.	St.	Pts.
JACKSONVILLE STATE		3:07	0-1	0-0	0-0	1-1-2	0	0	0	0	0	0
LOUISIANA-LAFAYETTE						--DNP--						
at Rutgers						--DNP--						
CALIFORNIA						--DNP--						
at UCF		1:47	0-0	0-0	0-0	0-0-0	0	0	0	0	0	0
ALABAMA A&M		4:09	0-3	0-0	0-0	0-0-0	0	0	0	0	1	0
CLEMSON						--DNP--						
at UAB						--DNP--						
at Little Rock						--DNP--						
ALABAMA STATE		4:33	0-1	0-0	0-0	0-1-1	0	0	0	0	0	0
NORFOLK STATE		4:37	0-1	0-0	0-0	0-0-0	0	0	1	0	0	0
WASHINGTON STATE						--DNP--						
NORTH ALABAMA						--DNP--						
TENNESSEE						--DNP--						
at Texas A&M						--DNP--						
at Ole Miss						--DNP--						
LSU						--DNP--						
at Vanderbilt						--DNP--						
ALABAMA												
GEORGIA												
SOUTH CAROLINA												
at Arkansas												
at Missouri												
KENTUCKY												
at Alabama												
at LSU												
TEXAS A&M												
MISSISSIPPI STATE												
at Florida												

CAREER HIGHS

Points	18	2x; last vs. Wake Forest	2/10/22
Rebounds	5	4x; last vs. Virginia	2/23/23
Assists	2	5x; last vs. North Carolina	1/29/23
Blocks	1	2x; last vs. Virginia Tech	3/3/22
Steals	2	4x, last vs. Radford	2/20/22
Field Goals	7	2x; last vs. Wake Forest	2/10/22
Field Goal Attempts	12	vs. Wake Forest	2/10/22
3-Point Field Goals	1	6x, last vs. South Carolina	11/17/22
3-Point FG Attempts	2	6x, last vs. Virginia	2/23/23
Free Throws	5	2x; last vs. Virginia Tech	3/3/22
Free Throw Attempts	9	at Georgia Tech	2/13/22

GAINES' CAREER STATISTICS

SEASON	TEAM	GP-GS	MIN/AVG	Field Goals		3-Point		F-Throws		Rebounds				Scoring						
				FG-FGA	FG%	3FG-3FGA	3FG%	FT-FTA	FT%	OFF	DEF	TOT	AVG	PF-FO	A	TO	BLK	STL	PTS	AVG
2021-22	CU	27-1	295/10.9	35-111	.315	3-11	.273	27-49	.551	18	33	51	1.9	12-0	7	23	2	6	100	3.7
2022-23	CU	35-1	324/9.2	32-108	.296	3-18	.167	17-39	.436	15	46	61	1.7	10-0	17	30	0	11	84	2.4
2023-24	AUB	5-0	18/3.6	0-6	.000	0-0	.000	0-0	.000	1	2	3	0.6	0-0	0	1	0	1	0	0.0
TOTAL FOR AUB		5-0	18/3.6	0-6	.000	0-0	.000	0-0	.000	1	2	3	0.6	0-0	0	1	0	1	0	0.0
TOTAL		67-2	637/9.5	67-225	.298	6-29	.207	44-88	.500	34	81	115	1.7	22-0	24	54	2	18	184	2.7



Oyindamola AKINBOLAWA

#20

Sophomore • Center • 6-5
Lagos, Nigeria

- Made first career start vs. LSU (1/14); scored 2 points and had 2 rebounds in upset win
- Career-high 7 points, 3 assists in win over Washington State (12/20)
- Matched then-career highs with 6 points, 2 steals in win over Alabama State (12/13)
- 4 points, 4 rebounds in season opener vs. Jacksonville State (11/6)
- Played in 15 games as a freshman, averaging 1.1 points, 1.3 rebounds in limited minutes
- Career-best 27 minutes vs. South Carolina (2/9/23), scored 6 points with 7 rebounds, both career-highs
- Arrived in the U.S. on December 14, 2022; was cleared to practice and play later that week, dressed for first time vs. North Florida
- Fourth Auburn women's basketball player from Africa, first from Nigeria

SEASON HIGHS

Points		
7	vs. Washington St.	12/20/23
Rebounds		
6	at Ole Miss	1/11/24
Assists		
3	vs. Washington St.	12/20/23
Blocks		
1	2x; last at Ole Miss	1/11/24
Steals		
2	2x; last at Ole Miss	1/11/24
Field Goals		
3	2x; last vs. Washington St.	12/20/23
Field Goal Attempts		
7	vs. Washington St.	12/20/23
3-Point Field Goals		
3-Point FG Attempts		
Free Throws		
1	2x; last at Ole Miss	1/11/24
Free Throw Attempts		
2	3x; last vs. Washington St.	12/20/23

Opponent	Start	Min.	FG-A	3PT-A	FT-A	O-D-T	PF	Ast.	TO	Blk.	St.	Pts.
JACKSONVILLE STATE		9:12	2-3	0-0	0-0	1-3-4	2	0	0	0	0	4
LOUISIANA-LAFAYETTE		3:54	0-0	0-0	0-2	0-0-0	1	0	0	0	0	0
at Rutgers		4:31	1-2	0-0	0-0	0-0-0	0	0	0	0	1	2
CALIFORNIA		4:55	0-0	0-0	0-0	1-0-1	3	0	0	0	1	0
at UCF		18:18	1-2	0-0	0-2	1-4-5	1	0	0	1	1	2
ALABAMA A&M		4:58	0-1	0-0	0-0	1-0-1	2	0	2	0	0	0
CLEMSON		6:27	0-0	0-0	0-0	0-0-0	3	0	1	0	0	0
at UAB		7:01	1-1	0-0	0-0	0-0-0	1	0	0	0	1	2
at Little Rock		13:03	2-2	0-0	0-0	1-0-1	2	0	1	0	1	4
ALABAMA STATE		9:26	3-4	0-0	0-0	2-1-3	1	0	2	0	2	6
NORFOLK STATE		9:46	0-3	0-0	0-0	1-1-2	1	0	2	0	1	0
WASHINGTON STATE		16:44	3-7	0-0	1-2	0-1-1	1	3	1	0	1	7
NORTH ALABAMA		8:33	1-3	0-0	0-0	1-2-3	0	0	0	0	0	2
TENNESSEE		11:32	1-5	0-0	0-0	3-2-5	1	1	0	0	0	2
at Texas A&M		8:59	0-0	0-0	0-0	0-0-0	2	0	0	0	1	0
at Ole Miss		22:00	1-2	0-0	1-1	1-5-6	0	1	2	1	2	3
LSU	*	15:21	1-1	0-0	0-0	1-1-2	3	0	1	0	0	2
at Vanderbilt						--DNP--						
ALABAMA												
GEORGIA												
SOUTH CAROLINA												
at Arkansas												
at Missouri												
KENTUCKY												
at Alabama												
at LSU												
TEXAS A&M												
MISSISSIPPI STATE												
at Florida												

CAREER HIGHS

Points		
7	vs. Washington St.	12/20/23
Rebounds		
7	vs. South Carolina	2/9/23
Assists		
3	vs. Washington St.	12/20/23
Blocks		
2	at LSU	1/15/23
Steals		
2	2x; last at Ole Miss	1/11/24
Field Goals		
3	3x; last vs. Washington St.	12/20/23
Field Goal Attempts		
7	vs. Washington St.	12/20/23
3-Point Field Goals		
3-Point FG Attempts		
Free Throws		
1	3x; last at Ole Miss	1/11/24
Free Throw Attempts		
4	vs. Vanderbilt	2/26/23

AKINBOLAWA'S CAREER STATISTICS

SEASON	TEAM	GP-GS	MIN/AVG	Field Goals		3-Point		F-Throws		Rebounds				Scoring						
				FG-FGA	FG%	3FG-3FGA	3FG%	FT-FTA	FT%	OFF	DEF	TOT	AVG	PF	FO	A	TO	BLK	STL	PTS
2022-23	AUB	15-0	119/8.0	7-14	.500	0-0	.000	2-8	.250	10	10	20	1.3	20-0	0	17	3	3	16	1.1
2023-24	AUB	18-1	192/10.7	20-41	.488	0-0	.000	3-8	.375	14	22	36	2.0	25-0	6	13	3	13	43	2.4
TOTAL		33-1	311/9.4	27-55	.491	0-0	.000	5-16	.313	24	32	56	1.7	45-0	6	30	6	16	59	1.8



Audia YOUNG

#21

Redshirt Freshman • Guard • 5-9
Tallahassee, Fla. • Florida State University HS

- Scored first collegiate points vs. Alabama A&M; finished with 4 points, 1 rebound (11/26)
- Made Auburn debut vs. Jacksonville State (11/6)
- Missed 2022-23 season after suffering torn Achilles in preseason practice
- Averaged 16.2 points, 3.1 rebounds, 2.7 assists, 1.9 steals per game as high school senior
- Daughter of former Auburn All-American Carolyn Jones-Young and Missouri men's basketball assistant coach CY Young
- Wears her mother's No. 21, which was retired by Auburn following Jones' storied career

SEASON/CAREER HIGHS

Points	4	2x; last vs. Alabama State	12/13/23
Rebounds	4	vs. Alabama State	12/13/23
Assists	1	2x; last vs. North Alabama	12/31/23
Blocks			
Steals	2	vs. Alabama State	12/13/23
Field Goals	2	2x; last vs. Alabama State	12/13/23
Field Goal Attempts	4	vs. Alabama State	12/13/23
3-Point Field Goals			
3-Point FG Attempts	1	2x; last vs. Alabama State	12/13/23
Free Throws			
Free Throw Attempts			

Opponent	Start	Min.	FG-A	3PT-A	FT-A	Q-D-T	PF	Ast.	TO	Blk.	St.	Pts.
JACKSONVILLE STATE		1:58	0-1	0-1	0-0	0-0-0	1	0	0	0	0	0
LOUISIANA-LAFAYETTE						--DNP--						
at Rutgers						--DNP--						
CALIFORNIA						--DNP--						
at UCF						--DNP--						
ALABAMA A&M		11:42	2-3	0-0	0-0	1-0-1	1	0	0	0	0	4
CLEMSON		4:26	1-1	0-0	0-0	0-1-1	0	0	0	0	0	2
at UAB						--DNP--						
at Little Rock						--DNP--						
ALABAMA STATE		11:11	2-4	0-1	0-0	3-1-4	1	0	2	0	2	4
NORFOLK STATE		4:37	1-2	0-1	0-0	0-2-2	0	1	0	0	0	2
WASHINGTON STATE						--DNP--						
NORTH ALABAMA		2:38	1-2	0-0	0-0	0-0-0	0	1	0	0	0	2
TENNESSEE						--DNP--						
at Texas A&M		1:00	0-1	0-0	0-0	0-0-0	0	0	0	0	0	0
at Ole Miss						--DNP--						
LSU						--DNP--						
at Vanderbilt						--DNP--						
ALABAMA												
GEORGIA												
SOUTH CAROLINA												
at Arkansas												
at Missouri												
KENTUCKY												
at Alabama												
at LSU												
TEXAS A&M												
MISSISSIPPI STATE												
at Florida												

YOUNG'S CAREER STATISTICS

		Field Goals		3-Point		F-Throws		Rebounds				Scoring								
SEASON	TEAM	GP-GS	MIN/AVG	FG-FGA	FG%	3FG-3FGA	3FG%	FT-FTA	FT%	OFF	DEF	TOT	AVG	PF-FO	A	TO	BLK	STL	PTS	AVG
2023-24	AUB	7-0	38/5.4	7-14	.500	0-3	.000	0-0	.000	4	4	8	1.1	3-0	2	2	0	2	14	2.0
TOTAL		7-0	38/5.4	7-14	.500	0-3	.000	0-0	.000	4	4	8	1.1	3-0	2	2	0	2	14	2.0



Honesty SCOTT-GRAYSON

#23

Graduate Student • Guard • 5-8
Brick, N.J. • Riverdale Baptist HS (Md.) • Baylor

- **SEC Player of the Week, USBWA Player of the Week (1/16) after 21 points, 5 rebounds in upset win over No. 7 LSU**
- Season-high 24 points with 5 rebounds, 3 assists in just 19 minutes vs. Alabama State (12/13)
- Then-season best 22 points along with 4 assists in win at UAB (12/3)
- Had then-season highs in points (18), steals (5) and assists (5) in win over Clemson (11/30)
- 18 points, led AU with 4 assists in homecoming game at Rutgers (11/12)
- Played in 28 games as a redshirt senior, starting 27 - Auburn's leading returning scorer with 12.7 points, 3.6 rebounds, 2.3 assists, 2.3 steals
- Auburn's top 3-point shooter in 2022-23 making 45-of-122 (36.9%); finished 3rd in SEC in steals
- Career-high 31 points vs. North Carolina A&T (12/15/22)
- Graduated from Auburn in December 2022 with degree in psychology; currently in graduate school

SEASON HIGHS

Points		
24	vs. Alabama State	12/13/23
Rebounds		
9	vs. California	11/17/23
Assists		
6	at Vanderbilt	1/18/24
Blocks		
1	3x; last at Ole Miss	1/11/24
Steals		
5	vs. Clemson	11/30/23
Field Goals		
10	vs. Alabama State	12/13/23
Field Goal Attempts		
21	vs. LSU	1/14/24
3-Point Field Goals		
3	vs. UL-Lafayette	11/9/23
3-Point FG Attempts		
11	vs. UL-Lafayette	11/9/23
Free Throws		
7	at Ole Miss	1/11/24
Free Throw Attempts		
9	at Ole Miss	1/11/24

Opponent	Start	Min.	FG-A	3PT-A	FT-A	O-D-T	PF	Ast.	TO	Blk.	St.	Pts.
JACKSONVILLE STATE	*	27:21	5-10	1-2	3-4	1-5-6	3	3	6	0	1	14
LOUISIANA-LAFAYETTE	*	34:57	5-18	3-11	2-2	0-8-8	3	2	3	0	2	15
at Rutgers	*	35:00	6-19	0-3	6-7	0-3-3	4	4	4	0	1	18
CALIFORNIA		28:20	6-16	1-4	5-7	2-7-9	3	2	1	1	1	18
at UCF	*	14:32	2-6	0-2	0-0	0-0-0	4	0	1	0	0	4
ALABAMA A&M						--DNP--						
CLEMSON	*	27:22	6-14	1-5	5-8	0-4-4	1	5	3	0	5	18
at UAB	*	30:08	9-16	1-1	3-4	0-1-1	2	4	2	0	1	22
at Little Rock	*	34:30	5-14	1-3	1-2	0-1-1	2	2	4	0	2	12
ALABAMA STATE	*	19:31	10-16	2-3	2-2	2-3-5	1	3	0	0	0	24
NORFOLK STATE	*	23:45	4-13	0-5	4-5	1-3-4	2	0	3	0	1	12
WASHINGTON STATE	*	34:43	5-11	2-5	5-6	0-5-5	3	1	3	0	3	17
NORTH ALABAMA	*	31:44	4-10	1-2	2-3	1-2-3	1	4	3	0	1	11
TENNESSEE	*	21:36	6-15	0-3	4-5	3-2-5	2	1	1	0	1	16
at Texas A&M	*	29:20	7-17	1-3	0-0	0-1-1	1	1	0	1	1	15
at Ole Miss	*	19:49	4-12	1-3	7-9	1-2-3	4	1	2	1	0	16
LSU	*	31:20	9-21	1-5	2-3	0-5-5	2	2	3	0	2	21
at Vanderbilt	*	32:58	6-23	1-9	2-2	3-3-6	1	6	4	0	1	15
ALABAMA												
GEORGIA												
SOUTH CAROLINA												
at Arkansas												
at Missouri												
KENTUCKY												
at Alabama												
at LSU												
TEXAS A&M												
MISSISSIPPI STATE												
at Florida												

CAREER HIGHS (incl. 18-19 at Baylor)

Points		
31	vs. N.C. A&T	12/15/22
Rebounds		
14	vs. Florida	2/14/22
Assists		
6	3x; last at Vanderbilt	1/18/24
Blocks		
4	at Alabama	1/2/22
Steals		
5	8x; last vs. Clemson	11/30/23
Field Goals		
10	4x; last vs. Alabama State	12/13/23
Field Goal Attempts		
20	vs. Florida	2/14/22
3-Point Field Goals		
4	5x; last vs. N.C. A&T	12/15/22
3-Point FG Attempts		
11	3x; last vs. UL-Lafayette	11/9/23
Free Throws		
8	at Arkansas	1/31/21
Free Throw Attempts		
9	4x; last at Ole Miss	1/11/24

SCOTT-GRAYSON'S CAREER STATISTICS

SEASON	TEAM	GP-GS	MIN/AVG	Field Goals		3-Point		F-Throws		Rebounds				Scoring						
				FG-FGA	FG%	3FG-3FGA	3FG%	FT-FTA	FT%	OFF	DEF	TOT	AVG	PF-FO	A	TO	BLK	STL	PTS	AVG
2018-19	Baylor	29-0	193/6.7	25-51	.490	5-11	.455	19-26	.731	10	15	25	0.9	26-1	24	24	3	9	74	2.6
2020-21	AUB	24-24	680/28.4	129-318	.406	22-73	.301	67-88	.761	21	78	99	4.1	58-0	41	47	5	50	347	14.5
2021-22	AUB	28-27	870/31.1	135-342	.395	19-74	.257	74-110	.673	34	125	159	5.7	76-3	53	68	10	37	363	13.0
2022-23	AUB	28-27	801/28.6	125-314	.398	45-122	.369	60-86	.698	18	84	102	3.6	76-2	63	64	14	65	355	12.7
2023-24	AUB	18-17	502/27.9	105-260	.404	17-70	.243	60-77	.779	14	55	69	3.8	42-0	43	44	3	23	287	15.9
TOTAL FOR AUB		98-95	2853/29.1	494-1234	.400	103-339	.304	261-361	.723	87	342	429	4.4	252-5	200	223	32	175	1352	13.8
TOTAL		127-95	3046/24.0	519-1285	.404	108-350	.309	280-387	.724	97	357	454	3.6	278-6	224	247	35	184	1426	11.2



Carsen McFADDEN

#24

Senior • Guard • 5-7
Fairview, Texas • Lovejoy HS

- Played 10 minutes vs. Alabama State; scored 3 points with career-best 2 steals (12/13)
- Hit 3-pointer in closing seconds vs. Jacksonville State (11/6)
- Played in 16 games as a junior
- Scored career-high 4 points in wins over UL-Lafayette (12/11/22) and Samford (12/18/22)
- Made first postseason appearance with 2 points in WNIT win over Tulane (3/17)
- Has appeared in 30 games over three seasons
- Three-time SEC Academic Honor Roll selection
- Has a twin sister, Claire, who also attends Auburn

SEASON HIGHS

Points	3	2x; last vs. Alabama State	12/13/23
Rebounds	1	2x; last vs. Norfolk State	12/16/23
Assists			
Blocks			
Steals	2	vs. Alabama State	12/13/23
Field Goals	1	2x; last vs. Alabama State	12/13/23
Field Goal Attempts	5	vs. Alabama State	12/13/23
3-Point Field Goals	1	vs. Jacksonville State	11/6/23
3-Point FG Attempts	2	vs. Clemson	11/30/23
Free Throws	1	vs. Alabama State	12/13/23
Free Throw Attempts	1	vs. Alabama State	12/13/23

Opponent	Start	Min.	FG-A	3PT-A	FT-A	O-D-T	PF	Ast.	TO	Blk.	St.	Pts.
JACKSONVILLE STATE		1:58	1-1	1-1	0-0	0-0-0	0	0	0	0	0	3
LOUISIANA-LAFAYETTE						--DNP--						
at Rutgers						--DNP--						
CALIFORNIA						--DNP--						
at UCF						--DNP--						
ALABAMA A&M		5:02	0-0	0-0	0-0	0-0-0	0	0	0	0	0	0
CLEMSON		3:17	0-2	0-2	0-0	0-0-0	1	0	0	0	0	0
at UAB						--DNP--						
at Little Rock						--DNP--						
ALABAMA STATE		10:00	1-5	0-0	1-1	1-0-1	0	0	0	0	2	3
NORFOLK STATE		4:37	0-0	0-0	0-0	0-1-1	0	0	0	0	0	0
WASHINGTON STATE						--DNP--						
NORTH ALABAMA		2:38	0-1	0-1	0-0	0-0-0	0	0	0	0	0	0
TENNESSEE						--DNP--						
at Texas A&M		0:51	0-0	0-0	0-0	0-0-0	0	0	0	0	0	0
at Ole Miss						--DNP--						
LSU						--DNP--						
at Vanderbilt						--DNP--						
ALABAMA												
GEORGIA												
SOUTH CAROLINA												
at Arkansas												
at Missouri												
KENTUCKY												
at Alabama												
at LSU												
TEXAS A&M												
MISSISSIPPI STATE												
at Florida												

CAREER HIGHS

Points	4	2x; last vs Samford	12/18/22
Rebounds	3	vs. UCF	12/3/22
Assists	3	vs. South Alabama	12/13/20
Blocks			
Steals	2	2x; last vs. Alabama State	12/13/23
Field Goals	2	vs Samford	12/18/22
Field Goal Attempts	5	vs. UCF	12/3/22
3-Point Field Goals	1	2x; last vs. Jacksonville State	11/6/23
3-Point FG Attempts	2	2x; last vs. Clemson	11/30/23
Free Throws	2	vs. UL-Lafayette	12/11/22
Free Throw Attempts	3	vs. UL-Lafayette	12/11/22

McFADDEN'S CAREER STATISTICS

SEASON	TEAM	GP-GS	MIN/AVG	Field Goals		3-Point		F-Throws		Rebounds				Scoring						
				FG-FGA	FG%	3FG-3FGA	3FG%	FT-FTA	FT%	OFF	DEF	TOT	AVG	PF	FO	A	TO	BLK	STL	PTS
2020-21	AUB	6-0	20/3.3	1-3	.333	0-0	.000	1-2	.500	2	1	3	0.5	0-0	4	1	0	1	3	0.5
2021-22	AUB	8-0	29/3.6	1-6	.167	0-1	.000	0-0	.000	0	4	4	0.5	6-0	1	4	0	0	2	0.3
2022-23	AUB	16-0	51/3.2	5-18	.278	1-6	.167	2-3	.667	5	5	10	0.6	6-0	2	2	0	2	13	0.8
2023-24	AUB	7-0	28/4.1	2-9	.222	1-4	.250	1-1	1.000	1	1	2	0.3	1-0	0	0	0	2	6	0.9
TOTAL		37-0	129/3.5	9-36	.250	2-11	.182	4-6	.667	8	11	19	0.5	13-0	7	7	0	5	24	0.6



Savannah SCOTT

Freshman • Center • 6-4
Conway, Ark. • Conway HS

#30

• SEC Freshman of the Week (11/14)

- First career double-double with 21 points, 11 rebounds in win at Rutgers (11/12)
- Stellar debut with 13 points (6-7 FG), team-best 8 rebounds in season opener vs. Jacksonville State (11/6)
- Helped lead Conway HS to 2023 Arkansas state title and No. 16 national ranking; had 14 points and 12 rebounds in state championship game
- Ranked as No. 6 player in Arkansas in 2021 Girls Fab40
- Provides much-needed size in the post for Auburn

SEASON/CAREER HIGHS

Points	21	at Rutgers	11/12/23
Rebounds	11	at Rutgers	11/12/23
Assists	1	4x; last at Ole Miss	1/11/24
Blocks	2	at Rutgers	11/12/23
Steals	8	at Rutgers	11/12/23
Field Goals	10	at Rutgers	11/12/23
Field Goal Attempts	12	at Rutgers	11/12/23
3-Point Field Goals			
3-Point FG Attempts			
Free Throws	5	at Rutgers	11/12/23
Free Throw Attempts	12	at Rutgers	11/12/23

Opponent	Start	Min.	FG-A	3PT-A	FT-A	O-D-T	PF	Ast.	TO	Blk.	St.	Pts.
JACKSONVILLE STATE	*	22:43	6-7	0-0	1-1	3-5-8	2	1	2	1	0	13
LOUISIANA-LAFAYETTE	*	26:35	6-9	0-0	4-4	5-1-6	2	1	1	0	0	16
at Rutgers	*	32:58	8-10	0-0	5-12	5-6-11	1	0	0	2	0	21
CALIFORNIA	*	34:02	1-3	0-0	0-0	2-2-4	3	0	1	0	0	2
at UCF	*	8:36	0-1	0-0	0-0	0-2-2	2	0	3	1	0	0
ALABAMA A&M	*	18:26	4-4	0-0	0-0	1-2-3	1	1	2	0	0	8
CLEMSON		15:57	0-1	0-0	0-0	1-3-4	1	0	1	0	0	0
at UAB		11:53	1-1	0-0	0-0	1-1-2	0	0	1	0	0	2
at Little Rock		17:04	3-6	0-0	0-0	3-3-6	2	0	1	0	0	6
ALABAMA STATE		12:28	3-3	0-0	2-2	0-3-3	1	0	0	0	0	8
NORFOLK STATE		15:21	1-2	0-0	1-4	0-2-2	1	0	1	0	0	3
WASHINGTON STATE		8:19	0-1	0-0	2-2	2-0-2	0	0	0	0	0	2
NORTH ALABAMA		1:32	0-1	0-0	0-0	1-0-1	0	0	0	0	0	0
TENNESSEE		15:47	2-3	0-0	0-0	1-0-1	0	0	0	0	0	4
at Texas A&M	*	12:16	0-1	0-0	0-0	1-0-1	1	0	0	0	0	0
at Ole Miss	*	13:38	1-3	0-0	1-2	3-1-4	1	1	1	0	0	3
LSU		11:37	0-1	0-0	0-0	1-2-3	3	0	2	1	0	0
at Vanderbilt		6:52	1-2	0-0	1-2	0-1-1	1	0	0	0	0	3
ALABAMA												
GEORGIA												
SOUTH CAROLINA												
at Arkansas												
at Missouri												
KENTUCKY												
at Alabama												
at LSU												
TEXAS A&M												
MISSISSIPPI STATE												
at Florida												

SCOTT'S CAREER STATISTICS

SEASON	TEAM	GP-GS	MIN/AVG	Field Goals		3-Point		F-Throws		Rebounds				Scoring						
				FG-FGA	FG%	3FG-3FGA	3FG%	FT-FTA	FT%	OFF	DEF	TOT	AVG	PF	FO A	TO	BLK	STL	PTS	AVG
2023-24	AUB	19-9	308/16.2	41-66	.621	0-0	.000	19-31	.613	32	37	69	3.6	22-0	4	17	5	0	101	5.3
TOTAL		19-9	308/16.2	41-66	.621	0-0	.000	19-31	.613	32	37	69	3.6	22-0	4	17	5	0	101	5.3



Timya THURMAN

#32

Freshman • Center • 6-5
Linden, Ala. • Linden HS

- Season-best 4 points along with 1 rebound, 1 block in win over Norfolk State (12/16)
- Scored first collegiate points in win over Alabama A&M, finished with 3 points, 2 rebounds, 1 block, 1 assist (11/26)
- Had 1 rebound in Auburn debut vs. Jacksonville State (11/6)
- Only player on Auburn roster from Alabama
- Named to Alabama-Mississippi All-Star Game in 2023
- Alabama Class 1A Player of the Year in 2022; averaged 25 points and 20 rebounds as a junior at Linden HS
- Three-time first-team all-state selection

SEASON/CAREER HIGHS

Points	4	vs. Norfolk State	12/16/23
Rebounds	2	vs. Alabama A&M	11/26/23
Assists	2	vs. Alabama State	12/13/23
Blocks	1	3x; last vs. Norfolk State	12/16/23
Steals	1	vs. Alabama State	12/13/23
Field Goals	1	3x; last vs. North Alabama	12/31/23
Field Goal Attempts	2	2x; last vs. Alabama State	12/13/23
3-Point Field Goals			
3-Point FG Attempts			
Free Throws	1	3x; last vs. North Alabama	12/31/23
Free Throw Attempts	2	2x; last vs. Alabama State	12/13/23

Opponent	Start	Min.	FG-A	3PT-A	FT-A	O-D-T	PF	Ast.	TO	Blk.	St.	Pts.
JACKSONVILLE STATE		1:58	0-0	0-0	0-0	0-1-1	1	0	0	0	0	0
LOUISIANA-LAFAYETTE						--DNP--						
at Rutgers						--DNP--						
CALIFORNIA		1:03	0-0	0-0	0-0	0-0-0	0	0	0	0	0	0
at UCF						--DNP--						
ALABAMA A&M		10:14	1-2	0-0	1-2	2-0-2	0	1	0	1	0	3
CLEMSON		3:48	1-1	0-0	0-0	0-1-1	0	0	0	0	0	2
at UAB						--DNP--						
at Little Rock		4:06	0-1	0-0	0-0	0-0-0	0	0	0	0	0	0
ALABAMA STATE		6:18	0-2	0-0	1-2	1-0-1	0	2	0	1	1	1
NORFOLK STATE		4:37	2-3	0-0	0-0	0-1-1	1	0	1	1	0	4
WASHINGTON STATE						--DNP--						
NORTH ALABAMA		2:38	1-1	0-0	1-1	0-0-0	0	0	0	0	0	3
TENNESSEE						--DNP--						
at Texas A&M		1:00	0-0	0-0	0-0	0-0-0	0	0	0	0	0	0
at Ole Miss						--DNP--						
LSU						--DNP--						
at Vanderbilt						--DNP--						
ALABAMA												
GEORGIA												
SOUTH CAROLINA												
at Arkansas												
at Missouri												
KENTUCKY												
at Alabama												
at LSU												
TEXAS A&M												
MISSISSIPPI STATE												
at Florida												

THURMAN'S CAREER STATISTICS

SEASON	TEAM	GP-GS	MIN/AVG	Field Goals		3-Point		F-Throws		Rebounds				Scoring						
				FG-FGA	FG%	3FG-3FGA	3FG%	FT-FTA	FT%	OFF	DEF	TOT	AVG	PF	FO	A	TO	BLK	STL	PTS
2023-24	AUB	9-0	36/4.0	5-10	.500	0-0	.000	3-5	.600	3	3	6	0.7	2-0	3	1	3	1	13	1.4
TOTAL		9-0	36/4.0	5-10	.500	0-0	.000	3-5	.600	3	3	6	0.7	2-0	3	1	3	1	13	1.4

Exhibition | Oct. 30, 2023 | Auburn, Ala.
Auburn 77, West Georgia 49

Official Basketball Box Score - Final
West Ga. at Auburn
10/30/23 Neville Arena, Auburn, Ala.
2023-24 Women's Basketball

Game Time: 7:00 PM
Game Duration: 1:45

Officials: Talisa Green, Royce Blevins, Aaron Brooks

NO.	Name	Min	FG	3P	FT	Rebounds		Fouls		TP	AS	TO	ST	Blocks		+/-	
						OR	DR	PF	FD					BS	BA		
24	Alyyah Washington	F 26:23	3-5	1-2	2-2	0	5	5	4	4	9	0	6	1	0	0	-8
2	Zuriyah Davis	G 19:32	2-12	1-7	0-0	0	1	1	2	2	0	1	0	0	0	1	-12
5	Katelyn Dunning	G 21:50	0-2	0-1	0-0	0	1	1	2	0	1	7	1	0	0	1	-20
3	Mykah Anderson	G 13:56	0-1	0-1	1-2	0	0	0	2	1	1	0	4	2	0	0	-11
4	Jada Powell	24:20	3-5	0-0	2-3	2	7	9	2	8	1	3	0	1	0	0	-23
10	Callie Thrower	21:15	2-4	1-1	0-0	0	1	1	0	1	5	2	1	0	0	0	-19
1	Sydne Tolbert	26:34	2-4	0-1	2-2	0	1	1	2	2	6	2	5	2	0	0	-15
32	K'Nari Holliday	11:23	2-9	0-0	0-0	3	5	8	0	4	0	2	0	0	3	-15	
13	Becca Ledford	10:36	0-1	0-0	0-0	0	0	0	1	0	0	0	0	0	1	2	
11	Sophia Singer	02:09	0-1	0-0	0-0	1	0	1	1	1	0	0	0	0	0	1	-12
20	Arna Gerratt	11:09	1-2	1-2	0-0	0	3	3	0	3	0	0	0	0	1	-13	
12	Alison Hiddema	03:21	0-0	0-0	4-4	0	0	0	2	4	0	1	0	0	0	2	
23	Lindsay Garner	03:21	1-1	0-0	0-0	0	0	0	0	2	0	0	0	0	0	2	
30	Taylor Williams	03:21	1-1	0-0	0-0	0	0	0	1	0	2	1	0	0	1	0	
Team						2	4	6	0	0							
Totals			17-48	4-15	11-13	8	28	36	14	19	49	7	30	6	3	7	-28

Shooting By Period	
1st FG%	4-12 33.3%
3PT%	1-2 50.0%
FT%	0-0 0%
2nd FG%	3-9 33.3%
3PT%	1-3 33.3%
FT%	2-4 50%
3rd FG%	4-14 28.6%
3PT%	0-5 0%
FT%	2-2 100%
4th FG%	6-13 46.2%
3PT%	2-5 40%
FT%	7-7 100%
GM FG%	17-48 35.4%
3PT%	4-15 26.7%
FT%	11-13 84.6%

Dead Ball Rebounds: 3, 2

Technical Fouls: NONE

NO.	Name	Min	FG	3P	FT	Rebounds		Fouls		TP	AS	TO	ST	Blocks		+/-	
						OR	DR	PF	FD					BS	BA		
30	Savannah Scott	C 14:47	1-2	0-0	0-0	0	0	0	0	1	2	0	1	0	0	0	12
2	JaMya Mingo-Young	G 20:22	1-7	0-0	1-2	3	5	8	0	2	3	2	1	1	1	8	
4	Kaitlyn Duhon	G 15:28	3-6	0-0	0-0	2	2	4	3	1	6	1	4	6	0	1	10
5	Sydney Shaw	G 25:43	4-11	2-6	0-0	1	1	1	1	1	10	1	0	1	1	0	13
23	Honesty Scott-Grayson	G 23:24	6-10	1-2	0-0	1	1	2	1	1	13	1	1	0	0	0	13
3	McKenna Eddings	14:17	2-10	0-4	0-0	1	2	1	0	4	0	0	0	0	1	0	15
12	Mar'shaun Bostic	18:38	4-6	0-0	1-1	2	2	3	8	5	2	2	0	0	0	18	
14	Taylen Collins	15:39	6-11	0-0	3-5	4	1	5	1	3	15	1	1	2	0	0	16
20	Oyindamola Akinbolawa	10:23	0-2	0-0	0-0	0	4	4	3	0	0	1	0	0	1	0	9
1	Celia Sumbane	15:22	7-7	0-0	2-2	4	4	2	1	14	0	0	0	4	0	0	16
0	Yakiya Milton	05:30	0-0	0-0	1-2	3	2	0	0	0	0	0	0	2	0	0	10
32	Timya Thurman	09:20	1-2	0-0	1-1	2	1	2	1	0	2	0	0	0	1	0	-3
21	Audia Young	07:46	0-5	0-2	0-0	0	0	0	2	1	0	0	0	0	0	0	5
24	Carsen McFadden	03:21	0-1	0-0	0-0	1	0	1	0	0	0	0	0	0	1	2	
Team						0	1	1	0	0							
Totals			35-80	3-14	4-10	17	22	39	19	14	77	11	11	16	7	3	28

Shooting By Period	
1st FG%	8-19 42.1%
3PT%	2-6 33.3%
FT%	1-4 25%
2nd FG%	9-20 45.0%
3PT%	0-2 0%
FT%	0-1 0%
3rd FG%	8-19 42.1%
3PT%	0-4 0%
FT%	1-2 50%
4th FG%	10-22 45.5%
3PT%	1-2 50.0%
FT%	2-3 66.7%
GM FG%	35-80 43.8%
3PT%	3-14 21.4%
FT%	4-10 40.0%

Dead Ball Rebounds: 4, 0

Technical Fouls: NONE

Points from		Period by Period Scoring	
Turnovers	6	30	30
Paint	26	58	
Second Chance	2	14	
Fast Breaks	6	22	
Bench	26	43	
UWG		9	9
Auburn		19	18

Exhibition | Nov. 2, 2023 | Auburn, Ala.
Auburn 94, Columbus State 65

Official Basketball Box Score - Final
Columbus St. at Auburn
11/02/23 Neville Arena, Auburn, Ala.
2023-24 Women's Basketball

Game Time: 7:00 PM
Game Duration: 2:04

Officials: Meadow Overstreet, Carla Fountain, Kyle Galloway

NO.	Name	Min	FG	3P	FT	Rebounds		Fouls		TP	AS	TO	ST	Blocks		+/-	
						OR	DR	PF	FD					BS	BA		
10	Jasmine Rai	F 23:45	2-8	2-5	0-0	0	5	5	1	1	6	1	1	0	3	1	-23
23	Bre'Lyn Snipes	C 18:37	3-9	0-1	1-2	2	0	2	2	1	7	0	2	0	0	3	-23
4	Lacy Robins	G 17:29	1-6	1-4	4-4	1	1	2	4	3	7	4	4	3	2	-4	
11	Letiyia Reeves	G 29:37	4-12	0-0	2-3	2	2	4	3	3	10	1	4	1	1	0	-36
24	Olanna Rawls	G 32:21	4-9	0-0	2-3	4	4	8	4	2	1	5	2	0	0	0	-29
3	Amber Abusbeih	25:15	2-8	2-6	0-0	1	1	2	1	1	6	1	5	0	0	0	-29
21	Jillian Brett	22:54	2-6	1-4	0-0	0	1	1	3	1	5	1	2	1	0	0	-8
22	Simone Letz	07:34	1-2	0-0	0-0	2	2	0	2	0	1	2	1	0	0	0	4
15	Amanda Ogbonna	01:49	0-0	0-0	0-0	0	1	1	1	0	0	0	0	0	0	0	3
13	Olivia West	02:45	0-1	0-1	0-0	0	0	0	0	1	1	0	0	0	0	0	0
25	Maya Jackson	05:40	1-1	0-0	0-0	1	1	2	0	2	0	2	0	0	0	1	
14	Zuzanna Rudenko	11:50	3-3	0-0	4-4	3	0	3	0	3	10	0	1	0	0	0	-4
0	Allison Loveman	00:24	0-0	0-0	0-0	0	0	0	0	0	0	0	0	0	0	0	2
Team						0	1	1	0	0	0	0	0	0	0	0	
Totals			23-65	6-21	13-16	14	19	33	22	17	65	11	25	8	7	6	-29

Shooting By Period	
1st FG%	6-17 35.3%
3PT%	2-5 40.0%
FT%	4-5 80%
2nd FG%	5-18 27.8%
3PT%	3-6 50%
FT%	1-2 50%
3rd FG%	1-2 50%
3PT%	0-7 0%
FT%	1-2 50%
4th FG%	7-13 53.8%
3PT%	1-3 33.3%
FT%	7-7 100%
GM FG%	23-65 35.4%
3PT%	6-21 28.6%
FT%	13-16 81.3%

Dead Ball Rebounds: 1, 0

Technical Fouls: NONE

NO.	Name	Min	FG	3P	FT	Rebounds		Fouls		TP	AS	TO	ST	Blocks		+/-	
						OR	DR	PF	FD					BS	BA		
14	Taylen Collins	F 17:18	1-7	0-0	1-4	2	2	4	2	3	3	4	2	0	1	12	
30	Savannah Scott	C 16:34	2-2	0-0	0-0	2	1	3	0	2	4	0	0	0	1	0	
5	Sydney Shaw	G 22:22	6-13	0-3	0-0	1	3	4	1	2	12	0	1	2	1	12	
12	Mar'shaun Bostic	G 29:15	5-9	0-0	3-6	1	6	7	3	6	13	5	6	3	1	23	
23	Honesty Scott-Grayson	F 19:53	6-9	2-4	6-8	0	4	4	0	4	20	5	1	1	0	14	
4	Kaitlyn Duhon	27:46	4-6	0-0	2-2	5	5	10	1	1	11	3	1	6	1	0	25
1	Celia Sumbane	13:05	3-8	0-0	5-6	2	4	2	3	11	0	2	3	1	2	15	
3	McKenna Eddings	13:30	2-3	1-1	2-4	0	2	2	0	2	7	0	0	0	1	10	
20	Oyindamola Akinbolawa	07:48	4-5	0-0	0-0	1	2	3	0	0	8	0	2	0	0	6	
0	Yakiya Milton	08:43	1-1	0-0	0-2	1	2	1	1	2	1	0	0	0	0	0	
32	Timya Thurman	07:26	2-2	0-0	0-0	1	0	1	1	0	4	0	2	0	0	-1	
21	Audia Young	10:00	0-3	0-0	0-0	0	0	0	0	0	1	0	0	0	0	2	
24	Carsen McFadden	06:20	0-2	0-1	0-0	1	0	1	2	0	0	0	0	0	0	-2	
Team						3	1										

Game 3 | Nov. 12, 2023 | Piscataway, N.J.
Auburn 76, Rutgers 56

Official Basketball Box Score - Final Auburn at Rutgers 11/12/23 Jersey Mike's Arena, Piscataway 2023-24 Women's Basketball Officials: Felicia Grinter, Gina Cross, Natasha Harris													Game Time: 5:00 PM Game Duration: 2:12 Attendance: 1,619													
Auburn - 76 Record: 3-0													Shooting By Period													
NO. Name	Min	FG	3P	FT	Rebounds	Fouls	TP	AS	TO	ST	Blocks	+/-	1st FG%	2nd FG%	3rd FG%	4th FG%	GM FG%	3PT%	FT%	1st FG%	2nd FG%	3rd FG%	4th FG%	GM FG%		
14 Taylen Collins	F 10:44	3-3	0-0	1-1	1 2	3	4	2	7	1	0	1	0	9	31.3%	0.4	0.0%	0.0%	0.0	0	0	0	0	0	0	0.0%
30 Savannah Scott	C 32:58	8-10	0-0	5-12	5	6	11	1	7	21	0	0	2	22	64.7%	1.1	100%	0.0	0	0	0	0	0	0	0	100%
5 Sydney Shaw	G 27:37	2-8	1-4	5-6	0	3	3	1	1	10	0	0	2	1	0	0	0	0	0	0	0	0	0	0	0	
12 Mar'Shaun Bostic	G 26:30	4-7	0-0	1-1	0	1	1	3	3	9	3	4	2	1	1	9	66.7%	2.3	0.0%	0.0	0	0	0	0	0	
23 Honesty Scott-Grayson	G 35:00	6-19	0-3	6-7	0	3	3	4	5	18	4	4	1	0	2	20	100%	3.3	0.0%	0.0	0	0	0	0	0	
4 Kaitlyn Duhon	F 17:38	0-2	0-0	0-0	0	2	2	1	2	0	1	1	1	0	0	9	35.7%	5.4	0.0%	0.0	0	0	0	0	0	
3 McKenna Eddings	F 23:43	1-2	0-0	2-2	1	2	3	1	4	3	0	1	1	0	15	0.0%	0.2	0.0%	0.0	0	0	0	0	0	0	
20 Oyindamola Akinbolawa	04:31	1-2	0-0	0-0	0	0	0	0	2	0	0	0	1	0	-3	0.0%	7.13	53.8%	0.0	0	0	0	0	0	0	
1 Celia Sumbane	18:48	2-3	1-2	0-0	0	2	2	1	2	5	2	1	3	2	12	1	0.0%	0.0	0.0%	0.0	0	0	0	0	0	
0 Yakiya Milton	02:31	0-0	0-0	0-2	1	1	2	0	1	0	0	0	0	1	0	1	0.0%	0.0	0.0%	0.0	0	0	0	0	0	
Team					1	3	4	0	0	0	0	0														
Totals	27:58	2-11	20-31	9	25	34	16	25	76	14	12	11	7	3	20											
Technical Fouls: NONE													Dead Ball Rebounds: 6, 0													

Rutgers - 56 Record: 2-1													Shooting By Period													
NO. Name	Min	FG	3P	FT	Rebounds	Fouls	TP	AS	TO	ST	Blocks	+/-	1st FG%	2nd FG%	3rd FG%	4th FG%	GM FG%	3PT%	FT%	1st FG%	2nd FG%	3rd FG%	4th FG%	GM FG%		
1 Destiny Adams	F 29:37	2-7	0-0	0-0	1	7	8	5	0	4	2	6	3	2	1	-24	0.0%	0.3	0.0%	0.0	0	0	0	0	0	0.0%
4 Antonia Bates	F 15:06	0-1	0-1	0-0	0	1	1	0	1	0	0	0	0	0	-12	0.0%	5.7	71.4%	0.0	0	0	0	0	0	0	
54 Chyna Cornwell	F 30:50	3-4	0-0	5-8	6	7	13	4	5	11	0	3	1	1	0	-11	0.0%	2.11	18.2%	0.0	0	0	0	0	0	
2 Kaylene Smikle	G 32:18	6-18	3-7	4-4	1	4	5	5	19	2	3	4	0	1	-7	0.0%	1.3	33.3%	0.0	0	0	0	0	0	0	
3 Mya Petticord	G 32:19	2-9	1-4	3-5	1	0	1	3	8	3	3	3	0	2	-27	0.0%	0.0	0.0%	0.0	0	0	0	0	0	0	
24 Lisa Thompson	09:24	0-4	0-0	2-2	0	0	0	4	1	2	0	0	0	0	8	0.0%	7.18	38.9%	0.0	0	0	0	0	0	0	
20 Erica Lafayette	05:31	0-1	0-1	0-0	1	0	1	0	0	0	0	0	0	0	0	0	0.0%	4.7	57.1%	0.0	0	0	0	0	0	
22 Kassondra Brown	22:46	0-2	0-0	1-2	0	3	3	1	1	1	1	1	0	2	-13	0.0%	3.5	60%	0.0	0	0	0	0	0	0	
0 Jillian Hueter	22:08	4-7	3-6	0-0	0	2	2	2	0	11	1	1	1	0	-14	0.0%	2.10	20.0%	0.0	0	0	0	0	0	0	
Team					3	3	6	0	1	1	0	0														
Totals	17:53	7-19	15-21	13	27	40	26	16	56	9	24	10	3	7	-20											
Technical Fouls: Thompson 4 th 6:04													Dead Ball Rebounds: 4, 0													

		Cal	Auburn	Points from		Cal	Auburn	Period by Period Scoring							
Biggest lead	23 (3 rd 7:31)	13 (1 st 3:28)	29	11	1st	2nd	3rd	4th	TOT	Cal	14	19	19	15	67
Best Scoring Run	24 (2 nd 0:46)	11 (1 st 5:17)	46	20	AU	11	27	17	21	76					
Lead Changes	1	2	Second Chance	13	15										
Times Tied	2	18	Fast Breaks	18	13										
Time with Lead	27:03	11:33	Bench	11	14										

Game 4 | Nov. 17, 2023 | Auburn, Ala.
California 67, Auburn 53

Official Basketball Box Score - Final California at Auburn 11/17/23 Neville Arena, Auburn, Ala. 2023-24 Women's Basketball Officials: Puarani Spurlock-Welsh, Saif Eshti, Carla Fountain													Game Time: 7:00 PM Game Duration: 1:54 Attendance: 2,559												
California - 67 Record: 4-0													Shooting By Period												
NO. Name	Min	FG	3P	FT	Rebounds	Fouls	TP	AS	TO	ST	Blocks	+/-	1st FG%	2nd FG%	3rd FG%	4th FG%	GM FG%	3PT%	FT%	1st FG%	2nd FG%	3rd FG%	4th FG%	GM FG%	
0 Ugonne Onyiah	F 34:29	2-6	0-0	2-4	4	15	19	3	4	6	0	0	2	3	0	17	29.4%	2.5	40.0%	0.0	0	0	0	0	0
7 Maria Suarez	F 37:19	9-19	5-9	4-4	2	5	7	3	2	27	0	1	0	0	14	50.0%	2.4	50.0%	0.0	0	0	0	0	0	0
1 Lellani McIntosh	G 39:38	7-16	0-0	5-6	3	5	8	3	8	19	6	3	0	0	12	46.7%	7.15	46.7%	0.0	0	0	0	0	0	
15 Kemery Martin	G 29:00	2-7	1-3	4-5	0	1	1	0	3	9	0	0	0	0	12	0.0%	2.5	40.0%	0.0	0	0	0	0	0	
24 McKayla Williams	G 37:07	2-7	0-2	0-0	2	7	9	3	1	4	2	2	1	1	17	100%	3.3	100%	0.0	0	0	0	0	0	
12 Ila Lane	05:31	0-0	0-0	0-0	1	1	2	0	1	0	0	0	0	0	-3	0.0%	6.15	40.0%	0.0	0	0	0	0	0	
21 Mia Mas trov	16:50	1-6	0-4	0-0	0	0	0	0	2	0	0	1	2	0	1	0.0%	1.5	20.0%	0.0	0	0	0	0	0	
10 Lulu Laditan-Twidale	00:06	0-0	0-0	0-0	0	0	0	0	0	0	0	0	0	0	0	0.0%	6.8	75%	0.0	0	0	0	0	0	
Team					0	0	0	0	0	0	0	0													
Totals	23:61	6-18	15-19	12	34	46	14	19	67	8	12	6	4	1	14										
Technical Fouls: NONE													Dead Ball Rebounds: 5, 0												

Auburn - 53 Record: 3-1													Shooting By Period												
NO. Name	Min	FG	3P	FT	Rebounds	Fouls	TP	AS	TO	ST	Blocks	+/-	1st FG%	2nd FG%	3rd FG%	4th FG%	GM FG%	3PT%	FT%	1st FG%	2nd FG%	3rd FG%	4th FG%	GM FG%	
3 McKenna Eddings	F 24:43	2-8	1-5	0-0	0	2	2	1	3	5	1	1	0	0	-11	0.0%	0.0	0.0%	0.0	0	0	0	0	0	0
14 Taylen Collins	F 28:09	3-10	0-0	0-2	4	3	7	1	3	6	0	0	1	0	-16	0.0%	0.0	0.0%	0.0	0	0	0	0	0	0
30 Savannah Scott	C 34:02	1-3	0-0	0-0	2	4	3	0	2	0	0	0	0	0	-24	0.0%	5.20	25.0%	0.0	0	0	0	0	0	
5 Sydney Shaw	G 19:23	2-9	1-3	0-0	0	3	3	2	0	0	0	0	0	0	-12	0.0%	0.6	0.0%	0.0	0	0	0	0	0	
12 Mar'Shaun Bostic	G 17:04	2-10	0-1	0-0	0	3	3	2	0	2	0	2	1	0	3	0.0%	0.0	0.0%	0.0	0	0	0	0	0	
1 Celia Sumbane	13:34	1-3	0-1	0-0	0	2	1	1	2	1	0	1	1	0	3	0.0%	6.18	33.3%	0.0	0	0	0	0	0	
2 Ja'Mya Mingo-Young	13:44	0-3	0-1	0-0	0	2	2	3	0	0	0	0	0	0	-7	0.0%	1.4	25.0%	0.0	0	0	0	0	0	
23 Honesty Scott-Grayson	28:20	6-16	1-4	5-7	2	7	9	3	4	18	2	1	1	1	0	0	0.0%	6.9	66.7%	0.0	0	0	0	0	
4 Kaitlyn Duhon	15:05	4-5	0-0	1-2	1	2	1	2	1	9	0	0	1	0	0	-8	0.0%	5.15	33.3%	0.0	0	0	0	0	
20 Oyindamola Akinbolawa	04:55	0-0	0-0	0-0	1	0	1	3	0	0	0	0	1	0	8	0.0%	1.4	25.0%	0.0	0	0	0	0	0	
32 Timya Thurman	01:03	0-0	0-0	0-0	0	0	0	0	0	0	0	0	0	0	2	0.0%	2.4	50%	0.0	0	0	0	0	0	
Team					5	1	6	0	0	0	0	0													
Totals	21:67	3-15	8-13	16	25	41	19	14	53	10	7	1	4	-14											
Technical Fouls: NONE													Dead Ball Rebounds: 1, 0												

		Cal	Auburn	Points from		Cal	Auburn	Period by Period Scoring			
Biggest lead	15 (3 rd 8:56)	3 (1 st 9:20)	13	11	1st	2nd					

Game 11 | Dec. 16, 2023 | Auburn, Ala.
Auburn 67, Norfolk State 39

		Official Basketball Box Score - Final Norfolk St. at Auburn 12/16/23 Neville Arena, Auburn, Ala. 2023-24 Women's Basketball										Game Time: 2:00 PM Game Duration: 1:55 Attendance: 2,396					
Norfolk St. - 39		Record: 7-4										Officials: Dee Kartner, Teresa Stuck, Demoya Pugh					
NO.	Name	Min	FG	3P	FT	Rebounds	Fouls	TP	AS	TO	ST	Blocks	+/-	Shooting By Period			
12	Makoye Diawara	F 07:54	0-0	0-0	0-0	0 0 0	2 0	0	0	4	1	0	0	-12	1st FG%	4-11	36.4%
22	Kierra Wheeler	F 32:53	3-6	0-0	0-0	5 6 11	4 5	15	0	8	0	2	2	-15	3PT%	1-2	50.0%
2	Niya Fields	G 32:28	1-5	0-2	0-0	0 4 4	4 1	2	1	2	2	0	0	-6	FT%	0-0	0%
3	Diamond Johnson	G 36:01	6-23	2-6	1-1	2 4 6	1 4	15	1	2	4	0	0	-24	2nd FG%	5-20	25.0%
24	Danajiah Williams	G 25:27	0-1	0-1	0-0	0 2 2	2 1	0	1	5	1	0	0	-4	3PT%	0-3	0.0%
1	Da'Brya Clark	14:52	0-1	0-0	0-0	1 1 2	1 1	0	0	2	1	0	0	-18	FT%	1-3	33.3%
30	Paris Mullins	11:56	1-2	0-0	0-0	0 1 1	4 1	2	1	0	0	0	0	-9	3rd FG%	3-15	20.0%
4	Anjanee Richardson	13:57	1-2	0-0	0-0	1 1 2	3 0	2	1	2	2	0	0	-4	3PT%	0-3	0.0%
13	Skye Robinson	14:56	1-5	0-0	1-1	1 1 2	0 1	3	0	0	0	0	0	-4	FT%	1-1	100%
35	Danielle Robinson	09:36	0-2	0-2	0-0	0 1 1	2 0	0	0	0	0	0	0	-17	4th FG%	4-12	33.3%
Team			16-58	2-12	5-7	1 5 6	6	0	1	27	11	2	3	-20	GM FG%	16-58	27.6%
Totals			16-58	2-12	5-7	11 26 37	22 14	39	4	27	11	2	3	-20	3PT%	2-12	16.7%
														Technical Fouls: Coach 3 rd 1:31			

		Official Basketball Box Score - Final Auburn - 67 12/16/23 Neville Arena, Auburn, Ala. 2023-24 Women's Basketball										Game Time: 2:00 PM Game Duration: 1:55 Attendance: 2,396					
Auburn - 67		Record: 9-2										Officials: Dee Kartner, Teresa Stuck, Demoya Pugh					
NO.	Name	Min	FG	3P	FT	Rebounds	Fouls	TP	AS	TO	ST	Blocks	+/-	Shooting By Period			
14	Taylen Collins	F 19:34	3-6	0-0	4-5	2 3 5	2 3	10	1	4	0	2	6	-17	1st FG%	3-13	23.1%
2	Ja'Mya Mingo-Young	G 24:12	2-4	0-1	12-12	0 5 5	2 6	16	4	0	2	0	0	17	3PT%	1-6	16.7%
5	Sydney Shaw	G 24:51	2-5	1-3	0-0	1 3 4	0 1	5	0	4	0	0	0	10	FT%	6-9	66.7%
23	Honesty Scott-Grayson	G 23:45	4-13	0-5	4-5	1 3 4	2 5	12	0	3	1	0	0	21	2nd FG%	4-11	36.4%
30	Savannah Scott	15:21	1-2	0-0	1-4	0 2 2	1 2	3	0	1	0	0	0	20	3PT%	1-3	33.3%
20	Oyindamola Akinbolawa	09:46	0-3	0-0	0-0	0 1 1	2 1	0	0	2	1	0	0	0	3rd FG%	8-14	57.1%
3	McKenna Eddings	14:28	0-3	0-2	0-0	1 0 1	0 1	0	2	0	1	0	0	17	FT%	0-3	0.0%
12	Mar'shaun Bostic	14:22	2-5	0-0	0-0	4 4 2	2 0	4	1	4	2	0	0	22	3PT%	1-3	33.3%
4	Kaitlyn Duhon	13:46	3-4	1-1	0-0	1 3 4	1 2	7	1	2	1	0	0	25	4th FG%	7-16	43.8%
0	Yakia Milton	04:37	0-0	0-0	0-0	0 0 0	0 0	0	1	1	0	0	0	2	GM FG%	22-54	40.7%
15	Kionna Gaines	04:37	0-1	0-0	0-0	0 0 0	0 0	0	0	0	0	0	0	-2	3PT%	2-13	15.4%
21	Audia Young	04:37	1-2	0-1	0-0	0 2 2	0 0	2	1	0	0	0	0	-2	FT%	2-2	100%
24	Carsen McCadden	04:37	0-0	0-0	0-0	0 1 1	0 0	0	0	0	0	0	0	-2	GM FG%	22-54	40.7%
32	Timya Thurman	04:37	2-3	0-0	0-0	0 1 1	1 0	4	0	1	0	1	0	-2	3PT%	2-13	15.4%
Team			22-54	2-13	21-26	8 32 40	14 21	67	12	20	13	3	2	28	FT%	21-26	80.8%
Totals			22-54	2-13	21-26	8 32 40	14 21	67	12	20	13	3	2	28	Technical Fouls: NONE		

Biggest lead		NSU	Auburn	Points from		NSU	Auburn	Period by Period Scoring			
Best Scoring Run		1 (2 nd 5:59)	32 (4 th 6:36)	Turnovers		13	32	1st 2nd 3rd 4th TOT			
Lead Changes		2	2	Paint		26	30	NSU 9 11 7 12 39			
Times Tied		2	2	Second Chance		8	9	Auburn 13 13 27 14 67			
Time with Lead		00:33	38:28	Fast Breaks		5	16				
				Bench		7	20				

Game 12 | Dec. 20, 2023 | Auburn, Ala.
Auburn 69, Washington State 62

		Official Basketball Box Score - Final Washington St. at Auburn 12/20/23 Neville Arena, Auburn, Ala. 2023-24 Women's Basketball										Game Time: 2:00 PM Game Duration: 1:59 Attendance: 2,341					
Washington St. - 62		Record: 11-3										Officials: Tiffany Bird, Eric Brewton, Royce Blevins					
NO.	Name	Min	FG	3P	FT	Rebounds	Fouls	TP	AS	TO	ST	Blocks	+/-	Shooting By Period			
55	Bella Murekatete	G 22:37	1-3	0-0	2-2	2 4 6	4 2	4	1	2	0	0	0	1	1st FG%	8-12	66.7%
1	Tara Wallack	F 31:28	2-3	0-0	0-0	1 2 3	4 2	4	3	4	1	0	1	0	3PT%	3-4	75.0%
5	Charisse Leger-Walker	G 39:36	4-10	0-4	4-5	1 8 9	4 6	12	10	8	3	0	0	-9	FT%	1-1	100%
10	Eleonora Villa	G 30:04	5-15	2-5	0-0	0 3 3	0 0	12	0	1	0	0	0	-11	2nd FG%	5-10	50.0%
11	Astera Tuhina	G 35:06	5-9	3-6	2-2	0 2 2	1 1	15	1	1	0	0	0	-6	3PT%	1-1	100%
34	Jenna Villa	19:19	3-4	2-3	0-0	0 3 3	2 0	8	0	2	1	0	0	-4	FT%	3-12	25.0%
33	Alex Covill	11:30	1-2	0-0	2-2	0 2 2	2 2	4	0	2	0	3	0	-3	3PT%	0-4	0.0%
14	Jessica Clarke	04:48	0-1	0-0	0-0	0 0 0	0 0	0	0	1	0	0	0	-3	FT%	3-3	100%
12	Kyra Gardner	05:32	1-2	1-1	0-0	0 2 2	0 0	3	0	0	0	1	0	-7	4th FG%	6-15	40.0%
Team			22-49	8-19	10-11	5 26 31	18 13	62	15	20	8	4	1	-7	GM FG%	22-49	44.9%
Totals			22-49	8-19	10-11	5 26 31	18 13	62	15	20	8	4	1	-7	3PT%	8-19	42.1%
														Technical Fouls: NONE			

		Official Basketball Box Score - Final Auburn - 69 12/20/23 Neville Arena, Auburn, Ala. 2023-24 Women's Basketball										Game Time: 2:00 PM Game Duration: 1:59 Attendance: 2,341					
Auburn - 69		Record: 10-2										Officials: Tiffany Bird, Eric Brewton, Royce Blevins					
NO.	Name	Min	FG	3P	FT	Rebounds	Fouls	TP	AS	TO	ST	Blocks	+/-	Shooting By Period			
1	Celia Sumbane	F 09:58	2-3	2-2	0-0	1 0 1	3 0	6	1	3	1	0	0	8	1st FG%	6-18	33.3%
14	Taylen Collins	F 30:14	5-10	0-0	0-0	0 6 6	1 1	10	2	0	3	0	1	11	3PT%	1-4	25.0%
2	Ja'Mya Mingo-Young	G 30:35	3-11	0-0	6-6	2 5 7	1 4	12	7	3	0	0	1	12	FT%	0-1	0%
5	Sydney Shaw	G 29:33	2-7	0-2	0-0	1 1 2	2 0	4	1	1	0	0	0	9	2nd FG%	4-13	30.8%
23	Honesty Scott-Grayson	G 34:43	5-11	2-5	5-6	0 5 5	3 3	17	1	3	0	0	0	9	3PT%	1-1	100%
30	Savannah Scott	08:19	0-1	0-0	2-2	0 0 0	1 2	0	0	0	0	0	0	4	FT%	4-4	100%
12	Mar'shaun Bostic	11:51	3-3	0-0	2-2	0 0 0	1 3	8	0	1	0	0	0	-6	3rd FG%	7-13	53.8%
20	Oyindamola Akinbolawa	16:44	3-7	0-0	1-2	0 1 1	1 2	7	3	1	1	0	0	-10	4th FG%	2-4	50.0%
4	Kaitlyn Duhon	16:16	1-4	1-1	0-0	1 1 2	1 3	3	0	0	1	0	0	5	3PT%	1-1	100%
3	McKenna Eddings	11:47	0-0	0-0	0-0	0 1 1	0 1	0	1	0	0	0	0	-3	FT%	8-10	80%
Team			24-57	5-10	16-19	9 23 32	13 18	69	16	12	9	1	4	7	GM FG%	24-57	42.1%
Totals			24-57	5-10	16-19	9 23 32	13 18	69	16	12	9	1	4	7	3PT%	5-10	50.0%
														Technical Fouls: NONE			

Biggest lead		WSU	Auburn	Points from		WSU	Auburn	Period by Period Scoring			
Best Scoring Run		9 (2 nd 9:24)	10 (4 th 4:29)	Turnovers		14	23	1st 2nd 3rd 4th TOT			
Lead Changes		3	3	Paint		26	28	WSU 20 12 9 21 62			
Times Tied		5	5	Second Chance		7	11	Auburn 13 13 20 23 69			
Time with Lead		22:07	15:32	Fast Breaks		5	8				
				Bench		15	20				

Game 13 | Dec. 31, 2023 | Auburn, Ala.
Auburn 79, North Alabama 58

		Official Basketball Box Score - Final North Ala. at Auburn 12/31/23 Neville Arena, Auburn, Ala. 2023-24 Women's Basketball										Game Time: 2:00 PM Game Duration: 1:51 Attendance: 2,422					
North Ala. - 58		Record: 4-9										Officials: Margaret Tieman, Meadow Overstreet, Tasha Smith					
NO.	Name	Min	FG	3P	FT	Rebounds	Fouls	TP	AS	TO	ST	Blocks	+/-	Shooting By Period			
0	Cameron Jones	F 22:00	1-2	0-0	0-0	0 7 7	2 0	2	1	0	0	0	0	-18	1st FG%	6-17	35.3%
11	Veronaye Charlton	G 27:01	6-14	0-0	1-3	1 3 4	2 2	13	3	6	2	3	-16	3PT%	1-5	20.0%	
13	Katie Criswell	G 16:52	1-4	1-4	0-2	2 2 4	2 1	3	1	1	0	0	0	-4	FT%	2-3	66.7%
15	Alexis Callins	G 22:56	4-9	3-7	1-2	0 2 2	3 1	12	1	3	0	0	0	-10	2nd FG%	5-14	35.7%
23	Alyssa Clutter	G 34:06	7-13	1-2	2-2	3 3 6	2 2	16	1								

Game 15 | Jan. 7, 2024 | College Station, Texas
Texas A&M 66, Auburn 44

Official Basketball Box Score - Final Auburn at Texas A&M 01/07/24 Reed Arena, Bryan-College Station 2023-24 Women's Basketball													Game Time: 3:00 PM Game Duration: 2:01 Attendance: 5,953		
Auburn - 44 Record: 11-4 (0-2)															
NO.	Name	Min	FG	3P	FT	Rebounds	Fouls	TP	AS	TO	ST	Blocks	+/-		
1	Celia Sumbane	F 21:10	1-2	0-1	0-0	0 2 2	4 0	2	0	1	1	0	0	-5	
14	Taylen Collins	F 33:18	3-6	0-0	2-4	0 6 6	3 3	8	1	4	2	1	0	-16	
30	Savannah Scott	C 12:16	0-1	0-0	0-0	1 0 1	1 1	0	0	0	0	0	0	-2	
2	JaMya Mingo-Young	G 27:16	2-9	0-0	5-7	1 7 8	3 5	9	3	2	1	1	1	-8	
23	Honesty Scott-Grayson	G 29:20	7-17	1-3	0-0	0 1 1	1 4	15	1	0	1	1	1	-21	
20	Oyindamola Akinbolawa	08:59	0-0	0-0	0-0	0 0 0	2 0	0	0	0	1	0	0	-11	
4	Kaitlyn Duhon	14:41	0-3	0-2	0-2	0 2 2	1 2	0	0	1	1	0	0	-19	
5	Sydney Shaw	13:03	0-4	0-2	0-0	1 2 3	0 1	0	1	1	1	0	0	-13	
12	Mar'shaun Bostic	12:42	2-4	0-0	4-6	0 0 0	2 3	8	2	5	1	0	0	-8	
3	McKenna Eddings	09:23	0-2	0-1	0-0	0 0 0	1 0	0	0	1	0	0	0	-5	
0	Yakiya Milton	15:02	0-0	0-0	2-2	1 2 3	2 2	2	0	0	0	1	0	-5	
21	Audie Young	01:00	0-1	0-0	0-0	0 0 0	0 0	0	0	0	0	0	1	-1	
32	Timiya Thurman	01:00	0-0	0-0	0-0	0 0 0	0 0	0	0	0	0	0	0	-1	
24	Carsen McFadden	00:51	0-0	0-0	0-0	0 0 0	0 0	0	0	0	0	0	0	0	
Team						1 2 3	0	2							
Totals			15-49	1-9	13-21	5 24 29	20 21 44	8	17	9	4	3	-22		

Technical Fouls: NONE

Dead Ball Rebounds: 5, 0

Texas A&M - 66 Record: 13-2 (1-1)														
NO.	Name	Min	FG	3P	FT	Rebounds	Fouls	TP	AS	TO	ST	Blocks	+/-	
2	Janiah Barker	F 28:46	5-7	0-0	3-4	1 9 10	4 2	13	1	3	2	1	0	19
32	Lauren Ware	F 19:47	3-6	0-0	2-2	1 4 5	3 2	8	0	0	0	0	1	1
1	Endyia Rogers	G 30:15	5-14	0-1	2-2	0 1 1	1 2	12	2	3	2	2	2	16
5	Aicha Coulibaly	G 27:24	5-9	0-0	4-5	2 3 5	3 5	14	3	2	2	0	22	
24	Sahara Jones	G 23:57	1-7	0-2	2-2	3 4 7	1 3	4	0	2	1	0	1	10
14	Maliyah Hyton	17:19	0-0	0-0	1-4	1 2 3	3 4	0	0	0	0	0	0	16
00	Sydney Bowles	09:10	1-4	1-3	0-0	0 3 3	0 1	3	0	0	0	0	0	-1
3	Timeya Johnson	12:19	2-4	0-1	1-4	2 3 3	2 2	5	1	2	0	0	0	7
4	Kay Kay Green	17:59	1-2	0-0	0-0	1 0 1	2 0	2	4	1	1	1	0	10
15	Sole Williams	12:04	2-4	0-1	0-0	1 1 1	2 0	4	1	1	0	0	0	10
11	Vanessa Saidu	01:00	0-0	0-0	0-0	0 1 1	0 0	0	0	0	0	0	0	0
Team						0 3 3	0	2						
Totals			25-57	1-8	15-23	11 32 43	21 20	66	12	16	8	3	4	22

Technical Fouls: NONE

Dead Ball Rebounds: 5, 0

Biggest lead 1 (1 st 8:08) 25 (4 th 7:43)		Points from AUB 11 TAMU 15	
Best Scoring Run 7 (4 th 2:19) 9 (1 st 3:03)		Turnovers 11 15	
Lead Changes 4		Paint 20 40	
Times Tied 0		Second Chance 3 10	
Time with Lead 02:04 36:55		Fast Breaks 6 10	
		Bench 10 15	
		TAMU 17 15 17 17 66	

Game 16 | Jan. 11, 2024 | Oxford, Miss.
Ole Miss 58, Auburn 55

Official Basketball Box Score - Final Auburn at Ole Miss 01/11/24 The Sandy and John Back Pavilion at Ole Miss, Oxford 2023-24 Women's Basketball													Game Time: 6:30 PM Game Duration: 2:10 Attendance: 2,350		
Auburn - 55 Record: 11-5 (0-3)															
NO.	Name	Min	FG	3P	FT	Rebounds	Fouls	TP	AS	TO	ST	Blocks	+/-		
14	Taylen Collins	F 27:58	2-8	0-0	2-2	3 2 5	1 3	6	0	2	1	2	1	-9	
30	Savannah Scott	C 13:38	1-3	0-0	1-2	3 1 4	3 2	4	3	1	1	0	0	-11	
2	JaMya Mingo-Young	G 31:05	2-8	1-3	4-4	1 2 3	4 1	2	3	4	2	0	3	-4	
4	Kaitlyn Duhon	G 28:54	1-3	0-1	0-0	0 2 2	1 1	2	0	0	0	0	0	-4	
23	Honesty Scott-Grayson	G 19:49	4-12	1-3	7-9	1 2 3	4 6	16	1	2	0	1	0	6	
5	Sydney Shaw	09:52	1-4	1-3	0-0	0 1 1	0 2	3	1	2	0	0	0	-8	
1	Celia Sumbane	23:11	3-8	0-1	3-4	2 1 3	3 2	9	0	2	0	0	0	7	
12	Mar'shaun Bostic	13:44	0-5	0-0	2-2	1 1 2	4 2	3	1	1	1	0	3	-2	
20	Oyindamola Akinbolawa	22:00	1-2	0-0	1-1	1 5 6	0 2	3	1	2	0	1	1	10	
3	McKenna Eddings	05:28	0-1	0-0	0-0	0 0 0	0 0	0	0	0	0	0	1	2	
0	Yakiya Milton	04:22	1-1	0-0	0-0	0 0 0	0 0	0	0	0	0	0	0	-2	
Team						4 2 6	0	1							
Totals			16-55	3-12	20-24	16 19 35	18 21	55	8	18	6	4	10	-3	

Technical Fouls: NONE

Dead Ball Rebounds: 4, 0

Ole Miss - 58 Record: 12-4 (2-1)														
NO.	Name	Min	FG	3P	FT	Rebounds	Fouls	TP	AS	TO	ST	Blocks	+/-	
22	Marquesha Davis	F 27:19	6-14	0-1	3-7	2 4 6	2 4	15	1	2	0	0	0	3
22	Tyla Singleton	F 14:37	1-1	0-0	0-0	2 2 4	3 2	2	0	0	0	1	0	-3
24	Madison Scott	F 34:08	5-10	0-0	0-0	0 5 5	4 3	10	6	7	2	3	1	0
32	Rita Igbokwe	F 28:22	1-5	0-0	4-5	6 2 8	3 4	6	0	4	0	3	0	1
3	Kennedy Todd-Williams	G 30:02	4-12	0-2	0-0	3 0 3	0 0	8	1	2	2	0	1	0
5	Snudda Collins	18:17	1-6	0-0	0-0	2 1 3	2 1	2	0	0	0	1	1	6
33	Khatyssa Richardson	20:03	3-6	0-0	2-3	0 3 3	2 1	2	2	2	1	2	0	2
20	Ayanna Thompson	07:17	1-2	1-1	0-0	0 1 1	0 0	3	0	0	0	0	0	0
21	Zakiya Stephenson	02:56	1-2	0-0	0-0	0 0 0	0 1	2	0	1	0	0	0	-1
23	Elaura Eaton	02:11	0-0	0-0	0-0	0 0 0	0 0	0	0	0	0	0	0	-1
10	JAdore Young	07:18	1-1	0-0	0-0	0 2 2	2 2	0	0	2	1	0	0	4
35	Rhema Collins	02:02	0-0	0-0	0-0	0 0 0	0 0	0	0	1	0	0	0	0
12	Mar'ia Avilas	01:13	0-0	0-0	0-0	0 0 0	0 2	0	0	0	0	0	0	0
13	Mariyah Noel	04:17	0-1	0-0	0-0	0 0 0	0 1	0	0	0	1	0	0	4
Team						5 3 8	0	1						
Totals			24-60	1-4	9-15	20 23 43	21 18	58	13	21	8	10	4	3

Technical Fouls: NONE

Dead Ball Rebounds: 3, 0

Biggest lead 0 (1 st 10:00) 18 (3 rd 3:50)		Points from AU 15 UM 15	
Best Scoring Run 8 (4 th 6:38) 11 (3 rd 7:30)		Turnovers 13 15	
Lead Changes 0		Paint 24 34	
Times Tied 1		Second Chance 13 15	
Time with Lead 00:00 37:37		Fast Breaks 4 8	
		Bench 19 17	
		UM 14 13 22 9 58	

Game Notes: 04 3:57 - After review, Common Foul on UM #24 Scott upgraded to Intentional Foul

Game 17 | Jan. 14, 2024 | Auburn, Ala.
Auburn 67, #7 LSU 62

Official Basketball Box Score - Final LSU at Auburn 01/14/24 Neville Arena, Auburn, Ala. 2023-24 Women's Basketball													Game Time: 2:00 PM Game Duration: 2:04 Attendance: 7,020		
LSU - 62 Record: 16-2 (3-1)															
NO.	Name	Min	FG	3P	FT	Rebounds	Fouls	TP	AS	TO	ST	Blocks	+/-		
10	Angel Reese	F 37:12	8-15	0-0	6-12	6 5 11	3 7	24	0	2	0	1	1	-5	
24	Aneesha Morrow	F 38:44	6-11	0-0	0-0	5 10 15	3 4	12	2	4	4	0	0	-3	
4	Flau'jae Johnson	G 28:22	4-8	0-0	4-6	1 2 3	4 4	4	0	2	2	0	0	-17	
11	Halley Van Lih	G 27:30	1-9	0-1	1-2	0 0 0	2 1	3	1	3	0	0	0	-1	
12	Mikaylah Williams	G 38:45	3-10	0-1	1-2	1 2 3	3 3	7	5	3	4	0	0	-7	
13	Last-Tear Poa	19:41	0-0	0-0	2-3	0 0 0	4 1	2	3	1	0	0	0	5	
23	Aalyah Del Rosario	04:00	0-0	0-0	0-0	0 1 1	0 0	2	0	0	0	0	0	-2	
20	Janae Kent	05:43	1-2	0-0	0-0	0 0 0	0 0	2	0	0	0	0	0	5	
Team						1 2 3	0	0							
Totals			23-55	0-2	16-25	14 22 36	19 17	62	11	15	10	1	1	-5	

Technical Fouls: NONE

Dead Ball Rebounds: 7, 0

Auburn - 67 Record: 12-5 (1-3)														
NO.	Name	Min	FG	3P	FT	Rebounds	Fouls	TP	AS	TO	ST	Blocks	+/-	
14	Taylen Collins	F 37:21	3-5	0-0	0-0	3 4 7	2 1	6	1	1	2	0	0	6
20	Oyindamola Akinbolawa													



2023-24 Auburn Women's Basketball Combined Team Statistics All games

Game Records

Record	Overall	Home	Away	Neutral
ALL GAMES	13-6	10-2	3-4	0-0
CONFERENCE	2-4	2-1	0-3	0-0
NON-CONFERENCE	11-2	8-1	3-1	0-0

Score by Periods

Team	1st	2nd	3rd	4th	OT	TOT
Auburn	283	300	339	349	0	1271
Opponents	244	239	288	295	0	1066

Team Box Score

No.	Player				Total		3-Point		F-Throw		Rebounds				PF		A		TO		BLK		STL		PTS		AVG	
		GP-GS	MIN	AVG	FG-FGA	FG%	3FG-3FGA	3FG%	FT-FTA	FT%	OFF	DEF	TOT	AVG	PF	DQ	A	TO	BLK	STL	PTS	AVG						
23	SCOTT-GRAYSON, Honesty	18-17	502:04	27.9	105-260	.404	17-70	.243	60-77	.779	14	55	69	3.8	42	0	43	44	3	23	287	15.9						
2	MINGO-YOUNG, JaMya	16-11	399:38	25.0	43-110	.391	7-15	.467	57-69	.826	13	63	76	4.8	31	0	64	25	4	26	150	9.4						
14	COLLINS, Taylen	19-19	543:04	28.6	62-139	.446	0-0	.000	31-46	.674	51	73	124	6.5	36	0	20	40	14	29	155	8.2						
5	SHAW, Sydney	19-14	435:17	22.9	43-134	.321	21-66	.318	19-23	.826	5	40	45	2.4	14	0	21	22	3	13	126	6.6						
12	BOSTIC, Mar'shaun	18-8	334:57	18.6	41-93	.441	0-3	.000	33-54	.611	6	31	37	2.1	40	0	38	37	3	30	115	6.4						
30	SCOTT, Savannah	19-9	308:25	16.2	41-66	.621	0-0	.000	19-31	.613	32	37	69	3.6	22	0	4	17	5	0	101	5.3						
4	DUHON, Kaitlyn	19-4	303:27	16.0	41-93	.441	3-12	.250	10-20	.500	13	36	49	2.6	31	0	8	19	1	22	95	5.0						
1	SUMBANE, Celia	19-11	305:42	16.1	31-74	.419	3-13	.231	17-23	.739	24	34	58	3.1	48	0	16	28	9	23	82	4.3						
3	EDDINGS, McKenna	18-1	241:46	13.4	22-87	.253	13-49	.265	16-21	.762	8	19	27	1.5	17	0	21	13	7	12	73	4.1						
20	AKINBOLAWA, Oyindamola	18-1	191:44	10.7	20-41	.488	0-0	.000	3-8	.375	14	22	36	2.0	25	0	6	13	3	13	43	2.4						
21	YOUNG, Audia	7-0	37:32	5.4	7-14	.500	0-3	.000	0-0	.000	4	4	8	1.1	3	0	2	2	0	2	14	2.0						
32	THURMAN, Timya	9-0	35:42	4.0	5-10	.500	0-0	.000	3-5	.600	3	3	6	0.7	2	0	3	1	3	1	13	1.4						
24	MCFADDEN, Carsen	7-0	28:23	4.1	2-9	.222	1-4	.250	1-1	1.000	1	1	2	0.3	1	0	0	0	0	2	6	0.9						
0	MILTON, Yakiya	14-0	114:07	8.2	4-14	.286	0-0	.000	3-10	.300	5	15	20	1.4	20	0	2	8	10	4	11	0.8						
15	GAINES, Kionna	5-0	18:13	3.6	0-6	.000	0-0	.000	0-0	.000	1	2	3	0.6	0	0	0	1	0	1	0	0.0						
Team											40	36	76				11											
Total		19	3800		467-1150	.406	65-235	.277	272-388	.701	234	471	705	37.1	332	0	248	281	65	201	1271	66.9						
Opponents		19	3800		378-1011	.374	71-249	.285	239-334	.716	195	495	690	36.3	370	14	165	400	54	133	1066	56.1						

Team Statistics

	AUB	OPP
Scoring	1271	1066
Points per game	66.9	56.1
Scoring margin	+10.8	-
Field goals-att	467-1150	378-1011
Field goal pct	.406	.374
3 point fg-att	65-235	71-249
3-point FG pct	.277	.285
3-pt FG made per game	3.4	3.7
Free throws-att	272-388	239-334
Free throw pct	.701	.716
F-Throws made per game	14.3	12.6
Rebounds	705	690
Rebounds per game	37.1	36.3
Rebounding margin	+0.8	-
Assists	248	165
Assists per game	13.1	8.7
Turnovers	281	400
Turnovers per game	14.8	21.1
Turnover margin	+6.3	-
Assist/turnover ratio	0.9	0.4
Steals	201	133
Steals per game	10.6	7.0
Blocks	65	54
Blocks per game	3.4	2.8
Winning streak	1	-
Home win streak	2	-
Attendance	37959	15189
Home games-Avg/Game	12-3163	7-2170
Neutral site-Avg/Game	-	0-0

Team Results

Date	Opponent		Score	Att.
11/06/2023	Jacksonville St.	W	78-49	2232
11/09/2023	Louisiana	W	60-54	2225
11/12/2023	at Rutgers	W	76-56	1619
11/17/2023	California	L	53-67	2559
11/20/2023	at UCF	L	53-60	1180
11/26/2023	Alabama A&M	W	68-45	2427
11/30/2023	Clemson	W	83-53	2388
12/03/2023	at UAB	W	72-62	861
12/10/2023	at Little Rock	W	58-45	1378
12/13/2023	Alabama St.	W	94-37	2246
12/16/2023	Norfolk St.	W	67-39	2396
12/20/2023	Washington St.	W	69-62	2341
12/31/2023	North Ala.	W	79-58	2422
01/04/2024	Tennessee	L	67-75	2928
01/07/2024	at Texas A&M	L	44-66	5953
01/11/2024	at Ole Miss	L	55-58	2350
01/14/2024	LSU	W	67-62	7720
01/18/2024	at Vanderbilt	L	50-53	1848
01/21/2024	Alabama	W	78-65	6075



2023-24 Auburn Women's Basketball Combined Team Statistics In Conference games

Page 1/1
as of Jan 21, 2024

Game Records

Record	Overall	Home	Away	Neutral
ALL GAMES	2-4	2-1	0-3	0-0
CONFERENCE	2-4	2-1	0-3	0-0
NON-CONFERENCE	0-0	0-0	0-0	0-0

Score by Periods

Team	1st	2nd	3rd	4th	OT	TOT
Auburn	94	84	75	108	0	361
Opponents	78	102	115	84	0	379

Team Box Score

No.	Player	Total			3-Point			F-Throw		Rebounds				PF	DQ	A	TO	BLK	STL	PTS	AVG	
		GP-GS	MIN	AVG	FG-FGA	FG%	3FG-3FGA	3FG%	FT-FTA	FT%	OFF	DEF	TOT									AVG
23	SCOTT-GRAYSON, Honesty	6-6	160:11	26.7	38-97	.392	4-24	.167	22-27	.815	7	13	20	3.3	13	0	13	11	2	5	102	17.0
2	MINGO-YOUNG, JaMya	6-6	179:37	29.9	17-50	.340	4-7	.571	21-28	.750	6	24	30	5.0	13	0	18	13	1	15	59	9.8
14	COLLINS, Taylen	6-6	199:16	33.2	18-44	.409	0-0	.000	8-11	.727	16	24	40	6.7	12	0	5	12	5	8	44	7.3
12	BOSTIC, Mar'shaun	6-0	94:46	15.8	12-31	.387	0-1	.000	14-22	.636	2	4	6	1.0	16	0	11	9	0	6	38	6.3
1	SUMBANE, Celia	6-3	118:30	19.7	11-27	.407	0-4	.000	8-11	.727	8	9	17	2.8	19	0	5	10	2	8	30	5.0
4	DUHON, Kaitlyn	6-4	111:07	18.5	12-30	.400	1-7	.143	1-4	.250	1	11	12	2.0	13	0	0	7	0	4	26	4.3
30	SCOTT, Savannah	6-3	82:31	13.8	8-17	.471	0-0	.000	4-6	.667	8	7	15	2.5	6	0	1	4	1	0	20	3.3
20	AKINBOLAWA, Oyindamola	5-1	74:56	15.0	6-13	.462	0-0	.000	2-2	1.000	5	10	15	3.0	7	0	3	4	2	4	14	2.8
5	SHAW, Sydney	6-1	103:21	17.2	5-27	.185	3-14	.214	2-2	1.000	3	11	14	2.3	3	0	6	7	0	3	15	2.5
0	MILTON, Yakiya	3-0	24:21	8.1	2-2	1.000	0-0	.000	2-2	1.000	1	2	3	1.0	3	0	0	0	1	1	6	2.0
3	EDDINGS, McKenna	5-0	48:33	9.7	2-18	.111	2-10	.200	1-2	.500	1	1	2	0.4	6	0	3	1	0	2	7	1.4
21	YOUNG, Audia	1-0	01:00	1.0	0-1	.000	0-0	.000	0-0	.000	0	0	0	0.0	0	0	0	0	0	0	0	0.0
24	MCFADDEN, Carsen	1-0	00:51	0.9	0-0	.000	0-0	.000	0-0	.000	0	0	0	0.0	0	0	0	0	0	0	0	0.0
32	THURMAN, Timya	1-0	01:00	1.0	0-0	.000	0-0	.000	0-0	.000	0	0	0	0.0	0	0	0	0	0	0	0	0.0
Team											14	11	25				6					
Total		6	1200		131-357	.367	14-67	.209	85-117	.726	72	127	199	33.2	111	0	65	84	14	56	361	60.2
Opponents		6	1200		137-323	.424	12-55	.218	93-130	.715	72	167	239	39.8	113	3	65	113	25	40	379	63.2

Team Statistics

	AUB	OPP
Scoring	361	379
Points per game	60.2	63.2
Scoring margin	-3.0	-
Field goals-att	131-357	137-323
Field goal pct	.367	.424
3 point fg-att	14-67	12-55
3-point FG pct	.209	.218
3-pt FG made per game	2.3	2.0
Free throws-att	85-117	93-130
Free throw pct	.726	.715
F-Throws made per game	14.2	15.5
Rebounds	199	239
Rebounds per game	33.2	39.8
Rebounding margin	-6.7	-
Assists	65	65
Assists per game	10.8	10.8
Turnovers	84	113
Turnovers per game	14.0	18.8
Turnover margin	+4.8	-
Assist/turnover ratio	0.8	0.6
Steals	56	40
Steals per game	9.3	6.7
Blocks	14	25
Blocks per game	2.3	4.2
Winning streak	1	-
Home win streak	2	-
Attendance	16723	10151
Home games-Avg/Game	3-5574	3-3384
Neutral site-Avg/Game	-	0-0

Team Results

Date	Opponent		Score	Att.
01/04/2024	Tennessee	L	67-75	2928
01/07/2024	at Texas A&M	L	44-66	5953
01/11/2024	at Ole Miss	L	55-58	2350
01/14/2024	LSU	W	67-62	7720
01/18/2024	at Vanderbilt	L	50-53	1848
01/21/2024	Alabama	W	78-65	6075



Yakiya Milton
 Freshman • F • 6-4
 Jacksonville, Fla.
 Mandarin HS



Celia Sumbane
 Junior • G • 6-2
 Maputo, Mozambique
 South Plains CC (TX)



JaMya Mingo-Young
 Graduate • G • 5-8
 Bogalusa, La.
 Alabama



McKenna Eddings
 Junior • G • 6-0
 Williamsburg, Va.
 Moberly Area CC (MO)



Kaitlyn Duhon
 Sophomore • G • 5-10
 Houston, Texas
 Summer Creek HS




Sydney Shaw
 Sophomore • G • 5-9
 Miami, Fla.
 DME Academy



Mar'Shaun Bostic
 Sophomore • G • 5-8
 St. Louis, Mo.
 Vashon HS



Taylen Collins
 Senior • F • 6-1
 Muldrow, Okla.
 Oklahoma State



Kionna Gaines
 Junior • G • 5-9
 Columbus, Ga.
 Clemson



Oyindamola Akinbolawa
 Sophomore • C • 6-5
 Lagos, Nigeria



Audia Young
 R-Freshman • G • 5-9
 Tallahassee, Fla.
 Florida State Univ. HS



Honesty Scott-Grayson
 Graduate • G • 5-9
 Brick, N.J.
 Baylor



Carsen McFadden
 Senior • G • 5-7
 Fairview, Texas
 Lovejoy HS



Savannah Scott
 Freshman • C • 6-4
 Conway, Ark.
 Conway HS



Timya Thurman
 Freshman • C • 6-5
 Linden, Ala.
 Linden HS



Johnnie Harris
 Head Coach (3rd year)
 Pine Bluff, Ark.
 Arkansas Baptist (1996)



Fred Williams
 Associate Head Coach
 Inglewood, Calif.
 Boise State (1979)



Damitria Buchanan
 Associate Head Coach
 Houston, Texas
 Texas A&M (2010)



Ketara Chapel
 Assistant Coach
 Temple, Texas
 Mississippi State (2017)



Alex Stewart
 Assistant Coach
 Norcross, Ga.
 Georgia Tech (2003)



Savannah Carter
 Assistant Coach
 Tulsa, Okla.
 Mississippi State (2015)