



2023-24 AUBURN WOMEN'S BASKETBALL

AUBURN ATHLETICS COMMUNICATIONS: 392 SOUTH DONAHUE DRIVE || AUBURN, AL 36830 || AUBURNTIGERS.COM || @AUBURNWBB

2023-24 SCHEDULE/RESULTS

11-5, 0-3 SEC

DATE	OPPONENT	TIME/TV/RESULT
Oct. 30	WEST GEORGIA (exh.)	W 77-49
Nov. 2	COLUMBUS STATE (exh.)	W 94-65
Nov. 6	JACKSONVILLE STATE	W 78-49
Nov. 9	LOUISIANA-LAFAYETTE	W 60-54
Nov. 12	at Rutgers	W 76-56
Nov. 17	CALIFORNIA	L 53-67
Nov. 20	at UCF	L 53-60
Nov. 26	ALABAMA A&M	W 68-45
Nov. 30	^ CLEMSON	W 83-53
Dec. 3	at UAB	W 72-62
Dec. 10	at Little Rock	W 58-45
Dec. 13	ALABAMA STATE	W 94-37
Dec. 16	NORFOLK STATE	W 67-39
Dec. 20	(RV) WASHINGTON STATE	W 69-62
Dec. 31	NORTH ALABAMA	W 79-58
Jan. 4	* TENNESSEE	L 67-75
Jan. 7	* at Texas A&M	L 44-66
Jan. 11	* at Ole Miss	L 55-58
Jan. 14	* (7/4) LSU	ESPN 2 pm
Jan. 18	* at (RV/24) Vanderbilt	+ 6:30 pm
Jan. 21	* ALABAMA	+ 2 pm
Jan. 29	* GEORGIA	SECN 6 pm
Feb. 1	* (1) SOUTH CAROLINA	+ 7 pm
Feb. 4	* at Arkansas	SECN 5 pm
Feb. 11	* at Missouri	SECN 3 pm
Feb. 15	* KENTUCKY	SECN 6 pm
Feb. 18	* at Alabama	+ 2 pm
Feb. 22	* at (7/4) LSU	SECN 8 pm
Feb. 25	* (RV) TEXAS A&M	+ 2 pm
Feb. 29	* MISSISSIPPI STATE	+ 7 pm
Mar. 3	* at Florida	SECN 11 am
Mar. 6-10	SEC Tournament	Greenville

All times Central. Home Games in **BOLD CAPS**.

* SEC Game

^ ACC/SEC Challenge

+ = SEC Network + / WatchESPN.com / ESPN App

AUBURN ATHLETICS COMMUNICATIONS

WES TODDAssistant Director/WBB Contact
 wlt0006@auburn.edu
 C: 334-750-5682

KIRK SAMPSONSenior Associate AD
 kirk@auburn.edu

WebAuburnTigers.com
 Twitter@AuburnWBB
 Facebook/AuburnWBB
 Instagram@AuburnWBB
 Office Phone(334) 844-9800



GAME 17

#7/4 LSU (16-1, 3-0)

Sunday, January 14, 2024 • 2 p.m. CT
Family Weekend



SiteAuburn, Ala.
 VenueNeville Arena (9,121)
 TVESPN (Courtney Lyle, Carolyn Peck)
 RadioAU100 (100.3 FM) (Brit Bowen, Larry DiChiara)
 Live AudioAuburnTigers.com | Auburn Athletics app
 Live Statsstatbroadcast.com
 Twitter@AuburnWBB
 Series RecordAuburn leads 34-25
 in AuburnAuburn leads 16-10
 Last Meeting#5 LSU 84, Auburn 54 (Jan. 15, 2023, at Baton Rouge)

GAMEDAY BREAKDOWN

AUBURN TIGERS

Rankings.....AP: NR | Coaches: NR | NET: 69
 2023-24 Record11-5
 SEC0-3
 Home8-2
 Away3-3
 Neutral0-0
 Streak.....L3
 Head Coach.....Johnnie Harris
 Record at AU (Yrs.).....37-38 (3rd)
 Overall Record (Yrs.).....Same
 Record vs. LSU0-2
 Last Gamelost at Ole Miss, 58-55

LSU TIGERS

Rankings.....AP: 7 | Coaches: 4 | NET: 15
 2023-24 Record16-1
 SEC2-0
 Home11-0
 Away3-0
 Neutral2-1
 Streak.....W16
 Head Coach.....Kim Mulkey
 Record at LSU (Yrs.)76-9 (3rd)
 Overall Record (Yrs.)708-113 (23rd)
 Record vs. Auburn3-1
 Last Gamedef. Texas A&M 87-70

STARTERS FROM LAST GAME



JAMYA MINGO-YOUNG
 G • GR • 5-8
 Bogalusa, La.

PPG: 9.2
 RPG: 4.7
 APG: 4.0




KAITLYN DUHON
 G • SO • 5-10
 Houston, Texas

PPG: 4.6
 RPG: 2.6
 APG: 0.5



TAYLEN COLLINS
 F • SR • 6-0
 Muldrow, Okla.

PPG: 8.3
 RPG: 6.3
 APG: 1.0



HONESTY SCOTT-GRAYSON
 G • GR • 5-8
 Brick, N.J.

PPG: 15.5
 RPG: 3.9
 APG: 2.2



SAVANNAH SCOTT
 C • FR • 6-4
 Conway, Ark.

PPG: 5.5
 RPG: 3.8
 APG: 0.3

OFF THE BENCH

No.	Pos.	Name	Ht.	Year	PPG	RPG	Hometown
0	F	Yakiya Milton	6-4	Fr.	0.7	1.5	Jacksonville, Fla.
1	F	Celia Sumbane	6-2	Jr.	4.2	3.1	Maputo, Mozambique
3	G	McKenna Eddings	6-0	Jr.	4.3	1.7	Williamsburg, Va.
5	G	Sydney Shaw	5-9	So.	7.1	2.3	Miami, Fla.
12	G	Mar'Shaun Bostic	5-9	Jr.	6.9	2.3	St. Louis, Mo.
15	G	Kionna Gaines	5-9	Jr.	0.0	0.6	Columbus, Ga.
20	C	Oyindamola Akinbolawa	6-5	So.	2.1	2.0	Lagos, Nigeria
21	G	Audia Young	5-7	R-Fr.	2.0	1.1	Tallahassee, Fla.
24	G	Carsen McFadden	5-7	Sr.	0.9	0.3	Fairview, Texas
32	C	Timya Thurman	6-5	Fr.	1.4	0.7	Linden, Ala.

Head Coach: Johnnie Harris (3rd season at Auburn)

Assistants: Fred Williams, Damitria Buchanan, Ketara Chapel, Savannah Carter, Alex Stewart

#WarEagle
#TheRise



AuburnTigers.com



@AuburnWBB | @AuburnTigers
@CoachJ_AU | @coachjharris



/AuburnWBB
/AuburnTigers

TEAM SCHEDULE AND MEDIA AVAILABILITY >> JANUARY 14-20 (times Central unless noted otherwise)

SUNDAY January 14	MONDAY January 15	TUESDAY January 16	WEDNESDAY January 17	THURSDAY January 18	FRIDAY January 19	SATURDAY January 20
GAME 2:00 Auburn vs. LSU (ESPN)	OFF DAY COACH J SHOW 6 p.m. Baumhower's	PRACTICE 1:30-4:30 pm Neville Arena	PRACTICE 1:30-4:30 pm Neville Arena TRAVEL to Nashville, Tenn.	GAME 6:30 Auburn at Vanderbilt	PRACTICE 1:30-4 pm Neville Arena (PG) GYM vs. Florida	ALUMNI WEEKEND PRACTICE 10 am-1 pm Neville Arena MBB vs. Ole Miss
Interviews postgame				Interviews postgame Return to Auburn		

AUBURN ATHLETICS COMMUNICATIONS SERVICES

QUICK FACTS

AUBURNTIGERS.COM

For updated game notes, statistics and all the latest information on Auburn basketball and gameday activities, go to AuburnTigers.com.

INTERVIEW POLICIES

- Practices are open to the public and media; however, media are strongly encouraged to notify Wes Todd if they are planning to attend.
- Coach Harris, assistant coaches and student-athletes are available for phone, virtual and in-person interviews by contacting Wes Todd in the athletic communications office.
- Following home games, interviews with Coach Harris and selected players will be conducted in the Neville Arena media room following radio/TV obligations. Players will go first, followed by Coach Harris. Visiting players and coaches should be requested through the opponent SID.
- Interviews following road contests will be conducted by request of the home team's media; postgame interviews with Coach Harris can be heard on the Auburn Sports Network radio broadcast.

CREDENTIALS

--Anyone wishing to cover Auburn women's basketball should contact Wes Todd in the communications office at least 24 hours in advance. Game credentials will be held at media will call, **which will move back to the scholarship entrance for the 2023-24 season.** There will be no season credentials. Parking passes are not needed. A concession voucher will be provided on request, and soft drinks/water are available in the media room.

GAME DAY SERVICES

- Media seating is available on a first-come, first-served basis on the press row table across from the team benches. At least 5-6 seats will be available for media each game. Overflow media seating will be available at the top of sections 222-223.
- Printed flip cards will be available in the media room. All other information (game notes, stats, etc.) will be available on AuburnTigers.com and StatBroadcast.com. Wireless internet (AU Open) is available in the arena.
- Photo/video work space will be provided in the media room.

VIDEO SERVICES

FTP feeds of selected Auburn basketball highlights are available for the media. Highlights and postgame press conference video will be posted following each game to ImagenCloud; visit auburn.imagencloud.com to register.

COMMUNICATIONS STAFF

- Wes Todd Women's Basketball contact
cell: 334-750-5682
email: wlt0006@auburn.edu
- Kirk Sampson Associate AD
cell: 334-750-1385
email: sampska@auburn.edu

GENERAL INFORMATION

Location.....	Auburn, Ala.
Founded	1856
Enrollment.....	31,526
Nickname	Tigers
Colors.....	Burnt Orange and Navy Blue
Facility (Capacity)	Neville Arena (9,121)
President	Dr. Christopher Roberts
Director of Athletics	John Cohen
WBB Administrator/SWA	Djenane Paul
Faculty Representative	Dr. Duane Brandon

WOMEN'S BASKETBALL HISTORY

First Year of Women's Basketball	1971
All-Time Record (Years).....	989-555 (53rd)
All-Time SEC Record (since 1981)	247-291
All-Time Home Record	475-145
at Neville Arena (since 2010).....	128-76
NCAA Tournament Appearances.....	21
Last NCAA App./Result.....	2019 - First Round
SEC Regular-Season Championships	5
.....	1981, 1987, 1988, 1989, 2009
SEC Tournament Championships.....	4
.....	1981, 1987, 1990, 1997

COACHING & SUPPORT STAFF

Head Coach	Johnnie Harris
Alma Mater, Year	Arkansas Baptist, 1996
Overall Record	37-37 / 3rd year
Auburn Record	37-37 / 3rd year
Assoc. Head Coach/Def. Coord.	Fred Williams
Assoc. Head Coach/Off. Coord.....	Damitria Buchanan
Assistant Coach/Recruiting	Ketara Chapel
Assistant Coach/Chief of Staff	Alex Stewart
Assistant Coach/Player Development.....	Savannah Carter
Dir. of Program Relations, Ops, Events	Tra'Cee Tanner
Director of Creative Content	Connor Putnam
Director of Student-Athlete Success.....	Reneisha Bolden
Special Assistant to the Head Coach.....	Ankara McNeil
Strength & Conditioning Coach	Jen Jones
Athletic Trainer.....	Rosemary Ragle
Graduate Assistant.....	DeQuann "DQ" Gordon

GAMEDAY EXPERIENCE: NEVILLE ARENA

>> Neville Arena is in its 13th season as home of Auburn Basketball. The Tigers are 128-76 since moving to the Arena in 2010-11. The facility seats 9,121 for basketball and also hosts Auburn volleyball and gymnastics.



TEAM INFORMATION

2022-23 Record	16-15
2022-23 SEC Record	5-11
SEC Finish.....	10th
Postseason	WNIT Second Round
Starters Returning/Lost.....	2/3
Letterwinners Returning/Lost	6/8
Newcomers.....	8

Inside the Matchup

Auburn vs. LSU 34-25 (.576)

In Auburn: 16-10
 --At Neville Arena: 4-3
 In Baton Rouge: 13-14
 Neutral Sites: 5-1
 Trend: LSU has won the last 3 meetings

Feb. 7, 1980	W	70-64	Knoxville, Tenn.*
Dec. 3, 1980	W	70-52	Auburn
Jan. 29, 1981	W	73-71(OT)	Baton Rouge, La.*
Jan. 20, 1982	W	77-71	Baton Rouge, La.
Feb. 17, 1982	W	78-58	Auburn
Jan. 29, 1983	L	51-89	Baton Rouge, La.
Feb. 26, 1983	W	81-72	Auburn
Feb. 28, 1984	W	75-73	Auburn
Feb. 25, 1984	L	62-67	Baton Rouge, La.
Jan. 26, 1985	W	79-75	Baton Rouge, La.
Feb. 7, 1985	W	67-61	Auburn
Jan. 25, 1986	W	84-63	Auburn
Feb. 4, 1987	W	76-69	Miami, Fla. (36)
Feb. 28, 1987	W	72-61	Baton Rouge, La.
Feb. 3, 1988	W	78-47	Auburn
Jan. 14, 1989	W	57-43	Baton Rouge, La.
Mar. 5, 1989	W	75-65	Albany, Ga.*
Jan. 6, 1990	W	77-60	Auburn
Mar. 3, 1990	W	91-65	Albany, Ga.*
Jan. 12, 1991	L	68-85	Baton Rouge, La.
Jan. 25, 1992	W	60-51	Auburn
Jan. 23, 1993	W	83-59	Baton Rouge, La.
Feb. 5, 1994	W	68-39	Auburn
Mar. 4, 1994	W	76-73	Chattanooga, Tenn.*
Feb. 4, 1995	W	65-61	Baton Rouge, La.
Jan. 27, 1996	W	71-65	Baton Rouge, La.
Jan. 25, 1997	L	65-79	Auburn
Jan. 31, 1998	W	67-59	Auburn
Jan. 31, 1999	L	61-63 (OT)	Baton Rouge, La.
Feb. 6, 2000	L	54-52	Auburn
Feb. 4, 2001	W	65-62	Baton Rouge, La.
Feb. 7, 2002	L	62-76	Baton Rouge, La.
Jan. 9, 2003	L	45-54	Auburn
Jan. 11, 2004	L	59-70	Baton Rouge, La.
Feb. 8, 2004	W	68-50	Auburn
Jan. 30, 2005	L	52-57	Baton Rouge, La.
Feb. 20, 2005	L	57-62	Auburn
Jan. 4, 2006	L	38-65	Auburn
Jan. 28, 2007	L	45-65	Baton Rouge, La.
Jan. 24, 2008	L	59-79	Auburn
Feb. 1, 2009	W	66-55	Baton Rouge, La.
Jan. 10, 2010	W	64-62 (OT)	Baton Rouge, La.
Feb. 14, 2010	L	51-75	Auburn
Jan. 16, 2011	W	65-53	Auburn
Feb. 10, 2011	L	52-55	Baton Rouge, La.
Feb. 19, 2012	L	41-57	Baton Rouge, La.
Jan. 31, 2013	L	55-59	Auburn
March 7, 2013	L	62-65	Duluth, Ga.*
Jan. 23, 2014	L	60-71	Baton Rouge, La.
Feb. 5, 2015	L	49-60	Auburn
Feb. 1, 2016	W	63-53	Baton Rouge, La.
Feb. 23, 2017	W	54-49	Auburn
Jan. 18, 2018	L	56-59	Baton Rouge, La.
Feb. 8, 2018	W	70-62	Auburn
March 3, 2019	W	56-46	Baton Rouge, La.
Feb. 16, 2020	W	65-60	Auburn
Dec. 31, 2020	L	43-56	Baton Rouge, La.
Jan. 9, 2022	L	48-76	Auburn
Jan. 15, 2023	L	54-84	Baton Rouge, La.

*SEC Tournament

Auburn Women's Basketball Quick Hitters

- This is the 60th meeting between Auburn and LSU in women's basketball
- LSU has won three straight in the series, including an 84-54 win in Baton Rouge last season
- JaMya Mingo-Young made 29 consecutive free throws from the UAB game Dec. 3 until finally missing on her third attempt at Texas A&M Jan. 7
- Mingo-Young got her first Auburn double-double with 13 points, 10 rebounds, 7 assists vs. North Alabama; she also flirted with a triple-double with 12 points, 7 rebounds and 7 assists in the win over Washington State Dec. 20
- Mingo-Young went 12-for-12 at the free-throw line in the win over Norfolk State; that tied an Auburn record for single-game free throws without a miss
- Mingo-Young scored a season-high 16 points and went 9-of-11 at the free-throw line in the win over Clemson
- Mingo-Young needs 4 rebounds for 500 in her career (145 at Mississippi State, 290 at Alabama, 61 so far at Auburn)
- Honesty Scott-Grayson leads the Tigers with 15.5 points/game
- Scott-Grayson scored a season-high 24 points in the win over Alabama State Dec. 13; she also had 22 at UAB Dec. 3
- Scott-Grayson matched her then-season high with 18 points in the win over Clemson; she also had 5 assists and 5 steals
- Five players scored in double-figures in the win over North Alabama; first time since the 2020-21 season
- Auburn recorded a school-record 28 steals in a 94-37 win over Alabama State Dec. 13; Auburn forced 40 turnovers, second-most in program history, in the win
- Auburn has three road victories this season (Rutgers, UAB, Little Rock), the most since winning 10 road games in 2018-19
- Auburn clinched a 7-7 tie in the ACC/SEC Challenge with an 83-53 win over Clemson Nov. 30
- The Tigers' 30-point win over Clemson was its largest over a Power 5 opponent since a 77-38 win over Alabama in 2019
- Auburn's 30-point win over Clemson was the largest margin of victory by any team, men or women, in the ACC/SEC Challenge
- Sophomore Sydney Shaw scored a career-high 17 points at UCF, then led the Tigers in scoring with 15 vs. Alabama A&M; Shaw has scored in double-figures in six games so far in 2023-24
- Mar'Shaun Bostic had a career-high 5 steals along with tying her career high with 4 assists in the win over Clemson
- Taylen Collins had a huge second half in the win over ULL with all nine of her points and 8 of her 14 rebounds coming after halftime; she scored a season-high 17 points in the win over Alabama State
- Collins recorded her first Auburn double-double with 10 points and 10 rebounds vs. Alabama A&M
- Auburn rallied from 13 points behind at Rutgers in the first quarter and went on a 41-5 run over the next 15 minutes to take as much as a 23-point lead; Auburn would win 76-56; the Tigers also rallied from a 12-point deficit vs. Louisiana
- Savannah Scott was named SEC Freshman of the Week after her first double-double at Rutgers (21 pts, 11 reb)
- Auburn is in its 53rd season of women's basketball and has 989 program wins

Moving On Up (Auburn/SEC Career Milestone Watch) . . .

- **Honesty Scott-Grayson** is 22nd in Auburn history with 1,297 points (at Auburn); needs 9 points to tie for 21st (C.C. Hayden, 1,306); need 13 to tie for 20th (Tra'Cee Tanner, 1,310)
- **Honesty Scott-Grayson** is 30th in Auburn history with 190 assists; needs 10 to tie for 28th (Sherell Hobbs, Nancy Derrick, 200)
- **Honesty Scott-Grayson** has 1,371 career points (1,297 at Auburn + 74 at Baylor)
- **Honesty Scott-Grayson** is 9th in Auburn history in career scoring average (13.7 ppg)
- **Honesty Scott-Grayson** has 101 career made 3-pointers; needs 2 to tie for 10th at Auburn (Carolyn Jones, 103)
- **Honesty Scott-Grayson** is 5th among active scoring leaders in the SEC (1,297)
- **Honesty Scott-Grayson** is 3rd among active steals leaders in the SEC (172)
- **Honesty Scott-Grayson** is 19th among active rebounds leaders in the SEC (418)
- **JaMya Mingo-Young** is tied for 16th among active scoring leaders in the SEC (839)
- **JaMya Mingo-Young** is tied for 4th among active steals leaders in the SEC (169)
- **JaMya Mingo-Young** is 6th among active assists leaders in the SEC (262)
- **JaMya Mingo-Young** is 14th among active rebounds leaders in the SEC (496)

INDIVIDUAL CATEGORY LEADERS

Auburn	LSU
Honesty Scott-Grayson - 15.5.....Points.....	Angel Reese - 19.8
Taylen Collins - 6.3.....Rebounds.....	Angel Reese - 11.5
JaMya Mingo-Young - 4.0.....Assists.....	Hailey Van Lith - 4.8
Mar'Shaun Bostic - 1.8.....Steals.....	Aneesah Morrow - 2.6
Yakiya Milton - 0.8.....Blocks.....	Aneesah Morrow - 1.4
Collins/Scott-Grayson - 27.5.....Minutes Played.....	Mikaylah Williams - 30.8
Savannah Scott - .643.....Field Goal Percentage.....	Flau'jae Johnson - .519
Sydney Shaw - .322.....3-Point Percentage.....	Mikaylah Williams - .451
JaMya Mingo-Young - .870.....Free-Throw Percentage.....	Mikaylah Williams - .875

OPENING TIP

» Auburn faces its toughest test of the season so far when No. 7/4 LSU visits Neville Arena on Sunday afternoon. Game time is 2 p.m. CT.

» Auburn is 11-5 overall, 0-3 in SEC play. The Tigers mounted a furious rally in the fourth quarter at Ole Miss Thursday night but came up just short in a 58-55 loss.

» LSU is 16-1 overall, 3-0 in SEC play. The Tigers defeated Texas A&M 87-70 Thursday in their last game.

ON THE AIR

» Brit Bowen and Larry DiChiara will have the radio call on AU100 (100.3 FM) beginning at 1:45 p.m. CT. The broadcast can also be heard on AuburnTigers.com and the Auburn Athletics app.

» Sunday's game can be seen on ESPN with Courtney Lyle and Carolyn Peck calling the action. This will be Auburn's first women's basketball game on the main ESPN network since March 23, 2004, when Auburn faced UConn in the NCAA Tournament second round.

LAST TIME OUT

» Auburn fought back from an 18-point deficit to get within one point in the final minute but could not complete the comeback in a 58-55 loss at Ole Miss Thursday night.

» A bucket-and-one from Honesty Scott-Grayson with 1:01 to play got the Tigers within one point at 54-53, and twice in the final minute the Tigers had the ball in the frontcourt with a chance to tie or take the lead. Scott-Grayson was fouled both times, making one shot each time to keep the deficit at one.

» A pair of Rebel free throws with 12 seconds to play pushed the lead back to three, and the Tigers had an open look at a 3-pointer in the final seconds but could not connect.

» Scott-Grayson shook off early foul trouble to score a game-high 16 points; she was Auburn's only player in double figures. JaMya Mingo-Young and Celia Sumbane had nine points each, and Oyindamola Akinbolawa led the Tigers with six rebounds.

UP NEXT

» Auburn hits the road for the third time in SEC play, traveling to the Music City for a Thursday night showdown with Vanderbilt. Game time is 6:30 p.m. CT at Memorial Gym in Nashville.

AN AUBURN WIN WOULD...

» Snap a three-game skid against LSU.

» Be Auburn's fourth top-25 victory under Johnnie Harris (Georgia Tech, Tennessee, Georgia in 2021-22).

» Be Auburn's second top-10 win under Harris (#4 Tennessee, 2022).

AUBURN-LSU SERIES

» This is the 60th meeting between Auburn and LSU in women's basketball. Auburn leads the all-time series 34-25, including a 16-10 advantage at home. Auburn had won five out of six before LSU won the last three meetings.

LAST MEETING: Jan. 15, 2023, at Baton Rouge #5 LSU

» Auburn's Precious Johnson scored a season-high 13 points, but No. 5 LSU was too much as

Auburn fell 84-54 Sunday afternoon on the road.

» Auburn struggled from the field early and, despite a late third-quarter run, could not catch up to the nation's top-scoring team as LSU showcased its size and speed in front of a near-capacity crowd at the Pete Maravich Assembly Center.

» Sydney Shaw and Sania Wells just missed double-digits with nine points apiece, and Honesty Scott-Grayson scored seven points and pulled down a team-best seven rebounds in her return to the starting lineup.

» LSU, the nation's leader in rebounding margin, only had seven more boards than Auburn at 45-38. Auburn also turned 15 offensive rebounds into 17 second-chance points. But LSU shot 47.8 percent while Auburn came in at 36.5 percent. Auburn also had a tough day at the free-throw line, going 6-for-16.

SCOUTING THE FIGHTING TIGERS

» LSU is 16-1 overall and 3-0 in SEC play. The defending national champions dropped their first game of the year to Colorado but have won 16 in a row since.

» LSU has the nation's top scoring offense, averaging 93.8 points per game. They have been held under 80 points just three times in 17 games.

» Angel Reese leads six Tigers in double figures at 19.8 points per game. Aneesah Morrow adds 18.6, and Mikaylah Williams averages 16.9. Reese is LSU's top rebounder at 11.5 per game.

SCOUTING AUBURN

» Auburn is 11-5 overall, 0-3 in SEC play. The Tigers are back home for four of the next five games after two straight SEC road games at Texas A&M and Ole Miss.

» The Tigers have three road wins this season, the most since winning 10 times on the road in 2018-19.

» Auburn has recorded three non-conference wins over Power 5 opponents (Rutgers, Clemson, Washington State), the most in a single-season since 2008-09.

» Graduate student Honesty Scott-Grayson scored a season-high 24 points against Alabama State and had 22 in the win at UAB Dec. 3. She also had 18 points, 5 assists and 5 steals against Clemson. She leads the team with 15.5 points/game and also averages 3.9 rebounds and 2.2 assists. She averages 15.7 points/game in SEC play.

» JaMya Mingo-Young leads Auburn with 4.0 assists/game, and she is second on the team with 9.2 points/game. She is fourth in the SEC and 25th nationally in assist/turnover ratio (2.6). She is also third in the league in free-throw percentage (87.0%) and made 29 consecutive free throws from the UAB game Dec. 3 until finally missing at Texas A&M Jan. 7. Mingo-Young scored a season-high 16 points against Clemson, hitting 9-of-11 free throw attempts, then matched her scoring output with 16 against Norfolk State and tied an Auburn record going 12-for-12 at the free-throw line. She has flirted with a triple-double two straight games with 13 points/10 rebounds/7 assists vs. North Alabama (12/31) and 12/7/7 vs. Washington State (12/20).

» Senior Taylen Collins scored a season-best 17 points in the win over Alabama State. Collins had a huge second half to spark the comeback win over UL-Lafayette on Nov. 9 with all nine of her points and 8 of 14 rebounds coming after halftime. She recorded her first Auburn double-double with

SEC STANDINGS & SCHEDULE

	<i>(thru games of 1/11)</i>					
	SEC Games			All Games		
	W	L	Pct.	W	L	Pct.
South Carolina	3	0	1.000	15	0	1.000
LSU	3	0	1.000	16	1	.941
Tennessee	3	0	1.000	10	5	.667
Vanderbilt	3	0	1.000	16	1	.941
Alabama	2	1	.667	15	3	.833
Ole Miss	2	1	.667	12	4	.750
Arkansas	1	2	.333	13	5	.722
Georgia	1	2	.333	10	6	.625
Kentucky	1	2	.333	8	9	.471
Mississippi St.	1	2	.333	14	4	.778
Texas A&M	1	2	.333	13	3	.813
AUBURN	0	3	.000	11	5	.688
Florida	0	3	.000	9	6	.600
Missouri	0	3	.000	9	7	.563

Thursday, Jan. 11

Mississippi State 66, Arkansas 63

Alabama 81, Georgia 63

Vanderbilt 95, Kentucky 73

LSU 87, Texas A&M 70

Ole Miss 58, Auburn 55

South Carolina 81, Missouri 57

Tennessee 88, Florida 81

Sunday, Jan. 14

*Noon - Missouri at Vanderbilt (SEC Network)

*1 pm - Georgia at Florida (+)

*2 pm - LSU at Auburn (ESPN)

*2 pm - Arkansas at Alabama (SEC Network)

*4 pm - Tennessee at Texas A&M (ESPN)

*4 pm - Ole Miss at Mississippi State (SEC Network)

Monday, Jan. 15

*6 pm - Kentucky at South Carolina (SEC Network)

Thursday, Jan. 18



*6 pm - Tennessee at Mississippi State (SEC Network)

*6:30 pm - Auburn at Vanderbilt (+)

*7 pm - Georgia at Missouri (+)

*8 pm - LSU at Alabama (SEC Network)

Inside the Numbers

CATEGORY		
	AUBURN	LSU
Points Per Game	67.3	93.8
Scoring Margin	+11.9	+32.8
Field Goal %	40.3%	49.7%
Opp. Field Goal %	36.8%	36.7%
3 pt Field Goal %	28.1%	33.3%
Opp. 3FG %	30.0%	29.8%
Rebounds	37.8	46.8
Opp. Rebounds	36.5	30.7
Rebound Margin	+1.3	+16.1
Turnovers	14.9	15.8
Opp. Turnovers	21.7	23.4
Steals	10.7	12.5
Opp. Steals	7.0	8.0
Blocks	3.8	5.9
Opp. Blocks	2.9	2.9

Associated Press Top 25

(Week 10: Jan. 8)

Rk	Team	Record	Prev
1	South Carolina (34)	14-0	1
2	UCLA (1)	14-0	2
3	Iowa	15-1	4
4	Baylor	14-0	6
5	Colorado	13-1	5
6	NC State	14-1	3
7	LSU	15-1	7
8	Stanford	14-1	8
9	Southern California	12-1	9
10	Texas	15-1	10
11	Virginia Tech	12-2	13
12	Kansas State	15-1	11
13	Connecticut	12-3	12
14	Indiana	13-1	14
15	Louisville	13-2	17
16	Gonzaga	14-2	18
17	Ohio State	11-3	20
18	Notre Dame	10-3	16
19	Utah	11-4	15
20	North Carolina	11-4	NR
21	Florida State	12-4	22
22	Creighton	11-3	21
23	Marquette	13-2	19
24	West Virginia	13-1	24
25	UNLV	12-1	NR

Also receiving votes: Vanderbilt, Michigan State, Oregon State, Syracuse, TCU, Arizona, California, Princeton, Davidson, Nebraska, Fairfield, Maryland, Miami, Washington, Texas A&M.

USA TODAY Coaches' Top 25

(Week 10: Jan. 9)

Rk	Team	Record	Prev
1	South Carolina (32)	14-0	1
2	UCLA	14-0	2
3	Iowa	15-1	3
4	LSU	15-1	5
5	Colorado	13-1	7
6	Southern California	12-1	6
7	Baylor	14-0	9
8	Stanford	14-1	8
9	NC State	14-1	4
10	Texas	15-1	10
11	Virginia Tech	12-2	11
12	Kansas State	15-1	12
13	Indiana	13-1	14
14	Connecticut	12-3	15
15	Louisville	13-2	16
16	Ohio State	11-3	18
17	Gonzaga	14-2	19
18	Utah	11-4	12
19	Notre Dame	10-3	17
20	Florida State	12-4	22
21	Creighton	11-3	21
22	North Carolina	11-4	NR
23	Marquette	13-2	20
24	Vanderbilt	15-1	NR
25	UNLV	12-1	NR

Also receiving votes: West Virginia, Syracuse, Miami, Princeton, Washington, Oregon State, Michigan, TCU, Michigan State, Arizona, Green Bay, Maryland.

10 points and 10 rebounds vs. Alabama A&M. She averages 8.3 points and a team-leading 6.3 rebounds.

» Junior Mar'Shaun Bostic scored a season-high 17 points on 7-11 shooting vs. Tennessee. She had a huge game in the opener vs. Jacksonville State with 12 points, 4 assists, 4 steals and 3 rebounds. She then had another huge game against Clemson with 7 points, 4 assists and a career-high 5 steals. She was a breakout star in the Tigers' final game of the season last year, scoring a career-high 23 points in the WNIT second round matchup at Clemson. Bostic, one of the fastest players in the SEC, plays significant minutes at point guard and can be one of the SEC's top defenders.

» Sophomore Sydney Shaw scored a career-high 17 points at UCF and has hit double-figures in six games. Shaw also led the Tigers with 15 points in the Alabama A&M win and scored 11 against Clemson. She is fourth on the team with 7.1 points/game and leads the outside attack with 19 3-pointers.

» Sophomore Kaitlyn Duhon started the season off with a bang, scoring 13 points along with 3 rebounds and 2 steals in the opener vs. JSU. She showed off her speed against Clemson, especially late in the first half, as she scored 10 points with 3 rebounds and 3 steals. She swiped a career-high 5 steals in just 10 minutes of action vs. Alabama State, and she earned her first start of the season at Ole Miss.

» Celia Sumbane and McKenna Eddings, both JUCO All-Americans last season, have played significant minutes in the first several games. Both were huge in the win over Alabama State - Sumbane finished with 11 points, 7 rebounds, 5 steals and 3 assists, all career-highs. Eddings scored 10 points along with 2 rebounds, 2 assists and a steal. Eddings scored a career-high 14 points and was 4-of-5 from 3-point range vs. North Alabama. Eddings made her first Division I start vs. California, and Sumbane has started 10 games.

DEFENSE CREATING OFFENSE

» Auburn forced Alabama State into 40 turnovers in a 94-37 win on Dec. 13 at home. It tied for the second-most turnovers forced by Auburn in program history and was the most against a Division I opponent.

» The Tigers scored 53 points off those 40 turnovers, the most since at least 2005-06 when records on that statistic are available.

» Under Harris, the Tigers have forced 25 or more turnovers eight times and 30 or more on four occasions.

» Auburn is 33-0 all-time when forcing 30 or more turnovers in a game.

» The Tigers have forced 20 or more turnovers in 10 games this year; Auburn is 7-3 in those games.

TURNOVERS FORCED - ALL-TIME TOP 10

Date	Opponent	Turnovers	Result
12/17/00	Puerto Rico-Mayaguez	45	W 106-25
12/13/23	Alabama State	40	W 94-37
2/14/95	Lynn	40	W 107-25
12/29/03	Alabama A&M	39	W 95-28
12/5/01	Tennessee State	39	W 96-46
11/11/16	Troy	38	W 61-52
12/22/11	Central Connecticut St.	37	W 49-40
11/14/08	at Alabama A&M	37	W 91-53
12/18/22	Samford	36	W 91-37
11/29/17	ULM	35	W 67-41

12/16/15 Winthrop 35 W 76-33

TURNOVERS FORCED VS. SEC - ALL-TIME TOP 10

Date	Opponent	Turnovers	Result
3/3/13	Mississippi State	31	W 74-65
2/16/23	Texas A&M	29	W 65-55
1/2/20	at Vanderbilt	29	L 55-77
2/23/17	LSU	29	W 54-49
2/4/16	Vanderbilt	29	W 53-45
2/23/12	Alabama	29	W 81-40
1/9/00	South Carolina	29	W 73-50
1/9/93	Arkansas	29	W 68-49
2/3/19	Georgia	28	W 59-58
2/11/21	at Georgia	28	L 54-74

GRINCH MODE

» Auburn embraced the Christmas spirit - the Grinch's one of stealing, that is - in their win over Alabama State when they set a new program record with 28 steals in a 94-37 win. Senior Carsen McFadden swiped the record-breaking 25th steal in the 4th quarter.

» The previous Auburn record was 24 steals, tied most recently last season when the Tigers accomplished the feat against Samford on Dec. 19.

» Through games of Jan. 11, Auburn is one of 12 teams nationally to record at least 28 steals in a game and one of just three to do it against another Division I team. It was just the fifth time in the last five years for a Division I team to record 25 or more steals against a DI opponent.

» The last SEC team to record at least at least 28 steals in a game, interestingly enough, was the 2013-14 Mississippi State Bulldogs - with then-assistant coach Johnnie Harris in her second year in Starkville. That team recorded 30 steals in a win over New Orleans. In that game, MSU was led with 7 steals by current Auburn assistant coach Savannah Carter, who filled the stat sheet with 10 points, 10 rebounds and 5 assists.

SINGLE-GAME STEALS - ALL-TIME TOP 10

Date	Opponent	Steals	Result
12/13/23	Alabama State	28	W 94-37
12/19/22	Samford	24	W 91-37
12/5/15	East Carolina	24	W 83-69
12/5/01	Tennessee State	24	W 96-46
12/21/04	Monmouth	23	W 73-44
12/7/03	Buffalo	23	W 82-32
12/17/00	Puerto Rico-Mayaguez	23	W 106-25
11/11/16	Troy	22	W 61-52
11/14/14	Troy	22	W 71-54
12/29/12	Samford	22	W 80-51

25+ STEALS VS. DIVISION I OPPONENT - LAST 10

Date	Team	Opponent	Steals
12/15/23	Marshall	Jacksonville	30
12/13/23	Auburn	Alabama State	28
11/9/23	East Carolina	USC Upstate	32
11/20/22	Ohio State	McNeese State	25
2/5/22	Norfolk State	Delaware State	27
12/19/20	Baylor	McNeese State	25
1/25/19	Lamar	Sam Houston	26
1/19/19	Hartford	UMass Lowell	26
12/20/18	Lamar	Pacific	25
12/11/18	LSU	McNeese State	25

UP TO THE CHALLENGE

» Auburn's 83-53 win over Clemson Nov. 30 in the final game of the inaugural ACC/SEC Challenge clinched a 7-7 tie in the 14-game event.

» Auburn's 30-point margin of victory was also

the largest by any team, men or women, in the three-day Challenge.

» With wins by the Auburn men over Virginia Tech Nov. 29 and the women over Clemson Nov. 30, Auburn was one of just four SEC schools to win both the men's and women's contests in the Challenge (Arkansas, Kentucky, South Carolina were the others).

POWER OVER POWER

» Blowout wins over Power 5 opponents have been rare. The 83-53 win over Clemson Nov. 30 was the largest margin of victory for Auburn against a major conference opponent since a 77-38 win over Alabama during the 2018-19 season.

» The Clemson win, along with a 76-56 win over Rutgers, has given Auburn two wins of 20+ points over a major conference opponent this season; that hasn't happened since the 2008-09 season when the SEC Champion Tigers did it four times.

» Auburn has posted three wins over non-conference Power 5 opponents this season, the most since the 2008-09 season.

LAST 10 WINS OF 20+ VS. POWER 5 TEAMS

Date	Opponent	Location	Result
11/30/23	Clemson	Auburn	W 83-53
11/12/23	Rutgers	Piscataway	W 76-56
2/17/19	Alabama	Auburn	W 77-39
12/31/17	Florida	Auburn	W 84-55
1/8/17	Ole Miss	Auburn	W 83-60
2/14/16	Florida	Auburn	W 80-58
3/4/15	Florida	Little Rock	W 71-49
1/16/14	Alabama	Tuscaloosa	W 61-39
1/10/13	Ole Miss	Auburn	W 76-52
2/23/12	Alabama	Auburn	W 81-40

ON THIS DATE

» Auburn is 8-7 all-time on Jan. 14. The Tigers' last game on this date came in 2019, an 85-59 loss at home to No. 7 Mississippi State.

AUBURN HONOR ROLL

» **Savannah Scott:** SEC Freshman of the Week (11/14)

SEEING DOUBLE

» Auburn's first double-double of the season came in game three as freshman Savannah Scott recorded 21 points and 11 rebounds in the Tigers' 76-56 win at Rutgers Nov. 12.

» Senior Taylen Collins earned the first double-double of her Auburn career and her 12th overall with 10 points and 10 rebounds in a win over Alabama A&M Nov. 26.

» Graduate student JaMya Mingo-Young recorded her first double-double as a Tiger and eighth of her career with 13 points, 10 rebounds and 7 assists in a win over North Alabama Dec. 31.

POST ME UP, SCOTTIE

» Freshman center Savannah Scott could not have asked for a better start to her Auburn career, scoring 50 points in her first three games.

» For her efforts in the opening week of the season, where she led Auburn in scoring twice and recorded her first career double-double with 21 points and 11 rebounds in a win at Rutgers, Scott was named the season's first SEC Freshman of the Week.

WORKING OVERTIME

» Auburn is 23-22 all-time in overtime games. The Tigers' last OT game was a 77-76 home win over Ole Miss on Jan. 22, 2023.

LAST 10 OVERTIME GAMES

Date	Opponent	Location	Result
1/22/23	Ole Miss	Auburn	W 77-76
1/6/22	at Missouri	Columbia	L 63-72
2/20/20	Mississippi State	Auburn	L 85-92
11/30/19	Dayton	Estero, Fla.	W 76-74
2/3/19	Georgia	Auburn	W 59-58
12/20/18	North Carolina	Myrtle Beach	W 86-81
2/20/17	Alabama	Auburn	L 61-63
12/18/16	Virginia Tech	Auburn	L 87-92
1/24/16	Arkansas	Auburn	W 71-60
12/13/15	at Marquette	Milwaukee	L 69-70

TIGERS IN THE PROS

» DeWanna Bonner, a 2009 Auburn graduate, completed her 14th season in the WNBA in 2023, her fourth with the Connecticut Sun. A five-time WNBA All-Star, Bonner helped lead the Sun to the WNBA semifinals, where they fell to the Las Vegas Aces.

» Former Tiger Charlene Thomas-Swinson, who played at Auburn from 1984-87, was an assistant coach for the Las Vegas Aces, who won the 2022 and 2023 WNBA title.

» Unique Thompson, a 2021 graduate, is currently playing for Nadezhda Orenburg in Russia. Thompson was the No. 19 pick in the 2021 WNBA Draft by the Indiana Fever, and she signed a training camp contract with the Dallas Wings in 2022, but has not played in a WNBA regular-season game.

NO. 24 HEADED TO THE RAFTERS

» Auburn women's basketball will retire DeWanna Bonner's No. 24 prior to the Auburn-Alabama game on Sunday, Jan. 21.

» Bonner is Auburn's all-time leading scorer with 2,162 points and third in career rebounds with 1,047. She was the 2009 SEC Player of the Year and a two-time All-American.

» Bonner's No. 24 will be the fifth jersey retired by Auburn women's basketball, joining Carolyn Jones (No. 21), Ruthie Bolton (No. 25), Becky Jackson (No. 34) and Vickie Orr (No. 50).

WELCOME TO THE FAMILY

» Two top in-state prospects signed National Letters of Intent with Auburn during the early signing period in November.

» The Tigers will welcome Jordan Hunter (5-8, G, Trussville, Ala./Hewitt-Trussville HS) and Syriah Daniels (6-0, G, Auburn, Ala./Auburn HS) to the Plains for the 2024-25 season. Daniels is the daughter of Marquis Daniels, former Auburn men's basketball player and current director of player development, and the late Shana Askew Daniels, a former Auburn women's basketball standout.

WORLD TRAVELING TIGERS

» Auburn players, coaches and staff took an 11-day trip to Europe in August, visiting four countries with overnight stays in Paris; Montreux, Switzerland; and Nice, France. The Tigers played a game in each location, winning all three.

T.O.U.G.H.

» Auburn's team motto this year is "TOUGH" - an acronym:

Auburn in the SEC & NCAA Stats

(Thru games of Jan. 11)

Category	Value	SEC	NCAA
Scoring Offense	67.3	11th	156th
Scoring Defense	55.4	5th	31st
Scoring Margin	+11.9	8th	70th
Free Throw Pct.	.702	7th	175th
Field Goal Pct.	.403	12th	194th
Field Goal Pct. Def.	.368	9th	55th
3-pt FG Pct.	.281	10th	266th
3-pt FG Pct. Def.	.300	9th	147th
Rebounds	37.8	13th	147th
Rebound Margin	+1.3	12th	172nd
Blocks	3.8	9th	97th
Assists	12.9	10th	187th
Steals	10.7	3rd	39th
Turnover Margin	+6.8	2nd	13th
Turnovers Forced	21.7	2nd	19th
Assist/Turnover	0.9	10th	152nd
3-Point FG Made	3.6	12th	333rd

INDIVIDUALS (All Games)

Scoring

Honesty Scott-Grayson 15.5 11th 142nd

Field Goal Percentage

Honesty Scott-Grayson .411 -- 230th

Assists

JaMya Mingo-Young 4.0 8th 124th

Free Throw Percentage

JaMya Mingo-Young .870 3rd 39th

Honesty Scott-Grayson .766 11th 200th

Steals

MarShaun Bostic 1.8 14th 218th

Assist/Turnover Ratio

JaMya Mingo-Young 2.6 4th 25th

T: Toughness
 O: Ownness
 U: Unbreakable
 G: Giving
 H: Honesty

THIS, THAT AND THE OTHER

» Two Tigers are wearing the SEC Graduate patch this season. Honesty Scott-Grayson graduated from Auburn in December 2022, and JaMya Mingo-Young earned her degree at Alabama in 2023 before transferring to the Plains.

» Redshirt freshman Audia Young is part of the SEC Women's Basketball Leadership Council.

» Young's No. 21 is technically retired, but the previous owner of that number - her mother, Carolyn Jones-Young - granted her permission to wear it at Auburn.

» Graduate assistant DeQuann "DQ" Gordon earned his Master's degree in Auburn's December graduation.

THE COACH J SHOW

» The Coach J Show is a weekly show focusing on Auburn women's basketball that takes place every Monday during SEC play. The show originates from Baumhower's Victory Grille on Bent Creek Road in Auburn and can be seen live on YouTube.

Auburn Career Assists

No.	Player	Years	Assists
1.	Whitney Boddie	2005-09	603
2.	Renae Halbrooks	1978-82	593
3.	Helene Baroody	1983-87	587
4.	Kristen Mulligan	1992-96	551
5.	Ruthie Bolton	1985-89	526
6.	Martha Monk	1979-81	525
7.	Chantel Tremitiere	1987-91	490
8.	Janiah McKay	2015-19	448
9.	Tiffany Krantz	1996-2000	414
10.	Debra Larkin	1981-85	386
11.	Samantha Williams	1991-96	323
12.	Nicole Louden	2001-05	311
13.	Katie Frerking	2013-17	307
14.	Alli Smalley	2007-11	303
15.	Morgan Toles	2009-11	267
16.	Najat Ouardad	2011-13	259
17.	Cindy Sagrera	1981-84	254
18.	Mae Ola Bolton	1984-88	252
19.	Nitasha Brown	2002-06	236
20.	DeWanna Bonner	2005-09	226
21.	Tasha Hamilton	1997-2001	219
22.	Angie Hannah	1978-82	214
23.	Lynn Stevenson	1987-91	212
24.	LaRita Spencer	1999-2001	209
25.	Terryland Robinson	1989-93	207
	Diann McNeil	1984-88	202
27.	Justine Agbatan	1995-98	201
28.	Nancy Derrick	2000-04	200
	Sherell Hobbs	2005-09	200
30.	Honesty Scott-Grayson	2020-present	190

Auburn Career Scoring

No.	Player	Years	Points
1.	DeWanna Bonner	2005-09	2,162
2.	Becky Jackson	1980-84	2,068
3.	Vickie Orr	1985-89	2,035
4.	Marianne Merritt	1975-79	1,979
5.	Carolyn Jones	1988-91	1,831
6.	Natasha Brackett	2001-05	1,716
7.	Janiah McKay	2015-19	1,647
8.	Brandy Montgomery	2013-17	1,644
9.	Mae Ola Bolton	1984-88	1,616
10.	Alli Smalley	2007-11	1,601
11.	Angie Hannah	1978-82	1,583
12.	Unique Thompson	2017-21	1,540
13.	Tyrese Tanner	2010-14	1,515
14.	Le'Coë Willingham	1999-03	1,475
15.	Lori Monroe	1979-83	1,415
16.	Tasha Hamilton	1997-01	1,402
17.	Sherell Hobbs	2005-09	1,372
18.	Linda Godby	1986-90	1,365
19.	Tra'Ceë Tanner	2012-16	1,327
20.	Debra Larkin	1981-85	1,310
21.	C.C. Hayden	1989-92	1,306
22.	Honesty Scott-Grayson	2020-pres.	1,297
23.	Katie Frerking	2013-17	1,271
24.	Conswella Sparrow	1997-00	1,249
25.	Blanche Alverson	2009-13	1,244
	Brenda Hill	1981-85	1,222
27.	Daisa Alexander	2016-20	1,215
28.	Monique Morehouse	1992-96	1,191
29.	Lauretta Freeman	1989-93	1,188
30.	Hasina Muhammad	2001-15	1,184
	Sharon Stewart	1984-88	1,184
32.	Ruthie Bolton	1985-89	1,176
33.	Tiffany Krantz	1996-2000	1,136
34.	Samantha Williams	1992-96	1,106
35.	KeKe Carrier	2005-10	1,017
36.	Helene Baroody	1983-87	1,011

NCAA NET Report (AU & Opponents)

(As of 1/9/24)

Rk	Team	D1 Record	AU Result
1	South Carolina	15-0	--
15	LSU	16-1	--
21	Washington State	11-5	W
24	Alabama	15-3	--
27	Texas A&M	13-3	L
36	Mississippi State	14-4	--
45	Vanderbilt	16-1	--
47	California	12-3	L
51	Florida	9-6	--
54	Ole Miss	12-4	L
63	Arkansas	13-5	--
64	Tennessee	10-5	L
69	AUBURN	11-5	
71	Missouri	9-7	--
90	Georgia	10-6	--
95	Clemson	8-8	W
96	UCF	8-5	L
121	Norfolk State	12-4	W
144	UAB	11-4	W
156	Rutgers	6-12	W
158	Kentucky	8-9	--
233	Louisiana-Lafayette	3-8	W
237	Little Rock	4-11	W
252	North Alabama	3-10	W
255	Alabama A&M	6-8	W
258	Jacksonville State	4-8	W
357	Alabama State	1-13	W

Auburn Career 3-Pointers Made

No.	Player	Years	3FG
1.	Alli Smalley	2007-11	219
2.	Blanche Alverson	2009-13	213
3.	Brandy Montgomery	2013-17	205
4.	Tiffany Krantz	1996-00	184
5.	Natasha Brackett	2001-05	171
6.	Samantha Williams	1992-96	161
7.	Kristen Mulligan	1992-96	149
8.	Katie Frerking	2013-17	147
9.	Daisa Alexander	2016-20	130
10.	Carolyn Jones	1988-91	103
--	Honesty Scott-Grayson	2020-pres.	101

Auburn Career Scoring Average

No.	Player	Years	Avg.
1.	Marianne Merritt	1975-79	20.4
2.	Carolyn Jones	1988-91	18.3
3.	Becky Jackson	1980-84	17.8
4.	DeWanna Bonner	2005-09	17.2
5.	Vickie Orr	1985-89	15.5
6.	Conswella Sparrow	1997-00	14.5
7.	Unique Thompson	2017-21	14.1
8.	Natasha Brackett	2001-05	14.0
9.	Honesty Scott-Grayson	2020-present	13.7
	C.C. Hayden	1989-92	13.6

TIGERS' RECORD WHEN...

	2023-24	Harris Era
At Home.....	8-2	30-14
On the Road.....	3-3	6-21
At a Neutral Site.....	0-0	1-3
When wearing white.....	7-2	28-15
When wearing orange.....	1-0	1-0
When wearing blue.....	3-3	7-22
When wearing pink.....	0-0	1-1
Leading at the half.....	9-1	31-5
Trailing at the half.....	2-4	6-33
Tied at the half.....	0-0	0-0
Scores 100+ points.....	0-0	0-0
Scores 90-99 points.....	1-0	4-0
Scores 80-89 points.....	1-0	5-1
Scores 70-79 points.....	4-0	18-2
Scores 60-69 points.....	4-1	8-10
Scores fewer than 60 points.....	1-4	2-25
Holds opponent under 60 points.....	8-1	22-7
Holds opponent under 50 points.....	6-0	14-0
Holds opponent under 40 points.....	2-0	3-0
Force 25 or more turnovers.....	3-0	8-0
Shoots 50% FG or better.....	0-0	6-0
Shoots 40-49% FG.....	10-0	23-11
Shoots 39.9% or under FG.....	1-5	6-27
Holds opponent under 40% FG.....	8-1	29-7
Holds opponent under 30% FG.....	3-0	10-0
Shoots higher FG% than opponent.....	8-0	30-4
Shoots lower FG% than opponent.....	3-5	7-34
Shoots same FG% as opponent.....	0-0	0-0
Shoots higher FT% than opponent.....	5-2	18-13
Shoots lower FT% than opponent.....	6-3	17-25
Shoots same FT% as opponent.....	0-0	2-0
Out-rebounds opponent.....	8-1	20-7
Out-rebounded by opponent.....	2-4	15-29
Tied in rebounds.....	1-0	2-2
Versus ranked opponent.....	0-0	3-7
In overtime.....	0-0	1-1
Games decided by 3 points or less.....	0-1	4-6
Games decided by 4-5 points.....	0-0	1-2
Games decided by 6-10 points.....	3-2	10-10
Games decided by 11-20 points.....	2-1	7-10
Games decided by 21-30 points.....	4-1	8-4
Games decided by 30+ points.....	2-0	7-6
In November.....	5-2	13-7
In December.....	6-0	13-1
In January.....	0-3	4-16
In February.....	0-0	3-11
In March.....	0-0	1-3

2023-24 Auburn Superlatives...

First Half

Most points scored in the first quarter.....	27 vs. Alabama State (12/13/23)
Most points scored in the second quarter.....	27 at Rutgers (11/12/23)
Most points scored in the first half.....	46 vs. Alabama State (12/13/23)
Fewest points scored in the first half.....	16 vs. Louisiana-Lafayette (11/9/23)
Fewest points allowed in the first half.....	13 vs. Alabama State (12/13/23)
Most points allowed in the first half.....	33 vs. California (11/17/23)
Best FG % in the first half.....	.542 at Little Rock (12/10/23)
Worst FG % in the first half.....	.212 at Ole Miss (1/11/24)
Best FG % by an opponent in the first half.....	.591 vs. Washington State (12/20/23)
Worst FG % by an opponent in the first half.....	.231 vs. Alabama A&M (11/27/23)
Most rebounds in the first half.....	27 vs. Jacksonville State (11/6/23)
Fewest rebounds in the first half.....	15 at Rutgers (11/12/23), Washington State (12/20/23), Texas A&M (1/7/24)
Most rebounds by an opponent in the first half.....	25 at Ole Miss (1/11/24)
Fewest rebounds by an opponent in the first half.....	9 vs. Alabama State (12/13/23)

Second Half

Most points scored in the third quarter.....	30 vs. Alabama State (12/13/23)
Most points scored in the fourth quarter.....	27 vs. Clemson (11/30/23)
Most points scored in an overtime period.....	
Most points scored in the second half.....	49 vs. North Alabama (12/31/23)
Fewest points scored in the second half.....	24 at Texas A&M (1/7/24)
Fewest points allowed in the second half.....	19 vs. Norfolk State (12/16/23)
Most points allowed in the second half.....	43 vs. Tennessee (1/4/24)
Best FG % in the second half.....	.538 vs. Washington State (12/20/23)
Worst FG % in the second half.....	.250 vs. Tennessee (1/4/24)
Best FG % by an opponent in the second half.....	.560 vs. Tennessee (1/4/24)
Worst FG % by an opponent in the second half.....	.259 vs. Norfolk State (12/16/23)
Most rebounds in the second half.....	25 vs. Louisiana-Lafayette (11/9/23)
Fewest rebounds in the second half.....	14 at Texas A&M (1/7/24) & at Ole Miss (1/11/24)
Most rebounds by an opponent in the second half.....	25 vs. California (11/17/23) & vs. Tennessee (1/4/24)
Fewest rebounds by an opponent in the second half.....	9 vs. Louisiana-Lafayette (11/9/23)

Game

Most points scored.....	94 vs. Alabama State (12/13/23)
Fewest points scored.....	44 at Texas A&M (1/7/24)
Most points allowed.....	75 vs. Tennessee (1/4/24)
Fewest points allowed.....	37 vs. Alabama State (12/13/23)
Best FG %.....	.475 vs. Jacksonville State (11/6/23) & vs. Clemson (11/30/23)
Worst FG %.....	.291 at Ole Miss (1/11/24)
Best FG % by an opponent.....	.500 vs. Tennessee (1/4/24)
Worst FG % by an opponent.....	.262 vs. Alabama A&M (11/27/23)
Most rebounds.....	46 vs. Louisiana-Lafayette (11/9/23)
Fewest rebounds.....	29 at Texas A&M (1/7/24)
Most rebounds by an opponent.....	47 vs. Tennessee (1/4/24)
Fewest rebounds by an opponent.....	25 at Little Rock (12/10/23)

Miscellaneous

Highest-scoring quarter.....	30, 3Q vs. Alabama State (12/13/23)
Lowest-scoring quarter.....	4, 1Q vs. Louisiana-Lafayette (11/9/23)
Highest-scoring opponent quarter.....	25, 4Q at UAB (12/3/23)
Lowest-scoring opponent quarter.....	2, 1Q vs. Alabama State (12/13/23)
Largest margin in a single quarter.....	+25 (27-2), vs. Alabama State (12/13/23)
Largest margin of victory.....	57 vs. Alabama State (12/13/23)
Smallest margin of victory.....	6 vs. Louisiana-Lafayette (11/9/23)
Largest margin of defeat.....	22 at Texas A&M (1/7/24)
Smallest margin of defeat.....	3 at Ole Miss (1/11/24)
Largest halftime lead.....	33 vs. Alabama State (12/13/23)
Smallest halftime lead.....	3 vs. North Alabama (12/31/23)
Times tied at halftime.....	
Largest halftime deficit.....	12 vs. California (11/17/23) & at Texas A&M (1/7/24)
Smallest halftime deficit.....	1 at UCF (11/20/23)
Largest rebounding margin.....	+16 vs. Louisiana-Lafayette (11/9/23)
Smallest rebounding margin.....	+1 vs. Washington State (12/20/23)
Last time tied in rebounding.....	42-42 vs. Alabama A&M (11/27/23)
Largest rebounding deficit.....	-14 at Texas A&M (1/7/24)
Smallest rebounding deficit.....	-5 vs. California (11/17/23) & vs. Clemson (11/30/23)
Largest deficit overcome to win game.....	13 at Rutgers (11/12/23)
Largest lead lost.....	11 vs. Tennessee (1/4/24)

MISCELLANEOUS STATISTICS (incl. previous schools)

Double-Doubles	Season	Career
Taylen Collins	1	12
JaMya Mingo-Young	1	8
Savannah Scott	1	1
Honesty Scott-Grayson	0	3

30+ Point Games	Season	Career
Honesty Scott-Grayson	0	2

20+ Point Games	Season	Career
Honesty Scott-Grayson	2	16
Savannah Scott	1	1
Mar'Shaun Bostic	0	1
Taylen Collins	0	1

10+ Rebound Games	Season	Career
Taylen Collins	2	18
JaMya Mingo-Young	1	11
Savannah Scott	1	1
Honesty Scott-Grayson	0	3

10+ Assist Games	Season	Career
------------------	--------	--------

5+ Steal Games	Season	Career
Honesty Scott-Grayson	1	8
JaMya Mingo-Young	1	5
Celia Sumbane	1	1
Kaitlyn Duhon	1	1
Mar'Shaun Bostic	1	1
Taylen Collins	0	3

5+ Block Games	Season	Career
----------------	--------	--------

GAMES LED AUBURN IN...

Scoring	Season	Career
Honesty Scott-Grayson	9	38
Sydney Shaw	2	4
Savannah Scott	2	2
Mar'Shaun Bostic	1	2
JaMya Mingo-Young	1	1
McKenna Eddings	1	1

Rebounding	Season	Career
Taylen Collins	7	7
JaMya Mingo-Young	4	4
Savannah Scott	2	2
Honesty Scott-Grayson	1	15
Oyindamola Akinbolawa	1	3
Sydney Shaw	1	2
Celia Sumbane	1	1
Kaitlyn Duhon	0	4
Mar'Shaun Bostic	0	1

Assists	Season	Career
JaMya Mingo-Young	10	10
Honesty Scott-Grayson	3	23
Mar'Shaun Bostic	3	16
McKenna Eddings	2	2
Sydney Shaw	1	11
Taylen Collins	1	1
Kaitlyn Duhon	0	1
Carsen McFadden	0	1

(includes games where lead was shared)

2023-24 DOUBLE-DOUBLES

Savannah Scott at Rutgers - 21 pts, 11 reb
 Taylen Collins vs. Alabama A&M - 10 pts, 10 reb
 JaMya Mingo-Young vs. UNA - 13 pts, 10 reb

Last Time an Auburn Team...

Scored 90 points	Auburn 94, Alabama State 37, in Auburn, Ala. (Dec. 13, 2023)
Scored 90 points in an SEC game	Auburn 95, Missouri 82, in Columbia, Mo. (Feb. 27, 2020)
Scored 100 points	Auburn 119, Sam Houston State 54, in Auburn, Ala. (Dec. 5, 2008)
Scored 100 points against an SEC opponent	Auburn 102, Tennessee 96, SEC Tournament in Albany, Ga. (Mar. 6, 1987)
Scored 100 points in a SEC regular-season game	Auburn 111, Vanderbilt 67, in Auburn, Ala. (Feb. 18, 1987)
Scored 100 points at home	Auburn 119, Sam Houston State 54, in Auburn, Ala. (Dec. 5, 2008)
Scored 100 points in a true road game	Auburn 103, Mercer 29, in Macon, Ga. (Feb. 23, 1987)
Scored 110+ points	Auburn 119, Sam Houston State 54, in Auburn, Ala. (Dec. 5, 2008)
Scored 80 points and lost	Indiana 96, Auburn 81, in Las Vegas, Nev. (Nov. 25, 2022)
Scored 90 points and lost	Kentucky 91, Auburn 90 [2OT], in Auburn, Ala. (Feb. 2, 1986)
Scored 100 points and lost	Never
Scored 50-59 points in a half	51 (1st half) vs. Charleston Southern in Auburn, Ala. (Nov. 26, 2021)
Scored 60 or more points in a half	62 (2nd half) vs. Drake in New Orleans, La. (Dec. 21, 2016)
Scored 30 or more points in a quarter	30 (3rd quarter) - vs. Alabama State in Auburn, Ala. (Dec. 13, 2023)
Scored 50 points or less in a game	Texas A&M 66, Auburn 44 in College Station, Texas (Jan. 7, 2024)
Scored 50 points or less and won	Auburn 47, Missouri 45 [SEC] in Jacksonville, Fla. (March 3, 2016)
Scored 40 points or less in a game	South Carolina 75, Auburn 38, in Columbia, S.C. (Feb. 17, 2022)
Scored less than 10 points in a quarter	9 points (3rd quarter) at Texas A&M in College Station, Texas (Jan. 7, 2024)
Scored less than 20 points in a 1st half	16 points vs. UL-Lafayette in Auburn, Ala. (Nov. 9, 2023)
Scored less than 20 points in a 2nd half	17 points at South Carolina in Columbia, S.C. (Feb. 17, 2022)
Had 35+ rebound margin	36 - (52-16) vs. Alabama A&M in Normal, Ala. (Nov. 19, 2013)
Had 25+ rebound margin	33 - (53-26) vs. Grambling State in Auburn, Ala. (Nov. 6, 2018)
Had 20+ rebound margin	20 (51-31) vs. Alabama State in Auburn, Ala. (Nov. 16, 2021)
Attempted 30 free throws	30 - vs. Clemson in Auburn, Ala. (Nov. 30, 2023)
Attempted 35 free throws	35 - vs. Charleston Southern in Auburn, Ala. (Nov. 26, 2021)
Attempted 40 free throws	41 - vs. Alabama State in Auburn, Ala. (Nov. 15, 2006)
Attempted 5 free throws or less	3 - at Texas A&M in College Station, Texas (Feb. 23, 2020)
Did not attempt a free throw	Never
Made 20-24 free throws	20 - at Ole Miss in Oxford, Miss. (Jan. 11, 2024)
Made 25+ free throws	26 - vs. Charleston Southern in Auburn, Ala. (Nov. 26, 2021)
Made 30 free throws	31 - vs. Northwestern State (31-43) (Dec. 30, 2003)
Had 25 assists	25 - vs. Alabama State in Auburn, Ala. (Dec. 13, 2023)
Had 25 turnovers	27 - vs. Georgia in Auburn, Ala. (Jan. 3, 2021)
Had 10 turnovers or less	6 - vs. Tennessee in Auburn, Ala. (Jan. 4, 2024)
Had 25+ steals	28 (program record) - vs. Alabama State in Auburn, Ala. (Dec. 13, 2023)
Had 20-24 steals	24 - vs. Samford in Auburn, Ala. (Dec. 18, 2022)
Had 15-19 steals	17 - vs. Clemson in Auburn, Ala. (Nov. 30, 2023)
Had 10-14 blocks	10 - vs. Louisiana Tech in Auburn, Ala. (Nov. 19, 2017)
Had 15+ blocks	15 - at Florida International in Miami, Fla. (Dec. 29, 2014)
Won an overtime game	Auburn 77, Ole Miss 76 [10T] in Auburn, Ala. (Jan. 22, 2023)
Lost an overtime game	Missouri 72, Auburn 63 [10T] in Columbia, Mo. (Jan. 6, 2022)
Played a double overtime game	Auburn 70, Alabama 65 [2OT] in Auburn, Ala. (Feb. 27, 2014)
Played three or more overtimes	Never
Shot 70% for a half	71.4% (15-of-21), 2nd half vs. UL-Lafayette in Auburn, Ala. (Dec. 11, 2022)
Shot 60% for a game	60.4% (29-of-48) vs. Oklahoma State in Auburn, Ala. (Dec. 5, 2021)
Shot less than 30% for a game	29.1% (16-of-55) at Ole Miss in Oxford, Miss. (Jan. 11, 2024)
Shot 90-99.9% from the free throw line (min. 10 attempts)	91.7% (11-of-12) vs. North Alabama in Auburn, Ala. (Dec. 31, 2023)
Shot 100% from the free throw line (min. 10 attempts)	100% (16-of-16) vs. Texas A&M in Auburn, Ala. (Jan. 7, 2018)
Shot 50% on 3-pointers (minimum 5 attempts)	50.0% (8-of-16) vs. North Alabama in Auburn, Ala. (Dec. 31, 2023)
Shot 20-30% in a half	21.2% (7-of-33), 1st half vs. Ole Miss in Oxford, Miss. (Jan. 11, 2024)
Shot less than 20% in a half	19.4% (7-of-36), 1st half vs. South Carolina in Auburn, Ala. (Feb. 4, 2021)
Shot 55% or better and lost	58.1% (25-of-43) vs. Tennessee (Jan. 20, 2005)
Made 10+ 3-point field goals	10-of-20 vs. Samford in Auburn, Ala. (Dec. 18, 2022)
Failed to make a 3-point field goal	0-of-16 at Alabama in Tuscaloosa, Ala. (Feb. 12, 2023)
Had 60+ rebounds	61 - vs. Stephen F. Austin in Auburn, Ala. (Dec. 17, 2007)
Had 50-59 rebounds	52 vs. Florida in Auburn, Ala. (Jan. 30, 2023)
Defeated a Top-25 opponent	Auburn 65, #21 Georgia 60, in Auburn, Ala. (Feb. 20, 2022)
Defeated a Top-10 opponent	Auburn 71, #4 Tennessee 61, in Auburn, Ala. (Jan. 27, 2022)
Defeated a Top-25 opponent on the road	Auburn 59, #18 Georgia Tech 51, in Atlanta, Ga. (Nov. 21, 2021)
Won a 1-point game	Auburn 77, Ole Miss 76 (OT) in Auburn, Ala. (Jan. 22, 2023)
Lost a 1-point game	Clemson 56, Auburn 55, in Clemson, S.C. [WNIT] (March 20, 2023)

Last Time an Auburn Player...

Scored 25-29 points	26 - Aicha Coulibaly vs. Tennessee in Auburn, Ala. (Jan. 27, 2022)
Scored 30-34 points	31 - Aicha Coulibaly vs. Ole Miss in Auburn, Ala. (Jan. 22, 2023)
Scored 35 points	35 - DeWanna Bonner vs. Tennessee in Auburn, Ala. (Jan. 25, 2009)
Scored 40 points	41 - Conswella Sparrow vs. South Alabama (Feb. 17, 1998)
Had 15-19 rebounds	16 - Kharyssa Richardson vs. Florida in Auburn, Ala. (Jan. 30, 2023)
Had 20+ rebounds	23 - Unique Thompson vs. Belmont in Auburn, Ala. (Dec. 20, 2020)
Had 10 assists	10 - Daisa Alexander vs. LSU in Auburn, Ala. (Feb. 16, 2020)
Had 15 assists	18 - Martha Monk vs. Alabama State (Feb. 18, 1981)
Had 5 blocks	6 - Unique Thompson vs. Louisiana Tech in Auburn, Ala. (Nov. 19, 2017)
Had 10 blocks	13 - Marita Payne vs. Arkansas (Feb. 3, 2005)
Had 5 steals	5 - JaMya Mingo-Young vs. Tennessee in Auburn, Ala. (Jan. 4, 2024)
Had 8 steals	8 - Brandy Montgomery vs. East Carolina in Auburn, Ala. (Dec. 5, 2015)
Had 10 steals	10 - Kristen Mulligan vs. Northeast Illinois in Auburn, Ala. (Dec. 18, 1992)
Made 10 field goals	10 - Honesty Scott-Grayson vs. Alabama State in Auburn, Ala. (Dec. 13, 2023)
Made 15 field goals	15 - Conswella Sparrow (15-16) vs. South Alabama (Feb. 17, 1998)
Attempted 20-24 field goals	20 - Aicha Coulibaly (12-20) vs. Ole Miss in Auburn, Ala. (Jan. 22, 2023)
Attempted 25 field goals	25 - Unique Thompson (7-25) at Georgia in Athens, Ga. (Feb. 11, 2021)
Made 5+ three-point field goals	5 - Annie Hughes vs. Charleston Southern in Auburn, Ala. (Nov. 26, 2021)
Made 8 three-point field goals	8 - Tiffany Krantz vs. Troy State in Auburn, Ala. (Nov. 21, 1997)
Attempted 10 three-point field goals	11 - Honesty Scott-Grayson vs. UL-Lafayette in Auburn, Ala. (Nov. 9, 2023)
Attempted 15 three-point field goals	16 - Brandy Montgomery at Marquette in Milwaukee, Wis. (Dec. 13, 2023)
Made 10 free throws	12 - JaMya Mingo-Young in Auburn, Ala. (Dec. 16, 2023)
Made 15 free throws	Never

SEC PRESEASON POLL (Media Vote)**Order of Finish**

- LSU
- South Carolina
- Tennessee
- Ole Miss
- Mississippi State
- Arkansas
- Georgia
- Texas A&M
- Alabama
- Florida
- Missouri
- Auburn
- Kentucky
- Vanderbilt

Player of the Year

Angel Reese, LSU

Preseason All-SEC First Team

Flau'Jae Johnson, LSU
 Angel Reese, LSU
 Hailey Van Lith, LSU
 Kamila Cardoso, South Carolina
 Rickea Jackson, Tennessee

Preseason All-SEC Second-Team

Anneesah Morrow, LSU
 Madison Scott, Ole Miss
 Jessika Carter, Mississippi State
 Jewel Spear, Tennessee
 Aicha Coulibaly, Texas A&M
 Jordyn Cambridge, Vanderbilt

SEC PRESEASON POLL (Coaches' Vote)**Order of Finish**

- LSU
- South Carolina
- Tennessee
- Ole Miss
- Mississippi State
- Texas A&M
- Arkansas
- Alabama
- Georgia
- Florida
- Missouri
- Auburn
- Vanderbilt
- Kentucky

Player of the Year

Angel Reese, LSU

All-SEC First Team

Angel Reese, LSU
 Hailey Van Lith, LSU
 Madison Scott, Ole Miss
 Jessika Carter, Mississippi State
 Hayley Frank, Missouri
 Kamilla Cardoso, South Carolina
 Rickea Jackson, Tennessee
 Janiah Barker, Texas A&M

All-SEC Second Team

Makayla Daniels, Arkansas
 Flau'Jae Johnson, LSU
 Anneesah Morrow, LSU
 Erynn Barnum, Mississippi State
 Jerkaila Jordan, Mississippi State
 Te-Hina Paopao, South Carolina
 Tamari Key, Tennessee
 Jewel Spear, Tennessee
 Aicha Coulibaly, Texas A&M

Shot 100% from the field (min. 5 attempts)..... Romi Levy (6-6) vs. North Florida in Auburn, Ala. (Dec. 20, 2022)
Shot 100% at the free throw line (min. 10 attempts)..... JaMya Mingo-Young (12-12) vs. Norfolk State (Dec. 16, 2023)
Made 20+ consecutive free throws..... JaMya Mingo-Young (29): first at UAB, last at Texas A&M (Dec. 3, 2023-Jan. 7, 2024)
Had a double-double..... JaMya Mingo-Young (13 pts/10 reb) vs. North Alabama in Auburn, Ala. (Dec. 31, 2023)
 Had 2 consecutive double-doubles..... Aicha Coulibaly: 23/11 vs. Kennesaw, 17/12 at Alabama (Dec. 20, 2021-Jan. 2, 2022)
 Had 3 consecutive double-doubles..... Unique Thompson: 14/14 at Florida, 22/10 vs. Kentucky, 10/10 at Alabama (Jan. 17-24, 2021)
 Had 13 consecutive double-doubles..... Unique Thompson: First vs. BYU; last at Vandy (March 23, 2019-Jan. 2, 2020)
 Had 18 consecutive double-doubles (AU record)..... Laurretta Freeman: First vs. Furman, Last vs. Oral Roberts (Dec. 29, 1992-Feb. 23, 1993)
 Had a double-double at halftime..... Unique Thompson (16 pts/10 rebs) at Iowa State in Ames, Iowa (Nov. 13, 2018)
 Two players had a double-double..... K. Richardson (15 pts/16 reb) & A. Coulibaly (14 pts/11 reb) vs. Florida in Auburn, Ala. (Jan. 30, 2023)
 Recorded a double-double with points and assists..... Janiah McKay (16 pts/10 assists) vs. Grambling State (Nov. 6, 2018)
 Scored 20 points & had 20 rebounds..... Unique Thompson (20 pts/23 reb) vs. Belmont in Auburn, Ala. (Dec. 20, 2020)
 Had a triple-double..... Whitney Boddie (24 pts./11 rebs./12 ast.) vs. Sam Houston State (Dec. 5, 2008)
 Two or more players scored 20 points..... Coulibaly (22) & Scott-Grayson (22) vs. Indiana in Las Vegas, Nev. (Nov. 25, 2022)
 Three players scored 20 points..... Benton (23), Howard (22), Alexander (21) at Missouri in Columbia, Mo. (Feb. 27, 2020)
 Two players scored 30 points..... Laticia Morris (33) & Tara Williams (30) vs. South Alabama (Jan. 14, 1997)
 Had 2 straight 25-point games..... Janiah McKay: 27 at South Carolina, 26 vs. Arkansas (Jan. 11-14, 2018)
 Had 3 straight 25-point games..... Janiah McKay: 25 pts vs. Texas A&M, 27 pts at South Carolina, 26 pts vs. Arkansas (Jan. 7-14, 2018)
 Zero players scored in double figures..... at South Carolina in Columbia, S.C. (Feb. 17, 2022)
Only one player scored in double figures..... Honesty Scott-Grayson (16) vs. Ole Miss in Oxford, Miss. (Jan. 11, 2024)
Five players scored in double figures..... Eddings (14), Mingo-Young (13), Shaw, Scott-Grayson, Duhon (11) vs. North Alabama (Dec. 31, 2023)
 Six players scored in double figures..... McKay/Benton (16), Primm (15), Thompson (14), Alexander/Jones (13) vs. Grambling (Nov. 6, 2018)
 Seven players scored in double figures..... Carrier (19 pts.), Bonner (18 pts.), Smalley (16 pts.), Boddie (13 pts.)
 R. Hobbs (13 pts.), Hilliard (13 pts.) & S. Hobbs (10 pts.) vs. Sam Houston State (Dec. 5, 2008)
 Two players had 10 rebounds..... Aicha Coulibaly (10) and Precious Johnson (10) at Kentucky in Lexington, Ky. (Feb. 27, 2022)
 Three players had 10 rebounds..... J. Greenleaf (12 rebs.), D. Bonner (12 rebs.) & W. Boddie (10 rebs.) vs. Oakland (Nov. 21, 2007)
 Played every minute..... Honesty Scott-Grayson (40:00) at Alabama in Tuscaloosa, Ala. (Jan. 2, 2022)
 Played 40 or more minutes in OT game..... S. Wells (43:38) & H. Scott-Grayson (43:00) at Missouri in Columbia, Mo. (Jan. 6, 2022)
 Attempted a slam dunk..... Hasina Muhammad vs. St. John's in Auburn, Ala. (Dec. 6, 2013)
 Made a shot from half-court or beyond..... Brooke Moore (end 2nd quarter) vs. Alabama State in Auburn, Ala. (Dec. 29, 2018)
 Every Auburn player dressed scored..... 11 players vs. Samford in Auburn, Ala. (Dec. 18, 2022)

Last Time an Auburn Opponent...

Shot less than 30% in a game (SEC)..... Arkansas - 26.9% (14-of-52) in Auburn, Ala. (Feb. 5, 2023)
Shot less than 30% in a game (Non-conf)..... Norfolk State - 27.6% (16-of-58) in Auburn, Ala. (Dec. 16, 2023)
 Shot 60% or better in a game..... South Carolina - 63.2% (36-of-57) in Columbia, S.C. (Jan. 5, 2023)
 Scored 90 points..... South Carolina 94, Auburn 42, in Columbia, S.C. (Jan. 5, 2023)
 Scored 100 points..... Georgia 102, Auburn 72 in Athens, Ga. (Mar. 3, 1984)
 Scored 100 points at Auburn..... Tuskegee 105, Auburn 98 (2OT) (Feb. 12, 1979)
 Had 25+ rebound margin..... 37 - South Carolina (62-25) in Columbia, S.C. (Feb. 17, 2022)
 Had a 20-24 rebound margin..... 24 - South Carolina (50-26) in Auburn, Ala. (Feb. 9, 2023)
Scored 5 points or less in a quarter..... 2 - Alabama State (1st quarter) in Auburn, Ala. (Dec. 13, 2023)
Scored less than 10 points in a quarter..... 9 - Ole Miss (4th quarter) in Oxford, Miss. (Jan. 11, 2024)
 Scored less than 10 points in all four quarters..... Winthrop (9-8-8-8) in Auburn, Ala. (Dec. 16, 2015)
 Scored 30 or more points in a quarter..... 30 - Kentucky (1st quarter) in Lexington, Ky. (Feb. 27, 2022)
 Scored less than 10 points in a half..... 9 - USC Upstate (1st half) in Auburn, Ala. (Nov. 25, 2020)
Scored less than 20 points in a half..... 19 - Norfolk State (2nd half) in Auburn, Ala. (Dec. 16, 2023)
 Had 50 rebounds..... 50 - South Carolina in Auburn, Ala. (Feb. 9, 2023)
 Had 25 assists..... 25 - South Carolina in Columbia, S.C. (Jan. 5, 2023)
Had 25-29 turnovers..... 27 - Norfolk State in Auburn, Ala. (Dec. 16, 2023)
 Had 30-34 turnovers..... 33 - Sam Houston in Auburn, Ala. (Nov. 8, 2022)
Had 35+ turnovers..... 40 - Alabama State in Auburn, Ala. (Dec. 13, 2023)
 Had 15 steals..... 21 - Belmont in Auburn, Ala. (Dec. 20, 2020)
 Had 10 blocks..... 13 - LSU in Auburn, Ala. (Jan. 9, 2022)
 Failed to make a 3-point field goal..... UCF (0-8) in Auburn, Ala. (Dec. 3, 2022)
 Attempted 35 free throws..... 39 - Arkansas in Auburn, Ala. (Feb. 5, 2023)
 Made 30 free throws..... 30 - Arkansas (Jan. 22, 1995)
 Made 10+ three-point field goals..... 10 - Kentucky in Lexington, Ky. (Feb. 27, 2022)
 Made 15+ three-point field goals..... 15 - Alabama in Auburn, Ala. (Feb. 14, 2021)
Scored 41-50 points in a game..... 45 - Little Rock in Little Rock, Ark. (Dec. 10, 2023)
Scored 31-40 points in a game..... 39 - Norfolk State in Auburn, Ala. (Dec. 16, 2023)
 Scored 30 points or less..... 26 - Georgia in Athens, Ga. (Feb. 22, 2015)
 Scored 25 points or less..... 25 - Puerto Rico-Mayaguez (Dec. 17, 2000)

Last Time an Opposing Player...

Scored 30+ points (non-conference)..... 35 - Ajah Wayne of Old Dominion in Auburn, Ala. (Nov. 14, 2019)
 Scored 30+ points (SEC)..... 32 - Rhyne Howard of Kentucky in Lexington, Ky. (Feb. 27, 2022)
 Scored 35+ points (all games)..... 41 - Jasmine Walker of Alabama in Auburn, Ala. (Feb. 14, 2021)
 Scored 40+ points (all games)..... 41 - Jasmine Walker of Alabama in Auburn, Ala. (Feb. 14, 2021)
 Attempted 25 field goals..... 27 - Jantel Lavender (9-27) of Ohio State (Nov. 23, 2008)
 Scored 20 points & had 20 rebounds..... Young of Baylor in the WNIT Championship Game, (20 pts./25 rebs.) (Apr. 4, 2003)
 Two players scored 20 points..... Rhyne Howard (32) and Dre'una Edwards (25) of Kentucky in Lexington, Ky. (Feb. 27, 2022)
 Three players scored 20 points..... by LSU in Baton Rouge, Chatman (22 pts), Johnson (21 pts) & Lowery (20 pts) (Jan. 12, 1991)
 Five players scored in double figures..... Holmes (26), Garzon (21), Parris (16), McNeil (16), Scalia (12) of Indiana (Nov. 25, 2022)
 Six players scored in double figures..... Williams (10), Lewis (13), Bonds (18), Peoples (10), Miller (12), Svetec (12) of Florida (Jan. 26, 2014)
Recorded a double-double..... Janiah Barker of Texas A&M (13 pts/10 reb) in College Station, Texas (Jan. 7, 2024)
Recorded a double-double with points and assists..... C. Leger-Walker of Washington State (12 pts/10 ast) in Auburn, Ala. (Dec. 20, 2023)
 Recorded a triple-double..... Ceira Ricketts (14 pts./13 rebs./12 ast.) of Arkansas (Jan. 18, 2009)
 Two players recorded a double-double..... J. Carter (24 pts/11 reb) & J. Jordan (14 pts/12 reb) of Mississippi State (Jan. 19, 2023)
 Committed 10+ turnovers..... 10 - Shaquera Wade of Alabama in Greenville, S.C. (March 7, 2019)
Had 15-19 rebounds..... 19 - Rickea Jackson of Tennessee in Auburn, Ala. (Jan. 4, 2024)
 Had 20+ rebounds..... 21 - Ayana Mitchell of LSU in Baton Rouge, La. (March 3, 2019)
Had 10 assists..... 10 - Charlissee-Leger-Walker of Washington State in Auburn, Ala. (Dec. 20, 2023)
 Had 15 assists..... 16 - Cindy McMahan of Alabama-Huntsville (Nov. 24, 1980)
 Had 5 blocks..... 6 - Jenna Staiti of Georgia in Athens, Ga. (Feb. 11, 2021)
 Had 5 steals..... 5 - Alisha Lewis of Georgia in Greenville, S.C. (March 2, 2023)
 Made 15 field goals..... 15 - Chamique Holdslaw (15-21) of Tennessee (Feb. 1, 1998)
 Made 10 3-point field goals..... 11 - Morgan Eye (11-18) of Missouri in Columbia, Mo. (Jan. 6, 2013)

Specialty Statistics (Auburn-Opponent)

Opponent	Points in the Paint	Points off Turnovers	2nd-Chance Points	Fast-Break Points	Bench Points
Jacksonville State	46-30	24-9	11-0	15-3	27-34
Louisiana-Lafayette	28-24	15-15	16-6	13-3	4-1
at Rutgers	46-20	29-11	13-15	18-13	11-14
California	26-32	11-13	20-4	4-13	29-2
at UCF	22-24	23-24	7-5	7-7	19-5
Alabama A&M	32-24	17-14	14-9	14-8	26-10
Clemson	38-26	29-4	2-7	18-7	39-16
at UAB	38-20	20-11	7-16	15-4	17-25
at Little Rock	28-22	20-13	11-7	12-1	19-10
Alabama State	60-14	53-17	10-6	30-2	40-18
Norfolk State	30-26	32-13	9-8	16-5	20-7
Washington State	28-26	23-14	11-7	8-5	20-15
North Alabama	32-34	19-9	15-8	13-14	34-12
Tennessee	28-30	18-9	12-9	12-25	28-19
at Texas A&M	20-40	11-15	3-10	6-10	10-15
at Ole Miss	24-34	13-15	13-15	4-8	19-17

Lead-Deficit Comparison

Opponent	Largest Lead	Largest Deficit	Lead Changes	Ties	Result
Jacksonville State	31 (4th, 2:20)	-	0	0	W, 78-49
Louisiana-Lafayette	9 (4th, 6:22)	12 (2nd, 2:25)	6	5	W, 60-54
at Rutgers	23 (3rd, 7:31)	13 (1st, 3:28)	1	2	W, 76-56
California	3 (1st, 9:20)	15 (3rd, 8:56)	1	0	L, 53-67
at UCF	3 (2nd, 3:59)	11 (3rd, 2:10)	9	3	L, 53-60
Alabama A&M	26 (4th, 8:00)	-	0	0	W, 68-45
Clemson	34 (4th, 1:03)	-	0	0	W, 83-53
at UAB	17 (3rd, 1:04)	3 (1st, 1:04)	2	0	W, 72-62
at Little Rock	23 (3rd, 7:54)	-	0	4	W, 58-45
Alabama State	57 (4th, 6:11)	-	0	0	W, 94-37
Norfolk State	32 (4th, 6:36)	1 (2nd, 5:59)	2	2	W, 67-39
Washington State	10 (4th, 4:29)	9 (2nd, 9:24)	5	3	W, 69-62
North Alabama	24 (4th, 6:50)	5 (2nd, 6:17)	7	4	W, 79-58
Tennessee	11 (2nd, 5:06)	12 (4th, 7:21)	7	1	L, 67-75
at Texas A&M	1 (1st, 8:08)	25 (4th, 7:43)	4	0	L, 44-66
at Ole Miss	-	18 (3rd, 3:50)	0	1	L, 55-58

Scoring Breakdown

(Percentage of total points in parentheses)

Opponent	Sr./Gr.	Jr.	So.	Fr.	Starters	Bench	2-pt FG	3-pt FG	FTs
Jacksonville State	22	19	24	13	51 (65.4)	27 (34.6)	50 (64.1)	12 (15.4)	16 (20.5)
Louisiana-Lafayette	24	10	10	16	56 (93.3)	4 (6.7)	34 (56.7)	12 (20.0)	14 (23.3)
at Rutgers	25	18	11	21	65 (85.5)	11 (14.5)	50 (65.8)	6 (7.9)	20 (26.3)
California	24	13	14	2	24 (45.2)	29 (54.8)	36 (67.9)	9 (17.0)	8 (15.1)
at UCF	22	8	22	1	34 (64.2)	19 (35.8)	38 (71.7)	6 (11.3)	9 (17.0)
Alabama A&M	19	18	16	15	44 (64.7)	24 (35.3)	40 (58.8)	15 (22.1)	13 (19.1)
Clemson	40	18	21	4	44 (53.0)	39 (47.0)	46 (55.4)	18 (21.7)	19 (22.9)
at UAB	35	17	16	4	55 (76.4)	17 (23.6)	52 (72.2)	6 (8.3)	14 (19.4)
at Little Rock	29	9	14	6	39 (67.2)	19 (33.8)	36 (61.0)	12 (20.3)	10 (18.7)
Alabama State	46	25	10	13	54 (57.4)	40 (42.6)	66 (70.2)	12 (12.8)	16 (17.0)
Norfolk State	38	8	12	9	47 (70.1)	20 (29.9)	40 (59.7)	6 (9.0)	21 (31.3)
Washington State	39	14	14	2	49 (71.0)	20 (29.0)	38 (55.1)	15 (21.7)	16 (23.2)
North Alabama	30	18	24	7	45 (57.0)	34 (43.0)	44 (55.7)	24 (30.4)	11 (13.9)
Tennessee	35	24	4	4	39 (58.2)	28 (41.8)	48 (71.6)	6 (9.0)	13 (19.4)
at Texas A&M	32	10	0	2	34 (77.3)	10 (22.7)	28 (63.6)	3 (6.8)	13 (29.5)
at Ole Miss	31	11	8	5	36 (65.5)	19 (34.5)	26 (47.3)	9 (16.4)	20 (36.4)

Comparison Statistics (Auburn/Opponent)

Opponent	1st	2nd	Score	Mar	Total FG	FG Pct	3-Pointers	3FG Pct	Free Throws	FT Pct	Reb.	Mar	Assist	TO	Blk	Stl	Fouls
Jacksonville State	41-26	37-23	78-49	+29	29-61/18-59	.475/.305	4-9/3-14	.444/.214	16-22/10-12	.727/.833	43/31	+12	13/5	15/19	4/1	11/7	15/20
UL-Lafayette	16-25	44-29	60-54	+6	21-59/18-49	.356/.367	4-20/4-15	.200/267	14-19/14-21	.737/.667	46/30	+16	14/8	17/16	4/2	6/7	22/21
Rutgers	38-22	38-34	76-56	+20	27-58/17-53	.466/.321	2-11/7-19	.182/.368	20-31/15-21	.645/.714	34/40	(6)	14/9	12/24	7/3	11/10	16/26
California	21-33	32-34	53-67	(14)	21-67/23-61	.313/.377	3-15/6-18	.200/.333	8-13/15-19	.615/.789	41/46	(5)	10/8	10/12	1/4	7/6	19/14
UCF	26-27	27-33	53-60	(7)	21-55/21-46	.382/.457	2-15/7-15	.133/.467	9-16/11-13	.563/.846	34/27	+7	7/10	18/20	6/0	6/6	17/16
Alabama A&M	32-20	36-25	68-45	+23	25-59/16-61	.424/.262	5-11/2-8	.455/.250	13-21/11-16	.619/.688	42/42	0	12/3	20/23	8/4	13/8	17/18
Clemson	36-21	47-32	83-53	+30	29-61/16-48	.475/.333	6-19/3-16	.316/.188	19-30/18-29	.633/.621	36/41	(5)	16/4	13/29	3/0	17/5	25/27
UAB	35-21	37-41	72-62	+10	28-60/18-61	.467/.295	2-5/7-24	.400/.292	14-23/19-23	.609/.826	44/36	+8	14/9	16/17	6/1	9/6	18/22
Little Rock	32-16	26-29	58-45	+13	22-53/18-41	.415/.439	4-10/1-4	.400/.250	10-15/8-17	.667/.471	32/25	+7	10/7	19/19	1/1	8/7	21/18
Alabama State	46-13	48-24	94-37	+57	37-78/14-42	.474/.333	4-14/3-8	.286/.375	16-24/6-8	.667/.750	41/28	+13	25/7	14/40	1/7	28/7	14/22
Norfolk State	26-20	41-19	67-39	+28	22-54/16-58	.407/.276	2-13/2-12	.154/.167	21-26/5-7	.808/.714	40/37	+3	12/4	20/27	3/2	13/11	14/21
Washington St.	26-32	43-30	69-62	+7	24-57/22-49	.421/.449	5-10/8-19	.500/.421	16-19/10-11	.842/.909	32/31	+1	16/15	12/20	1/4	9/8	13/18
North Alabama	30-27	49-31	79-58	+21	30-71/24-60	.423/.400	8-16/6-22	.500/.273	11-12/4-7	.917/.571	41/37	+4	20/11	11/21	6/0	7/5	9/15
Tennessee	40-32	27-43	67-75	(7)	26-78/24-48	.333/.500	2-14/3-7	.143/.439	13-16/24-30	.813/.800	34/47	(13)	8/10	6/23	1/4	11/3	20/17
Texas A&M	20-32	24-34	44-66	(22)	15-49/25-57	.306/.439	1-9/1-8	.111/.125	13-21/15-23	.619/.652	29/43	(14)	8/12	17/16	4/3	9/8	20/21
Ole Miss	21-27	34-31	55-58	(3)	16-55/24-60	.291/.400	3-12/1-4	.250/.250	20-24/9-15	.833/.600	35/43	(8)	8/13	18/21	4/10	6/8	18/21

Game-by-Game Leaders

Opponent	Points	Rebounds	Assists	Steals	Blocked Shots
Jacksonville State	14-Honesty Scott-Grayson	8-Savannah Scott	4-Bostic/Shaw	4-Mar'Shaun Bostic	1-(four players)
Louisiana-Lafayette	16-Savannah Scott	14-Taylen Collins	3-(three players)	2-Collins/Scott-Grayson	2-Yakiya Milton
at Rutgers	21-Savannah Scott	11-Savannah Scott	4-Honesty Scott-Grayson	3-Celia Sumbane	2-Scott/Sumbane
California	18-Honesty Scott-Grayson	9-Honesty Scott-Grayson	5-JaMya Mingo-Young	1-(seven players)	1-H. Scott-Grayson
at UCF	17-Sydney Shaw	8-Taylen Collins	4-JaMya Mingo-Young	2-Sumbane/Duhon	2-Yakiya Milton
Alabama A&M	15-Sydney Shaw	10-Taylen Collins	3-JaMya Mingo-Young	4-Mar'Shaun Bostic	2-Collins/Eddings
Clemson	18-Honesty Scott-Grayson	6-Sydney Shaw	5-Honesty Scott-Grayson	5-Scott-Grayson/Bostic	2-Taylen Collins
at UAB	22-Honesty Scott-Grayson	8-Taylen Collins	4-Honesty Scott-Grayson	4-Mar'Shaun Bostic	2-Taylen Collins
at Little Rock	12-Honesty Scott-Grayson	8-Taylen Collins	4-JaMya Mingo-Young	2-Shaw/Scott-Grayson	1-JaMya Mingo-Young
Alabama State	24-Honesty Scott-Grayson	7-Celia Sumbane	6-JaMya Mingo-Young	5-Sumbane/Duhon	1-Timya Thurman
Norfolk State	16-JaMya Mingo-Young	5-Mingo-Young/Collins	4-JaMya Mingo-Young	4-Taylen Collins	1-(three players)
Washington State	17-Honesty Scott-Grayson	7-JaMya Mingo-Young	7-JaMya Mingo-Young	3-Collins/Scott-Grayson	1-McKenna Eddings
North Alabama	14-McKenna Eddings	10-JaMya Mingo-Young	7-JaMya Mingo-Young	3-McKenna Eddings	2-Sydney Shaw
Tennessee	17-Mar'Shaun Bostic	6-Taylen Collins	2-Mingo-Young/Eddings	5-JaMya Mingo-Young	1-Celia Sumbane
at Texas A&M	15-Honesty Scott-Grayson	8-JaMya Mingo-Young	3-JaMya Mingo-Young	2-Taylen Collins	1-(four players)
at Ole Miss	16-Honesty Scott-Grayson	6-Oyindamola Akinbolawa	2-Mar'Shaun Bostic	2-Mingo-Young/Akinbolawa	2-Taylen Collins

2023-24 Starting Lineups

Opponent	Point Guard (1)	Wing (2)	Wing (3)	Wing (4)	Post (5)
Jacksonville State (1)	Bostic	Shaw	Scott-Grayson	Collins	Scott
Louisiana-Lafayette	Bostic	Shaw	Scott-Grayson	Collins	Scott
at Rutgers	Bostic	Shaw	Scott-Grayson	Collins	Scott
California (2)	Bostic	Shaw	Eddings	Collins	Scott
at UCF	Bostic	Shaw	Scott-Grayson	Collins	Scott
Alabama A&M (3)	Bostic	Shaw	Sumbane	Collins	Scott
Clemson (4)	Bostic	Shaw	Scott-Grayson	Sumbane	Collins
at UAB	Bostic	Shaw	Scott-Grayson	Sumbane	Collins
at Little Rock (5)	Mingo-Young	Shaw	Scott-Grayson	Sumbane	Collins
Alabama State	Mingo-Young	Shaw	Scott-Grayson	Sumbane	Collins
Norfolk State	Mingo-Young	Shaw	Scott-Grayson	Sumbane	Collins
Washington State	Mingo-Young	Shaw	Scott-Grayson	Sumbane	Collins
North Alabama	Mingo-Young	Shaw	Scott-Grayson	Sumbane	Collins
Tennessee	Mingo-Young	Shaw	Scott-Grayson	Sumbane	Collins
at Texas A&M (6)	Mingo-Young	Scott-Grayson	Sumbane	Collins	Scott
at Ole Miss (7)	Mingo-Young	Scott-Grayson	Duhon	Collins	Scott

Record by Starting Lineup

Bostic, Shaw, Scott-Grayson, Collins, Scott.....	3-1 (.750)
Bostic, Shaw, Eddings, Collins, Scott.....	0-1 (.000)
Bostic, Shaw, Sumbane, Collins, Scott.....	0-1 (.000)
Bostic, Shaw, Scott-Grayson, Sumbane, Collins.....	2-0 (1.000)
Mingo-Young, Shaw, Scott-Grayson, Sumbane, Collins.....	5-1 (.833)
Mingo-Young, Scott-Grayson, Sumbane, Collins, Scott.....	0-1 (.000)
Mingo-Young, Scott-Grayson, Duhon, Collins, Scott.....	0-1 (.000)



Johnnie HARRIS

Head Coach

Third Season at Auburn • 25th Season in college coaching

Pine Bluff, Ark. • Arkansas Baptist, 1996

Johnnie Harris enters her third year as head coach for Auburn women's basketball in 2023-24. A long-time Southeastern Conference assistant and 2018 WBCA National Assistant Coach of the Year, Harris was named Auburn women's basketball head coach on April 3, 2021.

In year two at Auburn, Harris led the Tigers to their first winning record and postseason appearance in four years, finishing with a 16-15 overall record and five SEC wins. Auburn won a postseason game for the first time since 2016, defeating Tulane in the WNIT first round. In addition, the Tigers tied a school record for steals in a game with 24 against Samford, defeated Texas A&M for the first time, and won a road game in the SEC for the first time since the 2019-20 season.

Her first season on the Plains saw Auburn double its win total from the previous season and pick up three victories over nationally ranked opponents. Her first top-25 win came Nov. 21 with a 59-51 win at Georgia Tech, Auburn's first road win over a ranked foe since 2014. The biggest win of the season, and one of Auburn's biggest in decades, came Jan. 27 when the Tigers shocked No. 4 Tennessee 71-61 at home for their first SEC win of the season and their first win over a top-5 opponent since 1997. The Tigers added one more top-25 win, a 65-60 victory over No. 21 Georgia on Feb. 20. Sophomore Aicha Coulibaly was named to the All-SEC Second Team, and the Tigers landed a consensus top-25 recruiting class for 2022-23.

Prior to her arrival at Auburn, Harris spent 16 years combined at Arkansas, Texas A&M and Mississippi State, and spent the 2020-21 season as the Associate Head Coach at the University of Texas. She helped Texas to an Elite Eight appearance during the 2020-21 season, and she worked alongside Longhorn head coach Vic Schaefer the previous 10 years assisting Mississippi State to a pair of NCAA Championship game appearances. She was a central part of Mississippi State's success those eight seasons and is considered one of the nation's top recruiters.

Harris helped lead Mississippi State to a 221-62 [.781] record and five NCAA Tournament berths, including NCAA Championship Game appearances in 2017 and 2018. During that time, the Bulldogs also won the program's first Southeastern Conference regular-season championship and SEC Tournament Championship.

Harris' pupils in the past were some of the best in Mississippi State school history, led by Teaira McCowan, who Harris mentored during McCowan's record-setting junior and senior campaigns from 2017-19. The 2019 SEC Player of the Year and a consensus First-Team All-American, McCowan finished her career as Mississippi State's leader in rebounds and field-goal percentage, while ranking second in blocks and fourth in points and field-goals made.

The individual development McCowan showed during Mississippi State's run to a second consecutive national title game caught the attention of the coaching community, as Harris was tabbed the WBCA National Assistant Coach of the Year for the 2017-18 season.

In 2018-19, Harris helped transfer forward Anriel Howard combine with McCowan to create one of the best front courts in the country. In her lone season with the Bulldogs, Howard earned first-team All-SEC recognition by the AP and league coaches after averaging 16.4 points and 8.4 rebounds per game. Both McCowan [No. 3, Indiana Fever] and Howard [No. 24, Seattle Storm] were selected in the 2019 WNBA Draft.

Another Harris product, Chinwe Okorie, was an integral part of the Bulldogs' runs to the Final Four and 2016 Sweet 16 and finished her MSU career sixth in program annals in field-goal percentage, shooting 52.1 percent over 109 games. She raised her scoring average and field goal percentage each season of her three-year career, capped by her 7.5 ppg average on 56.4 percent shooting as a senior.

Harris helped guide Texas A&M to four Sweet 16 appearances in her five seasons, including the program's first national championship in 2010-11. During her tenure with the Aggies, Harris helped sign and mentor junior college All-Americans Danielle Adams and Tanisha Smith.

Prior to her stop in College Station, Harris spent three seasons at Arkansas, landing some of the Lady Razorbacks' top recruiting classes in program history. She signed Laura Ervin, a junior college All-American who went on to garner Second Team All-SEC accolades, as well as Freshman All-SEC selection Donica Cosby.

Harris has had the opportunity to learn from some of the game's top coaches, including Hall of Famer Kay Yow at N.C. State. She joined the program in the 2003-04 season and assisted the squad to the NCAA Tournament for the first time in two years. Her first recruiting class in Raleigh was rated as one of the best in the nation. She also garnered a commitment from Gillian Goring, the nation's No. 1 post player who went on to play for the Washington Mystics.

The Arkansas-Fort Smith position kept the Pine Bluff native in her home state after she started her coaching career as a graduate assistant at Little Rock. Her hard work at UALR earned her a promotion to a full-time assistant position in 2000.

Harris is the mother of two children, Marcus and Kiera, and the legal guardian of Lily. She also has two grandchildren, Samarah and Kaiden.

Harris Year-by-Year

Arkansas-Little Rock, Assistant Coach (1999-2001)

Year	Record	Conf.	Other Information
1999-00	5-23	1-15	
2000-01	6-22	0-16	

Arkansas-Fort Smith, Assistant Coach (2001-03)

Year	Record	Conf.	Other Information
2001-02	26-2		
2002-03	34-8		Conference Champions

NC State, Assistant Coach (2003-04)

Year	Record	Conf.	Other Information
2003-04	17-15	8-8	NCAA First Round

Arkansas, Assistant Coach (2004-07)

Year	Record	Conf.	Other Information
2004-05	17-14	3-11	WNIT Second Round
2005-06	13-15	5-9	
2006-07	18-13	3-11	

Texas A&M, Assistant Coach (2007-12)

Year	Record	Conf.	Other Information
2007-08	29-8	11-5	NCAA Elite Eight
			Big 12 Tournament Champions
2008-09	27-8	11-5	NCAA Sweet 16
2009-10	26-8	10-6	NCAA Second Round
			Big 12 Tournament Champions
2010-11	33-5	13-3	National Champions
2011-12	24-11	11-7	NCAA Sweet 16

Mississippi State, Associate Head Coach (2013-20)

Year	Record	Conf.	Other Information
2012-13	13-17	5-11	
2013-14	22-14	5-11	WNIT Quarterfinals
2014-15	27-7	11-5	NCAA Second Round
2015-16	28-8	11-5	NCAA Sweet 16
2016-17	34-5	13-3	National Runner-Up
2017-18	37-2	16-0	National Runner-Up
			SEC Regular Season Champions
2018-19	33-3	15-1	NCAA Elite Eight
			SEC Regular Season & Tournament Champions
2019-20	27-6	13-3	(no postseason; pandemic)

Texas, Associate Head Coach (2020-21)

Year	Record	Conf.	Other Information
2020-21	21-10	11-7	NCAA Elite Eight

Auburn, Head Coach (2021-)

Year	Record	Conf.	Other Information
2021-22	10-18	2-14	
2022-23	16-15	5-11	WNIT Second Round
2023-24	11-5	0-3	



Yakiya MILTON

#0

Freshman • Forward • 6-4
Jacksonville, Fla. • Mandarin HS

- First collegiate field goal vs. UAB; had season-best 4 rebounds (12/3)
- Had two blocks, two rebounds and scored first collegiate point in return to home state at UCF (11/20)
- Two blocks in just under 9 minutes of action vs. UL-Lafayette (11/9)
- Two-time all-conference selection at Mandarin HS
- Ranked 8th in state of Florida in blocks
- All-time leader at Mandarin HS in blocks and rebounds
- Cousin of former Auburn MBB player Kyle Davis, Auburn's all-time blocked shots leader
- Youngest player on team, one of youngest in SEC

SEASON/CAREER HIGHS

Points	2	3x; last at Ole Miss	11/24
Rebounds	4	2x; last vs. Alabama State	12/13/23
Assists	1	2x; last vs. Norfolk State	12/16/23
Blocks	2	2x; last at UCF	11/20/23
Steals	2	vs Alabama State	12/13/23
Field Goals	1	3x; last at Ole Miss	1/11/24
Field Goal Attempts	4	vs. North Alabama	12/31/23
3-Point Field Goals			
3-Point FG Attempts			
Free Throws	2	at Texas A&M	1/7/24
Free Throw Attempts	4	vs. Alabama State	12/13/23

Opponent	Start	Min.	FG-A	3PT-A	FT-A	O-D-T	PF	Ast.	TO	Blk.	St.	Pts.
JACKSONVILLE STATE		4:30	0-1	0-0	0-0	0-0-0	1	0	0	0	0	0
LOUISIANA-LAFAYETTE		8:45	0-0	0-0	0-0	0-0-0	1	0	0	2	0	0
at Rutgers		2:31	0-0	0-0	0-2	1-1-2	0	0	0	1	0	0
CALIFORNIA						--DNP--						
at UCF		16:45	0-2	0-0	1-2	0-2-2	3	0	1	2	1	1
ALABAMA A&M		7:35	0-1	0-0	0-0	0-1-1	4	0	2	1	0	0
CLEMSON		3:36	0-0	0-0	0-0	0-0-0	2	0	1	0	0	0
at UAB		14:21	1-2	0-0	0-0	0-4-4	3	0	1	1	0	2
at Little Rock		3:27	0-0	0-0	0-0	1-1-2	0	0	0	0	0	0
ALABAMA STATE		11:53	0-2	0-0	0-4	2-2-4	2	1	1	0	2	0
NORFOLK STATE		4:37	0-0	0-0	0-0	0-0-0	1	1	1	1	0	0
WASHINGTON STATE						--DNP--						
NORTH ALABAMA		11:47	1-4	0-0	0-0	0-2-2	0	0	1	1	0	2
TENNESSEE						--DNP--						
at Texas A&M		15:02	0-0	0-0	2-2	1-2-3	2	0	0	1	0	2
at Ole Miss		4:22	1-1	0-0	0-0	0-0-0	0	0	0	0	0	2
LSU												
at Vanderbilt												
ALABAMA												
GEORGIA												
SOUTH CAROLINA												
at Arkansas												
at Missouri												
KENTUCKY												
at Alabama												
at LSU												
TEXAS A&M												
MISSISSIPPI STATE												
at Florida												

MILTON'S CAREER STATISTICS

SEASON	TEAM	GP-GS	MIN/AVG	Field Goals		3-Point		F-Throws		Rebounds				Scoring						
				FG-FGA	FG%	3FG-3FGA	3FG%	FT-FTA	FT%	OFF	DEF	TOT	AVG	PF	FO	A	TO	BLK	STL	PTS
2023-24	AUB	12-0	105/8.7	2-12	.167	0-0	.000	3-10	.300	5	15	20	1.7	19-0	2	8	10	3	7	0.6
TOTAL		12-0	105/8.7	2-12	.167	0-0	.000	3-10	.300	5	15	20	1.7	19-0	2	8	10	3	7	0.6



Celia SUMBANE

#1

Junior • Forward • 6-2

Maputo, Mozambique • South Plains CC [Texas]

- Went on 8-0 run by herself to open 4th quarter at Ole Miss to help close gap; finished with 9 points, 3 rebounds (1/11)
- Stuffed stat sheet in big win over Alabama State with 11 points, 7 rebounds, 5 steals, 3 assists, all season highs (12/13)
- Was a defensive force in win at Rutgers with 5 points, 2 rebounds, 2 blocks, 3 steals, 2 assists (11/12)
- 5 rebounds, 1 point, 1 block in Auburn debut vs. Jacksonville State (11/6)
- First-team NJCAA All-American in 2023; Western Junior College Athletic Conference MVP and DPOY
- Averaged 14.6 points, 8.0 rebounds, 1.7 steals, 1.6 assists at South Plains CC in 2022-23
- First Auburn player from Mozambique, fifth player from Africa
- Played for home country at FIBA U19 World Cup in Thailand in 2019
- Club MVP for Quinda dos Lombos club team in Portugal

SEASON/CAREER HIGHS

Points	11	vs. Alabama State	12/13/23
Rebounds	7	vs. Alabama State	12/13/23
Assists	3	vs. Alabama State	12/13/23
Blocks	2	at Rutgers	11/12/23
Steals	5	vs. Alabama State	12/13/23
Field Goals	5	vs. Alabama State	12/13/23
Field Goal Attempts	10	vs. North Alabama	12/31/23
3-Point Field Goals	2	vs. Washington St.	12/20/23
3-Point FG Attempts	2	3x; last vs. North Alabama	12/31/23
Free Throws	3	2x; last at Ole Miss	1/11/24
Free Throw Attempts	4	2x; last at Ole Miss	1/11/24

Opponent	Start	Min.	FG-A	3PT-A	FT-A	O-D-T	PF	Ast.	TO	Blk.	St.	Pts.
JACKSONVILLE STATE		14:26	0-3	0-0	1-2	2-3-5	0	0	1	1	0	1
LOUISIANA-LAFAYETTE		4:15	0-1	0-1	0-0	0-0-0	2	0	0	0	0	0
at Rutgers		18:48	2-3	1-2	0-0	0-2-2	1	2	1	2	3	5
CALIFORNIA		13:34	1-3	0-1	0-0	0-3-3	2	0	1	0	1	2
at UCF		21:16	3-5	0-1	0-0	1-0-1	3	1	2	1	2	6
ALABAMA AGM	*	14:20	1-2	0-0	2-2	1-2-3	4	1	1	1	1	4
CLEMSON	*	11:14	1-1	0-0	0-0	0-1-1	4	0	2	0	0	4
at UAB	*	19:19	1-3	0-0	3-4	2-3-5	4	1	2	1	1	5
at Little Rock	*	6:17	1-1	0-0	0-0	1-0-1	2	0	4	0	0	2
ALABAMA STATE	*	21:14	5-9	0-0	1-2	5-2-7	1	3	0	0	5	11
NORFOLK STATE	*	16:50	2-3	0-0	0-0	1-2-3	1	1	0	1	0	4
WASHINGTON STATE	*	9:58	2-3	2-2	0-0	1-0-1	3	1	3	0	1	6
NORTH ALABAMA	*	15:40	1-10	0-2	2-2	2-7-9	2	1	1	0	1	4
TENNESSEE	*	18:37	1-3	0-1	2-2	1-3-4	3	0	1	1	2	4
at Texas AGM	*	21:10	1-2	0-1	0-0	0-2-2	4	0	1	0	1	2
at Ole Miss		23:11	3-8	0-1	3-4	2-1-3	3	0	2	0	0	9

LSU
at Vanderbilt
ALABAMA
GEORGIA
SOUTH CAROLINA
at Arkansas
at Missouri
KENTUCKY
at Alabama
at LSU
TEXAS AGM
MISSISSIPPI STATE
at Florida

SUMBANE'S CAREER STATISTICS

SEASON	TEAM	GP-GS	MIN/AVG	Field Goals			3-Point			F-Throws		Rebounds				Scoring				
				FG-FGA	FG%	3FG-3FGA	3FG%	FT-FTA	FT%	OFF	DEF	TOT	AVG	PF	FO	A	TO	BLK	STL	PTS
2023-24	AUB	15-10	227/15.1	22-52	.423	3-11	.273	11-14	.786	17	30	47	3.1	36-0	11	20	8	18	58	3.9
TOTAL		15-10	227/15.1	22-52	.423	3-11	.273	11-14	.786	17	30	47	3.1	36-0	11	20	8	18	58	3.9



JaMya MINGO-YOUNG

#2

Graduate Student • Guard • 5-8
 Bogalusa, La. • Loranger HS • Mississippi State • Alabama

- Made 29 consecutive free throws from Dec. 3 (UAB) through Jan. 7 (Texas A&M); ranks 3rd in SEC and 49th NCAA in FT% (.860)
- Leads SEC and ranks 8th nationally in assist/turnover ratio (3.4)
- First Auburn double-double, 8th of career, with 13 points, season-high 10 rebounds, season-high 7 assists vs. North Alabama (12/31)
- Tied Auburn record for single-game FT percentage, going 12-12 in win over Norfolk State; finished with 16 points (12/16)
- Season-high 16 points (9-11 FT) along with 3 assists in win over Clemson (11/30)
- Made Auburn debut with 5 assists, 2 rebounds vs. California (11/17); missed first three games with injury
- Transferred from Alabama after 2022-23 season; played for Johnnie Harris as a freshman at Mississippi State in 2019-20
- In 2021-22 at Alabama, averaged 11.6 points, 6.7 rebounds, 2.5 assists and 2.4 steals while starting all 34 games
- Career-best 26 points vs. Chattanooga in 2021 while playing at Alabama

SEASON HIGHS

Points		
16	2x; last vs. Norfolk State	12/16/23
Rebounds		
10	vs. North Alabama	12/31/23
Assists		
7	2x; last vs. North Alabama	12/31/23
Blocks		
1	3x; last vs. North Alabama	12/31/23
Steals		
5	vs. Tennessee	1/4/24
Field Goals		
5	vs. North Alabama	12/31/23
Field Goal Attempts		
11	vs. Washington St.	12/20/23
3-Point Field Goals		
1	5x; last at Ole Miss	1/11/24
3-Point FG Attempts		
3	at Ole Miss	1/11/24
Free Throws		
12	vs. Norfolk State	12/16/23
Free Throw Attempts		
12	vs. Norfolk State	12/16/23

Opponent	Start	Min.	FG-A	3PT-A	FT-A	Q-D-T	PF	Ast.	TO	Blk.	St.	Pts.
JACKSONVILLE STATE						--DNP--						
LOUISIANA-LAFAYETTE						--DNP--						
at Rutgers						--DNP--						
CALIFORNIA		13:44	0-3	0-1	0-0	0-2-2	3	5	0	0	0	0
at UCF		26:27	3-6	0-1	1-2	0-2-2	0	4	1	0	0	7
ALABAMA A&M		18:29	4-9	1-1	0-1	1-4-5	3	3	0	0	3	9
CLEMSON		16:41	3-4	1-1	9-11	1-2-3	2	3	0	1	1	16
at UAB		19:19	2-5	0-0	1-2	0-3-3	2	3	2	0	1	5
at Little Rock	*	22:56	3-5	0-0	5-5	0-6-6	1	4	2	1	1	11
ALABAMA STATE	*	16:42	1-3	0-1	0-0	0-3-3	3	6	2	0	2	2
NORFOLK STATE	*	24:12	2-4	0-1	12-12	0-5-5	2	4	0	0	2	16
WASHINGTON STATE	*	30:35	3-11	0-0	6-6	2-5-7	1	7	3	0	0	12
NORTH ALABAMA	*	30:56	5-10	1-2	2-2	3-7-10	1	7	2	1	1	13
TENNESSEE	*	25:02	4-8	1-1	2-2	1-3-4	1	2	1	0	5	11
at Texas A&M	*	27:16	2-9	0-0	5-7	1-7-8	3	3	2	1	1	9
at Ole Miss	*	31:05	2-8	1-3	4-4	1-2-3	4	1	5	0	2	9
LSU												
at Vanderbilt												
ALABAMA												
GEORGIA												
SOUTH CAROLINA												
at Arkansas												
at Missouri												
KENTUCKY												
at Alabama												
at LSU												
TEXAS A&M												
MISSISSIPPI STATE												
at Florida												

CAREER HIGHS (incl. previous schools)

Points		
26	at Chattanooga	12/5/21
Rebounds		
15	vs. Auburn [SEC]	3/2/22
Assists		
9	vs. Troy	12/14/20
Blocks		
2	2x; last vs. Auburn	1/2/22
Steals		
6	3x; last vs. Tennessee	2/17/22
Field Goals		
10	vs. Arkansas	1/20/22
Field Goal Attempts		
15	at Troy [WNIT]	3/17/22
3-Point Field Goals		
3	at South Florida	11/16/22
3-Point FG Attempts		
3	11x; last at Ole Miss	1/11/24
Free Throws		
12	vs. Norfolk State	12/16/23
Free Throw Attempts		
14	at Vanderbilt	2/6/22

MINGO-YOUNG'S CAREER STATISTICS

SEASON	TEAM	GP-GS	MIN/AVG	Field Goals		3-Point		F-Throws		Rebounds				Scoring						
				FG-FGA	FG%	3FG-3FGA	3FG%	FT-FTA	FT%	OFF	DEF	TOT	AVG	PF-FO	A	TO	BLK	STL	PTS	AVG
2019-20	MSU	32-1	417/13.0	50-120	.417	5-17	.294	38-45	.844	19	51	70	2.2	55-0	48	34	5	28	143	4.5
2020-21	MSU	19-11	444/23.3	35-84	.417	6-22	.273	30-47	.638	17	58	75	3.9	45-1	57	31	6	22	106	5.6
2021-22	Bama	34-34	1090/32.1	138-293	.471	17-52	.327	101-148	.682	76	153	229	6.7	86-2	86	75	6	80	394	11.6
2022-23	Bama	14-2	243/17.4	24-61	.393	4-21	.190	24-26	.923	18	43	61	4.4	34-2	21	28	2	20	76	5.4
2023-24	AUB	12-7	272/22.7	32-77	.416	4-9	.444	43-50	.860	9	49	58	4.8	22-0	51	15	4	17	111	9.3
TOTAL FOR AUB		12-7	272/22.7	32-77	.416	4-9	.444	43-50	.860	9	49	58	4.8	22-0	51	15	4	17	111	9.3
TOTAL		111-55	2466/22.2	279-635	.439	36-121	.298	236-316	.747	139	354	493	4.4	242-5	263	183	23	167	830	7.5



McKenna EDDINGS

#3

Junior • Guard • 6-0

Williamsburg, Va. • Warhill HS • Stetson • Moberly Area CC [Mo.]

- Led Auburn with career-high 14 points, 3 steals, 4-5 3FG, in win over North Alabama (12/31)
- Then-career high 9 points, 2 blocks vs. Alabama A&M (11/26); matched that with 9 points vs. Clemson (11/30)
- Made first Division I start vs. California; finished with 5 points, 2 rebounds, 1 assist, 1 steal (11/17)
- 6 points, 4 rebounds in Auburn debut vs. Jacksonville State (11/6)
- First-team NJCAA All-American at Moberly Area CC in 2022-23
- Averaged 16.2 points, 5.6 rebounds, 2.0 assists, 2.4 steals as a sophomore at Moberly
- Played in nine games as a freshman at Stetson in 2020-21 before transferring to junior college

SEASON HIGHS

Points		
14	vs. North Alabama	12/31/23
Rebounds		
4	vs. Jacksonville State	11/6/23
Assists		
3	2x; last at Rutgers	11/12/23
Blocks		
2	vs. Alabama A&M	11/26/23
Steals		
3	vs. North Alabama	12/31/23
Field Goals		
5	vs. North Alabama	12/31/23
Field Goal Attempts		
10	vs. Alabama State	12/13/23
3-Point Field Goals		
4	vs. North Alabama	12/31/23
3-Point FG Attempts		
6	2x; last vs. Tennessee	1/4/24
Free Throws		
4	vs. Alabama A&M	11/26/23
Free Throw Attempts		
7	vs. Alabama A&M	11/26/23

Opponent	Start	Min.	FG-A	3PT-A	FT-A	0-D-T	PF	Ast.	TO	Blk.	St.	Pts.
JACKSONVILLE STATE		13:04	1-4	1-2	3-4	0-4-4	0	0	0	0	0	6
LOUISIANA-LAFAYETTE		19:58	1-6	0-4	2-2	0-3-3	3	3	3	1	0	4
at Rutgers		23:43	1-4	0-2	2-2	1-2-3	1	3	0	1	1	4
CALIFORNIA	*	24:43	2-8	1-5	0-0	0-2-2	1	1	1	0	1	5
at UCF		2:30	0-2	0-1	0-0	1-0-1	0	0	1	0	0	0
ALABAMA A&M		18:37	2-9	1-4	4-7	1-1-2	0	1	3	2	1	9
CLEMSON		8:37	3-6	1-4	2-2	0-1-1	0	0	0	0	1	9
at UAB		10:22	0-4	0-3	0-0	0-1-1	3	1	0	1	0	0
at Little Rock		10:23	2-5	1-1	0-0	1-0-1	3	2	1	0	1	5
ALABAMA STATE		12:28	3-10	2-6	2-2	1-1-2	0	2	1	0	1	10
NORFOLK STATE		14:28	0-3	0-2	0-0	1-0-1	0	2	0	0	1	0
WASHINGTON STATE		11:47	0-0	0-0	0-0	0-1-1	0	1	0	1	0	0
NORTH ALABAMA		22:32	5-8	4-5	0-0	1-2-3	0	2	2	1	3	14
TENNESSEE		22:56	1-12	1-6	0-0	1-1-2	3	2	0	0	2	3
at Texas A&M		9:23	0-2	0-1	0-0	0-0-0	1	0	1	0	0	0
at Ole Miss		5:28	0-1	0-1	0-0	0-0-0	0	1	0	0	0	0
LSU												
at Vanderbilt												
ALABAMA												
GEORGIA												
SOUTH CAROLINA												
at Arkansas												
at Missouri												
KENTUCKY												
at Alabama												
at LSU												
TEXAS A&M												
MISSISSIPPI STATE												
at Florida												

CAREER HIGHS (incl. previous schools)

Points		
14	vs. North Alabama	12/31/23
Rebounds		
4	vs. Jacksonville State	11/6/23
Assists		
3	2x; last at Rutgers	11/12/23
Blocks		
2	vs. Alabama A&M	11/26/23
Steals		
3	vs. North Alabama	12/31/23
Field Goals		
5	vs. North Alabama	12/31/23
Field Goal Attempts		
10	vs. Alabama State	12/13/23
3-Point Field Goals		
4	vs. North Alabama	12/31/23
3-Point FG Attempts		
6	2x; last vs. Tennessee	1/4/24
Free Throws		
4	vs. Alabama A&M	11/26/23
Free Throw Attempts		
7	vs. Alabama A&M	11/26/23

EDDINGS' CAREER STATISTICS

SEASON	TEAM	GP-GS	MIN/AVG	Field Goals		3-Point		F-Throws		Rebounds				Scoring						
				FG-FGA	FG%	3FG-3FGA	3FG%	FT-FTA	FT%	OFF	DEF	TOT	AVG	PF-FO	A	TO	BLK	STL	PTS	AVG
2020-21	Stet	10-0	39/3.9	5-11	.455	1-3	.333	0-2	.000	4	5	9	0.9	2-0	0	3	0	2	11	1.1
2023-24	AUB	15-1	226/15.0	21-83	.253	12-46	.261	15-19	.789	8	19	27	1.8	15-0	20	13	7	12	69	4.6
TOTAL FOR AUB		15-1	226/15.0	21-83	.253	12-46	.261	15-19	.789	8	19	27	1.8	15-0	20	13	7	12	69	4.6
TOTAL		25-1	264/10.6	26-94	.277	13-49	.265	15-21	.714	12	24	36	1.4	17-0	20	16	7	14	80	3.2



Kaitlyn DUHON

#4

Sophomore • Guard • 5-10
Houston, Texas • Summer Creek HS

- Made first start of season at Ole Miss (1/11)
- Career-high 5 steals and 3 assists in just 10 minutes of action in win over Alabama State (12/13)
- Matched career-high with 3 steals and scored 10 points in win over Clemson (11/30)
- Stellar season opener with 13 points (6-9 FG), 3 rebounds, 2 steals vs. Jacksonville State (11/6)
- Two huge defensive games in exhibitions: 10 points, 10 rebounds, 6 steals vs. Columbus State; 6 points, 4 rebounds 6 steals vs. West Georgia
- Played in 30 of 31 games as a freshman, starting 6; averaged 3.8 points, 2.3 rebounds
- Career-high 17 points vs. South Alabama (11/10/22); 8 rebounds vs. Sam Houston (11/8/22)

SEASON HIGHS

Points	13	vs. Jacksonville State	11/6/23
Rebounds	6	at UAB	12/3/23
Assists	3	vs. Alabama State	12/13/23
Blocks			
Steals	5	vs. Alabama State	12/13/23
Field Goals	6	vs. Jacksonville State	11/6/23
Field Goal Attempts	10	vs. North Alabama	12/31/23
3-Point Field Goals	1	2x; last vs. Washington St.	12/20/23
3-Point FG Attempts	2	2x; last at Texas A&M	1/7/24
Free Throws	2	2x; last vs. Alabama State	12/13/23
Free Throw Attempts	2	8x; last at Texas A&M	1/7/24


Opponent	Start	Min.	FG-A	3PT-A	FT-A	0-D-T	PF	Ast.	TO	Blk.	St.	Pts.
JACKSONVILLE STATE		21:42	6-9	0-0	1-1	0-3-3	1	0	1	0	2	13
LOUISIANA-LAFAYETTE		8:58	0-3	0-0	0-2	1-1-2	4	0	1	0	0	0
at Rutgers		17:38	0-2	0-0	0-0	0-2-2	1	1	1	0	1	0
CALIFORNIA		15:05	4-5	0-0	1-2	1-1-2	0	0	0	0	1	9
at UCF		14:46	1-3	0-1	1-2	1-3-4	1	1	1	0	2	3
ALABAMA A&M		14:27	0-1	0-0	1-2	1-3-4	1	1	2	0	0	1
CLEMSON		16:45	5-10	0-0	0-0	0-3-3	1	0	1	0	3	10
at UAB		14:19	3-7	0-0	0-2	2-4-6	4	0	2	1	0	6
at Little Rock		11:39	0-3	0-0	2-2	1-0-1	0	0	0	0	1	2
ALABAMA STATE		10:08	1-2	0-0	2-2	1-0-1	1	3	1	0	5	4
NORFOLK STATE		13:46	3-4	1-1	0-0	1-4-5	1	1	2	0	1	7
WASHINGTON STATE		16:16	1-4	1-1	0-0	1-1-2	1	0	0	0	1	3
NORTH ALABAMA		16:51	5-10	0-2	1-1	2-1-3	2	1	0	0	1	11
TENNESSEE		12:25	1-5	0-1	0-0	0-1-1	4	0	1	0	0	2
at Texas A&M		14:41	0-3	0-2	0-2	0-2-2	1	0	1	0	1	0
at Ole Miss	*	28:54	1-3	0-1	0-0	0-2-2	1	0	0	0	0	2
LSU												
at Vanderbilt												
ALABAMA												
GEORGIA												
SOUTH CAROLINA												
at Arkansas												
at Missouri												
KENTUCKY												
at Alabama												
at LSU												
TEXAS A&M												
MISSISSIPPI STATE												
at Florida												

CAREER HIGHS

Points	17	vs. South Alabama	11/10/22
Rebounds	8	vs. Sam Houston	11/8/22
Assists	3	vs. Alabama State	12/13/23
Blocks	3	2x; last vs. Little Rock	11/30/22
Steals	5	vs. Alabama State	12/13/23
Field Goals	7	vs. South Alabama	11/10/22
Field Goal Attempts	11	vs. South Alabama	11/10/22
3-Point Field Goals	1	3x; last vs. Washington St.	12/20/23
3-Point FG Attempts	3	vs. Indiana	11/25/22
Free Throws	3	2x; last vs. South Alabama	11/10/22
Free Throw Attempts	4	3x; last vs. Arkansas	2/5/23

DUHON'S CAREER STATISTICS

SEASON	TEAM	GP-GS	MIN/AVG	Field Goals			3-Point		F-Throws		Rebounds				Scoring					
				FG-FGA	FG%	3FG-3FGA	3FG%	FT-FTA	FT%	OFF	DEF	TOT	AVG	PF	FO	A	TO	BLK	STL	PTS
2022-23	AUB	30-6	415/13.8	46-121	.380	1-10	.100	20-30	.667	27	41	68	2.3	52-0	13	23	14	18	113	3.8
2023-24	AUB	15-0	219/14.6	30-71	.423	2-8	.250	9-18	.500	12	28	40	2.7	23-0	8	14	1	19	71	4.7
TOTAL		45-6	634/14.1	76-192	.396	3-18	.167	29-48	.604	39	69	108	2.4	75-0	21	37	15	37	184	4.1



Sydney SHAW

#5

Sophomore • Guard • 5-9
Miami, Fla. • DME Academy

- Three straight games and 5 out of 6 in double-figures early in season, led by career-high 17 points at UCF and career-high 6 rebounds vs. Clemson
- Scored 10 points in each of last 2 games vs. UL-Lafayette and at Rutgers
- Shared team lead with 4 assists in season opener vs. Jacksonville State (11/6); also had 7 points
- Started 25 of 31 games as a freshman; averaged 7.6 points, 2.6 rebounds, 2.3 assists in 23.8 minutes/game
- Hit 40 3-pointers as a freshman; second-leading 3-point shooter on team (33.9%)
- SEC Freshman of the Week (12/27/22) after 14 points, 4 assists, 4 steals vs. North Florida

SEASON HIGHS

Points		
17	at UCF	11/20/23
Rebounds		
6	vs. Clemson	11/30/23
Assists		
4	2x; last vs. Clemson	11/30/23
Blocks		
2	vs. North Alabama	12/31/23
Steals		
2	3x; last at Little Rock	12/10/23
Field Goals		
7	at UCF	11/20/23
Field Goal Attempts		
16	at UCF	11/20/23
3-Point Field Goals		
3	2x; last vs. Clemson	11/30/23
3-Point FG Attempts		
8	at UCF	11/20/23
Free Throws		
5	at Rutgers	11/12/23
Free Throw Attempts		
6	at Rutgers	11/12/23

Opponent	Start	Min.	FG-A	3PT-A	FT-A	O-D-T	PF	Ast.	TO	Blk.	St.	Pts.
JACKSONVILLE STATE	*	21:26	2-7	1-3	2-2	0-0-0	0	4	0	0	2	7
LOUISIANA-LAFAYETTE	*	30:24	3-6	1-4	3-4	0-1-1	0	2	2	1	1	10
at Rutgers	*	27:37	2-8	1-4	5-6	0-3-3	1	0	2	0	1	10
CALIFORNIA	*	19:23	2-9	1-3	0-0	0-3-3	2	0	0	0	0	5
at UCF	*	28:34	7-16	2-8	1-2	0-3-3	1	0	2	0	0	17
ALABAMA A&M	*	28:32	6-13	3-6	0-0	0-2-2	0	1	1	0	2	15
CLEMSON	*	29:20	4-12	3-7	0-0	0-6-6	3	4	0	0	0	11
at UAB	*	12:23	2-5	1-1	3-4	0-4-4	0	0	1	0	0	8
at Little Rock	*	32:51	3-10	2-6	0-0	0-1-1	2	1	1	0	2	8
ALABAMA STATE	*	17:32	0-3	0-3	0-0	0-0-0	0	1	0	0	1	0
NORFOLK STATE	*	24:51	2-5	1-3	0-0	0-3-3	0	0	4	0	1	5
WASHINGTON STATE	*	29:33	2-7	0-2	0-0	1-1-2	2	1	1	0	0	4
NORTH ALABAMA	*	29:31	3-6	2-2	3-3	1-2-3	0	1	1	2	0	11
TENNESSEE	*	19:43	0-5	0-2	0-0	0-1-1	1	1	1	0	0	0
at Texas A&M		13:03	0-4	0-2	0-0	1-2-3	0	1	1	0	1	0
at Ole Miss		9:52	1-4	1-3	0-0	0-1-1	0	1	2	0	0	3
LSU												
at Vanderbilt												
ALABAMA												
GEORGIA												
SOUTH CAROLINA												
at Arkansas												
at Missouri												
KENTUCKY												
at Alabama												
at LSU												
TEXAS A&M												
MISSISSIPPI STATE												
at Florida												

CAREER HIGHS

Points		
17	at UCF	11/20/23
Rebounds		
6	vs. Clemson	11/30/23
Assists		
6	3x; last vs Samford	12/18/22
Blocks		
3	at Clemson [WNIT]	3/20/23
Steals		
4	2x; last vs. North Florida	12/20/22
Field Goals		
7	at UCF	11/20/23
Field Goal Attempts		
16	2x; last at UCF	11/20/23
3-Point Field Goals		
3	5x; last vs. Clemson	11/30/23
3-Point FG Attempts		
8	at UCF	11/20/23
Free Throws		
5	at Rutgers	11/12/23
Free Throw Attempts		
6	at Rutgers	11/12/23

SHAW'S CAREER STATISTICS

SEASON	TEAM	GP-GS	MIN/AVG	Field Goals			3-Point		F-Throws		Rebounds				Scoring					
				FG-FGA	FG%	3FG-3FGA	3FG%	FT-FTA	FT%	OFF	DEF	TOT	AVG	PF-FO	A	TO	BLK	STL	PTS	AVG
2022-23	AUB	31-25	737/23.8	90-249	.361	40-118	.339	16-19	.842	7	74	81	2.6	42-1	71	59	14	21	236	7.6
2023-24	AUB	15-14	365/24.3	38-116	.328	18-56	.321	17-21	.810	3	32	35	2.3	12-0	17	17	3	11	111	7.4
TOTAL		46-39	1102/24.0	128-365	.351	58-174	.333	33-40	.825	10	106	116	2.5	54-1	88	76	17	32	347	7.5



Mar'Shaun BOSTIC

#12

Junior • Guard • 5-8
St. Louis, Mo. • Vashon HS

- Season-high 17 points on 7-11 FG vs. Tennessee (1/4)
- Continued mastery of Clemson with a career-high 5 steals and 4 assists in home win Nov. 30
- Career-high 9 rebounds in win over UL-Lafayette (11/9); previous high was 4
- 12 points, 4 assists (tied for team lead), 4 steals (tied career high) in season opener vs. Jacksonville State (11/6)
- Played in all 31 games as a sophomore, starting four; averaged 5.6 points, 1.9 rebounds, 1.6 assists, 1.3 steals
- Led Auburn in FG% at 45.4% in 2022-23
- Huge game in WNIT second round at Clemson with career-high 23 points along with 4 steals, 2 assists (3/20/23)
- Played in 27 games as a freshman
- Fastest player on team, one of the fastest in the SEC

SEASON HIGHS

Points	17	vs. Tennessee	1/4/24
Rebounds	9	vs. UL-Lafayette	11/9/23
Assists	4	3x; last vs. Alabama State	12/13/23
Blocks	1	3x; last vs. Alabama A&M	11/26/23
Steals	5	vs. Clemson	11/30/23
Field Goals	7	vs. Tennessee	1/4/24
Field Goal Attempts	11	vs. Tennessee	1/4/24
3-Point Field Goals	1	3x; last vs. Clemson	11/30/23
3-Point FG Attempts	6	2x; last at Texas A&M	1/7/24
Free Throws	4	2x; last at Texas A&M	1/7/24
Free Throw Attempts	6	2x; last at Texas A&M	1/7/24

Opponent	Start	Min.	FG-A	3PT-A	FT-A	O-D-T	PF	Ast.	TO	Blk.	St.	Pts.
JACKSONVILLE STATE	*	27:50	4-7	0-0	4-6	0-3-3	3	4	2	1	4	12
LOUISIANA-LAFAYETTE	*	29:37	2-6	0-0	2-2	2-7-9	4	3	4	0	1	6
at Rutgers	*	26:30	4-7	0-0	1-1	0-1-1	3	3	4	1	2	9
CALIFORNIA	*	19:23	2-9	0-1	0-0	0-3-3	2	0	0	0	0	5
at UCF	*	13:32	0-3	0-1	2-2	0-1-1	1	1	1	0	0	2
ALABAMA A&M	*	18:57	2-3	0-0	1-2	1-3-4	1	2	3	1	4	5
CLEMSON	*	26:14	3-7	0-0	1-5	0-1-1	4	4	3	0	5	7
at UAB	*	25:50	5-9	0-0	2-3	0-4-4	1	2	0	0	4	12
at Little Rock		10:29	1-1	0-0	0-2	0-1-1	1	1	1	0	0	2
ALABAMA STATE		17:55	1-1	0-0	2-4	0-1-1	2	4	3	0	1	4
NORFOLK STATE		14:22	2-5	0-0	0-0	0-4-4	2	1	4	0	2	4
WASHINGTON STATE		11:51	3-3	0-0	2-3	0-0-0	1	0	1	0	0	8
NORTH ALABAMA						--DNP--						
TENNESSEE		17:27	7-11	0-0	3-5	1-0-1	4	1	0	0	1	17
at Texas A&M		12:42	2-4	0-0	4-6	0-0-0	2	2	5	0	1	8
at Ole Miss		13:44	0-5	0-0	2-2	1-1-2	4	2	1	0	1	2

CAREER HIGHS

Points	23	at Clemson [WNIT]	3/20/23
Rebounds	9	vs. UL-Lafayette	11/9/23
Assists	4	10x; last vs. Alabama State	12/13/23
Blocks	3	at Mississippi State	1/19/23
Steals	5	vs. Clemson	11/30/23
Field Goals	11	at Clemson [WNIT]	3/20/23
Field Goal Attempts	18	at Clemson [WNIT]	3/20/23
3-Point Field Goals	1	vs. Samford	12/18/22
3-Point FG Attempts	1	3x; last vs. California	11/17/23
Free Throws	5	at Ole Miss	12/29/22
Free Throw Attempts	9	at Ole Miss	12/29/22

LSU
at Vanderbilt
ALABAMA
GEORGIA
SOUTH CAROLINA
at Arkansas
at Missouri
KENTUCKY
at Alabama
at LSU
TEXAS A&M
MISSISSIPPI STATE
at Florida

BOSTIC'S CAREER STATISTICS

SEASON	TEAM	GP-GS	MIN/AVG	Field Goals		3-Point		F-Throws		Rebounds				Scoring						
				FG-FGA	FG%	3FG-3FGA	3FG%	FT-FTA	FT%	OFF	DEF	TOT	AVG	PF	FO	A	TO	BLK	STL	PTS
2021-22	AUB	27-4	446/16.5	36-87	.414	0-0	.000	17-28	.607	10	40	50	1.9	64-1	60	56	5	40	89	3.3
2022-23	AUB	31-4	504/16.3	64-141	.454	1-2	.500	46-73	.630	18	41	59	1.9	73-1	50	50	9	40	175	5.6
2023-24	AUB	14-8	270/19.3	38-77	.494	0-2	.000	26-43	.605	5	27	32	2.3	30-0	30	33	3	26	102	7.3
TOTAL		72-16	1221/17.0	138-305	.452	1-4	.250	89-144	.618	33	108	141	2.0	167-2	140	139	17	106	366	5.1



Taylen COLLINS

#14

Senior • Forward • 6-1
 Muldrow, Okla. • Muldrow HS • Oklahoma State

- Scored season-high 17 points vs. Alabama State (12/13)
- First Auburn double-double, 12th of career, vs. Alabama A&M with 10 points, 10 rebounds (11/26)
- Had 9 points and 14 rebounds - all points and 8 rebounds coming in 2nd half - in win over UL-Lafayette (11/9)
- 5 points, 3 rebounds, 2 steals in Auburn debut vs. Jacksonville State (11/6)
- Led Auburn with 15 points in exhibition win over West Georgia (10/30)
- Three-year starter at Oklahoma State, transferred to Auburn in summer 2023 - started 86 of 90 games in three years at OSU
- Fourth-leading rebounder in Big 12 in 2023; averaged 9.5 points, 9.1 rebounds, 1.2 steals; had nine double-doubles
- Tied OSU record with 23 rebounds in win over North Texas (12/3/22)
- Big 12 All-Freshman Team in 2020-21

SEASON HIGHS

Points		
17	vs. Alabama State	12/13/23
Rebounds		
14	vs. UL-Lafayette	11/9/23
Assists		
3	3x; last vs. North Alabama	12/31/23
Blocks		
2	4x; last at Ole Miss	1/11/24
Steals		
4	2x; last vs. Norfolk State	12/16/23
Field Goals		
7	vs. Alabama State	12/13/23
Field Goal Attempts		
13	vs. Alabama State	12/13/23
3-Point Field Goals		
3-Point FG Attempts		
Free Throws		
4	2x; last vs. Norfolk State	12/16/23
Free Throw Attempts		
5	2x; last vs. Norfolk State	12/16/23

Opponent	Start	Min.	FG-A	3PT-A	FT-A	O-D-T	PF	Ast.	TO	Blk.	St.	Pts.
JACKSONVILLE STATE	*	28:45	2-7	0-0	1-2	1-2-3	1	1	2	1	2	5
LOUISIANA-LAFAYETTE	*	32:36	4-10	0-0	1-1	8-6-14	2	3	3	0	2	9
at Rutgers	*	10:44	3-3	0-0	1-1	1-2-3	4	1	0	0	1	7
CALIFORNIA	*	28:09	3-10	0-0	0-2	4-3-7	1	0	4	0	1	6
at UCF	*	32:57	4-9	0-0	3-4	4-4-8	1	0	4	1	0	11
ALABAMA A&M	*	24:32	3-8	0-0	4-5	1-9-10	0	1	4	2	1	10
CLEMSON	*	26:16	2-2	0-0	2-4	3-2-5	3	0	1	2	2	6
at UAB	*	35:05	3-7	0-0	2-4	3-5-8	2	3	3	2	1	8
at Little Rock	*	33:15	2-5	0-0	2-4	4-4-8	3	0	4	0	0	6
ALABAMA STATE	*	18:41	7-13	0-0	3-3	3-1-4	1	0	1	0	4	17
NORFOLK STATE	*	19:34	3-6	0-0	4-5	2-3-5	2	1	1	0	4	10
WASHINGTON STATE	*	30:14	5-10	0-0	0-0	0-6-6	1	2	0	0	3	10
NORTH ALABAMA	*	23:00	3-5	0-0	0-0	1-2-3	3	3	1	1	0	6
TENNESSEE	*	34:55	3-11	0-0	2-2	2-4-6	1	0	1	0	0	8
at Texas A&M	*	33:18	3-6	0-0	2-4	0-6-6	3	1	4	1	2	8
at Ole Miss	*	27:58	2-8	0-0	2-2	3-2-5	1	0	2	2	1	6

LSU
 at Vanderbilt
 ALABAMA
 GEORGIA
 SOUTH CAROLINA
 at Arkansas
 at Missouri
 KENTUCKY
 at Alabama
 at LSU
 TEXAS A&M
 MISSISSIPPI STATE
 at Florida

CAREER HIGHS

Points		
21	vs. Iowa State	1/15/22
Rebounds		
23	vs. North Texas	12/3/22
Assists		
7	at West Virginia	1/16/21
Blocks		
3	3x; last vs. NW State	11/11/22
Steals		
6	vs. Baylor	2/23/22
Field Goals		
9	vs. TCU	2/4/23
Field Goal Attempts		
17	vs. Texas Tech	3/10/22
3-Point Field Goals		
3-Point FG Attempts		
Free Throws		
8	vs. Kansas State	1/25/23
Free Throw Attempts		
9	vs. Kansas State	1/25/23

COLLINS' CAREER STATISTICS

SEASON	TEAM	GP-GS	MIN/AVG	Field Goals		3-Point		F-Throws		Rebounds				Scoring						
				FG-FGA	FG%	3FG-3FGA	3FG%	FT-FTA	FT%	OFF	DEF	TOT	AVG	PF-FO	A	TO	BLK	STL	PTS	AVG
2020-21	OSU	28-25	787/28.1	79-142	.556	0-0	.000	27-48	.563	55	85	140	5.0	66-0	58	55	19	53	185	6.6
2021-22	OSU	29-28	834/28.8	108-244	.443	0-0	.000	37-75	.493	67	134	201	6.9	82-1	31	66	26	33	253	8.7
2022-23	OSU	33-33	909/27.6	134-217	.618	0-0	.000	46-78	.590	85	215	300	9.1	85-2	24	42	24	39	314	9.5
2023-24	AUB	15-15	412/27.5	50-112	.446	0-0	.000	27-41	.659	37	59	96	6.4	28-0	16	33	10	23	127	8.5
TOTAL FOR AUB		15-15	412/27.5	50-112	.446	0-0	.000	27-41	.659	37	59	96	6.4	28-0	16	33	10	23	127	8.5
TOTAL		105-101	2943/28.0	371-715	.519	0-0	.000	137-242	.566	244	493	737	7.0	261-3	129	196	79	148	879	8.4



Kionna GAINES

#15

Junior • Guard • 5-9
Columbus, Ga. • Carver HS • Clemson

- Had 2 rebounds in Auburn debut vs. Jacksonville State (11/6)
- Transferred from Clemson following 2022-23 season
- Appeared in all 35 games for Clemson last season; averaged 2.4 points, 1.7 rebounds
- Career-high 18 points twice as a freshman vs. Georgia Tech & Wake Forest
- Two-time state champion at Carver HS in Columbus, Ga.

SEASON HIGHS

Points		
Rebounds	2 vs. Jacksonville State	11/6/23
Assists		
Blocks		
Steals	1 vs. Alabama A&M	11/26/23
Field Goals		
Field Goal Attempts	3 vs. Alabama A&M	11/26/23
3-Point Field Goals		
3-Point FG Attempts		
Free Throws		
Free Throw Attempts		

Opponent	Start	Min.	FG-A	3PT-A	FT-A	O-D-T	PF	Ast.	TO	Blk.	St.	Pts.
JACKSONVILLE STATE		3:07	0-1	0-0	0-0	1-1-2	0	0	0	0	0	0
LOUISIANA-LAFAYETTE						--DNP--						
at Rutgers						--DNP--						
CALIFORNIA						--DNP--						
at UCF		1:47	0-0	0-0	0-0	0-0-0	0	0	0	0	0	0
ALABAMA A&M		4:09	0-3	0-0	0-0	0-0-0	0	0	0	0	1	0
CLEMSON						--DNP--						
at UAB						--DNP--						
at Little Rock						--DNP--						
ALABAMA STATE		4:33	0-1	0-0	0-0	0-1-1	0	0	0	0	0	0
NORFOLK STATE		4:37	0-1	0-0	0-0	0-0-0	0	0	1	0	0	0
WASHINGTON STATE						--DNP--						
NORTH ALABAMA						--DNP--						
TENNESSEE						--DNP--						
at Texas A&M						--DNP--						
at Ole Miss						--DNP--						
LSU						--DNP--						
at Vanderbilt						--DNP--						
ALABAMA						--DNP--						
GEORGIA						--DNP--						
SOUTH CAROLINA						--DNP--						
at Arkansas						--DNP--						
at Missouri						--DNP--						
KENTUCKY						--DNP--						
at Alabama						--DNP--						
at LSU						--DNP--						
TEXAS A&M						--DNP--						
MISSISSIPPI STATE						--DNP--						
at Florida						--DNP--						

CAREER HIGHS

Points	18 2x; last vs. Wake Forest	2/10/22
Rebounds	5 4x; last vs. Virginia	2/23/23
Assists	2 5x; last vs. North Carolina	1/29/23
Blocks	1 2x; last vs. Virginia Tech	3/3/22
Steals	2 4x; last vs. Radford	2/20/22
Field Goals	7 2x; last vs. Wake Forest	2/10/22
Field Goal Attempts	12 vs. Wake Forest	2/10/22
3-Point Field Goals	1 6x; last vs. South Carolina	11/17/22
3-Point FG Attempts	2 6x; last vs. Virginia	2/23/23
Free Throws	5 2x; last vs. Virginia Tech	3/3/22
Free Throw Attempts	9 at Georgia Tech	2/13/22

GAINES' CAREER STATISTICS

SEASON	TEAM	GP-GS	MIN/AVG	Field Goals			3-Point		F-Throws		Rebounds				Scoring					
				FG-FGA	FG%	3FG-3FGA	3FG%	FT-FTA	FT%	OFF	DEF	TOT	AVG	PF-FO	A	TO	BLK	STL	PTS	AVG
2021-22	CU	27-1	295/10.9	35-111	.315	3-11	.273	27-49	.551	18	33	51	1.9	12-0	7	23	2	6	100	3.7
2022-23	CU	35-1	324/9.2	32-108	.296	3-18	.167	17-39	.436	15	46	61	1.7	10-0	17	30	0	11	84	2.4
2023-24	AUB	5-0	18/3.6	0-6	.000	0-0	.000	0-0	.000	1	2	3	0.6	0-0	0	1	0	1	0	0.0
TOTAL FOR AUB		5-0	18/3.6	0-6	.000	0-0	.000	0-0	.000	1	2	3	0.6	0-0	0	1	0	1	0	0.0
TOTAL		67-2	637/9.5	67-225	.298	6-29	.207	44-88	.500	34	81	115	1.7	22-0	24	54	2	18	184	2.7



Oyindamola AKINBOLAWA

#20

Sophomore • Center • 6-5
Lagos, Nigeria

- Career-high 7 points, 3 assists in win over Washington State (12/20)
- Matched then-career highs with 6 points, 2 steals in win over Alabama State (12/13)
- 4 points, 4 rebounds in season opener vs. Jacksonville State (11/6)
- Played in 15 games as a freshman, averaging 1.1 points, 1.3 rebounds in limited minutes
- Career-best 27 minutes vs. South Carolina (2/9/23), scored 6 points with 7 rebounds, both career-highs
- Arrived in the U.S. on December 14, 2022; was cleared to practice and play later that week, dressed for first time vs. North Florida
- Fourth Auburn women's basketball player from Africa, first from Nigeria

SEASON HIGHS

Points	7	vs. Washington St.	12/20/23
Rebounds	6	at Ole Miss	1/11/24
Assists	3	vs. Washington St.	12/20/23
Blocks	1	2x; last at Ole Miss	1/11/24
Steals	2	2x; last at Ole Miss	1/11/24
Field Goals	3	2x; last vs. Washington St.	12/20/23
Field Goal Attempts	7	vs. Washington St.	12/20/23
3-Point Field Goals	0		
3-Point FG Attempts	0		
Free Throws	1	2x; last at Ole Miss	1/11/24
Free Throw Attempts	2	3x; last vs. Washington St.	12/20/23

Opponent	Start	Min.	FG-A	3PT-A	FT-A	O-D-T	PF	Ast.	TO	Blk.	St.	Pts.
JACKSONVILLE STATE		9:12	2-3	0-0	0-0	1-3-4	2	0	0	0	0	4
LOUISIANA-LAFAYETTE		3:54	0-0	0-0	0-2	0-0-0	1	0	0	0	0	0
at Rutgers		4:31	1-2	0-0	0-0	0-0-0	0	0	0	0	1	2
CALIFORNIA		4:55	0-0	0-0	0-0	1-0-1	3	0	0	0	1	0
at UCF		18:18	1-2	0-0	0-2	1-4-5	1	0	0	1	1	2
ALABAMA A&M		4:58	0-1	0-0	0-0	1-0-1	2	0	2	0	0	0
CLEMSON		6:27	0-0	0-0	0-0	0-0-0	3	0	1	0	0	0
at UAB		7:01	1-1	0-0	0-0	0-0-0	1	0	0	0	1	2
at Little Rock		13:03	2-2	0-0	0-0	1-0-1	2	0	1	0	1	4
ALABAMA STATE		9:26	3-4	0-0	0-0	2-1-3	1	0	2	0	2	6
NORFOLK STATE		9:46	0-3	0-0	0-0	1-1-2	1	0	2	0	1	0
WASHINGTON STATE		16:44	3-7	0-0	1-2	0-1-1	1	3	1	0	1	7
NORTH ALABAMA		8:33	1-3	0-0	0-0	1-2-3	0	0	0	0	0	2
TENNESSEE		11:32	1-5	0-0	0-0	3-2-5	1	1	0	0	0	2
at Texas A&M		8:59	0-0	0-0	0-0	0-0-0	2	0	0	0	1	0
at Ole Miss		22:00	1-2	0-0	1-1	1-5-6	0	1	2	1	2	3
LSU												
at Vanderbilt												
ALABAMA												
GEORGIA												
SOUTH CAROLINA												
at Arkansas												
at Missouri												
KENTUCKY												
at Alabama												
at LSU												
TEXAS A&M												
MISSISSIPPI STATE												
at Florida												

CAREER HIGHS

Points	7	vs. Washington St.	12/20/23
Rebounds	7	vs. South Carolina	2/9/23
Assists	3	vs. Washington St.	12/20/23
Blocks	2	at LSU	1/15/23
Steals	2	2x; last at Ole Miss	1/11/24
Field Goals	3	3x; last vs. Washington St.	12/20/23
Field Goal Attempts	7	vs. Washington St.	12/20/23
3-Point Field Goals	0		
3-Point FG Attempts	0		
Free Throws	1	3x; last at Ole Miss	1/11/24
Free Throw Attempts	4	vs. Vanderbilt	2/26/23

AKINBOLAWA'S CAREER STATISTICS

SEASON	TEAM	GP-GS	MIN/AVG	Field Goals		3-Point		F-Throws		Rebounds				Scoring						
				FG-FGA	FG%	3FG-3FGA	3FG%	FT-FTA	FT%	OFF	DEF	TOT	AVG	PF	FO	A	TO	BLK	STL	PTS
2022-23	AUB	15-0	119/8.0	7-14	.500	0-0	.000	2-8	.250	10	10	20	1.3	20-0	0	17	3	3	16	1.1
2023-24	AUB	15-0	137/9.2	15-33	.455	0-0	.000	1-6	.167	12	14	26	1.7	21-0	4	9	1	10	31	2.1
TOTAL		30-0	257/8.6	22-47	.468	0-0	.000	3-14	.214	22	24	46	1.5	41-0	4	26	4	13	47	1.6



Audia YOUNG

#21

Redshirt Freshman • Guard • 5-9
Tallahassee, Fla. • Florida State University HS

- Scored first collegiate points vs. Alabama A&M; finished with 4 points, 1 rebound (11/26)
- Made Auburn debut vs. Jacksonville State (11/6)
- Missed 2022-23 season after suffering torn Achilles in preseason practice
- Averaged 16.2 points, 3.1 rebounds, 2.7 assists, 1.9 steals per game as high school senior
- Daughter of former Auburn All-American Carolyn Jones-Young and Missouri men's basketball assistant coach CY Young
- Wears her mother's No. 21, which was retired by Auburn following Jones' storied career

SEASON/CAREER HIGHS

Points	4	2x; last vs. Alabama State	12/13/23
Rebounds	4	vs. Alabama State	12/13/23
Assists	1	2x; last vs. North Alabama	12/31/23
Blocks			
Steals	2	vs. Alabama State	12/13/23
Field Goals	2	2x; last vs. Alabama State	12/13/23
Field Goal Attempts	4	vs. Alabama State	12/13/23
3-Point Field Goals			
3-Point FG Attempts	1	2x; last vs. Alabama State	12/13/23
Free Throws			
Free Throw Attempts			

Opponent	Start	Min.	FG-A	3PT-A	FT-A	0-D-T	PF	Ast.	TO	Blk.	St.	Pts.
JACKSONVILLE STATE		1:58	0-1	0-1	0-0	0-0-0	1	0	0	0	0	0
LOUISIANA-LAFAYETTE						--DNP--						
at Rutgers						--DNP--						
CALIFORNIA						--DNP--						
at UCF						--DNP--						
ALABAMA A&M		11:42	2-3	0-0	0-0	1-0-1	1	0	0	0	0	4
CLEMSON		4:26	1-1	0-0	0-0	0-1-1	0	0	0	0	0	2
at UAB						--DNP--						
at Little Rock						--DNP--						
ALABAMA STATE		11:11	2-4	0-1	0-0	3-1-4	1	0	2	0	2	4
NORFOLK STATE		4:37	1-2	0-1	0-0	0-2-2	0	1	0	0	0	2
WASHINGTON STATE						--DNP--						
NORTH ALABAMA		2:38	1-2	0-0	0-0	0-0-0	0	1	0	0	0	2
TENNESSEE						--DNP--						
at Texas A&M		1:00	0-1	0-0	0-0	0-0-0	0	0	0	0	0	0
at Ole Miss						--DNP--						
LSU												
at Vanderbilt												
ALABAMA												
GEORGIA												
SOUTH CAROLINA												
at Arkansas												
at Missouri												
KENTUCKY												
at Alabama												
at LSU												
TEXAS A&M												
MISSISSIPPI STATE												
at Florida												

YOUNG'S CAREER STATISTICS

SEASON	TEAM	GP-GS	MIN/AVG	Field Goals		3-Point		F-Throws		Rebounds				Scoring						
				FG-FGA	FG%	3FG-3FGA	3FG%	FT-FTA	FT%	OFF	DEF	TOT	AVG	PF	FO	A	TO	BLK	STL	PTS
2023-24	AUB	7-0	38/5.4	7-14	.500	0-3	.000	0-0	.000	4	4	8	1.1	3-0	2	2	0	2	14	2.0
TOTAL		7-0	38/5.4	7-14	.500	0-3	.000	0-0	.000	4	4	8	1.1	3-0	2	2	0	2	14	2.0



Honesty SCOTT-GRAYSON

#23

Graduate Student • Guard • 5-8
Brick, N.J. • Riverdale Baptist HS (Md.) • Baylor

- Season-high 24 points with 5 rebounds, 3 assists in just 19 minutes vs. Alabama State (12/13)
- Then-season best 22 points along with 4 assists in win at UAB (12/3)
- Had then-season highs in points (18), steals (5) and assists (5) in win over Clemson (11/30)
- 18 points, led AU with 4 assists in homecoming game at Rutgers (11/12)
- Played in 28 games as a redshirt senior, starting 27 - Auburn's leading returning scorer with 12.7 points, 3.6 rebounds, 2.3 assists, 2.3 steals
- Auburn's top 3-point shooter in 2022-23 making 45-of-122 (36.9%); finished 3rd in SEC in steals
- Career-high 31 points vs. North Carolina A&T (12/15/22)
- Graduated from Auburn in December 2022 with degree in psychology; currently in graduate school

SEASON HIGHS

Points		
24	vs. Alabama State	12/13/23
Rebounds		
9	vs. California	11/17/23
Assists		
5	vs. Clemson	11/30/23
Blocks		
1	3x; last at Ole Miss	1/11/24
Steals		
5	vs. Clemson	11/30/23
Field Goals		
10	vs. Alabama State	12/13/23
Field Goal Attempts		
19	at Rutgers	11/12/23
3-Point Field Goals		
3	vs. UL-Lafayette	11/9/23
3-Point FG Attempts		
11	vs. UL-Lafayette	11/9/23
Free Throws		
7	at Ole Miss	1/11/24
Free Throw Attempts		
9	at Ole Miss	1/11/24

Opponent	Start	Min.	FG-A	3PT-A	FT-A	O-D-T	PF	Ast.	TO	Blk.	St.	Pts.
JACKSONVILLE STATE	*	27:21	5-10	1-2	3-4	1-5-6	3	3	6	0	1	14
LOUISIANA-LAFAYETTE	*	34:57	5-18	3-11	2-2	0-8-8	3	2	3	0	2	15
at Rutgers	*	35:00	6-19	0-3	6-7	0-3-3	4	4	4	0	1	18
CALIFORNIA		28:20	6-16	1-4	5-7	2-7-9	3	2	1	1	1	18
at UCF	*	14:32	2-6	0-2	0-0	0-0-0	4	0	1	0	0	4
ALABAMA A&M						--DNP--						
CLEMSON	*	27:22	6-14	1-5	5-8	0-4-4	1	5	3	0	5	18
at UAB	*	30:08	9-16	1-1	3-4	0-1-1	2	4	2	0	1	22
at Little Rock	*	34:30	5-14	1-3	1-2	0-1-1	2	2	4	0	2	12
ALABAMA STATE	*	19:31	10-16	2-3	2-2	2-3-5	1	3	0	0	0	24
NORFOLK STATE	*	23:45	4-13	0-5	4-5	1-3-4	2	0	3	0	1	12
WASHINGTON STATE	*	34:43	5-11	2-5	5-6	0-5-5	3	1	3	0	3	17
NORTH ALABAMA	*	31:44	4-10	1-2	2-3	1-2-3	1	4	3	0	1	11
TENNESSEE	*	21:36	6-15	0-3	4-5	3-2-5	2	1	1	0	1	16
at Texas A&M	*	29:20	7-17	1-3	0-0	0-1-1	1	1	0	1	1	15
at Ole Miss	*	19:49	4-12	1-3	7-9	1-2-3	4	1	2	1	0	16

LSU
at Vanderbilt
ALABAMA
GEORGIA
SOUTH CAROLINA
at Arkansas
at Missouri
KENTUCKY
at Alabama
at LSU
TEXAS A&M
MISSISSIPPI STATE
at Florida

CAREER HIGHS (incl. 18-19 at Baylor)

Points		
31	vs. N.C. A&T	12/15/22
Rebounds		
14	vs. Florida	2/14/22
Assists		
6	2x; last vs. Vanderbilt	2/26/23
Blocks		
4	at Alabama	1/2/22
Steals		
5	8x; last vs. Clemson	11/30/23
Field Goals		
10	4x; last vs. Alabama State	12/13/23
Field Goal Attempts		
20	vs. Florida	2/14/22
3-Point Field Goals		
4	5x; last vs. N.C. A&T	12/15/22
3-Point FG Attempts		
11	3x; last vs. UL-Lafayette	11/9/23
Free Throws		
8	at Arkansas	1/31/21
Free Throw Attempts		
9	4x; last at Ole Miss	1/11/24

SCOTT-GRAYSON'S CAREER STATISTICS

SEASON	TEAM	GP-GS	MIN/AVG	Field Goals		3-Point		F-Throws		Rebounds				Scoring						
				FG-FGA	FG%	3FG-3FGA	3FG%	FT-FTA	FT%	OFF	DEF	TOT	AVG	PF-FO	A	TO	BLK	STL	PTS	AVG
2018-19	Baylor	29-0	193/6.7	25-51	.490	5-11	.455	19-26	.731	10	15	25	0.9	26-1	24	24	3	9	74	2.6
2020-21	AUB	24-24	680/28.4	129-318	.406	22-73	.301	67-88	.761	21	78	99	4.1	58-0	41	47	5	50	347	14.5
2021-22	AUB	28-27	870/31.1	135-342	.395	19-74	.257	74-110	.673	34	125	159	5.7	76-3	53	68	10	37	363	13.0
2022-23	AUB	28-27	801/28.6	125-314	.398	45-122	.369	60-86	.698	18	84	102	3.6	76-2	63	64	14	65	355	12.7
2023-24	AUB	14-13	393/28.1	80-195	.410	14-52	.269	42-55	.764	10	45	55	3.9	32-0	32	34	2	20	216	15.4
TOTAL FOR AUB		94-91	2744/29.2	469-1169	.401	100-321	.312	243-339	.717	83	332	415	4.4	242-5	189	213	31	172	1281	13.6
TOTAL		123-91	2937/23.9	494-1220	.405	105-332	.316	262-365	.718	93	347	440	3.6	268-6	213	237	34	181	1355	11.0



Carsen McFADDEN

#24

Senior • Guard • 5-7
Fairview, Texas • Lovejoy HS

- Played 10 minutes vs. Alabama State; scored 3 points with career-best 2 steals (12/13)
- Hit 3-pointer in closing seconds vs. Jacksonville State (11/6)
- Played in 16 games as a junior
- Scored career-high 4 points in wins over UL-Lafayette (12/11/22) and Samford (12/18/22)
- Made first postseason appearance with 2 points in WNIT win over Tulane (3/17)
- Has appeared in 30 games over three seasons
- Three-time SEC Academic Honor Roll selection
- Has a twin sister, Claire, who also attends Auburn

SEASON HIGHS

Points	3	2x; last vs. Alabama State	12/13/23
Rebounds	1	2x; last vs. Norfolk State	12/16/23
Assists			
Blocks			
Steals	2	vs. Alabama State	12/13/23
Field Goals	1	2x; last vs. Alabama State	12/13/23
Field Goal Attempts	5	vs. Alabama State	12/13/23
3-Point Field Goals	1	vs. Jacksonville State	11/6/23
3-Point FG Attempts	2	vs. Clemson	11/30/23
Free Throws	1	vs. Alabama State	12/13/23
Free Throw Attempts	1	vs. Alabama State	12/13/23

Opponent	Start	Min.	FG-A	3PT-A	FT-A	O-D-T	PF	Ast.	TO	Blk.	St.	Pts.
JACKSONVILLE STATE		1:58	1-1	1-1	0-0	0-0-0	0	0	0	0	0	3
LOUISIANA-LAFAYETTE						--DNP--						
at Rutgers						--DNP--						
CALIFORNIA						--DNP--						
at UCF						--DNP--						
ALABAMA A&M		5:02	0-0	0-0	0-0	0-0-0	0	0	0	0	0	0
CLEMSON		3:17	0-2	0-2	0-0	0-0-0	1	0	0	0	0	0
at UAB						--DNP--						
at Little Rock						--DNP--						
ALABAMA STATE		10:00	1-5	0-0	1-1	1-0-1	0	0	0	0	2	3
NORFOLK STATE		4:37	0-0	0-0	0-0	0-1-1	0	0	0	0	0	0
WASHINGTON STATE						--DNP--						
NORTH ALABAMA		2:38	0-1	0-1	0-0	0-0-0	0	0	0	0	0	0
TENNESSEE						--DNP--						
at Texas A&M		0:51	0-0	0-0	0-0	0-0-0	0	0	0	0	0	0
at Ole Miss						--DNP--						
LSU						--DNP--						
at Vanderbilt						--DNP--						
ALABAMA						--DNP--						
GEORGIA						--DNP--						
SOUTH CAROLINA						--DNP--						
at Arkansas						--DNP--						
at Missouri						--DNP--						
KENTUCKY						--DNP--						
at Alabama						--DNP--						
at LSU						--DNP--						
TEXAS A&M						--DNP--						
MISSISSIPPI STATE						--DNP--						
at Florida						--DNP--						

CAREER HIGHS

Points	4	2x; last vs Samford	12/18/22
Rebounds	3	vs. UCF	12/3/22
Assists	3	vs. South Alabama	12/13/20
Blocks			
Steals	2	2x; last vs. Alabama State	12/13/23
Field Goals	2	vs Samford	12/18/22
Field Goal Attempts	5	vs. UCF	12/3/22
3-Point Field Goals	1	2x; last vs. Jacksonville State	11/6/23
3-Point FG Attempts	2	2x; last vs. Clemson	11/30/23
Free Throws	2	vs. UL-Lafayette	12/11/22
Free Throw Attempts	3	vs. UL-Lafayette	12/11/22

McFADDEN'S CAREER STATISTICS

SEASON	TEAM	GP-GS	MIN/AVG	Field Goals			3-Point		F-Throws		Rebounds				Scoring					
				FG-FGA	FG%	3FG-3FGA	3FG%	FT-FTA	FT%	OFF	DEF	TOT	AVG	PF	FO	A	TO	BLK	STL	PTS
2020-21	AUB	6-0	20/3.3	1-3	.333	0-0	.000	1-2	.500	2	1	3	0.5	0-0	4	1	0	1	3	0.5
2021-22	AUB	8-0	29/3.6	1-6	.167	0-1	.000	0-0	.000	0	4	4	0.5	6-0	1	4	0	0	2	0.3
2022-23	AUB	16-0	51/3.2	5-18	.278	1-6	.167	2-3	.667	5	5	10	0.6	6-0	2	2	0	2	13	0.8
2023-24	AUB	7-0	28/4.1	2-9	.222	1-4	.250	1-1	1.000	1	1	2	0.3	1-0	0	0	0	2	6	0.9
TOTAL		37-0	129/3.5	9-36	.250	2-11	.182	4-6	.667	8	11	19	0.5	13-0	7	7	0	5	24	0.6



Savannah SCOTT

#30

Freshman • Center • 6-4
Conway, Ark. • Conway HS

• SEC Freshman of the Week (11/14)

- First career double-double with 21 points, 11 rebounds in win at Rutgers (11/12)
- Stellar debut with 13 points (6-7 FG), team-best 8 rebounds in season opener vs. Jacksonville State (11/6)
- Helped lead Conway HS to 2023 Arkansas state title and No. 16 national ranking; had 14 points and 12 rebounds in state championship game
- Ranked as No. 6 player in Arkansas in 2021 Girls Fab40
- Provides much-needed size in the post for Auburn

SEASON/CAREER HIGHS

Points	21	at Rutgers	11/12/23
Rebounds	11	at Rutgers	11/12/23
Assists	1	4x; last at Ole Miss	1/11/24
Blocks	2	at Rutgers	11/12/23
Steals	8	at Rutgers	11/12/23
Field Goals	10	at Rutgers	11/12/23
Field Goal Attempts	12	at Rutgers	11/12/23
3-Point Field Goals	5	at Rutgers	11/12/23
3-Point FG Attempts	12	at Rutgers	11/12/23
Free Throws	5	at Rutgers	11/12/23
Free Throw Attempts	12	at Rutgers	11/12/23

Opponent	Start	Min.	FG-A	3PT-A	FT-A	O-D-T	PF	Ast.	TO	Blk.	St.	Pts.
JACKSONVILLE STATE	*	22:43	6-7	0-0	1-1	3-5-8	2	1	2	1	0	13
LOUISIANA-LAFAYETTE	*	26:35	6-9	0-0	4-4	5-1-6	2	1	1	0	0	16
at Rutgers	*	32:58	8-10	0-0	5-12	5-6-11	1	0	0	2	0	21
CALIFORNIA	*	34:02	1-3	0-0	0-0	2-2-4	3	0	1	0	0	2
at UCF	*	8:36	0-1	0-0	0-0	0-2-2	2	0	3	1	0	0
ALABAMA A&M	*	18:26	4-4	0-0	0-0	1-2-3	1	1	2	0	0	8
CLEMSON		15:57	0-1	0-0	0-0	1-3-4	1	0	1	0	0	0
at UAB		11:53	1-1	0-0	0-0	1-1-2	0	0	1	0	0	2
at Little Rock		17:04	3-6	0-0	0-0	3-3-6	2	0	1	0	0	6
ALABAMA STATE		12:28	3-3	0-0	2-2	0-3-3	1	0	0	0	0	8
NORFOLK STATE		15:21	1-2	0-0	1-4	0-2-2	1	0	1	0	0	3
WASHINGTON STATE		8:19	0-1	0-0	2-2	2-0-2	0	0	0	0	0	2
NORTH ALABAMA		1:32	0-1	0-0	0-0	1-0-1	0	0	0	0	0	0
TENNESSEE		15:47	2-3	0-0	0-0	1-0-1	0	0	0	0	0	4
at Texas A&M	*	12:16	0-1	0-0	0-0	1-0-1	1	0	0	0	0	0
at Ole Miss	*	13:38	1-3	0-0	1-2	3-1-4	1	1	1	0	0	3
LSU												
at Vanderbilt												
ALABAMA												
GEORGIA												
SOUTH CAROLINA												
at Arkansas												
at Missouri												
KENTUCKY												
at Alabama												
at LSU												
TEXAS A&M												
MISSISSIPPI STATE												
at Florida												

SCOTT'S CAREER STATISTICS

			Field Goals		3-Point		F-Throws		Rebounds				Scoring								
SEASON	TEAM	GP-GS	MIN/AVG	FG-FGA	FG%	3FG-3FGA	3FG%	FT-FTA	FT%	OFF	DEF	TOT	AVG	PF	FO	A	TO	BLK	STL	PTS	AVG
2023-24	AUB	15-7	254/16.9	35-53	.660	0-0	.000	15-25	.600	26	30	56	3.7	17-0	3	13	4	0	85	5.7	
TOTAL		15-7	254/16.9	35-53	.660	0-0	.000	15-25	.600	26	30	56	3.7	17-0	3	13	4	0	85	5.7	



Timya THURMAN

#32

Freshman • Center • 6-5
Linden, Ala. • Linden HS

- Season-best 4 points along with 1 rebound, 1 block in win over Norfolk State (12/16)
- Scored first collegiate points in win over Alabama A&M, finished with 3 points, 2 rebounds, 1 block, 1 assist (11/26)
- Had 1 rebound in Auburn debut vs. Jacksonville State (11/6)
- Only player on Auburn roster from Alabama
- Named to Alabama-Mississippi All-Star Game in 2023
- Alabama Class 1A Player of the Year in 2022; averaged 25 points and 20 rebounds as a junior at Linden HS
- Three-time first-team all-state selection

SEASON/CAREER HIGHS

Points	4	vs. Norfolk State	12/16/23
Rebounds	2	vs. Alabama A&M	11/26/23
Assists	2	vs. Alabama State	12/13/23
Blocks	1	3x; last vs. Norfolk State	12/16/23
Steals	1	vs. Alabama State	12/13/23
Field Goals	1	3x; last vs. North Alabama	12/31/23
Field Goal Attempts	2	2x; last vs. Alabama State	12/13/23
3-Point Field Goals			
3-Point FG Attempts			
Free Throws	1	3x; last vs. North Alabama	12/31/23
Free Throw Attempts	2	2x; last vs. Alabama State	12/13/23

Opponent	Start	Min.	FG-A	3PT-A	FT-A	O-D-T	PF	Ast.	TO	Blk.	St.	Pts.
JACKSONVILLE STATE		1:58	0-0	0-0	0-0	0-1-1	1	0	0	0	0	0
LOUISIANA-LAFAYETTE						--DNP--						
at Rutgers						--DNP--						
CALIFORNIA		1:03	0-0	0-0	0-0	0-0-0	0	0	0	0	0	0
at UCF						--DNP--						
ALABAMA A&M		10:14	1-2	0-0	1-2	2-0-2	0	1	0	1	0	3
CLEMSON		3:48	1-1	0-0	0-0	0-1-1	0	0	0	0	0	2
at UAB						--DNP--						
at Little Rock		4:06	0-1	0-0	0-0	0-0-0	0	0	0	0	0	0
ALABAMA STATE		6:18	0-2	0-0	1-2	1-0-1	0	2	0	1	1	1
NORFOLK STATE		4:37	2-3	0-0	0-0	0-1-1	1	0	1	1	0	4
WASHINGTON STATE						--DNP--						
NORTH ALABAMA		2:38	1-1	0-0	1-1	0-0-0	0	0	0	0	0	3
TENNESSEE						--DNP--						
at Texas A&M		1:00	0-0	0-0	0-0	0-0-0	0	0	0	0	0	0
at Ole Miss						--DNP--						
LSU						--DNP--						
at Vanderbilt						--DNP--						
ALABAMA						--DNP--						
GEORGIA						--DNP--						
SOUTH CAROLINA						--DNP--						
at Arkansas						--DNP--						
at Missouri						--DNP--						
KENTUCKY						--DNP--						
at Alabama						--DNP--						
at LSU						--DNP--						
TEXAS A&M						--DNP--						
MISSISSIPPI STATE						--DNP--						
at Florida						--DNP--						

THURMAN'S CAREER STATISTICS

SEASON	TEAM	GP-GS	MIN/AVG	Field Goals			3-Point		F-Throws		Rebounds				Scoring					
				FG-FGA	FG%	3FG-3FGA	3FG%	FT-FTA	FT%	OFF	DEF	TOT	AVG	PF	FO	A	TO	BLK	STL	PTS
2023-24	AUB	9-0	36/4.0	5-10	.500	0-0	.000	3-5	.600	3	3	6	0.7	2-0	3	1	3	1	13	1.4
TOTAL		9-0	36/4.0	5-10	.500	0-0	.000	3-5	.600	3	3	6	0.7	2-0	3	1	3	1	13	1.4

Exhibition | Oct. 30, 2023 | Auburn, Ala. Auburn 77, West Georgia 49

Exhibition | Nov. 2, 2023 | Auburn, Ala. Auburn 94, Columbus State 65

Official Basketball Box Score - Final West Ga. at Auburn. Game Time: 7:00 PM. Game Duration: 1:45. Includes player stats for West Ga. - 49 and team totals.

Official Basketball Box Score - Final Columbus St. at Auburn. Game Time: 7:00 PM. Game Duration: 2:04. Includes player stats for Columbus St. - 65 and team totals.

Official Basketball Box Score - Final Auburn - 77. Game Time: 7:00 PM. Game Duration: 1:57. Attendance: 2,232. Includes player stats for Auburn - 77 and team totals.

Official Basketball Box Score - Final Auburn - 94. Game Time: 7:00 PM. Game Duration: 2:05. Attendance: 2,225. Includes player stats for Auburn - 94 and team totals.

Summary statistics for Auburn 77 vs West Georgia 49, including points from, turnovers, and period by period scoring.

Summary statistics for Auburn 94 vs Columbus State 65, including points from, turnovers, and period by period scoring.

Game 1 | Nov. 6, 2022 | Auburn, Ala. Auburn 78, Jacksonville State 49

Game 2 | Nov. 9, 2023 | Auburn, Ala. Auburn 60, Louisiana-Lafayette 54

Official Basketball Box Score - Final Jacksonville St. at Auburn. Game Time: 7:00 PM. Game Duration: 1:57. Attendance: 2,232. Includes player stats for Jacksonville St. - 49 and team totals.

Official Basketball Box Score - Final Louisiana at Auburn. Game Time: 7:00 PM. Game Duration: 2:05. Attendance: 2,225. Includes player stats for Louisiana - 54 and team totals.

Summary statistics for Auburn 78 vs Jacksonville State 49, including points from, turnovers, and period by period scoring.

Summary statistics for Auburn 60 vs Louisiana-Lafayette 54, including points from, turnovers, and period by period scoring.

Game 7 | Nov. 30, 2023 | Auburn, Ala. Auburn 83, Clemson 53 - ACC/SEC Challenge

Official Basketball Box Score - Final Auburn at Auburn. Game Time: 8:00 PM. Game Duration: 2:10. Attendance: 2,388. Includes player stats for Clemson - 53 and team totals.

Official Basketball Box Score - Final Auburn at Auburn. Game Time: 8:00 PM. Game Duration: 2:10. Attendance: 2,388. Includes player stats for Auburn - 83 and team totals.

Summary statistics for Game 7, including biggest lead, best scoring run, lead changes, and time with lead for both teams.

Game 8 | Dec. 3, 2023 | Birmingham, Ala. Auburn 72, UAB 62

Official Basketball Box Score - Final Auburn at UAB. Game Time: 2:30 PM. Game Duration: 1:57. Attendance: 861. Includes player stats for Auburn - 72 and team totals.

Official Basketball Box Score - Final UAB at Auburn. Game Time: 7:00 PM. Game Duration: 1:53. Attendance: 2,246. Includes player stats for UAB - 62 and team totals.

Summary statistics for Game 8, including biggest lead, best scoring run, lead changes, and time with lead for both teams.

Game 9 | Dec. 10, 2023 | Little Rock, Ark. Auburn 58, Little Rock 45

Official Basketball Box Score - Final Auburn at Little Rock. Game Time: 2:00 PM. Game Duration: 1:52. Attendance: 1,378. Includes player stats for Auburn - 58 and team totals.

Official Basketball Box Score - Final Auburn at Little Rock. Game Time: 2:00 PM. Game Duration: 1:52. Attendance: 1,378. Includes player stats for Little Rock - 45 and team totals.

Summary statistics for Game 9, including biggest lead, best scoring run, lead changes, and time with lead for both teams.

Game 10 | Dec. 13, 2023 | Auburn, Ala. Auburn 94, Alabama State 37

Official Basketball Box Score - Final Auburn at Alabama St. at Auburn. Game Time: 7:00 PM. Game Duration: 1:53. Attendance: 2,246. Includes player stats for Auburn - 94 and team totals.

Official Basketball Box Score - Final Auburn at Alabama St. at Auburn. Game Time: 7:00 PM. Game Duration: 1:53. Attendance: 2,246. Includes player stats for Alabama St. - 37 and team totals.

Summary statistics for Game 10, including biggest lead, best scoring run, lead changes, and time with lead for both teams.

Game 11 | Dec. 16, 2023 | Auburn, Ala. Auburn 67, Norfolk State 39

NCAA Official Basketball Box Score - Final Norfolk St. at Auburn 12/16/23 Neville Arena, Auburn, Ala. 2023-24 Women's Basketball Game Time: 2:00 PM Game Duration: 1:55 Attendance: 2,396 Officials: Dee Kartner, Teresa Stuck, Demoya Pugh

Auburn - 67 Record: 9-2 Shooting By Period 1st FG% 3-13 23.1% 3PT% 1-6 16.7% FT% 6-9 66.7% 2nd FG% 4-11 36.4% 3PT% 1-3 33.3% FT% 4-4 100% 3rd FG% 8-14 57.1% 3PT% 0-3 0.0% FT% 1-3 33.3% 4th FG% 7-16 43.8% 3PT% 0-1 0.0% FT% 0-0 0.0% GM FG% 22-54 40.7% 3PT% 2-13 15.4% FT% 21-26 80.8%

Biggest lead NSU Auburn Points from NSU Auburn Turnovers 13 32 Paint 26 30 Second Chance 8 9 Fast Breaks 5 16 Bench 7 20

Game 12 | Dec. 20, 2023 | Auburn, Ala. Auburn 69, Washington State 62

NCAA Official Basketball Box Score - Final Washington St. at Auburn 12/20/23 Neville Arena, Auburn, Ala. 2023-24 Women's Basketball Game Time: 2:00 PM Game Duration: 1:59 Attendance: 2,341 Officials: Tiffany Bird, Eric Brewton, Royce Blevins

Auburn - 69 Record: 10-2 Shooting By Period 1st FG% 6-18 33.3% 3PT% 1-4 25.0% FT% 0-1 0.0% 2nd FG% 4-13 30.8% 3PT% 1-1 100.0% FT% 4-4 100.0% 3rd FG% 7-13 53.8% 3PT% 2-4 50.0% FT% 4-4 100.0% 4th FG% 7-13 53.8% 3PT% 1-1 100.0% FT% 8-10 80.0%

Biggest lead WSU Auburn Points from WSU Auburn Turnovers 14 23 Paint 26 28 Second Chance 7 11 Fast Breaks 5 8 Bench 15 20

Game 13 | Dec. 31, 2023 | Auburn, Ala. Auburn 79, North Alabama 58

NCAA Official Basketball Box Score - Final North Ala. at Auburn 12/31/23 Neville Arena, Auburn, Ala. 2023-24 Women's Basketball Game Time: 2:00 PM Game Duration: 1:51 Attendance: 2,422 Officials: Margaret Tieman, Meadow Overstreet, Tasha Smith

Auburn - 79 Record: 11-2 Shooting By Period 1st FG% 6-22 27.3% 3PT% 1-4 25.0% FT% 2-2 100.0% 2nd FG% 5-12 41.7% 3PT% 2-3 66.7% FT% 3-4 75.0% 3rd FG% 10-22 45.5% 3PT% 3-6 50.0% FT% 5-5 100.0% 4th FG% 9-15 60.0% 3PT% 2-3 66.7% FT% 1-1 100.0% GM FG% 30-71 42.3% 3PT% 8-16 50.0% FT% 11-12 91.7%

Biggest lead UNA Auburn Points from UNA Auburn Turnovers 9 19 Paint 34 32 Second Chance 8 15 Fast Breaks 14 13 Bench 12 34

Game 14 | Jan. 4, 2024 | Auburn, Ala. Tennessee 75, Auburn 67

NCAA Official Basketball Box Score - Final Tennessee at Auburn 01/04/24 Neville Arena, Auburn, Ala. 2023-24 Women's Basketball Game Time: 7:00 PM Game Duration: 2:08 Attendance: 2,926 Officials: Kevin Pethell, Brian Garland, Felicia Grinter

Auburn - 67 Record: 11-3 (0-1) Shooting By Period 1st FG% 9-22 40.9% 3PT% 1-5 20.0% FT% 2-3 66.7% 2nd FG% 7-16 43.8% 3PT% 1-4 25.0% FT% 4-4 100.0% 3rd FG% 3-18 16.7% 3PT% 0-4 0.0% FT% 2-2 100.0% 4th FG% 7-22 31.8% 3PT% 0-1 0.0% FT% 5-7 71.4%

Biggest lead Tenn Auburn Points from Tenn Auburn Turnovers 9 18 Paint 30 28 Second Chance 9 12 Fast Breaks 25 12 Bench 19 28



2023-24 Auburn Women's Basketball Combined Team Statistics All games

Game Records

Record	Overall	Home	Away	Neutral
ALL GAMES	11-5	8-2	3-3	0-0
CONFERENCE	0-3	0-1	0-2	0-0
NON-CONFERENCE	11-2	8-1	3-1	0-0

Score by Periods

Team	1st	2nd	3rd	4th	OT	TOT
Auburn	229	257	294	296	0	1076
Opponents	217	177	234	258	0	886

Team Box Score

No.	Player				Total		3-Point		F-Throw		Rebounds								PTS	AVG		
		GP-GS	MIN	AVG	FG-FGA	FG%	3FG-3FGA	3FG%	FT-FTA	FT%	OFF	DEF	TOT	AVG	PF	DQ	A	TO			BLK	STL
23	SCOTT-GRAYSON, Honesty	15-14	412:37	27.5	84-207	.406	15-55	.273	49-64	.766	11	47	58	3.9	36	0	33	36	3	20	232	15.5
2	MINGO-YOUNG, JaMya	13-8	303:24	23.3	34-85	.400	5-12	.417	47-54	.870	10	51	61	4.7	26	0	52	20	4	19	120	9.2
14	COLLINS, Taylen	16-16	439:59	27.5	52-120	.433	0-0	.000	29-43	.674	40	61	101	6.3	29	0	16	35	12	24	133	8.3
5	SHAW, Sydney	16-14	374:34	23.4	39-120	.325	19-59	.322	17-21	.810	3	33	36	2.3	12	0	18	19	3	11	114	7.1
12	BOSTIC, Mar'shaun	15-8	284:02	18.9	38-82	.463	0-2	.000	28-45	.622	6	28	34	2.3	34	0	32	34	3	27	104	6.9
30	SCOTT, Savannah	16-8	267:35	16.7	36-56	.643	0-0	.000	16-27	.593	29	31	60	3.8	18	0	4	14	4	0	88	5.5
4	DUHON, Kaitlyn	16-1	248:20	15.5	31-74	.419	2-9	.222	9-18	.500	12	30	42	2.6	24	0	8	14	1	19	73	4.6
3	EDDINGS, McKenna	16-1	230:60	14.4	21-84	.250	12-47	.255	15-19	.789	8	19	27	1.7	15	0	21	13	7	12	69	4.3
1	SUMBANE, Celia	16-10	250:10	15.6	25-60	.417	3-12	.250	14-18	.778	19	31	50	3.1	39	0	11	22	8	18	67	4.2
20	AKINBOLAWA, Oyindamola	16-0	159:19	10.0	16-35	.457	0-0	.000	2-7	.286	13	19	32	2.0	21	0	5	11	2	12	34	2.1
21	YOUNG, Audia	7-0	37:32	5.4	7-14	.500	0-3	.000	0-0	.000	4	4	8	1.1	3	0	2	2	0	2	14	2.0
32	THURMAN, Timya	9-0	35:42	4.0	5-10	.500	0-0	.000	3-5	.600	3	3	6	0.7	2	0	3	1	3	1	13	1.4
24	MCFADDEN, Carsen	7-0	28:23	4.1	2-9	.222	1-4	.250	1-1	1.000	1	1	2	0.3	1	0	0	0	0	2	6	0.9
0	MILTON, Yakiya	13-0	109:10	8.4	3-13	.231	0-0	.000	3-10	.300	5	15	20	1.5	19	0	2	8	10	3	9	0.7
15	GAINES, Kionna	5-0	18:13	3.6	0-6	.000	0-0	.000	0-0	.000	1	2	3	0.6	0	0	0	1	0	1	0	0.0
Team											33	31	64				8					
Total		16	3200		393-975	.403	57-203	.281	233-332	.702	198	406	604	37.8	279	0	207	238	60	171	1076	67.3
Opponents		16	3200		314-853	.368	64-213	.300	194-272	.713	163	421	584	36.5	316	11	135	347	46	112	886	55.4

Team Statistics

	AUB	OPP
Scoring	1076	886
Points per game	67.3	55.4
Scoring margin	+11.9	-
Field goals-att	393-975	314-853
Field goal pct	.403	.368
3 point fg-att	57-203	64-213
3-point FG pct	.281	.300
3-pt FG made per game	3.6	4.0
Free throws-att	233-332	194-272
Free throw pct	.702	.713
F-Throws made per game	14.6	12.1
Rebounds	604	584
Rebounds per game	37.8	36.5
Rebounding margin	+1.3	-
Assists	207	135
Assists per game	12.9	8.4
Turnovers	238	347
Turnovers per game	14.9	21.7
Turnover margin	+6.8	-
Assist/turnover ratio	0.9	0.4
Steals	171	112
Steals per game	10.7	7.0
Blocks	60	46
Blocks per game	3.8	2.9
Winning streak	0	-
Home win streak	0	-
Attendance	24164	13341
Home games-Avg/Game	10-2416	6-2224
Neutral site-Avg/Game	-	0-0

Team Results

Date	Opponent		Score	Att.
11/06/2023	Jacksonville St.	W	78-49	2232
11/09/2023	Louisiana	W	60-54	2225
11/12/2023	at Rutgers	W	76-56	1619
11/17/2023	California	L	53-67	2559
11/20/2023	at UCF	L	53-60	1180
11/26/2023	Alabama A&M	W	68-45	2427
11/30/2023	Clemson	W	83-53	2388
12/03/2023	at UAB	W	72-62	861
12/10/2023	at Little Rock	W	58-45	1378
12/13/2023	Alabama St.	W	94-37	2246
12/16/2023	Norfolk St.	W	67-39	2396
12/20/2023	Washington St.	W	69-62	2341
12/31/2023	North Ala.	W	79-58	2422
01/04/2024	Tennessee	L	67-75	2928
01/07/2024	at Texas A&M	L	44-66	5953
01/11/2024	at Ole Miss	L	55-58	2350



2023-24 Auburn Women's Basketball Combined Team Statistics In Conference games

Page 1/1
as of Jan 12, 2024

Game Records

Record	Overall	Home	Away	Neutral
ALL GAMES	0-3	0-1	0-2	0-0
CONFERENCE	0-3	0-1	0-2	0-0
NON-CONFERENCE	0-0	0-0	0-0	0-0

Score by Periods

Team	1st	2nd	3rd	4th	OT	TOT
Auburn	40	41	30	55	0	166
Opponents	51	40	61	47	0	199

Team Box Score

No.	Player	Total			3-Point			F-Throw		Rebounds				Other Stats								
		GP-GS	MIN	AVG	FG-FGA	FG%	3FG-3FGA	3FG%	FT-FTA	FT%	OFF	DEF	TOT	AVG	PF	DQ	A	TO	BLK	STL	PTS	AVG
23	SCOTT-GRAYSON, Honesty	3-3	70:44	23.6	17-44	.386	2-9	.222	11-14	.786	4	5	9	3.0	7	0	3	3	2	2	47	15.7
2	MINGO-YOUNG, JaMya	3-3	83:23	27.8	8-25	.320	2-4	.500	11-13	.846	3	12	15	5.0	8	0	6	8	1	8	29	9.7
12	BOSTIC, Mar'shaun	3-0	43:52	14.6	9-20	.450	0-0	.000	9-13	.692	2	1	3	1.0	10	0	5	6	0	3	27	9.0
14	COLLINS, Taylen	3-3	96:11	32.1	8-25	.320	0-0	.000	6-8	.750	5	12	17	5.7	5	0	1	7	3	3	22	7.3
1	SUMBANE, Celia	3-2	62:58	21.0	5-13	.385	0-3	.000	5-6	.833	3	6	9	3.0	10	0	0	4	1	3	15	5.0
30	SCOTT, Savannah	3-2	41:41	13.9	3-7	.429	0-0	.000	1-2	.500	5	1	6	2.0	2	0	1	1	0	0	7	2.3
0	MILTON, Yakiya	2-0	19:24	9.7	1-1	1.000	0-0	.000	2-2	1.000	1	2	3	1.5	2	0	0	0	1	0	4	2.0
20	AKINBOLAWA, Oyindamola	3-0	42:31	14.2	2-7	.286	0-0	.000	1-1	1.000	4	7	11	3.7	3	0	2	2	1	3	5	1.7
4	DUHON, Kaitlyn	3-1	56:00	18.7	2-11	.182	0-4	.000	0-2	.000	0	5	5	1.7	6	0	0	2	0	1	4	1.3
5	SHAW, Sydney	3-1	42:38	14.2	1-13	.077	1-7	.143	0-0	.000	1	4	5	1.7	1	0	3	4	0	1	3	1.0
3	EDDINGS, McKenna	3-0	37:47	12.6	1-15	.067	1-8	.125	0-0	.000	1	1	2	0.7	4	0	3	1	0	2	3	1.0
21	YOUNG, Audia	1-0	01:00	1.0	0-1	.000	0-0	.000	0-0	.000	0	0	0	0.0	0	0	0	0	0	0	0	0.0
24	MCFADDEN, Carsen	1-0	00:51	0.9	0-0	.000	0-0	.000	0-0	.000	0	0	0	0.0	0	0	0	0	0	0	0	0.0
32	THURMAN, Timya	1-0	01:00	1.0	0-0	.000	0-0	.000	0-0	.000	0	0	0	0.0	0	0	0	0	0	0	0	0.0
Team											7	6	13					3				
Total		3	600		57-182	.313	6-35	.171	46-61	.754	36	62	98	32.7	58	0	24	41	9	26	166	55.3
Opponents		3	600		73-165	.442	5-19	.263	48-68	.706	40	93	133	44.3	59	0	35	60	17	19	199	66.3

Team Statistics

	AUB	OPP
Scoring	166	199
Points per game	55.3	66.3
Scoring margin	-11.0	-
Field goals-att	57-182	73-165
Field goal pct	.313	.442
3 point fg-att	6-35	5-19
3-point FG pct	.171	.263
3-pt FG made per game	2.0	1.7
Free throws-att	46-61	48-68
Free throw pct	.754	.706
F-Throws made per game	15.3	16.0
Rebounds	98	133
Rebounds per game	32.7	44.3
Rebounding margin	-11.7	-
Assists	24	35
Assists per game	8.0	11.7
Turnovers	41	60
Turnovers per game	13.7	20.0
Turnover margin	+6.3	-
Assist/turnover ratio	0.6	0.6
Steals	26	19
Steals per game	8.7	6.3
Blocks	9	17
Blocks per game	3.0	5.7
Winning streak	0	-
Home win streak	0	-
Attendance	2928	8303
Home games-Avg/Game	1-2928	2-4152
Neutral site-Avg/Game	-	0-0

Team Results

Date	Opponent		Score	Att.
01/04/2024	Tennessee	L	67-75	2928
01/07/2024	at Texas A&M	L	44-66	5953
01/11/2024	at Ole Miss	L	55-58	2350



Yakiya Milton
Freshman • F • 6-4
Jacksonville, Fla.
Mandarin HS



Celia Sumbane
Junior • G • 6-2
Maputo, Mozambique
South Plains CC (TX)



JaMya Mingo-Young
Graduate • G • 5-8
Bogalusa, La.
Alabama



McKenna Eddings
Junior • G • 6-0
Williamsburg, Va.
Moberly Area CC (MO)



Kaitlyn Duhon
Sophomore • G • 5-10
Houston, Texas
Summer Creek HS




Sydney Shaw
Sophomore • G • 5-9
Miami, Fla.
DME Academy



Mar'Shaun Bostic
Sophomore • G • 5-8
St. Louis, Mo.
Yashon HS



Taylen Collins
Senior • F • 6-1
Muldrow, Okla.
Oklahoma State



Kionna Gaines
Junior • G • 5-9
Columbus, Ga.
Clemson



Oyindamola Akinbolawa
Sophomore • C • 6-5
Lagos, Nigeria



Audia Young
R-Freshman • G • 5-9
Tallahassee, Fla.
Florida State Univ. HS




Honesty Scott-Grayson
Graduate • G • 5-9
Brick, N.J.
Baylor



Carsen McFadden
Senior • G • 5-7
Fairview, Texas
Lovejoy HS



Savannah Scott
Freshman • C • 6-4
Conway, Ark.
Conway HS



Timya Thurman
Freshman • C • 6-5
Linden, Ala.
Linden HS



Johnnie Harris
Head Coach (3rd year)
Pine Bluff, Ark.
Arkansas Baptist (1996)



Fred Williams
Associate Head Coach
Inglewood, Calif.
Boise State (1979)




Damitria Buchanan
Associate Head Coach
Houston, Texas
Texas A&M (2010)



Ketara Chapel
Assistant Coach
Temple, Texas
Mississippi State (2017)



Alex Stewart
Assistant Coach
Norcross, Ga.
Georgia Tech (2003)



Savannah Carter
Assistant Coach
Tulsa, Okla.
Mississippi State (2015)