



# 2023 VOLLEYBALL MATCH NOTES

AUBURN ATHLETICS COMMUNICATIONS: 392 SOUTH DONAHUE DRIVE || AUBURN, AL 36830 || AUBURNTIGERS.COM || @AUBURNVB

## 2023 SCHEDULE/RESULTS

**11-2 OVERALL | 1-1 SEC**  
6-2 HOME | 2-0 AWAY | 3-0 NEUTRAL

DATE	OPPONENT	TV	TIME/RESULT
Aug. 25	vs Coppin State!	SECN+	W, 3-1
Aug. 26	vs McNeese State!	SECN+	W, 3-0
Aug. 26	vs Jacksonville State!	SECN+	W, 3-0
Sept. 2	vs SMU@	N/A	W, 3-1
Sept. 3	at Florida State@	ACCN+	W, 3-1
Sept. 7	vs Middle Tennessee\$	SECN+	L, 1-3
Sept. 8	vs Charleston Southern\$	SECN+	W, 3-1
Sept. 9	vs Mercer\$	SECN+	W, 3-0
Sept. 14	at South Alabama%	ESPN+	W, 3-2
Sept. 15	vs UAB%	N/A	W, 3-1
Sept. 16	vs Samford%	N/A	W, 3-1
Sept. 22	vs #3 Florida*	SECN+	L, 2-3
Sept. 24	vs Ole Miss*	SECN+	W, 3-1
Sept. 27	at Arkansas*	SEC Network	7 p.m. CT
Oct. 1	vs Georgia*	ESPN2	Noon CT
Oct. 6	at Florida*	SECN+	6 p.m. CT
Oct. 8	at South Carolina*	ESPNU	1 p.m. CT
Oct. 13	at Tennessee*	SECN+	5:30 p.m. CT
Oct. 20	vs Missouri*	SEC Network	8 p.m. CT
Oct. 22	vs South Carolina*	SECN+	1 p.m. CT
Oct. 27	at Georgia*	SECN+	6 p.m. CT
Oct. 29	at Alabama	SEC Network	11 a.m. CT
Nov. 5	at Texas A&M	SEC Network	3 p.m. CT
Nov. 8	vs Kentucky	SECN+	6:30 p.m. CT
Nov. 12	at Missouri	SECN+	3 p.m. CT
Nov. 15	at Mississippi State	SECN+	6 p.m. CT
Nov. 19	vs LSU	SECN+	2 p.m. CT
Nov. 22	vs Alabama	SECN+	6:30 p.m. CT
Nov. 24	vs Arkansas	SECN+	3 p.m. CT


**BOLD** indicates home contest | All time Central and subject to change  
! - War Eagle Invite | @ - Seminole Invite | S - Tiger Invite | % - Alabama Showdown  
\* - Southeastern Conference Game | # - NCAA Tournament

## MATCH

# 14

## No. 14 ARKANSAS

Wednesday, Sept. 27 | 7 p.m. CT  
Fayetteville, Ark. | Barnhill Arena | SEC Network



**AUBURN**

AVCA Coaches Poll	24
2023 Record	11-2   1-1 SEC
Head Coach	Brent Crouch
Career Record (Year)	141-125 (10th)
Record at Auburn (Year)	46-34 (4th)

**ARKANSAS**

AVCA Coaches Poll	14
2023 Record	12-2   2-0 SEC
Head Coach	Jason Watson
Career Record (Year)	317-246 (19th)
Record at Arkansas (Year)	117-98 (8th)

Site	Fayetteville, Arkansas
Venue	Barnhill Arena
Live Stats	Statbroadcast
Broadcast Crew	Eric Frede (Play-by-play)   Madison Fitzpatrick (Analyst)
Series Record	Arkansas leads 41-12
Last Meeting	Nov. 26, 2022 Arkansas 3, Auburn 0 (21-25, 17-25, 17-25)
Last Auburn Win	Oct 28, 2018 Auburn 3, Arkansas 0 (25-17, 25-20, 30-28)

## QUICK HITS

- Head coach Brent Crouch has his squad back amongst the elite blocking teams in NCAA Volleyball. With 126 total team blocks so far this season, the Tigers have the most in the Southeastern Conference and are No. 31 in the nation in the category.
- On six different occasions this season, Auburn has totaled at least 10 team blocks.
- The Auburn offense has been equally impressive. Hitting .271 at the midway point, the Tigers own the fifth-highest percentage in the SEC and No. 26 in the country.
- Auburn's win over Ole Miss on Sunday marked the team's third comeback after losing the first set this season. The Tigers are 3-0 when losing the first set in 2023. Over the last two seasons, Crouch's teams are 10-6 when dropping the first frame.
- Senior setter Jackie Barrett notched her seventh double-double of the season in the win over the Rebels, including a season-high 17 digs. After a career-best 12 double-doubles last year, Barrett is on pace to set a new benchmark in 2023.
- After missing out on the Tiger invitational, sophomore outside hitter Akasha Anderson is rounding back into form. Anderson piled up 20 kills on Sunday, marking the second time the Reston, Virginia native has grabbed at least 20 kills.
- Anderson has reached double-digits in kills in every match she's played in this season (10).
- Stepping and stepping up in the absence of Kendal Kemp, Chelsey Harmon was an absolute presence at the net on Sunday. The senior middle blocker rejected a season-high eight Ole Miss attacks in the win.
- Libero Sarah Morton is coming off her second 20-dig performance of the season on Sunday. Averaging a team-leading 3.26 digs per set, Morton ranks top-10 in the SEC.


## AUBURN ATHLETICS COMMUNICATIONS

Office Phone	334-844-9800
Kirk Sampson	Associate AD
	sampska@auburn.edu
Thomas Hoffman	Volleyball Contact
	tgh0024@auburn.edu
	C: 503-302-9592

## FOLLOW ALONG

Web	AuburnTigers.com
X	@AuburnVB
Instagram	@auburnvolleyball

## AUBURN'S POTENTIAL STARTING SEVEN



SARAH MORTON		AKASHA ANDERSON		BELLA BELL		KYLA SWANSON		JACKIE BARRETT		PAIGE THIBAUT		CHELSEY HARMON	
#2 • DS/L • SO. • 5-8		#3 • PH • SO. • 6-3		#5 • RS • SR. • 6-4		#6 • MB • SR. • 6-4		#10 • S • SR. • 6-2		#13 • DS/L • JR. • 5-7		#14 • MB • SR. • 6-3	
D/S:	3.26	K/S:	4.03	K/S:	2.74	K/S:	1.33	D/S:	2.46	D/S:	1.81	K/S:	0.96
A/S:	0.97	HIT%:	.214	HIT%:	.328	HIT%:	.230	A/S:	9.72	A/S:	0.31	HIT%:	.400
SA/S:	0.08	D/S:	2.00	D/S:	0.35	D/S:	0.27	SA/S:	0.33	SA/S:	0.16	D/S:	0.27
P/S:	0.13	B/S:	0.43	B/S:	0.74	B/S:	0.98	P/S:	1.37	P/S:	0.19	B/S:	1.00
	SA/S:	0.35	SA/S:	0.00	SA/S:	0.06				SA/S:	0.31		
	P/S:	4.60	P/S:	3.13	P/S:	1.92				P/S:	1.79		

K/S: kills per set • HIT%: hitting percentage • D/S: digs per set • B/S: blocks per set • A/S: assists per set • SA/S: aces per set • P/S: points per set



**#1 MADISON SCHEER**  
So. | PH | 6-1



**#2 SARAH MORTON**  
So. | L | 5-8



**#3 AKASHA ANDERSON**  
So. | PH | 6-3



**#4 FALLAN LANHAM**  
Jr. | L | 5-8



**#5 BELLA BELL**  
Gr. | MB | 6-4



**#6 KYLA SWANSON**  
Gr. | MB | 6-4



**#7 PEYTON DUNN**  
R-So. | S | 5-11



**#8 KENDAL KEMP**  
So. | MB | 6-6



**#9 ZOE SLAUGHTER**  
So. | L | 5-7



**#10 JACKIE BARRETT**  
Sr. | S | 6-2



**#11 JORDAN SINNESS**  
Jr. | S | 5-9



**#12 BEL ZIMMERMAN**  
So. | PH | 6-2



**#13 PAIGE THIBAULT**  
Jr. | L | 5-7



**#14 CHELSEY HARMON**  
Sr. | MB | 6-3



**#17 CASSIDY TANTON**  
R-So. | PH | 6-0



**#19 JASMINE OKEOMA**  
Fr. | MB | 6-3



**#22 SYDNEY HANDEL**  
So. | L | 6-0



**#22 LAKIN LAURENDINE**  
Fr. | PH | 6-1

#WarEagle



AuburnTigers.com

@AuburnVB | @AuburnTigers  
@AuburnVBCoach



/AuburnVB  
/AuburnTigers

**TEAM SCHEDULE AND MEDIA AVAILABILITY >> WEEK OF SEPT. 25 - OCT. 1**

MONDAY September 25	TUESDAY September 26	WEDNESDAY September 27	THURSDAY September 28	FRIDAY September 29	SATURDAY September 30	SUNDAY October 1
<b>PRACTICE:</b> 3:45 p.m. - 6 p.m.  SAC	<b>TRAVEL</b>	<b>MATCH:</b> 7 p.m. CT  at Arkansas Fayetteville, Ark.	<b>OFF</b>	<b>PRACTICE:</b> 3:45 p.m. - 6 p.m.  SAC	<b>PRACTICE:</b> 3:45 p.m. - 6 p.m.  ARENA	<b>MATCH:</b> Noon CT  vs Georgia Auburn, Ala.
INTERVIEWS BY REQUEST	INTERVIEWS BY REQUEST	INTERVIEWS BY REQUEST	NO INTERVIEWS	INTERVIEWS BY REQUEST	INTERVIEWS BY REQUEST	INTERVIEWS POST MATCH

**AUBURN ATHLETICS COMMUNICATIONS**

**QUICK FACTS**

**AUBURNTIGERS.COM**

For updated game notes, statistics, safety protocols and latest information on Auburn volleyball and Auburn Athletics, visit AuburnTigers.com.

**INTERVIEW POLICY**

Coach Crouch, assistant coaches and student-athletes are available for interviews by contacting Thomas Hoffman in the communications office. All interviews during the week will be conducted via phone or ZOOM. Post-match interviews will be conducted in the media room at Auburn Arena following a brief cooling-off period.

**CREDENTIALS**

Anyone wishing to cover an Auburn volleyball match should contact Thomas Hoffman in the communications office at least 24 hours in advance to make arrangements.

**MATCH DAY SERVICES**

Printed copies of notes, flip cards and statistics will be available upon request. Digital copies will be emailed out prior to the match and will be available on AuburnTigers.com. Media members are permitted to bring their own printed materials. Stats will not printed between sets or after matches. Live stats will be provided during the match and final statistics will be emailed out and posted on AuburnTigers.com. All post-match interviews will be conducted in the media room. Wireless internet is available in the Arena; ask Thomas Hoffman for the password. Match highlights, photos and postgame interviews will be available on Imagen following matches.

**VIDEO SERVICES**

FTP feeds of selected Auburn volleyball highlights are available for the media. A number of studio and satellite services may be arranged for electronic media by contacting Cody Baker in War Eagle Productions at jcb0101@auburn.edu.

**PHOTO SERVICES**

For photos of Auburn volleyball or any Olympic sports, contact Zach Bland at zdb007@auburn.edu.

**COMMUNICATIONS STAFF**

Thomas Hoffman  
Volleyball Contact  
cell: 503-302-9592  
email: tgh0024@auburn.edu

Kirk Sampson  
Associate AD  
cell: 334-750-1385  
email: sampska@auburn.edu

**UNIVERSITY INFORMATION**

City / Zip \_\_\_\_\_ Auburn, Ala. / 36831  
 Founded \_\_\_\_\_ Oct. 1, 1856  
 Enrollment \_\_\_\_\_ 30,737  
 Nickname \_\_\_\_\_ Tigers  
 Colors \_\_\_\_\_ Navy Blue & Burnt Orange  
 Affiliation \_\_\_\_\_ NCAA Division I  
 Conference \_\_\_\_\_ Southeastern Conference  
 Home Court \_\_\_\_\_ Neville Arena (9,121)  
 President \_\_\_\_\_ Dr. Chris Roberts  
 Athletics Director \_\_\_\_\_ John Cohen  
 Sport Administrator \_\_\_\_\_ Joy Vrbka (Florida, 2003)

**TEAM INFORMATION**

Letterwinners Returning/Lost \_\_\_\_\_ 12/0  
 Starters Returning/Lost \_\_\_\_\_ 6+libero/0  
 Newcomers \_\_\_\_\_ 6  
 2022 Overall Record \_\_\_\_\_ 22-9  
 2022 Conference Record/Finish \_\_\_\_\_ 10-8/6th

**PROGRAM HISTORY**

First Year of Volleyball \_\_\_\_\_ 1967  
 \_\_\_\_\_ Program discontinued 1981; Reinstated 1986  
 Seasons of Auburn Volleyball \_\_\_\_\_ 45th  
 All-Time Overall Record \_\_\_\_\_ 702-701-4 (.500)  
 in Neville Arena (Since 2013) \_\_\_\_\_ 74-61 (.535)  
 Total Home Record \_\_\_\_\_ 246-214 (.531)  
 All-Time SEC Record \_\_\_\_\_ 199-369 (.350)  
 NCAA Tournament Appearances \_\_\_\_\_ 2/2010, 2022  
 SEC Championships/Last \_\_\_\_\_ 1/Co-West Champions (1996)

**STAFF INFORMATION**

Head Coach \_\_\_\_\_ Brent Crouch (Texas A&M, '98 & '00; Oregon '06)  
 Career Record \_\_\_\_\_ 141-125 (.514)/10th Season  
 Record at Auburn \_\_\_\_\_ 46-34 (.523)/4th Season  
 Assistant Coach/Recruiting Coordinator \_\_\_\_\_ Rachel Corbelli (2nd Season)  
 Assistant Coach \_\_\_\_\_ Keith Smith (2nd Season)  
 Assistant Coach \_\_\_\_\_ Jack Burton (1st Season)  
 Technical Coordinator \_\_\_\_\_ Mackenna Basore (2nd Season)  
 Director of Operations \_\_\_\_\_ Emily Houle (2nd Season)  
 Strength & Conditioning \_\_\_\_\_ Bethany Gainey  
 Athletic Trainer \_\_\_\_\_ Nate Warner  
 Equipment Manager \_\_\_\_\_ Brian Maddox

**ATHLETIC COMMUNICATIONS**

Associate AD/Communications \_\_\_\_\_ Kirk Sampson  
 Assistant Director/Volleyball Contact \_\_\_\_\_ Thomas Hoffman  
 Email \_\_\_\_\_ tgh0024@auburn.edu  
 Phone \_\_\_\_\_ 503-302-9592  
 Mailing Address \_\_\_\_\_ Auburn Athletics Complex  
 \_\_\_\_\_ 392 S. Donahue Drive  
 Website \_\_\_\_\_ AuburnTigers.com

**GAMEDAY EXPERIENCE: NEVILLE ARENA**

>> Neville Arena is in its seventh season as home of Auburn volleyball. The Tigers are 74-61 since moving to the Arena in 2013. The facility seats approximately 9,121.



**LAST TIME OUT**

» Stout serving and timely offense led No. 24 Auburn to its first SEC victory of the season over Ole Miss on Sunday. The Tigers were buoyed by a seventh double-double from Jackie Barrett while Anderson picked up 20 kills to go along with nine digs. Bel Zimmerman's three aces in the third set sparked a 10-0 scoring run while Chelsey Harmon's season-high eight blocks solidified the victory.

**SCOUTING ARKANSAS**

» Jason Watson has his Arkansas back in the top 15 for the first time in over two decades. The Razorbacks are already 2-0 in SEC play with wins over South Carolina and Texas A&M. However, its been the non-conference schedule that has turned heads across the country. Arkansas took No. 1 Wisconsin to five sets back in August and boasts wins over Michigan and a stout Colorado State squad.

Setter Hannah Hogue has already won SEC setter of the week on three separate occasions in 2023. Hogue's 11.22 assists per set are second in the conference and No. 6 in the nation.

Dynamic outside hitters Jillian Gillen and Taylor head are a force that's been hard to stop. Gillen's 4.98 points per set are second in the SEC and No. 17 in the country. Meanwhile, Head's 203 total kills are second in the conference and No. 24 in the nation. Both are also stellar defensively, ranking in the top-10 in the SEC in total digs.

As a team, Arkansas is one of the best serving teams in all of college volleyball. With 110 aces, the Razorbacks rank No. 11 in the country. They are also tops in the SEC in assists, total digs and total kills.

**AUBURN-ARKANSAS SERIES**

» Arkansas owns a 41-12 overall record against the Tigers, including a 22-4 mark in Fayetteville. The last time Auburn took down the Razorbacks was a three-set sweep in 2018 in Neville Arena. The Orange and Blue's last win in Fayetteville came by way of a four-set win on Oct. 23, 2016.

**MR. 300**

» Three hundreds appears to be the perfect number for head coach Brent Crouch. All-time, when his teams manage a .300 hitting percentage, he carries an undefeated record of 35-0, including an 15-0 mark at Auburn. The Tigers have accomplished the feat seven different times already in 2023.

**SECOND SET MAGIC**

» Auburn is 8-1 this season when winning the second set of matches. Over the last two years, Crouch's teams are 26-1 when claiming the second frame.

**PLAYER TO WATCH: AKASHA ANDERSON**

» The AVCA South Region Freshman of the Year was up to no good last season. With 569 career kills, Anderson leads the Tigers in both kills and kills per set (3.62).



**NO PLACE LIKE NEVILLE**

» Auburn is now 25-16 at home under head coach Brent Crouch, including wins in 25 of its last 37 games at home. All-time Auburn is 74-61 in Neville.

**STAYING ACTIVE**

» Bella Bell, Kendal Kemp, Jackie Barrett and Akasha Anderson are all amongst the SEC's top active career leaders. Bell (.355) and Kemp (.339) are both inside the top five in hitting percentage. Kemp's 1.43 blocks per set is currently second in the conference. Anderson ranks in the top 10 in both kills per set (3.66) and points per set (4.17). Barrett's 9.07 assists per set is seventh and Morton ranks fifth in digs per set (3.70).

**RANK YOU VERY MUCH**

» Welcome to the top 25 Auburn Volleyball. After wins over SMU and Florida State, the Tigers earned the program's first-ever ranking at No. 25.

A week later, Auburn moved up to No. 24 following a 2-1 showing at the Tiger Invitational. Auburn is currently riding a four-week streak inside the top-25.

**BLOCKERS BEWARE**

» Thanks to steady passing from Sarah Morton and the back row, the Auburn attack has managed to be one of the least-blocked teams in the SEC. On average Auburn allows just 1.57 blocks per set, the second-best in the conference.

**500 CLUB**

» Sophomore Akasha Anderson has eclipsed 500 career kills in her young career, doing so in just 37 matches.

Sophomore libero Sarah Morton earned her 500th dig of her young career against Florida State.

Eureka, Missouri native Madison Scheer is also barreling toward her 500th kill. The sophomore sits at 497 entering the weekend.

**SEEING DOUBLE**

» Jackie Barrett posted Auburn's first double-doubles of the season, piling up 36 assists and 14 digs against SMU. A day later, the Highland, California native grabbed 44 assists with 11 digs. Barrett posted a team-high 12 double-doubles in 2022. Barret owns a team-leading seven double-doubles in 2023.

Speaking of double-doubles, Bel Zimmerman earned the feat for the first time in her career with 17 kills and 16 digs against Charleston Southern. Zimmerman added her second and third double-double against UAB and Samford during the Alabama Showdown.

**SEC STANDINGS & SCHEDULE**

2023 STANDINGS

	CONF	OVERALL	HOME	ROAD	NTRL	STRK
Tennessee	2-0	11-1	6-0	4-1	1-0	-
Florida	2-0	10-1	5-1	4-0	1-0	-
Arkansas	2-0	12-2	6-2	2-0	4-0	-
<b>Auburn</b>	<b>1-1</b>	<b>11-2</b>	<b>6-2</b>	<b>2-0</b>	<b>3-0</b>	-
Texas A&M	1-1	9-3	4-2	2-1	3-0	-
Missouri	1-1	9-4	6-1	2-2	1-1	-
Mississippi St	1-1	8-4	6-0	0-3	2-1	-
Ole Miss	1-1	7-6	4-0	1-3	2-3	-
Kentucky	1-1	3-7	1-2	1-5	1-0	-
Georgia	0-1	9-4	5-1	2-1	2-2	-
LSU	0-1	5-6	2-2	0-3	3-1	-
Alabama	0-2	10-3	4-0	3-2	3-1	-
South Carolina	0-2	6-5	4-1	1-4	1-0	-

**THIS WEEK IN THE SEC...**

**Wednesday, Sept. 27**

Texas A&M at Florida, 7 p.m.

**Auburn at Arkansas, 8 p.m.**

**Friday, Sept. 29**

Tennessee at Mississippi St., 6 p.m.

Kentucky at Georgia, 7 p.m.

South Carolina at Ole Miss, 7 p.m.

Missouri at LSU, 8:30 p.m.

**Sunday, Oct. 1**

**Georgia at Auburn, 1 p.m.**

Florida at South Carolina, 2 p.m.

Kentucky at Alabama, 2 p.m.

Tennessee at Ole Miss, 2:30 p.m.

Missouri at Texas A&M, 4 p.m.

Mississippi St. at LSU, 6 p.m.

\*All times ET

**2022 FINAL NCAA RPI REPORT**

RK	TEAM	RECORD	AU RESULT
8	Kentucky	22-8	L, 3-0 & L, 3-0
12	Florida	25-6	L, 3-0
15	Creighton	27-4	W, 3-2
17	Houston	30-4	L, 3-0
22	Arkansas	21-9	L, 3-0 & L, 3-0
32	Georgia	23-8	W, 3-1 & W, 3-2
<b>37</b>	<b>AUBURN</b>	<b>22-9</b>	
41	LSU	16-14	L, 3-2
57	Tennessee	17-14	W, 3-1
62	Jacksonville State	24-6	W, 3-2
65	Mississippi State	15-13	W, 3-2
75	Texas A&M	13-16	W, 3-1 & W, 3-1
94	South Carolina	13-15	L, 3-2
107	Troy	18-13	W, 3-1
117	Ole Miss	11-17	W, 3-1
122	Southern Miss	21-12	W, 3-0
143	North Florida	12-17	W, 3-0
149	Alabama	10-20	W, 3-1 & W, 3-1
151	UAB	12-15	W, 3-2
160	Missouri	9-19	W, 3-2 & L, 3-1
218	Alabama State	20-14	W, 3-0
224	Marist	18-11	W, 3-1
287	Belmont	8-23	W, 3-0
292	Jackson State	13-17	W, 3-0
304	Georgia State	7-22	W, 3-1
334	Alabama A&M	7-26	W, 3-0

AUBURN OPPONENTS ONLY

## AVCA COACHES POLL

RK	TEAM	POINTS	RECORD
1	Wisconsin [58]	1,592	11-0
2	Nebraska [6]	1,531	11-0
3	Stanford	1,437	9-2
4	Florida	1,402	10-1
5	Louisville	1,363	11-1
6	Oregon	1,272	12-1
7	Washington State	1,184	12-1
8	Pittsburgh	1,140	11-2
9	BYU	1,082	13-1
10	Texas	1,064	7-3
11	Georgia Tech	873	11-1
12	Tennessee	850	11-1
13	Minnesota	793	5-5
14	Arkansas	749	12-2
15	Penn State	702	8-3
16	Creighton	680	10-3
17	Purdue	530	8-3
18	Baylor	477	6-5
19	Kansas	376	10-2
20	Houston	355	7-3
21	Dayton	246	13-2
22	Ohio State	216	4-7
23	Kentucky	185	3-7
24	Auburn	155	11-2
25	Arizona State	133	14-0

Others receiving votes: Iowa State 103; Western Kentucky 92; Southern California 30; UCF 29; Marquette 23; James Madison 18; Duke 17; Hawai'i 14; Rice 11; UC Santa Barbara 5; Texas A&M 3

## INSIDE THE MATCH-UPS

## ARKANSAS 12-41 (.226)

8-18 H • 4-22 A • 0-1 N

YEAR	SITE	RESULT	MATCH SCORE
1994	HOME	L	2-3
1994	AWAY	L	2-3
1995	AWAY	L	0-3
1995	HOME	L	2-3
1995	NEUTRAL	L	2-3
1996	HOME	L	1-3
1996	AWAY	W	3-2
1997	AWAY	L	1-3
1997	HOME	L	1-3
1998	HOME	L	1-3
1998	AWAY	L	0-3
1999	AWAY	L	0-3
1999	HOME	L	1-3
2000	HOME	L	0-3
2000	AWAY	L	0-3
2001	AWAY	L	0-3
2001	HOME	L	0-3
2002	HOME	L	0-3
2002	AWAY	L	0-3
2003	AWAY	L	1-3
2003	HOME	L	0-3
2004	AWAY	L	0-3
2004	HOME	L	2-3
2005	HOME	L	1-3
2005	AWAY	L	1-3
2006	HOME	W	3-2
2006	AWAY	L	1-3
2007	AWAY	W	2-3
2007	HOME	L	1-3
2008	HOME	L	1-3
2008	AWAY	L	2-3

## KEMP ROOFING CO.

» After setting records in 2022, sophomore middle blocker Kendal Kemp is back to her old tricks this season. In eight matches this season, the Eagan Minnesota native is averaging 1.30 blocks per set. The mark is fourth in the SEC and No. 39 in nation.

Kemp also posted a career-high 13 kills on a season-high .526 hitting percentage in the Tigers' win over Charleston Southern.

## AARP ELIGIBLE?

» Brent Crouch is on a collision course for 50 wins on the Plains. Should Crouch accomplish the feat this season, he'd be the quickest to 50 wins in the 25-point rally-scoring era.

## RING THE BEL

» Not only did Bel Zimmerman post the first double-double of her career but her hitting efficiency spiked during the Tiger Invitational. After hitting .367 against Mercer, the Liberty, Missouri native is averaging .236 on the season, up .035 points from 2022.

## ON THE OFFENSIVE

» The Auburn offense is firing at all cylinders to begin the 2023 campaign. The Tigers are hitting .271 after 13 matches, the fifth-highest in the SEC and No. 26 in the nation. Auburn's 13.47 kills per set also rank third in the conference.

## CAN YOU DIG IT?

» In the first match of the season, libero Sarah Morton is already making waves. With 24 digs against Coppin State, the Muenster, Indiana native posted the third-most digs in a four-set match so far in the SEC this season.

## STREAKING

» In each of Auburn's first five matches this season, the Tigers managed to hit north of .300, marking the only such streak in the 25-point rally-scoring era.

## SOAKING UP SUMMER HEAT

» August has been good to Brent Crouch over the years. In nine years of coaching, Crouch is 22-3 in the month of August, including a 9-0 mark at Auburn.

## QUEEN KEMP

» Minnesota native Kendal Kemp announced herself to the collegiate volleyball world in 2022. Kemp set single-season program records in solo blocks (26), block assists (154), total blocks (180) and blocks per set (1.48). Earning AVCA South Region Honorable Mention, Kemp totals were also second in the Southeastern Conference and her 180 total blocks were the second-most in the

country.

## BLOCK PARTY

» Speaking of blocks, Auburn's team totals were nothing short of brilliant. In the rally-scoring era, the 2022 Tiger team set single-season records in block assists (520), total blocks (312) and blocks per set (2.56).

## THE JACK BURTON

» NCAA rules have allowed for an additional coach for volleyball programs. Crouch has added Jack Burton to his staff.

Following a prolific playing career at Grand Canyon University, Burton stopped over in Dayton for two seasons and most recently helped FGCU to a 26-7 record and the school's third trip to the NCAA Tournament.

## AUBURN PICKED 7th IN PRESEASON POLL

» After a sixth-place finish in 2022, the Auburn Tigers have been selected to finish seventh in the 2023 preseason poll.

## NEW KIDS ON THE BLOCK

» All 12 student-athletes from a year ago return to the Auburn Volleyball roster. Head coach Brent Crouch added six new faces to bolster the squad in 2023. Four transfers (Bella Bell, Kyla Swanson, Peyton Dunn and Paige Thibault) make their debut in the Orange and Blue this season. Freshmen Jasmin Okeoma and Lakin Laurendine have also found a new home on the Plains.


## PLAYER TO WATCH: BELLA BELL

» Senior transfer Bella Bell is set to return to the lineup this weekend. Coming into her own at right side, Bell is second on the team in hitting percentage, swinging .358.



INSIDE THE MATCH-UPS CONT...

2009	HOME	W	3-2
2009	AWAY	L	2-3
2010	AWAY	W	3-2
2010	HOME	W	3-0
2011	AWAY	L	1-3
2011	HOME	L	0-3
2012	AWAY	L	0-3
2012	HOME	W	3-2
2013	AWAY	L	1-3
2013	HOME	W	3-1
2014	HOME	L	0-3
2015	AWAY	L	2-3
2015	HOME	W	3-0
2016	AWAY	W	3-1
2017	HOME	W	3-0
2017	AWAY	L	0-3
2018	HOME	W	3-0
2019	AWAY	L	0-3
2021	AWAY	L	1-3
2021	AWAY	L	2-3
2022	HOME	L	0-3
2022	HOME	L	0-3



HEAD COACH BRENT CROUCH

QUICK FACTS

College \_\_\_ Texas A&M ('98, '00)  
 \_\_\_ Oregon ('06)  
 Wife \_\_\_ Marcy  
 Sons \_\_\_ Jonathan and William

COACHING RECORD

Head Coaching Career \_ 10th Season  
 Career Record \_\_\_ 141-125  
 NCAA Appearances \_\_\_ 3

COACHING CAPSULE

2020-Pr. Auburn 46-34  
 2018-19 Southern California 40-25  
 2014-17 Portland 55-66

YEAR-BY-YEAR RESULTS

2023	Auburn	11-2
2022	Auburn	22-9
2021	Auburn	13-15
2020	Auburn	0-8
2019	USC	18-14
2018	USC	22-11
2017	Portland	15-15
2016	Portland	17-13
2015	Portland	16-15
2014	Portland	7-23



Brent Crouch begins his fourth season at the helm of the Auburn Volleyball program in 2023. Crouch and the Tigers look to reset the bar after a record-breaking 2022 campaign that saw success on the Plains unseen for more than a decade.

Last season, Auburn earned a berth into the NCAA Tournament for just the second time in school history and the first since 2010. A first-round victory over host and No. 14 Creighton provided the program with its second postseason win and first triumph over a nationally-ranked opponent since 2017.

The feat came on the heels of a historic season that saw the Tigers begin the season with a record mark of 14-0 and a record start to SEC play at 3-0. The 22 total victories on the season were the most in the 25-point rally-scoring era and the most since 1998. The Tigers also picked up its first win in Columbia, Missouri.

Under Crouch's guidance, Akasha Anderson, Madison Scheer and Kendal Kemp each garnered All-Conference Honors. Anderson and Kemp also picked up AVCA postseason accolades with Anderson grabbing South Region Freshman of the Year and All-Region. Meanwhile, Kemp solidified Honorable Mention. Auburn Volleyball student-athletes also picked up a record 10 SEC weekly awards.

Crouch wasn't left out of the postseason awards season, securing AVCA South Region Coach of the Year, the first such award for the Tiger Volleyball program.

Fans on the Plains saw Auburn become one of the most potent blocking teams in the Southeastern Conference in 2022. Crouch's guidance helped the Tigers break records for most block assists in a single season (520), total blocks (312.0) and tie for the most blocks in a four-set match (17 vs. Troy).

The Orange and Blue wall's foundation was laid by then-freshman Kendal Kemp. The Egan, Minnesota product shattered single-season records for solo blocks (26), block assists (154), total blocks (180) and blocks per set (1.48).

During his first full season leading the Auburn program in 2021, Crouch's leadership had an immediate effect. The Tigers opened the season winning 17 consecutive sets to tie the program record for most sweeps to begin a season (5), matching the 1974 Auburn team. Crouch led the team to a 13-15 record with a 5-13 mark in the SEC, picking up a season sweep over Alabama, the first Auburn win over Missouri since 1996 and the program's first victory in College State with a win over Texas A&M.

Crouch's expertise led to six total SEC weekly honors, splitting three on offense and three on defense. Individually, the Tigers also set nine individual records during the 2021 campaign.

Individually, it was Rebekah Rath and Tatum Shippey who benefited the most from Crouch's development. Shippey led the SEC in blocking and set records in blocks, block assists and blocks per set. Meanwhile, Rath led the SEC in five offensive categories, setting records in kills and kills per set.

Crouch made his Auburn coaching debut against No. 4 Florida on Oct. 21, 2020, to open the shortened fall volleyball schedule. Crouch led the Tigers on the court for eight total matches and his impact on the Plains was noticeable almost immediately, tying the record for most blocks in a four-set with 17 at South Carolina.

Prior to Auburn, Crouch served as the head coach at the University of South California, compiling a 40-25 record. He would lead the Trojans to the second round of the NCAA Tournament in both years in Los Angeles. In 2018, Crouch's Trojans earned the No. 11 overall seed in the Tournament and the No. 21 ranking in the final AVCA Coaches poll of the year.

Before leading the Trojans, Crouch spent four seasons as head coach of the University of Portland. The 2016 West Coast Conference Coach of the Year inherited a winless program and guided the Pilots to its winningest season in 25 years just two seasons later. His 48 victories in his final three years in the Rose City was the best three-season total since 1984-86. He put Portland on the WCC map, earning wins over top-10, top-15 and top-25 opponents while in charge of the Pilots. Crouch coached three All-WCC First Team selections, a WCC All-Freshman Team honoree and three WCC All-Academic First Teamers. He also established Beach Volleyball as a varsity sport at Portland in 2016.

Crouch arrived at Portland after four seasons (2010-13) at Saint Mary's College, where he was an assistant with the indoor program and head coach of the beach team.

Brent and his wife Marcy have two sons, Jonathan and William.

2023 AUBURN VOLLEYBALL ROSTER

No.	Name	Year	Pos.	Ht.	Hometown (High School/Previous School)
1	MADISON SCHEER	SO.	PH	6-1	EUREKA, MO. (EUREKA)
2	SARAH MORTON	SO.	L	5-7	MUNSTER, IND. (MUNSTER)
3	AKASHA ANDERSON	SO.	PH	6-3	RESTON, VA. (HERNDON)
4	FALLAN LANHAM	JR.	L	5-8	LOUISVILLE, KY. (MERCY ACADEMY)
5	BELLA BELL	SR.	RS	6-4	BLYTHEWOOD, S.C. (KENTUCKY)
6	KYLA SWANSON	GR.	MB	6-4	WAHOO, NEB. (ILLINOIS)
7	PEYTON DUNN	R-SO.	S	5-11	DECATUR, TEXAS (OKLAHOMA)
8	KENDAL KEMP	SO.	MB	6-6	EAGAN, MINN. (EAGAN)
9	ZOE SLAUGHTER	SO.	L	5-7	HONOLULU, HAWAII (MOANALUA)
10	JACKIE BARRETT	SR.	S	6-2	HIGHLAND, CALIF. (CITRUS VALLEY)
11	JORDAN SINNESS	JR.	S	5-9	SEBRING, FLA. (SEBRING)
12	BEL ZIMMERMAN	SO.	PH	6-2	LIBERTY, MO. (LIBERTY NORTH)
13	PAIGE THIBAUT	JR.	L	5-6	WATERTOWN, MINN. (FIU)
14	CHELSEY HARMON	SR.	MB	6-3	PUYALLUP, WASH. (PORTLAND)
17	CASSIDY TANTON	R-SO.	PH	6-0	STONEVILLE, N.C. (DALTON MCMICHAEL)
19	JASMINE OKEOMA	FR.	MB	6-3	WOODBIDGE, VA. (FOREST PARK)
22	SYDNEY HANDEL	SO.	PH	6-0	LEE'S SUMMIT, MO. (LEE'S SUMMIT WEST)
25	LAKIN LAURENDINE	FR.	PH	6-1	JACKSON, MISS. (JACKSON ACADEMY)

HEAD COACH | BRENT CROUCH (4TH SEASON)

ASSISTANT COACH | KEITH SMITH (2ND SEASON)

ASSISTANT COACH/RECRUITING COORDINATOR | RACHEL CORBELLI (2ND SEASON)

ASSISTANT COACH | JACK BURTON (1ST SEASON)

PRONUNCIATION GUIDE:

MADISON SCHEER – SHEER      FALLAN LANHAM – FAL(LIKE PAL)-AN LAN-EM      SYDNEY HANDEL – HON-DELL  
 PAIGE THIBAUT – THEE-BALT      JASMINE OKEOMA – OKAY-AH-MUH      LAKIN LAURENDINE – LAY-KIN LOR-EN-DEAN  
 RACHEL CORBELLI – CORE-BELL-EE

## INSIDE THE 2023 NUMBERS



CATEGORY	AUBURN	ARKANSAS
Kills	687	708
Per Set	13.5	13.9
Errors	223	217
Total Attacks	1710	1773
Hitting Pct.	.271	.277
Assists	606	670
Per Set	11.9	13.1
Service Aces	78	110
Per Set	1.5	2.2
Service Errors	158	119
Reception Errors	58	44
Per Set	1.1	0.9
Digs	668	759
Per Set	13.1	14.9
Solo Blocks	17	13
Block Assists	218	183
Total Blocks	126.0	104.5
Per Set	2.5	2.1

## 2023 INDIVIDUAL HIGHS BY SET

## THREE SETS

HITTING PERCENTAGE (MIN. 12 KILLS) \_\_\_\_\_ .367, Bel Zimmerman vs Mercer (Sept. 9)  
 KILLS \_\_\_\_\_ 14, 2 times (last Bel Zimmerman vs Mercer, Sept. 9)  
 TOTAL ATTEMPTS \_\_\_\_\_ 35, Akasha Anderson vs McNeese (Aug. 26)  
 ASSISTS \_\_\_\_\_ 31, 2 times (last Jackie Barrett vs Mercer, Sept. 9)  
 DIGS \_\_\_\_\_ 11, Fallan Lanham vs Jacksonville St. (Aug. 26)  
 ACES \_\_\_\_\_ 5, Jackie Barrett vs Mercer, Sept. 9  
 BLOCKS \_\_\_\_\_ 7, Kendal Kemp vs Mercer (Sept. 9)

## FOUR SETS

HITTING PERCENTAGE (MIN. 12 KILLS) \_\_\_\_\_ .526, Kendal Kemp vs Charleston Southern (Sept. 8)  
 KILLS \_\_\_\_\_ 20, Akasha Anderson vs Ole Miss (Sept. 24)  
 TOTAL ATTEMPTS \_\_\_\_\_ 60, Akasha Anderson vs Ole Miss (Sept. 24)  
 ASSISTS \_\_\_\_\_ 46, Jackie Barrett vs Samford (Sept. 16)  
 DIGS \_\_\_\_\_ 24, Sarah Morton vs Coppin St. (Aug. 25)  
 ACES \_\_\_\_\_ 4, Chelsey Harmon vs Charleston Southern (Sept. 8)  
 BLOCKS \_\_\_\_\_ 10, Kendal Kemp vs UAB (Sept. 15)

## FIVE SETS

HITTING PERCENTAGE (MIN. 12 KILLS) \_\_\_\_\_ .235, Bel Zimmerman at South Alabama (Sept. 14)  
 KILLS \_\_\_\_\_ 26, Akasha Anderson at South Alabama (Sept. 14)  
 TOTAL ATTEMPTS \_\_\_\_\_ 69, Akasha Anderson at South Alabama (Sept. 14)  
 ASSISTS \_\_\_\_\_ 48, Jackie Barrett at South Alabama (Sept. 14)  
 DIGS \_\_\_\_\_ 29, Zoe Slaughter at South Alabama (Sept. 14)  
 ACES \_\_\_\_\_ 5, Jackie Barrett at South Alabama (Sept. 14)  
 BLOCKS \_\_\_\_\_ 6, Bel Zimmerman at South Alabama (Sept. 14)

## WEEKLY AWARDS

## 2023 TEAM HIGHS BY SET

## THREE SETS

HITTING PERCENTAGE (MIN. 12 KILLS) \_\_\_\_\_ .395, vs Jacksonville St. (Aug. 26)  
 KILLS \_\_\_\_\_ 45, vs McNeese (Aug. 26)  
 TOTAL ATTEMPTS \_\_\_\_\_ 102, vs McNeese (Aug. 26)  
 ASSISTS \_\_\_\_\_ 37, vs McNeese (Aug. 26)  
 DIGS \_\_\_\_\_ 33, vs McNeese (Aug. 26)  
 ACES \_\_\_\_\_ 9, vs Mercer (Sept. 9)  
 BLOCKS \_\_\_\_\_ 11.0, vs Mercer (Sept. 9)

## FOUR SETS

HITTING PERCENTAGE (MIN. 12 KILLS) \_\_\_\_\_ .386, vs Samford (Sept. 16)  
 KILLS \_\_\_\_\_ 62, at Florida St. (Sept. 3)  
 TOTAL ATTEMPTS \_\_\_\_\_ 166, vs Ole Miss (Sept. 24)  
 ASSISTS \_\_\_\_\_ 54, 2 times (last vs Samford Sept. 16)  
 DIGS \_\_\_\_\_ 74, vs Ole Miss (Sept. 24)  
 ACES \_\_\_\_\_ 7, vs Charleston Southern (Sept. 8)  
 BLOCKS \_\_\_\_\_ 19.0, vs UAB (Sept. 15)

## FIVE SETS

HITTING PERCENTAGE (MIN. 12 KILLS) \_\_\_\_\_ .196, vs Florida (Sept. 22)  
 KILLS \_\_\_\_\_ 60, at South Alabama (Sept. 14)  
 TOTAL ATTEMPTS \_\_\_\_\_ 178, at South Alabama (Sept. 14)  
 ASSISTS \_\_\_\_\_ 54, at South Alabama (Sept. 14)  
 DIGS \_\_\_\_\_ 81, at South Alabama (Sept. 14)  
 ACES \_\_\_\_\_ 14, at South Alabama (Sept. 14)  
 BLOCKS \_\_\_\_\_ 11.0, at South Alabama (Sept. 14)

### THE LAST TIME AUBURN...

Won in three sets \_\_\_\_\_ Sept. 9, 2023 vs Mercer (25-15, 25-20, 25-11)  
 Won in four sets \_\_\_\_\_ Sept. 24, 2023 vs Ole Miss (21-25, 25-21, 25-10, 27-25)  
 Won in five sets \_\_\_\_\_ Sept. 14, 2023 at South Alabama (27-25, 23-25, 19-25, 25-23, 15-8)  
 Lost in three sets \_\_\_\_\_ Nov 26, 2022 vs Arkansas (21-25, 17-25, 17-25)  
 Lost in four sets \_\_\_\_\_ Sept. 7, 2023 vs Middle Tennessee (22-25, 25-15, 25-23, 25-22)  
 Lost in five sets \_\_\_\_\_ Sept. 22, 2023 vs Florida (20-25, 26-24, 24-26, 25-19, 17-15)  
 Lost first set in a win \_\_\_\_\_ Sept. 24, 2023 vs Ole Miss (21-25, 25-21, 25-10, 27-25)  
 Won first set in a loss \_\_\_\_\_ Sept. 22, 2023 vs Florida (20-25, 26-24, 24-26, 25-19, 17-15)  
 Lost first two sets in a win \_\_\_\_\_ Oct. 15, 2022 at Missouri (21-25, 21-25, 25-17, 25-17, 15-12)  
 Won first two sets in a loss \_\_\_\_\_ Oct. 10, 2021 at Arkansas (25-20, 25-23, 15-25, 17-25, 7-15)  
 Beat a ranked opponent Dec. 2, 2022 vs #14 Creighton (21-25, 25-21, 25-20, 16-25, 15-11)  
 Hit .300-.399 in a match \_\_\_\_\_ Sept. 16, 2023 vs Samford (.386)  
 Hit .400-.499 in a match \_\_\_\_\_ Sept. 6, 2022 vs Alabama A&M (.400)  
 Hit .500 or better in a match \_\_\_\_\_ Oct. 18, 1998 at Ole Miss (.514)  
 Held opponent to .000-.100 in a match \_\_\_\_\_ Aug. 26, 2023 vs McNeese (.097)  
 Held opponent to a negative hitting percentage \_\_\_\_\_ Sept. 9, 2023 vs Mercer (-.053)  
 Had 70-79 kills in a match \_\_\_\_\_ Oct. 26, 2018 vs. Ole Miss (77)  
 Had 80+ kills in a match \_\_\_\_\_ Sept. 17, 2006 at Georgia (84)  
 Had 80-99 digs in a match \_\_\_\_\_ Sept. 14, 2022 at South Alabama (81)  
 Had 100+ digs in a match \_\_\_\_\_ Sept. 17, 2021 vs. Nicholls (105)  
 Had 15+ blocks in a match \_\_\_\_\_ Sept. 15, 2023 vs UAB (19.0)  
 Had 10+ service aces in a match \_\_\_\_\_ Sept. 14, 2023 at South Alabama (14)  
 Had a player(s) with 20-24 kills in a match \_\_\_\_\_ Sept. 24, 2023 Akasha Anderson vs Ole Miss (20)  
 Had a player(s) with 25-29 kills in a match \_\_\_\_\_ Sept. 14, 2023, Akasha Anderson at South Ala. (26)  
 Had a player(s) with 30+ kills in a match \_\_\_\_\_ Oct. 8, 2004, Ashlee Johns vs. Arkansas (30)  
 Had a player(s) with 10+ blocks in a match \_\_\_\_\_ Sept. 15, 2023 Kendal Kemp vs UAB (10)  
 Had a player(s) with 25-29 digs in a match \_\_\_\_\_ Sept. 14, 2023, Zoe Slaughter at South Ala. (29)  
 Had a player(s) with 30+ digs in a match \_\_\_\_\_ Oct. 17, 2021, Bella Rosenthal vs. Missouri(33)  
 Had a player(s) with 50+ assists in a match \_\_\_\_\_ Oct. 9, 2022 Jackie Barrett vs Georgia (51)  
 Had a player(s) with 60+ assists in a match \_\_\_\_\_ Oct. 5, 2022, Jackie Barrett at LSU (60)  
 Had a player(s) with 5+ aces in a match \_\_\_\_\_ Sept. 14, 2023, Jackie Barrett at South Ala. (5)

### AUBURN DOUBLE-DOUBLES IN 2023

PLAYER	OPPONENT (SETS)	DATE	STATS
Jackie Barrett (7)	vs SMU (4)	Sept. 2	36 assists, 14 digs
	at Florida St. (4)	Sept. 3	44 assists, 11 digs
	vs MTSU (4)	Sept. 7	39 assists, 10 digs
	vs Charleston So. (4)	Sept. 8	41 assists, 13 digs
	at South Alabama (5)	Sept. 14	48 assists, 11 digs
	vs #3 Florida (5)	Sept. 22	40 assists, 12 digs
Akasha Anderson (3)	vs Ole Miss (4)	Sept. 24	42 assists, 17 digs
	at South Alabama (5)	Sept. 14	26 kills, 11 digs
	vs UAB (4)	Sept. 15	11 kills, 11 digs
Bel Zimmerman (3)	vs #3 Florida (5)	Sept. 22	18 kills, 10 digs
	vs Charleston So. (4)	Sept. 8	17 kills, 16 digs
	vs UAB (4)	Sept. 15	16 kills, 12 digs
	vs Samford (4)	Sept. 16	15 kills, 11 digs

### AUBURN'S 2023 RECORD WHEN...

OVERALL	11-2
SEC-	1-1
NON-CONFERENCE	10-1
RANKED OPPONENTS	0-1
HOME	6-2
AWAY	2-0
NEUTRAL	3-0
BY SETS	
THREE SETS	3-0
FOUR SETS	7-1
FIVE SETS	1-1
WON FIRST SET	8-2
LOST FIRST SET	3-0
WON SECOND SET	8-1
LOST SECOND SET	3-1
WON FIRST TWO SETS	5-0
LOST FIRST TWO SETS	0-0
SITUATIONAL	
MORE KILLS THAN OPPONENT	10-0
FEWER KILLS THAN OPPONENT	1-2
KILLS ARE TIED	0-0
MORE DIGS THAN OPPONENT	4-0
FEWER DIGS THAN OPPONENT	6-2
DIGS ARE TIED	1-0
MORE ACES THAN OPPONENT	8-1
FEWER ACES THAN OPPONENT	2-1
ACES ARE TIED	1-0
HIGHER HITTING PERCENTAGE THAN OPPONENT	11-0
LOWER HITTING PERCENTAGE THAN OPPONENT	0-2
HITTING PERCENTAGE TIED	0-0
HITTING PERCENTAGE	
.400 OR ABOVE	0-0
.300-.399	7-0
.200-.299	1-1
.100-.199	3-1
.000-.099	0-0
NEGATIVE	0-0
OPPONENTS' HITTING PERCENTAGE	
.400 OR ABOVE	0-0
.300-.399	1-0
.200-.299	2-2
.100-.199	5-0
.000-.099	2-0
NEGATIVE	1-0
BY DAY	
MONDAY	0-0
TUESDAY	0-0
WEDNESDAY	0-0
THURSDAY	1-1
FRIDAY	3-1
SATURDAY	5-0
SUNDAY	2-0
DAY MATCHES (FIRST SERVE BEFORE 6 P.M.)	6-0
NIGHT MATCHES (FIRST SERVE AFTER 6 P.M.)	5-2
BY MONTH	
AUGUST	3-0
SEPTEMBER	8-2
OCTOBER	0-0
NOVEMBER	0-0
DECEMBER	0-0
JERSEY COLOR	
NAVY w/POWER STRIPE	0-0
NAVY SOLID	0-0
NAVY SLEEVELESS	3-0
ORANGE w/POWER STRIPE	4-2
ORANGE SOLID	4-0



## 2023 AUBURN MATCH-BY-MATCH STARTERS

DATE	OPPONENT	RESULT	OUTSIDE	MIDDLE	RIGHT SIDE/DS	OUTSIDE/DS	MIDDLE	LIBERO	SETTER
Aug. 25	vs Coppin State	W, 3-1	Akasha Anderson	Kendal Kemp	Bella Bell	Paige Thibault	Kyla Swanson	Sarah Morton	Peyton Dunn
Aug. 26	vs McNeese	W, 3-0	Akasha Anderson	Kendal Kemp	Bella Bell	Paige Thibault	Kyla Swanson	Sarah Morton	Jackie Barrett
Aug. 26	vs Jacksonville State	W, 3-0	Akasha Anderson	Kendal Kemp	Bella Bell	Zoe Slaughter	Kyla Swanson	Sarah Morton	Jackie Barrett
Sept. 2	vs SMU	W, 3-1	Akasha Anderson	Kendal Kemp	Bella Bell	Zoe Slaughter	Kyla Swanson	Sarah Morton	Jackie Barrett
Sept. 3	at Florida State	W, 3-1	Akasha Anderson	Kendal Kemp	Bella Bell	Zoe Slaughter	Kyla Swanson	Sarah Morton	Jackie Barrett
Sept. 7	vs Middle Tennessee	L, 1-3	Bel Zimmerman	Kendal Kemp	Bella Bell	Zoe Slaughter	Kyla Swanson	Sarah Morton	Jackie Barrett
Sept. 8	vs Charleston Southern	W, 3-1	Madison Scheer	Kendal Kemp	Bel Zimmerman	Fallan Lanham	Chelsey Harmon	Sarah Morton	Jackie Barrett
Sept. 9	vs Mercer	W, 3-0	Bel Zimmerman	Kendal Kemp	Zoe Slaughter	Fallan Lanham	Chelsey Harmon	Sarah Morton	Jackie Barrett
Sept. 14	at South Alabama	W, 3-2	Akasha Anderson	Kendal Kemp	Bel Zimmerman	Fallan Lanham	Kyla Swanson	Zoe Slaughter	Jackie Barrett
Sept. 15	vs UAB	W, 3-1	Akasha Anderson	Kendal Kemp	Bel Zimmerman	Paige Thibault	Kyla Swanson	Zoe Slaughter	Jackie Barrett
Sept. 16	vs Samford	W, 3-1	Akasha Anderson	Kendal Kemp	Bel Zimmerman	Madison Scheer	Kyla Swanson	Zoe Slaughter	Jackie Barrett
Sept. 22	vs #3 Florida	L, 2-3	Akasha Anderson	Kyla Swanson	Bella Bell	Paige Thibault	Chelsey Harmon	Sarah Morton	Jackie Barrett
Sept. 24	vs Ole Miss	W, 3-1	Akasha Anderson	Kyla Swanson	Bella Bell	Paige Thibault	Chelsey Harmon	Sarah Morton	Jackie Barrett

## 2023 AUBURN MATCH-BY-MATCH LEADERS

DATE	OPPONENT	RESULT	KILLS	ASSISTS	ACES	DIGS	BLOCKS	HIT PCT. (MIN 10 ATT.)
Aug. 25	vs Coppin State	W, 3-1	Scheer/Anderson (16)	Dunn (43)	Swanson (2)	Morton (24)	Swanson (6)	Bell (.480)
Aug. 26	vs McNeese	W, 3-0	Anderson (14)	Barrett (31)	Anderson (4)	Anderson (8)	Kemp (5)	Zimmerman (.400)
Aug. 26	vs Jacksonville State	W, 3-0	Anderson (10)	Dunn (16)	Zimmerman (3)	Lanham (11)	Swanson (3)	Bell (.750)
Sept. 2	vs SMU	W, 3-1	Scheer (18)	Barrett (36)	Anderson (2)	Morton (17)	Kemp (4)	Swanson (.500)
Sept. 3	at Florida State	W, 3-1	Anderson (15)	Barrett (44)	Slaughter (2)	Barrett (11)	Swanson/Barrett (4)	Swanson (.467)
Sept. 7	vs Middle Tennessee	L, 1-3	Zimmerman (11)	Barrett (39)	Barrett/Lanham (1)	3 players (10)	Kemp (5)	Swanson (.333)
Sept. 8	vs Charleston Southern	W, 3-1	Zimmerman (17)	Barrett (41)	Harmon (4)	Zimmerman (16)	Harmon (7)	Kemp (.526)
Sept. 9	vs Mercer	W, 3-0	Zimmerman (14)	Barrett (31)	Barrett (5)	Morton (10)	Kemp (7)	Kemp (.500)
Sept. 14	at South Alabama	W, 3-2	Anderson (26)	Barrett (48)	Barrett (5)	Slaughter (29)	Zimmerman (6)	Kemp (.455)
Sept. 15	vs UAB	W, 3-1	Zimmerman (16)	Barrett (35)	Zimmerman/Thibault (2)	Zimmerman (12)	Kemp (10)	Zimmerman (.306)
Sept. 16	vs Samford	W, 3-1	Anderson (19)	Barrett (46)	Thibault (2)	Slaughter (16)	Swanson (3)	Anderson (.410)
Sept. 22	vs #3 Florida	L, 2-3	Anderson (18)	Barrett (40)	Anderson (2)	Morton (13)	Swanson/Anderson (3)	Bell (.214)
Sept. 24	vs Ole Miss	W, 3-1	Anderson (20)	Barrett (42)	Zimmerman (3)	Morton (20)	Harmon (8)	Harmon (.417)

## 2023 OVERALL STATISTICS

### Game Records

Overall	Conference	Home	Away	Neutral
11 - 2	1 - 1	6 - 2	2 - 0	3 - 0

### Team Box Score

#	Player	SP	Attack					Set		Serve			Dig			Blocking					PTS	
			K	K/S	E	TA	PCT	A	A/S	SA	SE	SA/S	RE	DIG	DIG/S	BS	BA	TOT/S	BLK/S	BE		BHE
1	Scheer, Madison	48	148	3.08	49	388	.255	3	0.06	0	0	0.00	3	19	0.40	1	19	20	0.42	1	0	158.5
2	Morton, Sarah	38	2	0.05	0	7	.286	37	0.97	3	24	0.08	6	124	3.26	0	0	0	0.00	0	0	5.0
3	Anderson, Akasha	40	161	4.03	67	440	.214	6	0.15	14	23	0.35	9	80	2.00	1	16	17	0.43	2	0	184.0
4	Lanham, Fallan	27	0	0.00	0	2	.000	6	0.22	6	6	0.22	1	52	1.93	0	0	0	0.00	0	0	6.0
5	Bell, Bella	31	85	2.74	23	189	.328	2	0.06	0	0	0.00	1	11	0.35	1	22	23	0.74	3	0	97.0
6	Swanson, Kyla	49	65	1.33	27	165	.230	4	0.08	3	13	0.06	0	13	0.27	4	44	48	0.98	2	0	94.0
7	Dunn, Peyton	6	4	0.67	1	7	.429	59	9.83	1	7	0.17	0	8	1.33	0	2	2	0.33	0	0	6.0
8	Kemp, Kendal	40	67	1.68	18	122	.402	0	0.00	1	3	0.03	0	4	0.10	6	46	52	1.30	7	0	97.0
9	Slaughter, Zoe	51	0	0.00	0	8	.000	21	0.41	4	18	0.08	9	117	2.29	0	0	0	0.00	0	0	4.0
10	Barrett, Jackie	46	34	0.74	5	71	.408	447	9.72	15	10	0.33	0	113	2.46	1	26	27	0.59	2	3	63.0
12	Zimmerman, Bel	44	94	2.14	27	251	.267	7	0.16	18	27	0.41	7	52	1.18	2	18	20	0.45	6	0	123.0
13	Thibault, Paige	32	1	0.03	0	4	.250	10	0.31	5	15	0.16	5	58	1.81	0	0	0	0.00	0	0	6.0
14	Harmon, Chelsey	26	25	0.96	5	50	.400	4	0.15	8	7	0.31	0	7	0.27	1	25	26	1.00	4	0	46.5
17	Tanton, Cassidy	1	1	1.00	1	5	.000	0	0.00	0	0	0.00	1	0	0.00	0	0	0	0.00	0	0	1.0
22	Handel, Sydney	13	0	0.00	0	1	.000	0	0.00	0	5	0.00	1	10	0.77	0	0	0	0.00	0	0	0.0
AUBURN		51	687	13.47	223	1710	.271	606	11.88	78	158	1.53	58	668	13.10	17	218	126	2.47	27	3	891.0
Opponents		51	569	11.16	293	1658	.166	529	10.37	58	110	1.14	78	695	13.63	16	128	80	1.57	38	14	707.0

### Team statistics

	AUB	OPP
<b>ATTACK</b>		
Kills	687	569
Errors	223	293
Total Attacks	1710	1658
Attack Pct	.271	.166
Kills/Set	13.47	11.16
<b>SET</b>		
Assists	606	529
Attempts	1677	1720
Assist Pct	.361	.308
Assists/Set	11.88	10.37
<b>SERVE</b>		
Aces	78	58
Errors	158	110
Attempts	1195	1045
Serve Pct	.868	.895
Aces/Set	1.53	1.14
<b>SERVE RECEPTIONS</b>		
Errors	58	78
Errors/Set	1.14	1.53
Attempts	935	1037
Reception Pct	.938	.999
<b>DEFENSE</b>		
Digs	668	695
Digs/Set	13.10	13.63
<b>BLOCKING</b>		
Block solo	17	16
Block Assist	218	128
Total Blocks	126	80
Blocks/Set	2.47	1.57
Block Errors	27	38
Ball handling errors	3	14
<b>ATTENDANCE</b>		
Total	9169	1579
Dates/Avg Per Date	8/1146	2/790
Neutral Site #/Avg	3/67	-
Current win streak	0	-
Home win streak	0	-

### Team Results

Date	Opponent	Score	Score-by-set	Att.
08/25/2023	Coppin St.	W 3-1	24-26,25-17,25-15,25-18	1124
08/26/2023	McNeese	W 3-0	25-15,25-15,25-22	579
08/26/2023	Jacksonville St.	W 3-0	25-12,25-11,26-24	1125
09/02/2023	vs SMU	W 3-1	25-22,17-25,25-20,25-21	50
09/03/2023	at Florida St.	W 3-1	30-28,25-21,19-25,25-23	361
09/07/2023	Middle Tenn.	L 1-3	25-22,15-25,23-25,22-25	790
09/08/2023	Charleston So.	W 3-1	23-25,25-16,25-9,25-19	1063
09/09/2023	Mercer	W 3-0	25-15,25-20,25-11	967
09/14/2023	at South Alabama	W 3-2	27-25,23-25,19-25,25-23,15-8	1218
09/15/2023	vs UAB	W 3-1	25-15,26-24,21-25,25-19	87
09/16/2023	vs Samford	W 3-1	25-19,20-25,26-24,25-11	65
* 09/22/2023	Florida	L 2-3	25-20,24-26,26-24,19-25,15-17	2393
* 09/24/2023	Ole Miss	W 3-1	21-25,25-21,25-10,27-25	1128

## 2023 SEC STATISTICS

### Game Records

Overall	Conference	Home	Away	Neutral
1 - 1	1 - 1	1 - 1	0 - 0	0 - 0

### Team Box Score

##	Player	SP	Attack					Set		Serve			Dig		Blocking					PTS		
			K	K/S	E	TA	PCT	A	A/S	SA	SE	SA/S	RE	DIG	DIG/S	BS	BA	TOT/S	BLK/S		BE	BHE
1	Scheer, Madison	9	27	3.00	8	78	.244	1	0.11	0	0	0.00	0	5	0.56	0	1	1	0.11	0	0	27.5
2	Morton, Sarah	9	1	0.11	0	1	1.000	10	1.11	1	6	0.11	1	33	3.67	0	0	0	0.00	0	0	2.0
3	Anderson, Akasha	9	38	4.22	23	120	.125	1	0.11	3	7	0.33	0	19	2.11	0	5	5	0.56	0	0	43.5
5	Bell, Bella	9	20	2.22	9	58	.190	1	0.11	0	0	0.00	0	6	0.67	1	6	7	0.78	0	0	24.0
6	Swanson, Kyla	9	9	1.00	4	29	.172	0	0.00	0	0	0.00	0	0	0.00	1	4	5	0.56	0	0	12.0
9	Slaughter, Zoe	9	0	0.00	0	0	.000	2	0.22	0	3	0.00	0	18	2.00	0	0	0	0.00	0	0	0.0
10	Barrett, Jackie	9	8	0.89	1	19	.368	82	9.11	2	3	0.22	0	29	3.22	0	3	3	0.33	1	0	11.5
12	Zimmerman, Bel	9	0	0.00	0	0	.000	1	0.11	3	5	0.33	0	2	0.22	0	0	0	0.00	0	0	3.0
13	Thibault, Paige	9	0	0.00	0	2	.000	3	0.33	1	6	0.11	3	20	2.22	0	0	0	0.00	0	0	1.0
14	Harmon, Chelsey	9	10	1.11	3	22	.318	0	0.00	0	0	0.00	0	3	0.33	0	10	10	1.11	2	0	15.0
<b>AUBURN</b>		<b>9</b>	<b>113</b>	<b>12.56</b>	<b>48</b>	<b>329</b>	<b>.198</b>	<b>101</b>	<b>11.22</b>	<b>10</b>	<b>30</b>	<b>1.11</b>	<b>6</b>	<b>135</b>	<b>15.00</b>	<b>2</b>	<b>29</b>	<b>16.5</b>	<b>1.83</b>	<b>3</b>	<b>0</b>	<b>139.5</b>
<b>Opponents</b>		<b>9</b>	<b>104</b>	<b>11.56</b>	<b>53</b>	<b>323</b>	<b>.158</b>	<b>96</b>	<b>10.67</b>	<b>6</b>	<b>25</b>	<b>0.67</b>	<b>10</b>	<b>144</b>	<b>16.00</b>	<b>2</b>	<b>34</b>	<b>19</b>	<b>2.11</b>	<b>2</b>	<b>3</b>	<b>129.0</b>

### Team statistics

	AUB	OPP
<b>ATTACK</b>		
Kills	113	104
Errors	48	53
Total Attacks	329	323
Attack Pct	.198	.158
Kills/Set	12.56	11.56
<b>SET</b>		
Assists	101	96
Attempts	324	330
Assist Pct	.312	.291
Assists/Set	11.22	10.67
<b>SERVE</b>		
Aces	10	6
Errors	30	25
Attempts	206	193
Serve Pct	.854	.870
Aces/Set	1.11	0.67
<b>SERVE RECEPTIONS</b>		
Errors	6	10
Errors/Set	0.67	1.11
Attempts	168	176
Reception Pct	.964	.994
<b>DEFENSE</b>		
Digs	135	144
Digs/Set	15.00	16.00
<b>BLOCKING</b>		
Block solo	2	2
Block Assist	29	34
Total Blocks	16.5	19
Blocks/Set	1.83	2.11
Block Errors	3	2
Ball handling errors	0	3
<b>ATTENDANCE</b>		
Total	3521	0
Dates/Avg Per Date	2/1761	0/0
Neutral Site #/Avg	0/0	-
Current win streak	0	-
Home win streak	0	-

### Team Results

Date	Opponent		Score	Score-by-set	Att.
* 09/22/2023	Florida	L	2-3	25-20,24-26,26-24,19-25,15-17	2393
* 09/24/2023	Ole Miss	W	3-1	21-25,25-21,25-10,27-25	1128

## 2023 STATISTICAL LEADERS

## Attack (by PCT)

#	Player	S	K	K/S	E	TA	PCT
7	Dunn, Peyton	6	4	0.67	1	7	.429
10	Barrett, Jackie	46	34	0.74	5	71	.408
8	Kemp, Kendal	40	67	1.68	18	122	.402
14	Harmon, Chelsey	26	25	0.96	5	50	.400
5	Bell, Bella	31	85	2.74	23	189	.328
2	Morton, Sarah	38	2	0.05	0	7	.286
12	Zimmerman, Bel	44	94	2.14	27	251	.267
1	Scheer, Madison	48	148	3.08	49	388	.255
13	Thibault, Paige	32	1	0.03	0	4	.250
6	Swanson, Kyla	49	65	1.33	27	165	.230
3	Anderson, Akasha	40	161	4.03	67	440	.214
4	Lanham, Fallan	27	0	0.00	0	2	.000
17	Tanton, Cassidy	1	1	1.00	1	5	.000
9	Slaughter, Zoe	51	0	0.00	0	8	.000
22	Handel, Sydney	13	0	0.00	0	1	.000

## Kill (by K)

#	Player	S	K	K/S
3	Anderson, Akasha	40	161	4.03
1	Scheer, Madison	48	148	3.08
12	Zimmerman, Bel	44	94	2.14
5	Bell, Bella	31	85	2.74
8	Kemp, Kendal	40	67	1.68
6	Swanson, Kyla	49	65	1.33
10	Barrett, Jackie	46	34	0.74
14	Harmon, Chelsey	26	25	0.96
7	Dunn, Peyton	6	4	0.67
2	Morton, Sarah	38	2	0.05
13	Thibault, Paige	32	1	0.03
17	Tanton, Cassidy	1	1	1.00
4	Lanham, Fallan	27	0	0.00
9	Slaughter, Zoe	51	0	0.00
22	Handel, Sydney	13	0	0.00

## Set (by A/S)

#	Player	S	A	A/S	TA	PCT
7	Dunn, Peyton	6	59	9.83	141	.411
10	Barrett, Jackie	46	447	9.72	1145	.384
2	Morton, Sarah	38	37	0.97	133	.248
9	Slaughter, Zoe	51	21	0.41	64	.313
13	Thibault, Paige	32	10	0.31	30	.300
4	Lanham, Fallan	27	6	0.22	26	.231
12	Zimmerman, Bel	44	7	0.16	22	.273
14	Harmon, Chelsey	26	4	0.15	15	.267
3	Anderson, Akasha	40	6	0.15	38	.105
6	Swanson, Kyla	49	4	0.08	25	.040
5	Bell, Bella	31	2	0.06	9	.222
1	Scheer, Madison	48	3	0.06	17	.118
8	Kemp, Kendal	40	0	0.00	8	.000
17	Tanton, Cassidy	1	0	0.00	0	.000
22	Handel, Sydney	13	0	0.00	4	.000

## Serve (by SA/S)

#	Player	S	SA	SE	SA/S	TA	PCT
12	Zimmerman, Bel	44	18	27	0.41	157	.828
3	Anderson, Akasha	40	14	23	0.35	147	.844
10	Barrett, Jackie	46	15	10	0.33	175	.943
14	Harmon, Chelsey	26	8	7	0.31	76	.908
4	Lanham, Fallan	27	6	6	0.22	107	.944
7	Dunn, Peyton	6	1	7	0.17	15	.533
13	Thibault, Paige	32	5	15	0.16	89	.831
2	Morton, Sarah	38	3	24	0.08	137	.825
9	Slaughter, Zoe	51	4	18	0.08	191	.906
6	Swanson, Kyla	49	3	13	0.06	59	.780
8	Kemp, Kendal	40	1	3	0.03	6	.500
5	Bell, Bella	31	0	0	0.00	1	1.000
1	Scheer, Madison	48	0	0	0.00	2	1.000
17	Tanton, Cassidy	1	0	0	0.00	0	.000
22	Handel, Sydney	13	0	5	0.00	33	.848

## Block (by BLK/S)

#	Player	S	BS	BA	TOTAL	BLK/S
8	Kemp, Kendal	40	6	46	52.0	1.30
14	Harmon, Chelsey	26	1	25	26.0	1.00
6	Swanson, Kyla	49	4	44	48.0	0.98
5	Bell, Bella	31	1	22	23.0	0.74
10	Barrett, Jackie	46	1	26	27.0	0.59
12	Zimmerman, Bel	44	2	18	20.0	0.45
3	Anderson, Akasha	40	1	16	17.0	0.43
1	Scheer, Madison	48	1	19	20.0	0.42
7	Dunn, Peyton	6	0	2	2.0	0.33
4	Lanham, Fallan	27	0	0	0.0	0.00
13	Thibault, Paige	32	0	0	0.0	0.00
2	Morton, Sarah	38	0	0	0.0	0.00
9	Slaughter, Zoe	51	0	0	0.0	0.00
17	Tanton, Cassidy	1	0	0	0.0	0.00
22	Handel, Sydney	13	0	0	0.0	0.00

## Defense (by DIG/S)

#	Player	S	DIG	DIG/S	BHE
2	Morton, Sarah	38	124	3.26	0
10	Barrett, Jackie	46	113	2.46	3
9	Slaughter, Zoe	51	117	2.29	0
3	Anderson, Akasha	40	80	2.00	0
4	Lanham, Fallan	27	52	1.93	0
13	Thibault, Paige	32	58	1.81	0
7	Dunn, Peyton	6	8	1.33	0
12	Zimmerman, Bel	44	52	1.18	0
22	Handel, Sydney	13	10	0.77	0
1	Scheer, Madison	48	19	0.40	0
5	Bell, Bella	31	11	0.35	0
14	Harmon, Chelsey	26	7	0.27	0
6	Swanson, Kyla	49	13	0.27	0
8	Kemp, Kendal	40	4	0.10	0
17	Tanton, Cassidy	1	0	0.00	0

## Points (by POINTS/S)

#	Player	S	POINTS	POINTS/S
3	Anderson, Akasha	40	184.0	4.60
1	Scheer, Madison	48	158.5	3.30
5	Bell, Bella	31	97.0	3.13
12	Zimmerman, Bel	44	123.0	2.80
8	Kemp, Kendal	40	97.0	2.43
6	Swanson, Kyla	49	94.0	1.92
14	Harmon, Chelsey	26	46.5	1.79
10	Barrett, Jackie	46	63.0	1.37
7	Dunn, Peyton	6	6.0	1.00
17	Tanton, Cassidy	1	1.0	1.00
4	Lanham, Fallan	27	6.0	0.22
13	Thibault, Paige	32	6.0	0.19
2	Morton, Sarah	38	5.0	0.13
9	Slaughter, Zoe	51	4.0	0.08
22	Handel, Sydney	13	0.0	0.00

## Receptions (by PCT)

#	Player	S	RE	RE/S	TA	PCT
8	Kemp, Kendal	40	0	0.00	1	1.000
6	Swanson, Kyla	49	0	0.00	1	1.000
10	Barrett, Jackie	46	0	0.00	2	1.000
4	Lanham, Fallan	27	1	0.04	83	.988
2	Morton, Sarah	38	6	0.16	158	.962
1	Scheer, Madison	48	3	0.06	69	.957
13	Thibault, Paige	32	5	0.16	111	.955
9	Slaughter, Zoe	51	9	0.18	192	.953
3	Anderson, Akasha	40	9	0.23	172	.948
12	Zimmerman, Bel	44	7	0.16	111	.937
22	Handel, Sydney	13	1	0.08	14	.929
17	Tanton, Cassidy	1	1	1.00	4	.750
5	Bell, Bella	31	1	0.03	2	.500
14	Harmon, Chelsey	26	0	0.00	0	.000
7	Dunn, Peyton	6	0	0.00	0	.000
TM	TEAM	-	15	0.29	-	-

**TEAM KILLS - SIDOUT ERA**

	KILLS	OPPONENT (SETS)	DATE
1.	114	vs. Kentucky (5)	10/5/97
2.	107	at Tulane (5)	11/10/90
3.	99	vs. Georgia Tech (5)	9/14/95
4.	96	vs. Butler (5)	9/10/94
5.	95	vs. Pittsburgh (5)	9/13/91
6.	94	vs. Lamar (5)	9/24/88
7.	91	vs. LSU (5)	11/13/94
8.	90	at Ole Miss (5)	10/13/96
9.	89	vs. Arkansas (4)	10/20/96
10.	88	at Rhode Island (5)	9/5/97
	88	vs. Mississippi State (4)	10/24/97
	88	vs. Mississippi State (5)	11/12/00

**TEAM KILLS - RALLY ERA**

	KILLS	OPPONENT (SETS)	DATE
1.	84	vs. Virginia Tech (5)	9/2/06
	84	at Georgia (5)	9/17/06
3.	82	vs. Georgia Southern (5)	9/2/05
4.	81	at Mercer (5)	9/8/04
5.	80	vs. Kentucky (5)	10/1/06
	80	vs. Ole Miss (5)	10/24/03
7.	79	at Alabama (5)	10/30/11
8.	77	vs. Ole Miss (5)	10/26/18
9.	75	at South Carolina (5)	11/16/14
	75	at Georgia (5)	11/2/14
	75	vs. Green Bay (5)	9/5/13
	75	vs. Tennessee State (4)	8/25/07
	75	vs. Arkansas (5)	10/8/04
	75	at LSU (5)	10/25/15

**TEAM ASSISTS - RALLY ERA**

	AST.	OPPONENT (SETS)	DATE
1.	79	vs. Georgia Southern (5)	9/2/05
2.	77	at Mercer (5)	9/8/04
3.	76	at Georgia (5)	9/17/06
4.	74	vs. South Carolina (5)	10/5/14
	74	at Alabama (5)	10/30/11
	74	vs. Ole Miss (5)	9/24/03
7.	72	at Georgia (5)	11/2/14
	72	vs. Tennessee State (4)	8/25/07
	72	at LSU (5)	10/25/15
	72	vs. Ole Miss (5)	10/26/18

**TEAM DIGS - RALLY ERA**

	DIGS	OPPONENT (SETS)	DATE
1.	112	at LSU (5)	11/15/13
2.	109	at LSU (5)	10/25/15
3.	107	vs. Northwestern State (5)	9/20/14
4.	<b>105</b>	<b>vs. Nicholls St. (4)</b>	<b>9/17/21</b>
5.	99	at Ole Miss (5)	10/18/16
6.	97	vs. Georgia (4)	11/7/07
	97	vs. LSU (5)	10/5/15
	97	at Tennessee (5)	10/4/17
9.	94	at Tennessee (5)	11/16/12
10.	93	at Georgia (5)	9/17/06
	93	vs. Tennessee (4)	11/9/17

**TEAM ACES - RALLY ERA**

	ACES	OPPONENT (SETS)	DATE
1.	18	vs. Delaware State (3)	9/13/03
2.	16	vs. Tennessee State (4)	8/25/07
	16	vs. Southeastern Louisiana (3)	9/9/06
4.	<b>14</b>	<b>at South Alabama (5)</b>	<b>9/14/23</b>
	14	vs. Troy (3)	8/27/10
	14	vs. Alabama State (3)	9/5/03
7.	13	vs. Tennessee State (5)	8/30/19
	13	at SMU (5)	8/26/06
	13	vs. Mississippi State (5)	10/26/03
10.	12	vs. Louisiana Tech (4)	9/7/07
	12	at Lafayette (3)	9/12/03
	12	vs. Grambling State (3)	9/1/05

**TEAM TOTAL BLOCKS - RALLY ERA**

	BLK	OPPONENT (SETS)	DATE
1.	<b>19.0</b>	<b>vs. UAB (4)</b>	<b>9/15/23</b>
2.	<b>18.0</b>	<b>vs. Georgia (5)</b>	<b>10/9/22</b>
	<b>18.0</b>	<b>vs. Alabama (5)</b>	<b>10/2/21</b>
	18.0	vs. South Florida (5)	9/13/14
5.	<b>17.0</b>	<b>vs. Troy (4)</b>	<b>9/10/22</b>
	<b>17.0</b>	<b>at Arkansas (5)</b>	<b>10/10/21</b>
	<b>17.0</b>	<b>at South Carolina (4)</b>	<b>10/29/20</b>
	17.0	at Georgia Southern (5)	9/12/09
	17.0	vs. Mississippi State (5)	11/5/04
10.	<b>16.5</b>	<b>at Alabama (4)</b>	<b>9/24/22</b>

**TEAM HITTING - ALL ERAS**

	PCT.	OPPONENT (SETS)	DATE
1.	.530 (41-6-66)	vs. LSU (3)	11/2/97
2.	.514 (65-11-105)	at Ole Miss (3)	10/18/98
3.	.489 (52-6-94)	vs. Alabama A&M (3)	8/29/09
4.	.487 (46-8-78)	vs. Navy (3)	9/15/00
5.	.485 (38-6-66)	vs. Drexel (3)	9/10/93
	.485 (53-5-99)	vs. Eastern Illinois (3)	9/1/18
7.	.474 (52-7-95)	at South Carolina (3)	10/26/12
8.	.472 (40-6-72)	vs. Delaware State (3)	9/13/03
9.	.471 (54-5-104)	vs. Mississippi State (3)	11/29/14
10.	.469 (35-5-64)	vs. Alabama A&M (3)	8/28/09
11.	.468 (N/A)	vs. Alabama State (3)	10/8/87
12.	.462 (52-9-93)	at Georgia State (3)	8/28/07
13.	.455 (55-9-101)	vs. Alabama (3)	11/10/98
14.	.450 (42-6-80)	vs. Mercer (3)	9/5/13
15.	.448 (50-11-87)	vs. Grambling (3)	9/1/05
16.	.440 (43-10-75)	vs. Chicago State (3)	9/11/99
	.440 (55-11-100)	vs. UAB (3)	9/3/00
18.	.429 (49-10-91)	at LSU (3)	9/26/97
19.	.420 (45-8-88)	vs. Lipscomb (3)	9/20/03
20.	.422 (43-8-83)	at Georgia Tech (3)	8/25/17

Records set in the Brent Crouch era are listed in **BOLD**.

**TEAM MATCH RECORDS (BY SET)****KILLS**

SETS	KILLS	OPPONENT	DATE
3s	76	vs. LSU	10/18/96
4s	89	vs. Arkansas	10/20/9
5s	114	vs. Kentucky	10/5/97

**ATTACKS**

SETS	ATT.	OPPONENT	DATE
3s	160	vs. South Carolina	10/19/97
4s	213	at Ole Miss	10/3/93
5s	229	at LSU	11/15/13

**HITTING PERCENTAGE (MIN. 10 KILLS)**

SETS	PCT.	OPPONENT	DATE
3s	.530 (41-6-66)	vs. LSU	11/2/97
4s	.365 (70-20-137)	vs. Alabama	11/6/97
5s	.362 (74-20-149)	at Minnesota	9/19/98

**BLOCKS - SOLO**

SETS	BLK	OPPONENT	DATE
3s	8 (3x)	last, vs. IUPUI	9/4/98
4s	10	at Tennessee Tech	10/14/88
5s	13	vs. NC State	9/21/91

**BLOCKS - ASSISTS**

SETS	BLK	OPPONENT	DATE
3s	27	at Samford	10/3/00
4s	<b>34</b>	<b>vs UAB</b>	<b>9/15/23</b>
5s	28 (3x)	last, vs. Mississippi State	11/12/00

**TOTAL BLOCKS**

SETS	BLK	OPPONENT	DATE
3s	15.0	vs. Alabama	11/5/93
	15.0	at South Carolina	10/17/10
4s	<b>19.0</b>	<b>vs UAB</b>	<b>9/15/23</b>
5s	<b>18.0</b>	<b>vs. Georgia</b>	<b>10/9/22</b>
	18.0	vs. South Florida	9/13/14

**DIGS**

SETS	DIGS	OPPONENT	DATE
3s	76	at Ole Miss	11/16/07
4s	115	vs. NE Louisiana	9/12/86
5s	117	vs. Central Florida	11/8/86

**ASSISTS**

SETS	AST	OPPONENT	DATE
3s	60	vs. Pittsburgh	8/31/97
4s	77	vs. Mississippi State	10/24/97
5s	100	vs. Kentucky	10/5/97

**SERVICE ACES**

SETS	ACE	OPPONENT	DATE
3s	18	vs. Delaware State	9/13/03
4s	16	vs. Tennessee State	8/25/07
5s	<b>14</b>	<b>at South Alabama</b>	<b>9/14/23</b>

**INDIVIDUAL KILLS**

	KILLS	PLAYER-OPPONENT (SETS)	DATE
1.	30	Ashlee Johns vs. Arkansas (5)	10/8/04
2.	29	<b>Rebekah Rath at Arkansas (4)</b>	<b>10/9/21</b>
3.	27	Kelly Fidero at Alabama (5)	10/30/11
4.	26	<b>Akasha Anderson at South Alabama (5)</b>	<b>9/14/23</b>
	26	<b>Akasha Anderson vs Mississippi St. (5)</b>	<b>9/28/22</b>
	26	Jessica Glover at Georgia (5)	9/17/06
	26	Camila Lago vs. Mississippi State (5)	10/26/03
8.	25	Macy Reece vs. South Florida (5)	9/13/14
	25	Rachel Shanks vs. Georgia (4)	11/7/07
	25	Jelena Sekulic at Arkansas (5)	10/7/07
	25	Rachel Shanks vs. Virginia Tech (5)	9/2/06
	25	Jennifer Amobi vs. Tennessee (4)	11/19/04
	25	<b>Rebekah Rath at Georgia St. (4)</b>	<b>8/26/22</b>

**INDIVIDUAL HITTING PCT. (MIN. 12 KILLS)**

	PCT.	PLAYER-OPPONENT (SETS)	DATE
1.	.773 (17-0-22)	Ashlee Johns vs. Delaware State (3)	9/13/03
2.	.722 (14-1-18)	Jonelle Wallace vs. Beth.-Cook. (3)	9/5/08
3.	<b>.706 (12-0-17)</b>	<b>Chelsey Harmon vs. Jackson St. (3)</b>	<b>9/17/22</b>
4.	.688 (12-1-16)	Shaina White vs. American (3)	9/8/18
5.	.667 (16-0-24)	Jonelle Wallace at Georgia (5)	11/24/10
6.	.650 (13-0-20)	Breanna Barksdale at Arkansas (5)	10/30/15
7.	.647 (13-1-17)	Alyssa Davis vs. Jacksonville State (5)	9/8/09
8.	.632 (12-0-19)	Courtney McDonald vs. Kentucky (5)	10/23/11
	.632 (12-0-19)	Camila Jersonsky vs. Austin Peay (4)	9/3/11
10.	.619 (14-1-21)	Camila Jersonsky vs. Miss. State (3)	11/3/13
	.619 (14-1-21)	Breanna Barksdale vs. Samford (4)	8/29/15
	.619 (14-1-21)	Shaina White vs. Furman (4)	8/26/17

**INDIVIDUAL TOTAL BLOCKS**

	BLK (S-A)	PLAYER-OPPONENT (SETS)	DATE
1.	12 (2-10)	<b>Tatum Shipes vs Alabama (4)</b>	<b>10/2/21</b>
	11 (4-7)	Breanna Barksdale at Florida (4)	11/23/16
3.	10 (1-9)	<b>Kendal Kemp vs UAB (4)</b>	<b>9/15/23</b>
	10 (1-9)	<b>Kendal Kemp vs. Georgia (5)</b>	<b>10/9/22</b>
	10 (1-9)	<b>Kendal Kemp vs. Georgia (4)</b>	<b>10/8/22</b>
	10 (2-8)	<b>Chelsey Harmon vs Troy (4)</b>	<b>9/10/22</b>
	10 (1-9)	<b>Tatum Shipes at Arkansas (4)</b>	<b>10/9/21</b>
	10 (0-10)	Stephanie Campbell vs. St. John's (5)	9/19/15
	10 (2-8)	Julie Bosler vs. South Carolina (5)	9/15/06
	10 (3-7)	Julie Bosler vs. Mississippi State (5)	11/5/04
	10 (2-8)	Julie Bosler vs. Mississippi State (5)	10/2/03
	10 (1-9)	Bailey Veit vs. Mercer (5)	9/20/03

**INDIVIDUAL SERVICE ACES**

	ACES	PLAYER-OPPONENT (SETS)	DATE
1.	7	Katherine Culwell vs. Tennessee (3)	11/22/13
	7	Maira Magallon vs. Delaware State (3)	9/13/03
3.	6	Brenna McIlroy at Missouri (4)	10/19/18
	6	Whitney Jacob vs. Arkansas (5)	10/15/06
5.	5	<b>Jackie Barrett at South Alabama (5)</b>	<b>9/14/23</b>
	5	<b>Jackie Barrett vs Mercer (3)</b>	<b>9/9/23</b>
	5	Rebekah Rath at Texas A&M (5)	11/5/21
	5	Jesse Earl at Florida State (5)	9/16/17
	5	Jesse Earl at Georgia (4)	10/2/16
	5	Alexa Filley vs. LSU (5)	10/4/15
	5	Liz Crouch vs. Troy (3)	8/27/10
	5	Rachel Shanks at South Alabama (3)	9/9/06
	5	Whitney Jacob vs. Louisiana-Monroe (3)	8/25/06
	5	Whitney Jacob vs. Mississippi State (4)	10/23/05
	5	Rachel Shanks vs. Clemson (3)	9/17/05
	5	Whitney Jacob vs. Grambling (3)	9/1/05
	5	Maira Magallon vs. Mississippi State (5)	10/26/03
	5	Maira Magallon at Lafayette (3)	9/12/03
	5	Maira Magallon vs. Bethune-Cookman (4)	9/6/03
	5	Jennifer Buckert vs. Alabama State (3)	9/5/03
	5	Brittany Diaz vs. Marist (4)	9/7/02
	5	Laura Hastings vs. Western Michigan (3)	9/1/01
	5	Grace Boyd at South Carolina (3)	10/26/01

**INDIVIDUAL ASSISTS**

	AST	PLAYER-OPPONENT (SETS)	DATE
1.	76	Jordan Elliott at Mercer (5)	9/8/04
2.	71	Maira Magallon vs. Ole Miss (5)	10/24/03
3.	68	Michele Ashmore vs. Georgia Southern (5)	9/2/05
4.	66	Joanna Pappas at Georgia (5)	9/17/06
5.	65	Maira Magallon vs. Arkansas (5)	10/8/04
	65	Nicki Gerig vs. Tennessee State (4)	8/25/07
7.	64	Jordan Elliott vs. Iowa State (5)	9/4/04
8.	63	Alexa Filley vs. South Carolina (5)	10/5/14
	63	Maira Magallon vs. Xavier (4)	11/26/04
	63	Sara Shanks at Arkansas (5)	10/7/07

**INDIVIDUAL DIGS**

	DIGS	PLAYER-OPPONENT (SETS)	DATE
1.	37	Payton White vs. Butler (5)	8/31/19
2.	36	Jelena Sekulic at Kentucky (5)	11/17/06
	36	Jesse Earl at Tennessee (5)	10/4/17
4.	34	Bailey Veit vs. Georgia Southern (5)	9/2/05
	34	Jesse Earl at Mississippi State (5)	11/13/15
6.	33	<b>Bella Rosenthal vs. Missouri (5)</b>	<b>10/17/21</b>
7.	33	Sarah Wroblecky at LSU (5)	11/15/13
	33	Jesse Earl at LSU (4)	11/15/17
9.	31	Liz Crouch at Mississippi State (3)	9/18/09
10.	30	Liz Crouch vs. Georgia (4)	11/7/07
	30	Jesse Earl at Florida State (5)	9/16/17

Records set in the Brent Crouch era are listed in **BOLD**

**INDIVIDUAL MATCH RECORDS (BY SET)**

**KILLS**

SETS	KILLS	PLAYER-OPPONENT	DATE
3s	25	Brooke McCarley vs. UAB	9/7/99
4s	29	Rebekah Rath at Arkansas	10/9/21
	29	Brooke McCarley at Kansas	9/11/99
5s	34	Bridgitte Sims vs. Tulane	11/10/90

**ATTACKS**

SETS	ATT.	PLAYER-OPPONENT	DATE
3s	56	Allyson Beecroft at Florida	9/30/94
4s	75	Rebekah Rath at Arkansas	10/9/21
5s	84	Rebekah Rath at Texas A&M	11/4/17

**HITTING PERCENTAGE (MIN. 10 KILLS)**

SETS	PCT.	PLAYER	DATE
3s	.773 (17-0-22)	Ashlee Johns	9/13/03
4s	.813 (13-0-16)	Laura Cookley	9/28/91
5s	.714 (10-0-14)	Dalia Naidzinaviciut	9/2/05

**BLOCKS - SOLO**

SETS	BLK	PLAYER-OPPONENT	DATE
3s	5	Gina Thomas vs. Georgetown	9/13/90
4s	5	Gina Thomas vs. Florida	10/12/90
5s	6	Tory Gutierrez vs. Louisville	10/21/89
	6	Lisa Harvey vs. Tuskegee	10/7/86

**BLOCKS - ASSISTS**

SETS	BLK	PLAYER-OPPONENT	DATE
3s	<b>9 (3x)</b>	<b>last, Kendal Kemp vs Belmont</b>	<b>8/26/22</b>
4s	11	Tory Gutierrez vs. Georgia State	10/3/89
5s	10	Jaunelle Hamilton vs. Mississippi St.	11/12/00
	10	Stephanie Campbell vs. St. John's	9/19/15

**TOTAL BLOCKS**

SETS	BLK	PLAYER-OPPONENT	DATE
3s	<b>9 (4x)</b>	<b>last, Kendal Kemp vs. Belmont</b>	<b>8/26/22</b>
4s	14	Tory Gutierrez vs. Georgia State	10/3/89
5s	12	Jaunelle Hamilton vs. Mississippi St.	11/12/00
	12	La'Toi Finley at Georgia Tech	9/14/95

**DIGS**

SETS	DIGS	PLAYER-OPPONENT	DATE
3s	31	Liz Crouch at Mississippi State	9/18/09
4s	34	Gretchen Thompson vs. ULM	9/12/86
5s	37	Payton White vs. Butler	8/31/19

**ASSISTS**

SETS	AST	PLAYER-OPPONENT	DATE
3s	64	Piper Craig vs. LSU	10/18/96
4s	76	Piper Craig vs. Arkansas	10/20/96
5s	92	Piper Craig vs. Kentucky	10/5/97

**SERVICE ACES**

SETS	ACE	PLAYER-OPPONENT	DATE
3s	10	Jenifer Kleyn vs. Seneca	10/5/90
4s	8	Terri Duckworth at UAB	11/1/88
5s	10	Jenifer Kleyn at Ole Miss	9/28/90



# #1 MADISON SCHEER

**PIN HITTER | 6-1 | SOPHOMORE  
EUREKA, MO. (EUREKA)**

## SCHEER'S HIGHLIGHTS:

- 2022 SEC All-Freshman Team
- Career-high 22 kills on .409 hitting versus Jacksonville State
- Named SEC Freshman of the Week and Player of the Week 9/26
- Hit over .300 11 times, over .400 seven times and over .500 twice in 2022
- Made her collegiate debut on Aug. 26 vs. Belmont

CATEGORY	CAREER HIGH	OPPONENT/DATE
Kills	22	at Jacksonville State (9/17/22)
Attempts	47	vs Georgia (10/9/22)
Hitting Percentage (Min. 10 ATT.)	.563	vs Alabama A&M (9/6/22)
Assists	1 (6x)	last vs Florida (9/22/23)
Digs	4	at LSU (10/5/22)
Blocks	6	at Alabama (9/24/22)
Aces	--	--
Points	23.0	at Jacksonville State (9/17/22)

CATEGORY	SEASON HIGH	OPPONENT/DATE
Kills	18	vs SMU (9/2/23)
Attempts	44	vs Florida (9/22/23)
Hitting Percentage (Min. 10 ATT.)	.343	vs Charleston Southern (9/8/23)
Assists	1 (3x)	last vs Florida (9/22/23)
Digs	3 (3x)	last vs Ole Miss (9/24/23)
Blocks	4 (2x)	last vs Charleston Southern (9/8/23)
Aces	--	--
Points	18.5	vs Coppin State (8/25/23)

## GAME BY GAME

Date	Opponent	SP	Attack				Set			Serve				Recept			Blocking				Team				
			K	E	TA	PCT	A	TA	PCT	SA	SE	TA	PCT	RE	TA	PCT	DIG	BS	BA	BE	TOTAL	BHE	POINTS	HIT%	SCORE
08/25/2023	Coppin St.	4	16	4	41	.293	0	1	.000	0	0	0	.000	0	3	1.000	3	1	3	0	4.0	0	18.5	.309	3-1
08/26/2023	Jacksonville St.	3	8	2	21	.286	1	1	1.000	0	0	0	.000	0	3	1.000	0	0	0	0	0.0	0	8.0	.395	3-0
09/02/2023	vs SMU	4	18	6	37	.324	0	0	.000	0	0	0	.000	0	9	1.000	1	0	0	0	0.0	0	18.0	.316	3-1
09/03/2023	at Florida St.	4	14	3	33	.333	1	2	.500	0	0	0	.000	0	3	1.000	0	0	2	1	2.0	0	15.0	.356	3-1
09/07/2023	Middle Tenn.	4	8	2	28	.214	0	2	.000	0	0	1	1.000	0	1	1.000	2	0	3	0	3.0	0	9.5	.221	1-3
09/08/2023	Charleston So.	*4	15	3	35	.343	0	0	.000	0	0	0	.000	1	7	.857	2	0	4	0	4.0	0	17.0	.245	3-1
09/09/2023	Mercer	3	12	4	28	.286	0	2	.000	0	0	0	.000	0	8	1.000	0	0	1	0	1.0	0	12.5	.346	3-0
09/14/2023	at South Alabama	5	10	7	39	.077	0	0	.000	0	0	0	.000	1	9	.889	3	0	1	0	1.0	0	10.5	.191	3-2
09/15/2023	vs UAB	4	7	5	21	.095	0	0	.000	0	0	0	.000	0	0	.000	3	0	4	0	4.0	0	9.0	.189	3-1
09/16/2023	vs Samford	*4	13	5	27	.296	0	3	.000	0	0	0	.000	1	1	.000	0	0	0	0	0.0	0	13.0	.386	3-1
09/22/2023	Florida	5	15	6	44	.205	1	2	.500	0	0	1	1.000	0	16	1.000	2	0	0	0	0.0	0	15.0	.196	2-3
09/24/2023	Ole Miss	4	12	2	34	.294	0	4	.000	0	0	0	.000	0	9	1.000	3	0	1	0	1.0	0	12.5	.199	3-1
<b>Totals</b>		<b>48</b>	<b>148</b>	<b>49</b>	<b>388</b>	<b>.255</b>	<b>3</b>	<b>17</b>	<b>.176</b>	<b>0</b>	<b>0</b>	<b>2</b>	<b>1.000</b>	<b>3</b>	<b>69</b>	<b>.957</b>	<b>19</b>	<b>1</b>	<b>19</b>	<b>1</b>	<b>20.0</b>	<b>0</b>	<b>158.5</b>		

### Player Averages

Sets Played	Kills per set	Assists per set	Service aces per set	Digs per set	Blocks per set	Points per set
48	3.08	0.06	0.00	0.40	0.42	3.30

## CAREER STATS

SEASON	TEAM	SM-MP	K	K/S	E	TA	PCT	A	A/S	SA	SA/S	SE	DIG	D/S	RE	BS	BA	TB	B/S	BE	BHE	PTS	PTS/S
2022-23	AUB	118-30	361	3.06	120	956	.252	3	0.03	0	0.00	0	45	0.38	3	3	46	49	0.42	4	2	387.0	3.28
2023-24	AUB	48-12	148	3.08	49	388	.255	3	0.06	0	0.00	0	19	0.40	3	1	19	20	0.42	1	0	158.5	3.30
<b>TOTAL</b>		<b>166 - 42</b>	<b>509</b>	<b>3.07</b>	<b>169</b>	<b>1344</b>	<b>.253</b>	<b>6</b>	<b>0.04</b>	<b>0</b>	<b>0.00</b>	<b>0</b>	<b>64</b>	<b>0.39</b>	<b>6</b>	<b>4</b>	<b>65</b>	<b>69</b>	<b>0.42</b>	<b>5</b>	<b>2</b>	<b>545.5</b>	<b>3.29</b>



# #2 SARAH MORTON

LIBERO | 5-7 | SOPHOMORE  
MUNSTER, IND. (MUNSTER)

### MORTON'S HIGHLIGHTS:

- Recorded 10+ digs in 26 of the 29 matches she's played in 2022
- Grabbed a career-high 26 digs vs Georgia on Oct. 9
- Named SEC Defensive Player of the Week 9/26
- Has started every game at libero when in the lineup
- Made her collegiate debut on Aug. 26 vs. Belmont

CATEGORY	CAREER HIGH	OPPONENT/DATE
Kills	1 (3x)	last vs Coppin State (8/25/23)
Attempts	3	vs Coppin State (8/25/23)
Hitting Percentage (Min. 10 ATT.)	--	--
Assists	9 (2x)	last vs SMU (9/2/23)
Digs	26	vs Georgia (10/9/22)
Blocks	--	--
Aces	3 (4x)	last at Missouri (10/15/22)
Points	3 (4x)	last at Missouri (10/15/22)

CATEGORY	SEASON HIGH	OPPONENT/DATE
Kills	1 (2x)	last vs Florida (9/22/23)
Attempts	3	vs Coppin State (8/25/23)
Hitting Percentage (Min. 10 ATT.)	--	--
Assists	9	vs SMU (9/2/23)
Digs	24	vs Coppin State (8/25/23)
Blocks	--	--
Aces	1 (3x)	last vs Florida (9/22/23)
Points	2	vs Florida (9/22/23)

### GAME BY GAME

Date	Opponent	SP	Attack				Set			Serve				Receipt			Blocking				Team				
			K	E	TA	PCT	A	TA	PCT	SA	SE	TA	PCT	RE	TA	PCT	DIG	BS	BA	BE	TOTAL	BHE	POINTS	HIT%	SCORE
08/25/2023	Coppin St.	4	1	0	3	.333	4	12	.333	0	2	20	.900	0	13	1.000	24	0	0	0	0.0	0	1.0	.309	3-1
08/26/2023	McNeese	3	0	0	0	.000	3	11	.273	0	1	7	.857	0	8	1.000	5	0	0	0	0.0	0	0.0	.333	3-0
08/26/2023	Jacksonville St.	3	0	0	0	.000	3	8	.375	1	0	13	1.000	0	8	1.000	3	0	0	0	0.0	0	1.0	.395	3-0
09/02/2023	vs SMU	4	0	0	1	.000	9	20	.450	0	2	15	.867	1	14	.929	17	0	0	0	0.0	0	0.0	.316	3-1
09/03/2023	at Florida St.	4	0	0	1	.000	5	16	.313	1	2	16	.875	2	31	.935	8	0	0	0	0.0	0	1.0	.356	3-1
09/07/2023	Middle Tenn.	4	0	0	1	.000	0	11	.000	0	6	14	.571	2	27	.926	10	0	0	0	0.0	0	0.0	.221	1-3
09/08/2023	Charleston So.	4	0	0	0	.000	2	14	.143	0	2	15	.867	0	16	1.000	14	0	0	0	0.0	0	0.0	.245	3-1
09/09/2023	Mercer	3	0	0	0	.000	1	4	.250	0	3	7	.571	0	10	1.000	10	0	0	0	0.0	0	0.0	.346	3-0
09/22/2023	Florida	5	1	0	1	1.000	5	17	.294	1	5	18	.722	0	16	1.000	13	0	0	0	0.0	0	2.0	.196	2-3
09/24/2023	Ole Miss	4	0	0	0	.000	5	20	.250	0	1	12	.917	1	15	.933	20	0	0	0	0.0	0	0.0	.199	3-1
<b>Totals</b>		<b>38</b>	<b>2</b>	<b>0</b>	<b>7</b>	<b>.286</b>	<b>37</b>	<b>133</b>	<b>.278</b>	<b>3</b>	<b>24</b>	<b>137</b>	<b>.825</b>	<b>6</b>	<b>158</b>	<b>.962</b>	<b>124</b>	<b>0</b>	<b>0</b>	<b>0</b>	<b>0.0</b>	<b>0</b>	<b>5.0</b>		

### Player Averages

Sets Played	Kills per set	Assists per set	Service aces per set	Digs per set	Blocks per set	Points per set
38	0.05	0.97	0.08	3.26	0.00	0.13

### CAREER STATS

SEASON	TEAM	SM-MP	K	K/S	E	TA	PCT	A	A/S	SA	SA/S	SE	DIG	D/S	RE	BS	BA	TB	B/S	BE	BHE	PTS	PTS/S
2022-23	AUB	119-30	2	0.02	1	11	.091	110	0.92	30	0.25	31	457	3.84	21	0	0	0	0.00	0	1	32.0	0.27
2023-24	AUB	38-10	2	0.05	0	7	.286	37	0.97	3	0.08	24	124	3.26	6	0	0	0	0.00	0	0	5.0	0.13
<b>TOTAL</b>		<b>157 - 40</b>	<b>4</b>	<b>0.03</b>	<b>1</b>	<b>18</b>	<b>.167</b>	<b>147</b>	<b>0.94</b>	<b>33</b>	<b>0.21</b>	<b>55</b>	<b>581</b>	<b>3.70</b>	<b>27</b>	<b>0</b>	<b>0</b>	<b>0</b>	<b>0.00</b>	<b>0</b>	<b>1</b>	<b>37.0</b>	<b>0.24</b>



# #3 AKASHA ANDERSON

**PIN HITTER | 6-3 | FRESHMAN**  
**RESTON, VA. (HERNDON)**



### ANDERSON'S HIGHLIGHTS:

- Named to All-SEC Team and All-Freshman Team
- Named AVCA South Region Freshman of the Year in 2022
- Had career-high 26 kills in win over Mississippi State
- Hit .526 with a team-high 12 kills vs. Marist
- Recorded 24 kills and 14 digs at UAB for first double-double
- Had eight double-doubles in 2022
- 2x SEC Freshman of the Week
- Made her collegiate debut on Aug. 26 vs. Belmont

CATEGORY	CAREER HIGH	OPPONENT/DATE
Kills	26 (2x)	last at South Alabama (9/14/23)
Attempts	77	at LSU (10/5/22)
Hitting Percentage (Min. 10 ATT.)	.526	vs Marist (8/27/22)
Assists	3 (2x)	last at Florida State (9/3/23)
Digs	18	at Alabama (9/25/22)
Blocks	5	vs Troy (9/10/22)
Aces	4 (3x)	last vs McNeese (8/26/23)
Points	29.5 (2x)	last vs Mississippi State (9/28/22)

CATEGORY	SEASON HIGH	OPPONENT/DATE
Kills	26	at South Alabama (9/14/23)
Attempts	69	at South Alabama (9/14/23)
Hitting Percentage (Min. 10 ATT.)	.410	vs Samford (9/16/23)
Assists	3	at Florida State (9/3/23)
Digs	11 (2x)	last vs UAB (9/15/23)
Blocks	4	vs UAB (9/15/23)
Aces	4	vs McNeese (8/26/23)
Points	28.5	at South Alabama (9/14/23)

### GAME BY GAME

Date	Opponent	SP	Attack				Set			Serve				Receipt			Blocking				Team				
			K	E	TA	PCT	A	TA	PCT	SA	SE	TA	PCT	RE	TA	PCT	DIG	BS	BA	BE	TOTAL	BHE	POINTS	HIT%	SCORE
08/25/2023	Coppin St.	*4	16	4	41	.293	0	3	.000	0	3	7	.571	0	16	1.000	5	0	1	0	1.0	0	16.5	.309	3-1
08/26/2023	McNeese	*3	14	5	35	.257	0	3	.000	4	3	13	.769	0	15	1.000	8	0	0	0	0.0	0	18.0	.333	3-0
08/26/2023	Jacksonville St.	*3	10	1	23	.391	0	1	.000	1	1	12	.917	1	5	.800	4	1	0	0	1.0	0	12.0	.395	3-0
09/02/2023	vs SMU	*4	12	7	41	.122	0	4	.000	2	3	22	.864	0	13	1.000	7	0	2	2	2.0	0	15.0	.316	3-1
09/03/2023	at Florida St.	*4	15	4	35	.314	3	7	.429	0	2	11	.818	1	14	.929	6	0	1	0	1.0	0	15.5	.356	3-1
09/14/2023	at South Alabama	*5	26	10	69	.232	0	3	.000	2	1	15	.933	3	25	.880	11	0	1	0	1.0	0	28.5	.191	3-2
09/15/2023	vs UAB	*4	11	10	37	.027	2	5	.400	1	2	22	.909	3	27	.889	11	0	4	0	4.0	0	14.0	.189	3-1
09/16/2023	vs Samford	*4	19	3	39	.410	0	4	.000	1	1	14	.929	1	26	.962	9	0	2	0	2.0	0	21.0	.386	3-1
09/22/2023	Florida	*5	18	11	60	.117	0	4	.000	2	5	17	.706	0	18	1.000	10	0	3	0	3.0	0	21.5	.196	2-3
09/24/2023	Ole Miss	*4	20	12	60	.133	1	4	.250	1	2	14	.857	0	13	1.000	9	0	2	0	2.0	0	22.0	.199	3-1
<b>Totals</b>		<b>40</b>	<b>161</b>	<b>67</b>	<b>440</b>	<b>.214</b>	<b>6</b>	<b>38</b>	<b>.158</b>	<b>14</b>	<b>23</b>	<b>147</b>	<b>.844</b>	<b>9</b>	<b>172</b>	<b>.948</b>	<b>80</b>	<b>1</b>	<b>16</b>	<b>2</b>	<b>17.0</b>	<b>0</b>	<b>184.0</b>		

### Player Averages

Sets Played	Kills per set	Assists per set	Service aces per set	Digs per set	Blocks per set	Points per set
40	4.03	0.15	0.35	2.00	0.43	4.60

### CAREER STATS

SEASON	TEAM	SM-MP	K	K/S	E	TA	PCT	A	A/S	SA	SA/S	SE	DIG	D/S	RE	BS	BA	TB	B/S	BE	BHE	PTS	PTS/S
2022-23	AUB	121-31	428	3.54	211	1240	.175	13	0.11	27	0.22	41	225	1.86	50	4	56	60	0.50	5	0	487.0	4.02
2023-24	AUB	40-10	161	4.03	67	440	.214	6	0.15	14	0.35	23	80	2.00	9	1	16	17	0.43	2	0	184.0	4.60
<b>TOTAL</b>		<b>161 - 41</b>	<b>589</b>	<b>3.66</b>	<b>278</b>	<b>1680</b>	<b>.185</b>	<b>19</b>	<b>0.12</b>	<b>41</b>	<b>0.25</b>	<b>64</b>	<b>305</b>	<b>1.89</b>	<b>59</b>	<b>5</b>	<b>72</b>	<b>77</b>	<b>0.48</b>	<b>7</b>	<b>0</b>	<b>671.0</b>	<b>4.17</b>

# #4 FALLAN LANHAM

LIBERO | 5-8 | JUNIOR  
LOUISVILLE, KY. (MERCY ACADEMY)



**LANHAM'S HIGHLIGHTS:**

- Grabbed a career-high 20 digs at LSU
- Recorded a career-high four aces at UAB
- Earned first collegiate start in Auburn's season opener versus Tennessee Tech on August 27

CATEGORY	CAREER HIGH	OPPONENT/DATE
Kills	2	vs. Missouri (9/12/21)
Attempts	8	at Arkansas (10/9/21)
Hitting Percentage (Min. 10 ATT.)		
Assists	3 (4x)	last vs Charleston Southern (9/8/23)
Digs	20	at LSU (10/5/22)
Blocks	1	at Georgia (10/22/21)
Aces	4	at UAB (9/9/22)
Points	4.0	at UAB (9/9/22)

CATEGORY	SEASON HIGH	OPPONENT/DATE
Kills	--	--
Attempts	1 (2x)	last at Florida State (9/3/23)
Hitting Percentage (Min. 10 ATT.)	--	--
Assists	3	vs Charleston Southern (9/8/23)
Digs	11	vs Jacksonville State (8/26/23)
Blocks	--	--
Aces	2	vs Jacksonville State (8/26/23)
Points	2.0	vs Jacksonville State (8/26/23)

**GAME BY GAME**

Date	Opponent	SP	Attack				Set			Serve				Receipt			Blocking				Team				
			K	E	TA	PCT	A	TA	PCT	SA	SE	TA	PCT	RE	TA	PCT	DIG	BS	BA	TB	TOTAL	BHE	POINTS	HIT%	SCORE
08/25/2023	Coppin St.	3	0	0	0	.000	0	1	.000	0	0	8	1.000	0	6	1.000	0	0	0	0	0.0	0	0.0	.309	3-1
08/26/2023	McNeese	1	0	0	0	.000	0	1	.000	0	0	3	1.000	0	2	1.000	2	0	0	0	0.0	0	0.0	.333	3-0
08/26/2023	Jacksonville St.	3	0	0	0	.000	1	5	.200	2	0	18	1.000	1	8	.875	11	0	0	0	0.0	0	2.0	.395	3-0
09/02/2023	vs SMU	4	0	0	1	.000	2	3	.667	1	1	16	.938	0	25	1.000	4	0	0	0	0.0	0	1.0	.316	3-1
09/03/2023	at Florida St.	4	0	0	1	.000	0	1	.000	1	1	19	.947	0	13	1.000	9	0	0	0	0.0	0	1.0	.356	3-1
09/07/2023	Middle Tenn.	4	0	0	0	.000	0	4	.000	1	2	17	.882	0	11	1.000	10	0	0	0	0.0	0	1.0	.221	1-3
09/08/2023	Charleston So.	*4	0	0	0	.000	3	6	.500	1	1	14	.929	0	11	1.000	8	0	0	0	0.0	0	1.0	.245	3-1
09/09/2023	Mercer	*3	0	0	0	.000	0	4	.000	0	1	10	.900	0	4	1.000	4	0	0	0	0.0	0	0.0	.346	3-0
09/14/2023	at South Alabama	*1	0	0	0	.000	0	1	.000	0	0	2	1.000	0	3	1.000	4	0	0	0	0.0	0	0.0	.191	3-2
<b>Totals</b>		<b>27</b>	<b>0</b>	<b>0</b>	<b>2</b>	<b>.000</b>	<b>6</b>	<b>26</b>	<b>.231</b>	<b>6</b>	<b>6</b>	<b>107</b>	<b>.944</b>	<b>1</b>	<b>83</b>	<b>.988</b>	<b>52</b>	<b>0</b>	<b>0</b>	<b>0</b>	<b>0.0</b>	<b>0</b>	<b>6.0</b>		

**Player Averages**

Sets Played	Kills per set	Assists per set	Service aces per set	Digs per set	Blocks per set	Points per set
27	0.00	0.22	0.22	1.93	0.00	0.22

**CAREER STATS**

SEASON	TEAM	SM-MP	K	K/S	E	TA	PCT	A	A/S	SA	SA/S	SE	DIG	D/S	RE	BS	BA	TB	B/S	BE	BHE	PTS	PTS/S
2021-22	AUB	103-28	7	0.07	8	85	-.012	17	0.17	5	0.05	15	192	1.86	21	0	1	1	0.01	0	0	12.5	0.12
2022-23	AUB	122-31	1	0.01	1	13	.000	15	0.12	35	0.29	33	198	1.62	28	0	0	0	0.00	0	0	36.0	0.30
2023-24	AUB	27-9	0	0.00	0	2	.000	6	0.22	6	0.22	6	52	1.93	1	0	0	0	0.00	0	0	6.0	0.22
<b>TOTAL</b>		<b>252 - 68</b>	<b>8</b>	<b>0.03</b>	<b>9</b>	<b>100</b>	<b>-.010</b>	<b>38</b>	<b>0.15</b>	<b>46</b>	<b>0.18</b>	<b>54</b>	<b>442</b>	<b>1.75</b>	<b>50</b>	<b>0</b>	<b>1</b>	<b>1</b>	<b>0.00</b>	<b>0</b>	<b>0</b>	<b>54.5</b>	<b>0.22</b>



# #5 BELLA BELL

MIDDLE BLOCKER | 6-4 | GRADUATE  
BLYTHEWOOD, S.C. (KENTUCKY)



**BELL'S HIGHLIGHTS:**

- Has hit over .400 in three matches this season
- National Champion in Kentucky
- Had the 3rd-highest hitting percentage in the SEC in 2022

CATEGORY	CAREER HIGH	OPPONENT/DATE
Kills	14	vs Coppin State (8/25/23)
Attempts	30	vs Ole Miss (9/24/23)
Hitting Percentage (Min. 10 ATT.)	.750	vs Jacksonville State (8/26/23)
Assists	1 (5x)	last vs Florida (9/22/23)
Digs	4	vs Ole Miss (9/24/23)
Blocks	10 (2x)	at Arkansas (10/7/22)
Aces	1	vs South Carolina (11/25/22)
Points	17.5	at Missouri (9/28/22)

CATEGORY	SEASON HIGH	OPPONENT/DATE
Kills	14	vs Coppin State (8/25/23)
Attempts	30	vs Ole Miss (9/24/23)
Hitting Percentage (Min. 10 ATT.)	.750	vs Jacksonville State (8/26/23)
Assists	1 (2x)	last vs Florida (9/22/23)
Digs	4	vs Ole Miss (9/24/23)
Blocks	7	vs Ole Miss (9/24/23)
Aces	--	--
Points	15.5	vs Coppin State (8/25/23)

**GAME BY GAME**

Date	Opponent	SP	Attack				Set			Serve			Recept			Blocking				Team						
			K	E	TA	PCT	A	TA	PCT	SA	SE	TA	PCT	RE	TA	PCT	DIG	BS	BA	BE	TOTAL	BHE	POINTS	HIT%	SCORE	
08/25/2023	Coppin St.	*4	14	2	25	.480	0	1	.000	0	0	0	.000	0	0	.000	1	0	3	0	3.0	0	15.5	.309	3-1	
08/26/2023	McNeese	*3	11	3	22	.364	0	0	.000	0	0	0	.000	0	0	.000	0	0	2	0	2.0	0	12.0	.333	3-0	
08/26/2023	Jacksonville St.	*3	9	0	12	.750	0	0	.000	0	0	0	.000	0	0	.000	0	0	2	1	2.0	0	10.0	.395	3-0	
09/02/2023	vs SMU	*4	10	3	22	.318	1	1	1.000	0	0	0	.000	1	2	.500	2	0	3	1	3.0	0	11.5	.316	3-1	
09/03/2023	at Florida St.	*4	13	1	29	.414	0	2	.000	0	0	1	1.000	0	0	.000	2	0	2	0	2.0	0	14.0	.356	3-1	
09/07/2023	Middle Tenn.	*4	8	5	21	.143	0	1	.000	0	0	0	.000	0	0	.000	0	0	4	1	4.0	0	10.0	.221	1-3	
09/22/2023	Florida	*5	11	5	28	.214	1	4	.250	0	0	0	.000	0	0	.000	2	0	0	0	0.0	0	11.0	.196	2-3	
09/24/2023	Ole Miss	*4	9	4	30	.167	0	0	.000	0	0	0	.000	0	0	.000	4	1	6	0	7.0	0	13.0	.199	3-1	
<b>Totals</b>			<b>31</b>	<b>85</b>	<b>23</b>	<b>189</b>	<b>.328</b>	<b>2</b>	<b>9</b>	<b>.222</b>	<b>0</b>	<b>0</b>	<b>1</b>	<b>1.000</b>	<b>1</b>	<b>2</b>	<b>.500</b>	<b>11</b>	<b>1</b>	<b>22</b>	<b>3</b>	<b>23.0</b>	<b>0</b>	<b>97.0</b>		

**Player Averages**

Sets Played	Kills per set	Assists per set	Service aces per set	Digs per set	Blocks per set	Points per set
31	2.74	0.06	0.00	0.35	0.74	3.13

**CAREER STATS**

SEASON	TEAM	SM-MP	K	K/S	E	TA	PCT	A	A/S	SA	SA/S	SE	DIG	D/S	RE	BS	BA	TB	B/S	BE	BHE	PTS	PTS/S
2020-21	UK	24-14	29	1.21	9	64	.313	0	0.00	0	0.00	0	2	0.08	1	0	22	22	0.92	3	0	40.0	1.67
2021-22	UK	62-19	102	1.65	25	185	.416	1	0.02	0	0.00	0	9	0.15	0	10	68	78	1.26	8	0	146.0	2.35
2022-23	UK	62-22	107	1.73	34	215	.340	2	0.03	2	0.03	6	12	0.19	0	5	72	77	1.24	8	0	150.0	2.42
2023-24	AUB	31-8	85	2.74	23	189	.328	2	0.06	0	0.00	0	11	0.35	1	1	22	23	0.74	3	0	97.0	3.13
<b>TOTAL FOR AUB</b>	<b>31 - 8</b>	<b>85</b>	<b>2.74</b>	<b>23</b>	<b>189</b>	<b>.328</b>	<b>2</b>	<b>0.06</b>	<b>0</b>	<b>0.00</b>	<b>0</b>	<b>11</b>	<b>0.35</b>	<b>1</b>	<b>1</b>	<b>22</b>	<b>23</b>	<b>0.74</b>	<b>3</b>	<b>0</b>	<b>97.0</b>	<b>3.13</b>	
<b>TOTAL</b>	<b>179 - 63</b>	<b>323</b>	<b>1.80</b>	<b>91</b>	<b>653</b>	<b>.355</b>	<b>5</b>	<b>0.03</b>	<b>2</b>	<b>0.01</b>	<b>6</b>	<b>34</b>	<b>0.19</b>	<b>2</b>	<b>16</b>	<b>184</b>	<b>200</b>	<b>1.12</b>	<b>22</b>	<b>0</b>	<b>433.0</b>	<b>2.42</b>	

# #6 KYLA SWANSON

MIDDLE BLOCKER | 6-4 | GRADUATE  
WAHOO, NEB. (ILLINOIS)



### SWANSON'S HIGHLIGHTS:

- 2x Academic All-Big Ten
- Made the NCAA Sweet 16 with Illinois in 2021
- Has more than 170 blocks in her career
- Hit .727 at Penn State on Oct. 30, 2021

CATEGORY	CAREER HIGH	OPPONENT/DATE
Kills	10 (3x)	last vs SMU (9/2/23)
Attempts	25	vs Charleston Southern (9/8/23)
Hitting Percentage (Min. 10 ATT.)	.727	at Penn State (10/30/21)
Assists	2	at Iowa (9/22/21)
Digs	6	at Tennessee (8/30/19)
Blocks	10	vs UC Santa Barbara (8/27/21)
Aces	2 (2x)	last vs Jacksonville State (8/26/23)
Points	15.5	vs UC Santa Barbara (8/27/21)

CATEGORY	SEASON HIGH	OPPONENT/DATE
Kills	10	vs SMU (9/2/23)
Attempts	25	vs Charleston Southern (9/8/23)
Hitting Percentage (Min. 10 ATT.)	.500	vs SMU (9/2/23)
Assists	1 (4x)	last vs Mercer (9/9/23)
Digs	2 (3x)	last vs Middle Tennessee (9/7/23)
Blocks	8	vs UAB (9/15/23)
Aces	2	vs Jacksonville State (8/26/23)
Points	11.5	vs SMU (9/2/23)

### GAME BY GAME

Date	Opponent	SP	Attack				Set			Serve				Receipt			Blocking				Team				
			K	E	TA	PCT	A	TA	PCT	SA	SE	TA	PCT	RE	TA	PCT	DIG	BS	BA	BE	TOTAL	BHE	POINTS	HIT%	SCORE
08/25/2023	Coppin St.	*4	3	2	6	.167	0	1	.000	2	4	17	.765	0	0	.000	1	1	5	0	6.0	0	8.5	.309	3-1
08/26/2023	McNeese	*3	6	2	12	.333	0	1	.000	0	4	11	.636	0	0	.000	1	0	1	1	1.0	0	6.5	.333	3-0
08/26/2023	Jacksonville St.	*3	3	1	7	.286	1	3	.333	0	1	4	.750	0	0	.000	2	1	2	0	3.0	0	5.0	.395	3-0
09/02/2023	vs SMU	*4	10	0	20	.500	0	2	.000	0	0	2	1.000	0	1	1.000	2	0	3	0	3.0	0	11.5	.316	3-1
09/03/2023	at Florida St.	*4	8	1	15	.467	0	1	.000	1	0	4	1.000	0	0	.000	0	0	4	0	4.0	0	11.0	.356	3-1
09/07/2023	Middle Tenn.	*4	9	3	18	.333	1	3	.333	0	2	11	.818	0	0	.000	2	0	4	1	4.0	0	11.0	.221	1-3
09/08/2023	Charleston So.	4	4	5	25	-.040	1	2	.500	0	0	0	.000	0	0	.000	1	0	3	0	3.0	0	5.5	.245	3-1
09/09/2023	Mercer	3	1	3	5	-.400	1	2	.500	0	0	0	.000	0	0	.000	1	0	4	0	4.0	0	3.0	.346	3-0
09/14/2023	at South Alabama	*3	2	5	10	-.300	0	3	.000	0	2	9	.778	0	0	.000	2	0	4	0	4.0	0	4.0	.191	3-2
09/15/2023	vs UAB	*4	3	0	9	.333	0	2	.000	0	0	0	.000	0	0	.000	1	0	8	0	8.0	0	7.0	.189	3-1
09/16/2023	vs Samford	*4	7	1	9	.667	0	2	.000	0	0	0	.000	0	0	.000	0	1	2	0	3.0	0	9.0	.386	3-1
09/22/2023	Florida	*5	3	1	10	.200	0	3	.000	0	0	1	1.000	0	0	.000	0	1	2	0	3.0	0	5.0	.196	2-3
09/24/2023	Ole Miss	*4	6	3	19	.158	0	0	.000	0	0	0	.000	0	0	.000	0	0	2	0	2.0	0	7.0	.199	3-1
<b>Totals</b>		<b>49</b>	<b>65</b>	<b>27</b>	<b>165</b>	<b>.230</b>	<b>4</b>	<b>25</b>	<b>.160</b>	<b>3</b>	<b>13</b>	<b>59</b>	<b>.780</b>	<b>0</b>	<b>1</b>	<b>1.000</b>	<b>13</b>	<b>4</b>	<b>44</b>	<b>2</b>	<b>48.0</b>	<b>0</b>	<b>94.0</b>		

### Player Averages

Sets Played	Kills per set	Assists per set	Service aces per set	Digs per set	Blocks per set	Points per set
49	1.33	0.08	0.06	0.27	0.98	1.92

### CAREER STATS

SEASON	TEAM	SM-MP	K	K/S	E	TA	PCT	A	A/S	SA	SA/S	SE	DIG	D/S	RE	BS	BA	TB	B/S	BE	BHE	PTS	PTS/S
2019-20	Illini	16-5	7	0.44	3	29	.138	1	0.06	0	0.00	3	7	0.44	0	0	11	11	0.69	1	1	12.5	0.78
2020-21	Illini	21-7	20	0.95	9	64	.172	1	0.05	0	0.00	0	6	0.29	0	0	16	16	0.76	1	1	28.0	1.33
2021-22	Illini	101-27	149	1.48	45	316	.329	3	0.03	0	0.00	0	13	0.13	2	9	97	106	1.05	9	2	206.5	2.04
2022-23	Illini	51-15	53	1.04	19	120	.283	2	0.04	5	0.10	7	6	0.12	0	3	41	44	0.86	4	0	81.5	1.60
2023-24	AUB	49-13	65	1.33	27	165	.230	4	0.08	3	0.06	13	13	0.27	0	4	44	48	0.98	2	0	94.0	1.92
<b>TOTAL FOR AUB</b>		<b>49 - 13</b>	<b>65</b>	<b>1.33</b>	<b>27</b>	<b>165</b>	<b>.230</b>	<b>4</b>	<b>0.08</b>	<b>3</b>	<b>0.06</b>	<b>13</b>	<b>13</b>	<b>0.27</b>	<b>0</b>	<b>4</b>	<b>44</b>	<b>48</b>	<b>0.98</b>	<b>2</b>	<b>0</b>	<b>94.0</b>	<b>1.92</b>
<b>TOTAL</b>		<b>238 - 67</b>	<b>294</b>	<b>1.24</b>	<b>103</b>	<b>694</b>	<b>.275</b>	<b>11</b>	<b>0.05</b>	<b>8</b>	<b>0.03</b>	<b>23</b>	<b>45</b>	<b>0.19</b>	<b>2</b>	<b>16</b>	<b>209</b>	<b>225</b>	<b>0.95</b>	<b>17</b>	<b>4</b>	<b>422.5</b>	<b>1.78</b>

# #7 PEYTON DUNN

SETTER | 5-11 | REDSHIRT-SOPHOMORE  
DECATUR, TEXAS (LEGEND)



### SWANSON'S HIGHLIGHTS:

- 4x Big 12 Rookie of the Week
- All-Big 12 Rookie Team
- Had a career-high 54 assists vs Texas Tech on Oct. 14, 2021

CATEGORY	CAREER HIGH	OPPONENT/DATE
Kills	6	vs Indiana (9/10/21)
Attempts	11 (3x)	last at TCU (10/8/21)
Hitting Percentage (Min. 10 ATT.)	.500	vs Indiana (9/10/21)
Assists	54	vs Texas Tech (10/14/21)
Digs	18	vs FIU (8/28/22)
Blocks	6 (3x)	last at TCU (10/9/22)
Aces	2 (4x)	last vs FIU (8/28/22)
Points	7.0	at TCU (10/9/21)

CATEGORY	SEASON HIGH	OPPONENT/DATE
Kills	3	vs Jacksonville State (8/26/23)
Attempts	4	vs Jacksonville State (8/26/23)
Hitting Percentage (Min. 10 ATT.)	--	--
Assists	43	vs Coppin State (8/25/23)
Digs	4 (2x)	last vs Jacksonville State (8/26/23)
Blocks	2	vs Coppin State (8/25/23)
Aces	1	vs Coppin State (8/25/23)
Points	3.0 (2x)	last vs Jacksonville State (8/26/23)

### GAME BY GAME

Date	Opponent	SP	Attack				Set			Serve				Recept			Blocking				Team				
			K	E	TA	PCT	A	TA	PCT	SA	SE	TA	PCT	RE	TA	PCT	DIG	BS	BA	BE	TOTAL	BHE	POINTS	HIT%	SCORE
08/25/2023	Coppin St.	*4	1	0	3	.333	43	111	.387	1	5	11	.545	0	0	.000	4	0	2	0	2.0	0	3.0	.309	3-1
08/26/2023	Jacksonville St.	2	3	1	4	.500	16	30	.533	0	2	4	.500	0	0	.000	4	0	0	0	0.0	0	3.0	.395	3-0
<b>Totals</b>		<b>6</b>	<b>4</b>	<b>1</b>	<b>7</b>	<b>.429</b>	<b>59</b>	<b>141</b>	<b>.418</b>	<b>1</b>	<b>7</b>	<b>15</b>	<b>.533</b>	<b>0</b>	<b>0</b>	<b>.000</b>	<b>8</b>	<b>0</b>	<b>2</b>	<b>0</b>	<b>2.0</b>	<b>0</b>	<b>6.0</b>		

### Player Averages

Sets Played	Kills per set	Assists per set	Service aces per set	Digs per set	Blocks per set	Points per set
6	0.67	9.83	0.17	1.33	0.33	1.00

### CAREER STATS

SEASON	TEAM	SM-MP	K	K/S	E	TA	PCT	A	A/S	SA	SA/S	SE	DIG	D/S	RE	BS	BA	TB	B/S	BE	BHE	PTS	PTS/S
2021-22	OU	107-27	67	0.63	15	163	.319	997	9.32	13	0.12	45	198	1.85	0	0	63	63	0.59	2	5	111.5	1.04
2022-23	OU	24-7	12	0.50	4	25	.320	252	10.50	3	0.13	8	57	2.38	0	0	11	11	0.46	3	4	20.5	0.85
2023-24	AUB	6-2	4	0.67	1	7	.429	59	9.83	1	0.17	7	8	1.33	0	0	2	2	0.33	0	0	6.0	1.00
<b>TOTAL FOR AUB</b>	<b>6 - 2</b>	<b>4</b>	<b>0.67</b>	<b>1</b>	<b>7</b>	<b>.429</b>	<b>59</b>	<b>9.83</b>	<b>1</b>	<b>0.17</b>	<b>7</b>	<b>8</b>	<b>1.33</b>	<b>0</b>	<b>0</b>	<b>2</b>	<b>2</b>	<b>0.33</b>	<b>0</b>	<b>0</b>	<b>6.0</b>	<b>1.00</b>	
<b>TOTAL</b>	<b>137 - 36</b>	<b>83</b>	<b>0.61</b>	<b>20</b>	<b>195</b>	<b>.323</b>	<b>1308</b>	<b>9.55</b>	<b>17</b>	<b>0.12</b>	<b>60</b>	<b>263</b>	<b>1.92</b>	<b>0</b>	<b>0</b>	<b>76</b>	<b>76</b>	<b>0.55</b>	<b>5</b>	<b>9</b>	<b>138.0</b>	<b>1.01</b>	

# #8 KENDAL KEMP

MIDDLE BLOCKER | 6-6 | SOPHOMORE  
EAGAN, MINN. (EAGAN)



### KEMP'S HIGHLIGHTS:

- Has set the Auburn single-season record for total blocks, block assists and blocks per set
- Tied the program record for most blocks in a 3-set match with 9 vs. Belmont
- 2x SEC Freshman of the Week
- Named to the SEC All-Freshman Team
- Named AVCA South Region Honorable Mention
- Made her collegiate debut on Aug. 26 vs. Belmont

CATEGORY	CAREER HIGH	OPPONENT/DATE
Kills	13	vs Charleston Southern (9/8/23)
Attempts	21 (2x)	last at South Carolina (11/23/22)
Hitting Percentage (Min. 10 ATT.)	.714	at Missouri (10/15/22)
Assists	1 (2x)	last at LSU (10/5/22)
Digs	2 (2x)	last at Kentucky (10/29/22)
Blocks	10 (4x)	last vs UAB (9/15/22)
Aces	3	at Georgia State (8/26/22)
Points	17.5	at South Carolina (11/23/22)

CATEGORY	SEASON HIGH	OPPONENT/DATE
Kills	13	vs Charleston Southern (9/8/23)
Attempts	19	vs Charleston Southern (9/8/23)
Hitting Percentage (Min. 10 ATT.)	.526	vs Charleston Southern (9/8/23)
Assists	--	--
Digs	1 (4x)	vs UAB (9/15/23)
Blocks	10	vs UAB (9/15/23)
Aces	1	vs Coppin State (8/25/23)
Points	15.5	vs Charleston Southern (9/8/23)

### GAME BY GAME

Date	Opponent	SP	Attack				Set			Serve				Recept			Blocking				Team				
			K	E	TA	PCT	A	TA	PCT	SA	SE	TA	PCT	RE	TA	PCT	DIG	BS	BA	BE	TOTAL	BHE	POINTS	HIT%	SCORE
08/25/2023	Coppin St.	*4	5	2	17	.176	0	1	.000	1	2	5	.600	0	0	.000	0	2	3	0	5.0	0	9.5	.309	3-1
08/26/2023	McNeese	*2	4	1	6	.500	0	1	.000	0	0	0	.000	0	0	.000	0	2	3	0	5.0	0	7.5	.333	3-0
08/26/2023	Jacksonville St.	*2	2	0	2	1.000	0	1	.000	0	0	0	.000	0	0	.000	0	1	1	0	2.0	0	3.5	.395	3-0
09/02/2023	vs SMU	*4	4	0	7	.571	0	0	.000	0	0	0	.000	0	0	.000	0	0	4	2	4.0	0	6.0	.316	3-1
09/03/2023	at Florida St.	*4	9	3	13	.462	0	1	.000	0	0	0	.000	0	0	.000	1	0	4	3	4.0	0	11.0	.356	3-1
09/07/2023	Middle Tenn.	*4	5	2	9	.333	0	1	.000	0	0	0	.000	0	0	.000	1	0	5	0	5.0	0	7.5	.221	1-3
09/08/2023	Charleston So.	*4	13	3	19	.526	0	1	.000	0	0	0	.000	0	0	.000	0	0	5	0	5.0	0	15.5	.245	3-1
09/09/2023	Mercer	*3	6	1	10	.500	0	0	.000	0	1	1	.000	0	1	1.000	0	0	7	0	7.0	0	9.5	.346	3-0
09/14/2023	at South Alabama	*5	6	1	11	.455	0	0	.000	0	0	0	.000	0	0	.000	1	0	3	0	3.0	0	7.5	.191	3-2
09/15/2023	vs UAB	*4	8	3	17	.294	0	2	.000	0	0	0	.000	0	0	.000	1	1	9	2	10.0	0	13.5	.189	3-1
09/16/2023	vs Samford	*4	5	2	11	.273	0	0	.000	0	0	0	.000	0	0	.000	0	0	2	0	2.0	0	6.0	.386	3-1
<b>Totals</b>		<b>40</b>	<b>67</b>	<b>18</b>	<b>122</b>	<b>.402</b>	<b>0</b>	<b>8</b>	<b>.000</b>	<b>1</b>	<b>3</b>	<b>6</b>	<b>.500</b>	<b>0</b>	<b>1</b>	<b>1.000</b>	<b>4</b>	<b>6</b>	<b>46</b>	<b>7</b>	<b>52.0</b>	<b>0</b>	<b>97.0</b>		

### Player Averages

Sets Played	Kills per set	Assists per set	Service aces per set	Digs per set	Blocks per set	Points per set
40	1.68	0.00	0.03	0.10	1.30	2.43

### CAREER STATS

SEASON	TEAM	SM-MP	K	K/S	E	TA	PCT	A	A/S	SA	SA/S	SE	DIG	D/S	RE	BS	BA	TB	B/S	BE	BHE	PTS	PTS/S
2022-23	AUB	122-31	204	1.67	66	430	.321	2	0.02	7	0.06	16	12	0.10	1	26	154	180	1.48	13	0	314.0	2.57
2023-24	AUB	40-11	67	1.68	18	122	.402	0	0.00	1	0.03	3	4	0.10	0	6	46	52	1.30	7	0	97.0	2.43
<b>TOTAL</b>		<b>162 - 42</b>	<b>271</b>	<b>1.67</b>	<b>84</b>	<b>552</b>	<b>.339</b>	<b>2</b>	<b>0.01</b>	<b>8</b>	<b>0.05</b>	<b>19</b>	<b>16</b>	<b>0.10</b>	<b>1</b>	<b>32</b>	<b>200</b>	<b>232</b>	<b>1.43</b>	<b>20</b>	<b>0</b>	<b>411.0</b>	<b>2.54</b>

# #9 ZOE SLAUGHTER

LIBERO | 5-7 | SOPHOMORE  
HONOLULU, HAWAII (MOANALUA)



### SLAUGHTER'S HIGHLIGHTS:

- Recorded 10+ digs in 10 matches last season
- Grabbed a career-high 22 digs at Alabama on Sept. 24, 2022
- Made her collegiate debut on Aug. 26 vs. Belmont

CATEGORY	CAREER HIGH	OPPONENT/DATE
Kills	1 (2x)	last at Missouri (10/15/22)
Attempts	1 (4x)	last vs McNeese (8/26/23)
Hitting Percentage (Min. 10 ATT.)	--	--
Assists	5	at South Alabama (9/14/23)
Digs	29	at South Alabama (9/13/23)
Blocks	--	--
Aces	3 (2x)	last vs Alabama A&M (9/6/22)
Points	3.0 (3x)	last vs Troy (9/10/22)

CATEGORY	SEASON HIGH	OPPONENT/DATE
Kills	--	--
Attempts	3	vs Samford (9/16/23)
Hitting Percentage (Min. 10 ATT.)	--	--
Assists	5	at South Alabama (9/14/23)
Digs	29	at South Alabama (9/14/23)
Blocks	--	--
Aces	2	at Florida State (9/3/23)
Points	2.0	at Florida State (9/3/23)

### GAME BY GAME

Date	Opponent	Attack			Set			Serve				Recept			Blocking				Team		
		SP	K	E TA PCT	A TA PCT	SA SE TA PCT	RE TA PCT	DIG	BS BA BE TOTAL	BHE	POINTS	HIT%	SCORE								
08/25/2023	Coppin St.	4	0	0 0 .000	1 2 .500	1 4 17 .765	0 16 1.000	5	0 0 0	0.0	0	1.0	.309	3-1							
08/26/2023	McNeese	3	0	0 1 .000	1 4 .250	0 0 12 1.000	0 11 1.000	6	0 0 0	0.0	0	0.0	.333	3-0							
08/26/2023	Jacksonville St.	*3	0	0 0 .000	1 2 .500	0 0 9 1.000	0 11 1.000	5	0 0 0	0.0	0	0.0	.395	3-0							
09/02/2023	vs SMU	*4	0	0 0 .000	0 3 .000	0 1 11 .909	0 16 1.000	2	0 0 0	0.0	0	0.0	.316	3-1							
09/03/2023	at Florida St.	*4	0	0 1 .000	1 4 .250	2 3 22 .864	1 28 .964	10	0 0 0	0.0	0	2.0	.356	3-1							
09/07/2023	Middle Tenn.	*4	0	0 0 .000	2 3 .667	0 1 18 .944	0 10 1.000	3	0 0 0	0.0	0	0.0	.221	1-3							
09/08/2023	Charleston So.	4	0	0 0 .000	0 3 .000	0 1 17 .941	0 9 1.000	7	0 0 0	0.0	0	0.0	.245	3-1							
09/09/2023	Mercer	*3	0	0 0 .000	0 0 .000	0 1 8 .875	0 6 1.000	5	0 0 0	0.0	0	0.0	.346	3-0							
09/14/2023	at South Alabama	5	0	0 2 .000	5 15 .333	1 4 13 .692	5 29 .828	29	0 0 0	0.0	0	1.0	.191	3-2							
09/15/2023	vs UAB	4	0	0 1 .000	4 13 .308	0 0 18 1.000	0 12 1.000	11	0 0 0	0.0	0	0.0	.189	3-1							
09/16/2023	vs Samford	4	0	0 3 .000	4 9 .444	0 0 13 1.000	3 23 .870	16	0 0 0	0.0	0	0.0	.386	3-1							
09/22/2023	Florida	5	0	0 0 .000	1 3 .333	0 1 20 .950	0 15 1.000	11	0 0 0	0.0	0	0.0	.196	2-3							
09/24/2023	Ole Miss	4	0	0 0 .000	1 3 .333	0 2 13 .846	0 6 1.000	7	0 0 0	0.0	0	0.0	.199	3-1							
<b>Totals</b>		<b>51</b>	<b>0</b>	<b>0 8 .000</b>	<b>21 64 .328</b>	<b>4 18 191 .906</b>	<b>9 192 .953</b>	<b>117</b>	<b>0 0 0 0.0</b>	<b>0</b>	<b>4.0</b>										

### Player Averages

Sets Played	Kills per set	Assists per set	Service aces per set	Digs per set	Blocks per set	Points per set
51	0.00	0.41	0.08	2.29	0.00	0.08

### CAREER STATS

SEASON	TEAM	SM-MP	K	K/S	E	TA	PCT	A	A/S	SA	SA/S	SE	DIG	D/S	RE	BS	BA	TB	B/S	BE	BHE	PTS	PTS/S
2022-23	AUB	122-31	2	0.02	1	4	.250	22	0.18	19	0.16	41	267	2.19	14	0	0	0	0.00	0	1	21.0	0.17
2023-24	AUB	51-13	0	0.00	0	8	.000	21	0.41	4	0.08	18	117	2.29	9	0	0	0	0.00	0	0	4.0	0.08
<b>TOTAL</b>		<b>173 - 44</b>	<b>2</b>	<b>0.01</b>	<b>1</b>	<b>12</b>	<b>.083</b>	<b>43</b>	<b>0.25</b>	<b>23</b>	<b>0.13</b>	<b>59</b>	<b>384</b>	<b>2.22</b>	<b>23</b>	<b>0</b>	<b>0</b>	<b>0</b>	<b>0.00</b>	<b>0</b>	<b>1</b>	<b>25.0</b>	<b>0.14</b>

# #10 JACKIE BARRETT

SETTER | 6-2 | SENIOR  
HIGHLAND, CALIF. (CITRUS VALLEY)



## BARRETT'S HIGHLIGHTS

- 2x SEC Setter of the Week
- Set a career-high in aces with 5 against Mercer
- Set her career-high in assists with 60 against LSU on Oct. 5, 2022

CATEGORY	CAREER HIGH	OPPONENT/DATE
Kills	6 (2x)	last, at Alabama State (9/26/21)
Attempts	20	at Alabama State (9/26/21)
Hitting Percentage (Min. 10 ATT.)	.308	vs. Florida A&M (9/17/21)
Assists	60	at LSU (10/5/22)
Digs	28	vs. Nicholls (9/17/21)
Blocks	8.0	at Arkansas (10/9/21)
Aces	5 (2x)	at South Alabama (9/14/23)
Points	10.0	vs. Florida A&M (9/17/21)

CATEGORY	SEASON HIGH	OPPONENT/DATE
Kills	5 (3x)	last vs Florida (9/22/23)
Attempts	10	vs Ole Miss (9/24/23)
Hitting Percentage (Min. 10 ATT.)	.200	vs Ole Miss (9/24/23)
Assists	48	at South Alabama (9/14/23)
Digs	17	vs Ole Miss (9/24/23)
Blocks	5	vs UAB (9/15/23)
Aces	5 (2x)	last at South Alabama (9/14/23)
Points	9.0	vs Mercer (9/9/23)

## GAME BY GAME

Date	Opponent	SP	Attack				Set			Serve			Recept			Blocking				Team		SCORE			
			K	E	TA	PCT	A	TA	PCT	SA	SE	TA	PCT	RE	TA	PCT	DIG	BS	BA	BE	TOTAL		BHE	POINTS	HIT%
08/26/2023	McNeese	*3	1	0	4	.250	31	72	.431	0	1	15	.933	0	0	.000	6	0	2	0	2.0	0	2.0	.333	3-0
08/26/2023	Jacksonville St.	*2	1	0	2	.500	14	25	.560	0	0	1	1.000	0	0	.000	2	0	1	0	1.0	0	1.5	.395	3-0
09/02/2023	vs SMU	*4	5	0	7	.714	36	96	.375	1	0	16	1.000	0	1	1.000	14	0	2	1	2.0	0	7.0	.316	3-1
09/03/2023	at Florida St.	*4	3	2	7	.143	44	99	.444	0	0	16	1.000	0	0	.000	11	0	3	0	3.0	0	4.5	.356	3-1
09/07/2023	Middle Tenn.	*4	5	0	7	.714	39	104	.375	1	1	13	.923	0	0	.000	10	0	0	0	0.0	0	6.0	.221	1-3
09/08/2023	Charleston So.	*4	1	1	6	.000	41	111	.369	0	0	14	1.000	0	0	.000	13	0	3	0	3.0	0	2.5	.245	3-1
09/09/2023	Mercer	*3	2	0	2	1.000	31	64	.484	5	0	16	1.000	0	0	.000	5	0	4	0	4.0	0	9.0	.346	3-0
09/14/2023	at South Alabama	*5	2	0	6	.333	48	142	.338	5	3	23	.870	0	0	.000	11	0	3	0	3.0	2	8.5	.191	3-2
09/15/2023	vs UAB	*4	3	1	6	.333	35	98	.357	0	1	14	.929	0	0	.000	6	0	5	0	5.0	0	5.5	.189	3-1
09/16/2023	vs Samford	*4	3	0	5	.600	46	93	.495	1	1	12	.917	0	0	.000	6	1	0	0	1.0	1	5.0	.386	3-1
09/22/2023	Florida	*5	5	0	9	.556	40	122	.328	1	3	15	.800	0	1	1.000	12	0	2	1	2.0	0	7.0	.196	2-3
09/24/2023	Ole Miss	*4	3	1	10	.200	42	119	.353	1	0	20	1.000	0	0	.000	17	0	1	0	1.0	0	4.5	.199	3-1
<b>Totals</b>		<b>46</b>	<b>34</b>	<b>5</b>	<b>71</b>	<b>.408</b>	<b>447</b>	<b>1145</b>	<b>.390</b>	<b>15</b>	<b>10</b>	<b>175</b>	<b>.943</b>	<b>0</b>	<b>2</b>	<b>1.000</b>	<b>113</b>	<b>1</b>	<b>26</b>	<b>2</b>	<b>27.0</b>	<b>3</b>	<b>63.0</b>		

## Player Averages

Sets Played	Kills per set	Assists per set	Service aces per set	Digs per set	Blocks per set	Points per set
46	0.74	9.72	0.33	2.46	0.59	1.37

## CAREER STATS

SEASON	TEAM	SM-MP	K	K/S	E	TA	PCT	A	A/S	SA	SA/S	SE	DIG	D/S	RE	BS	BA	TB	B/S	BE	BHE	PTS	PTS/S
2020-21	AUB	19-6	9	0.47	6	44	.068	144	7.58	3	0.16	8	33	1.74	0	0	11	11	0.58	1	0	17.5	0.92
2021-22	AUB	100-28	51	0.51	14	180	.206	809	8.09	22	0.22	24	307	3.07	0	2	60	62	0.62	8	1	105.0	1.05
2022-23	AUB	106-28	41	0.39	8	116	.284	1057	9.97	26	0.25	28	220	2.08	1	9	75	84	0.79	10	0	113.5	1.07
2023-24	AUB	46-12	34	0.74	5	71	.408	447	9.72	15	0.33	10	113	2.46	0	1	26	27	0.59	2	3	63.0	1.37
<b>TOTAL</b>		<b>271 - 74</b>	<b>135</b>	<b>0.50</b>	<b>33</b>	<b>411</b>	<b>.248</b>	<b>2457</b>	<b>9.07</b>	<b>66</b>	<b>0.24</b>	<b>70</b>	<b>673</b>	<b>2.48</b>	<b>1</b>	<b>12</b>	<b>172</b>	<b>184</b>	<b>0.68</b>	<b>21</b>	<b>4</b>	<b>299.0</b>	<b>1.10</b>



# #11 JORDAN SINNESS

SETTER | 5-9 | JUNIOR  
SEBRING, FLA. (SEBRING)



### SINNESS' HIGHLIGHTS:

- Recorded the Tigers' first double-double of the season at Georgia State with 42 assists and 12 digs.
- Grabbed a career-high 49 assists in 5-set win at UAB
- Made collegiate debut versus Cal State Fullerton (9/2), dishing out 16 assists, six digs, one kill and a block

CATEGORY	CAREER HIGH	OPPONENT/DATE
Kills	3	vs Alabama A&M (9/6/22)
Attempts	7	at UAB (9/10/22)
Hitting Percentage (Min. 10 ATT.)		
Assists	49	at UAB (9/10/22)
Digs	14	vs. Missouri (10/17/21)
Blocks	5	at UAB (9/10/22)
Aces	3	vs Alabama A&M (9/6/22)
Points	7.0	vs Alabama A&M (9/6/22)

CATEGORY	SEASON HIGH	OPPONENT/DATE
Kills	--	--
Attempts	--	--
Hitting Percentage (Min. 10 ATT.)	--	--
Assists	--	--
Digs	--	--
Blocks	--	--
Aces	--	--
Points	--	--

### GAME BY GAME

### CAREER STATS

SEASON	TEAM	SM-MP	K	K/S	E	TA	PCT	A	A/S	SA	SA/S	SE	DIG	D/S	RE	BS	BA	TB	B/S	BE	BHE	PTS	PTS/S
2021-22	AUB	50-15	2	0.04	1	6	.167	64	1.28	6	0.12	7	33	0.66	0	0	3	3	0.06	0	2	9.5	0.19
2022-23	AUB	49-14	5	0.10	0	15	.333	163	3.33	16	0.33	22	51	1.04	0	2	13	15	0.31	1	0	29.5	0.60
<b>TOTAL</b>		<b>99 - 29</b>	<b>7</b>	<b>0.07</b>	<b>1</b>	<b>21</b>	<b>.286</b>	<b>227</b>	<b>2.29</b>	<b>22</b>	<b>0.22</b>	<b>29</b>	<b>84</b>	<b>0.85</b>	<b>0</b>	<b>2</b>	<b>16</b>	<b>18</b>	<b>0.18</b>	<b>1</b>	<b>2</b>	<b>39.0</b>	<b>0.39</b>

# #12 BEL ZIMMERMAN

**PIN HITTER | 6-2 | SOPHOMORE  
LIBERTY, MO. (LIBERTY NORTH)**



### ZIMMERMAN'S HIGHLIGHTS:

- Set career highs in kills (17) and digs (16) against Charleston Southern for her first-career double-double
- Hit .692 with 8 kills vs. Marist
- Had a career-high 13 kills at Jacksonville State
- Made her collegiate debut on Aug. 26 at Georgia State

CATEGORY	CAREER HIGH	OPPONENT/DATE
Kills	17	vs Charleston Southern (9/8/23)
Attempts	36	vs UAB (9/15/23)
Hitting Percentage (Min. 10 ATT.)	.692	vs Marist (8/27/22)
Assists	1 (9x)	last vs Florida (9/22/23)
Digs	16	vs Charleston Southern (9/8/23)
Blocks	6 (2x)	last at South Alabama (9/14/23)
Aces	4	at South Alabama (9/14/23)
Points	21.0	vs UAB (9/15/23)

CATEGORY	SEASON HIGH	OPPONENT/DATE
Kills	17	vs Charleston Southern (9/8/23)
Attempts	36	vs UAB (9/15/23)
Hitting Percentage (Min. 10 ATT.)	.400	vs McNeese (8/26/23)
Assists	1 (7x)	last vs Florida (9/22/23)
Digs	16	vs Charleston Southern (9/8/23)
Blocks	6	at South Alabama (9/14/23)
Aces	4	at South Alabama (9/14/23)
Points	21.0	vs UAB (9/15/23)

### GAME BY GAME

Date	Opponent	SP	Attack				Set			Serve				Receipt			Blocking				Team				
			K	E	TA	PCT	A	TA	PCT	SA	SE	TA	PCT	RE	TA	PCT	DIG	BS	BA	BE	TOTAL	BHE	POINTS	HIT%	SCORE
08/26/2023	McNeese	3	8	0	20	.400	1	3	.333	0	2	8	.750	0	7	1.000	2	0	2	0	2.0	0	9.0	.333	3-0
08/26/2023	Jacksonville St.	2	2	3	8	.125	0	0	.000	3	2	7	.714	0	3	1.000	1	0	0	2	0.0	0	5.0	.395	3-0
09/02/2023	vs SMU	2	0	0	0	.000	0	0	.000	0	2	3	.333	0	0	.000	0	0	0	0	0.0	0	0.0	.316	3-1
09/03/2023	at Florida St.	4	0	0	0	.000	0	1	.000	0	0	9	1.000	0	0	.000	0	0	0	0	0.0	0	0.0	.356	3-1
09/07/2023	Middle Tenn.	*4	11	6	40	.125	0	0	.000	0	3	11	.727	2	19	.895	4	0	2	1	2.0	0	12.0	.221	1-3
09/08/2023	Charleston So.	*4	17	5	50	.240	1	1	1.000	2	2	22	.909	0	20	1.000	16	0	2	0	2.0	0	20.0	.245	3-1
09/09/2023	Mercer	*3	14	3	30	.367	1	3	.333	3	3	15	.800	0	13	1.000	2	0	1	1	1.0	0	17.5	.346	3-0
09/14/2023	at South Alabama	*5	11	3	34	.235	1	6	.167	4	2	23	.913	0	10	1.000	2	1	5	1	6.0	0	18.5	.191	3-2
09/15/2023	vs UAB	*4	16	5	36	.306	1	3	.333	2	3	14	.786	2	22	.909	12	1	4	1	5.0	0	21.0	.189	3-1
09/16/2023	vs Samford	*4	15	2	33	.394	1	2	.500	1	3	12	.750	3	17	.824	11	0	2	0	2.0	0	17.0	.386	3-1
09/22/2023	Florida	5	0	0	0	.000	1	3	.333	0	3	16	.813	0	0	.000	1	0	0	0	0.0	0	0.0	.196	2-3
09/24/2023	Ole Miss	4	0	0	0	.000	0	0	.000	3	2	17	.882	0	0	.000	1	0	0	0	0.0	0	3.0	.199	3-1
<b>Totals</b>		<b>44</b>	<b>94</b>	<b>27</b>	<b>251</b>	<b>.267</b>	<b>7</b>	<b>22</b>	<b>.318</b>	<b>18</b>	<b>27</b>	<b>157</b>	<b>.828</b>	<b>7</b>	<b>111</b>	<b>.937</b>	<b>52</b>	<b>2</b>	<b>18</b>	<b>6</b>	<b>20.0</b>	<b>0</b>	<b>123.0</b>		

### Player Averages

Sets Played	Kills per set	Assists per set	Service aces per set	Digs per set	Blocks per set	Points per set
44	2.14	0.16	0.41	1.18	0.45	2.80

### CAREER STATS

SEASON	TEAM	SM-MP	K	K/S	E	TA	PCT	A	A/S	SA	SA/S	SE	DIG	D/S	RE	BS	BA	TB	B/S	BE	BHE	PTS	PTS/S
2022-23	AUB	114-29	220	1.93	98	607	.201	2	0.02	4	0.04	11	54	0.47	3	3	63	66	0.58	10	0	258.5	2.27
2023-24	AUB	44-12	94	2.14	27	251	.267	7	0.16	18	0.41	27	52	1.18	7	2	18	20	0.45	6	0	123.0	2.80
<b>TOTAL</b>		<b>158 - 41</b>	<b>314</b>	<b>1.99</b>	<b>125</b>	<b>858</b>	<b>.220</b>	<b>9</b>	<b>0.06</b>	<b>22</b>	<b>0.14</b>	<b>38</b>	<b>106</b>	<b>0.67</b>	<b>10</b>	<b>5</b>	<b>81</b>	<b>86</b>	<b>0.54</b>	<b>16</b>	<b>0</b>	<b>381.5</b>	<b>2.41</b>

# #13 PAIGE THIBAUT

LIBERO | 5-8 | JUNIOR

WATERTOWN, MINN. (WATERTOWN-MAYER)



### THIBAUT'S HIGHLIGHTS:

- Compiled a career-high 20 digs against Dayton on Sept. 3, 2022
- Hit .462 vs Arizona State on Sept. 2, 2022
- 2021 All-Crossroads League Honorable Mention
- 2021 Crossroads League All-Freshman Team

CATEGORY	CAREER HIGH	OPPONENT/DATE
Kills	9	at FAU (10/28/22)
Attempts	35	at UTSA (10/23/22)
Hitting Percentage (Min. 10 ATT.)	.462	vs Arizona State (9/2/22)
Assists	2 (5x)	last vs Ole Miss (9/24/23)
Digs	20	vs Dayton (9/3/22)
Blocks	4	vs UAB (10/7/22)
Aces	3	vs Little Rock (9/8/22)
Points	9.0 (2x)	last at FAU (10/28/22)

CATEGORY	SEASON HIGH	OPPONENT/DATE
Kills	1	at South Alabama (9/14/23)
Attempts	2	at South Alabama (9/14/23)
Hitting Percentage (Min. 10 ATT.)	--	--
Assists	2 (4x)	last vs Ole Miss (9/24/23)
Digs	11	vs Ole Miss (9/24/23)
Blocks	--	--
Aces	2 (2x)	last vs Samford (9/16/23)
Points	2.0 (2x)	last vs Samford (9/16/23)

### GAME BY GAME

Date	Opponent	SP	Attack				Set			Serve				Receipt			Blocking				Team				
			K	E	TA	PCT	A	TA	PCT	SA	SE	TA	PCT	RE	TA	PCT	DIG	BS	BA	TB	TOTAL	BHE	POINTS	HIT%	SCORE
08/25/2023	Coppin St.	*4	0	0	0	.000	2	3	.667	0	3	13	.769	0	15	1.000	10	0	0	0	0.0	0	0.0	.309	3-1
08/26/2023	McNeese	*2	0	0	0	.000	0	1	.000	0	0	0	.000	0	5	1.000	2	0	0	0	0.0	0	0.0	.333	3-0
09/07/2023	Middle Tenn.	4	0	0	0	.000	2	2	1.000	0	1	1	.000	1	7	.857	2	0	0	0	0.0	0	0.0	.221	1-3
09/14/2023	at South Alabama	5	1	0	2	.500	0	3	.000	0	0	0	.000	0	12	1.000	8	0	0	0	0.0	0	1.0	.191	3-2
09/15/2023	vs UAB	*4	0	0	0	.000	2	3	.667	2	3	17	.824	1	11	.909	9	0	0	0	0.0	0	2.0	.189	3-1
09/16/2023	vs Samford	4	0	0	0	.000	1	4	.250	2	2	22	.909	0	4	1.000	7	0	0	0	0.0	0	2.0	.386	3-1
09/22/2023	Florida	*5	0	0	1	.000	1	7	.143	0	3	18	.833	1	23	.957	9	0	0	0	0.0	0	0.0	.196	2-3
09/24/2023	Ole Miss	*4	0	0	1	.000	2	7	.286	1	3	18	.833	2	34	.941	11	0	0	0	0.0	0	1.0	.199	3-1
<b>Totals</b>		<b>32</b>	<b>1</b>	<b>0</b>	<b>4</b>	<b>.250</b>	<b>10</b>	<b>30</b>	<b>.333</b>	<b>5</b>	<b>15</b>	<b>89</b>	<b>.831</b>	<b>5</b>	<b>111</b>	<b>.955</b>	<b>58</b>	<b>0</b>	<b>0</b>	<b>0</b>	<b>0.0</b>	<b>0</b>	<b>6.0</b>		

### Player Averages

Sets Played	Kills per set	Assists per set	Service aces per set	Digs per set	Blocks per set	Points per set
32	0.03	0.31	0.16	1.81	0.00	0.19

### CAREER STATS

SEASON	TEAM	SM-MP	K	K/S	E	TA	PCT	A	A/S	SA	SA/S	SE	DIG	D/S	RE	BS	BA	TB	B/S	BE	BHE	PTS	PTS/S
2022-23	FIU	105-28	47	0.45	28	216	.088	14	0.13	23	0.22	30	221	2.10	21	1	7	8	0.08	0	0	74.5	0.71
2023-24	AUB	32-8	1	0.03	0	4	.250	10	0.31	5	0.16	15	58	1.81	5	0	0	0	0.00	0	0	6.0	0.19
<b>TOTAL FOR AUB</b>	<b>32 - 8</b>	<b>1</b>	<b>0.03</b>	<b>0</b>	<b>4</b>	<b>.250</b>	<b>10</b>	<b>0.31</b>	<b>5</b>	<b>0.16</b>	<b>15</b>	<b>58</b>	<b>1.81</b>	<b>5</b>	<b>0</b>	<b>0</b>	<b>0</b>	<b>0.00</b>	<b>0</b>	<b>0</b>	<b>6.0</b>	<b>0.19</b>	
<b>TOTAL</b>	<b>137 - 36</b>	<b>48</b>	<b>0.35</b>	<b>28</b>	<b>220</b>	<b>.091</b>	<b>24</b>	<b>0.18</b>	<b>28</b>	<b>0.20</b>	<b>45</b>	<b>279</b>	<b>2.04</b>	<b>26</b>	<b>1</b>	<b>7</b>	<b>8</b>	<b>0.06</b>	<b>0</b>	<b>0</b>	<b>80.5</b>	<b>0.59</b>	

# #14 CHELSEY HARMON

MIDDLE BLOCKER | 6-3 | SENIOR  
PUYALLUP, WASH. (PORTLAND)



### HARMON'S HIGHLIGHTS:

- 3rd best hitting percentage in program history (.706) against Jackson State.
- Currently holds the sixth-best hitting percentage in single-season program history (.344)
- Made her Auburn debut on Aug. 26 vs. Belmont

CATEGORY	CAREER HIGH	OPPONENT/DATE
Kills	16	vs San Francisco (10/16/21)
Attempts	23	at LSU (10/5/22)
Hitting Percentage (Min. 10 ATT.)	.706	vs Jackson State (9/17/22)
Assists	2 (3x)	last vs Samford (9/16/23)
Digs	4 (2x)	last at Santa Clara (3/9/21)
Blocks	10	vs Troy (9/10/22)
Aces	2 (3x)	last vs Eastern Washington (8/28/21)
Points	15.5	at LSU (10/5/22)

CATEGORY	SEASON HIGH	OPPONENT/DATE
Kills	6	vs Ole Miss (9/24/23)
Attempts	12 (2x)	last vs Ole Miss (9/24/23)
Hitting Percentage (Min. 10 ATT.)	.417	vs Ole Miss (9/24/23)
Assists	2	last vs Samford (9/16/23)
Digs	2 (2x)	last vs Ole Miss (9/24/23)
Blocks	8	vs Ole Miss (9/24/23)
Aces	4	vs Charleston Southern (9/8/23)
Points	12.5	vs Charleston Southern (9/8/23)

### GAME BY GAME

Date	Opponent	SP	Attack				Set			Serve				Recept			Blocking				Team				
			K	E	TA	PCT	A	TA	PCT	SA	SE	TA	PCT	RE	TA	PCT	DIG	BS	BA	BE	TOTAL	BHE	POINTS	HIT%	SCORE
08/26/2023	McNeese	1	1	0	2	.500	1	2	.500	0	0	4	1.000	0	0	.000	1	0	2	0	2.0	0	2.0	.333	3-0
08/26/2023	Jacksonville St.	1	2	0	2	1.000	0	1	.000	0	0	6	1.000	0	0	.000	0	0	0	0	0.0	0	2.0	.395	3-0
09/07/2023	Middle Tenn.	1	1	0	2	.500	0	0	.000	0	0	0	.000	0	0	.000	0	0	0	0	0.0	0	1.0	.221	1-3
09/08/2023	Charleston So.	*4	5	2	12	.250	0	3	.000	4	2	15	.867	0	0	.000	2	0	7	1	7.0	0	12.5	.245	3-1
09/09/2023	Mercer	*3	4	0	6	.667	1	3	.333	1	3	14	.786	0	0	.000	1	1	3	0	4.0	0	7.5	.346	3-0
09/14/2023	at South Alabama	3	2	0	4	.500	0	1	.000	2	0	9	1.000	0	0	.000	0	0	3	1	3.0	0	5.5	.191	3-2
09/16/2023	vs Samford	4	0	0	0	.000	2	3	.667	1	2	22	.909	0	0	.000	0	0	0	0	0.0	0	1.0	.386	3-1
09/22/2023	Florida	*5	4	2	10	.200	0	2	.000	0	0	3	1.000	0	0	.000	1	0	2	2	2.0	0	5.0	.196	2-3
09/24/2023	Ole Miss	*4	6	1	12	.417	0	0	.000	0	0	3	1.000	0	0	.000	2	0	8	0	8.0	0	10.0	.199	3-1
<b>Totals</b>		<b>26</b>	<b>25</b>	<b>5</b>	<b>50</b>	<b>.400</b>	<b>4</b>	<b>15</b>	<b>.267</b>	<b>8</b>	<b>7</b>	<b>76</b>	<b>.908</b>	<b>0</b>	<b>0</b>	<b>.000</b>	<b>7</b>	<b>1</b>	<b>25</b>	<b>4</b>	<b>26.0</b>	<b>0</b>	<b>46.5</b>		

### Player Averages

Sets Played	Kills per set	Assists per set	Service aces per set	Digs per set	Blocks per set	Points per set
26	0.96	0.15	0.31	0.27	1.00	1.79

### CAREER STATS

SEASON	TEAM	SM-MP	K	K/S	E	TA	PCT	A	A/S	SA	SA/S	SE	DIG	D/S	RE	BS	BA	TB	B/S	BE	BHE	PTS	PTS/S
2020-21	UP	34-12	20	0.59	11	62	.145	4	0.12	5	0.15	7	19	0.56	1	2	21	23	0.68	0	0	37.5	1.10
2021-22	UP	78-22	108	1.38	31	246	.313	1	0.01	4	0.05	5	13	0.17	1	6	42	48	0.62	9	1	139.0	1.78
2022-23	AUB	122-31	176	1.44	48	372	.344	5	0.04	0	0.00	4	17	0.14	1	4	103	107	0.88	6	0	231.5	1.90
2023-24	AUB	26-9	25	0.96	5	50	.400	4	0.15	8	0.31	7	7	0.27	0	1	25	26	1.00	4	0	46.5	1.79
<b>TOTAL FOR AUB</b>	<b>148 - 40</b>	<b>201</b>	<b>1.36</b>	<b>53</b>	<b>422</b>	<b>.351</b>	<b>9</b>	<b>0.06</b>	<b>8</b>	<b>0.05</b>	<b>11</b>	<b>24</b>	<b>0.16</b>	<b>1</b>	<b>5</b>	<b>128</b>	<b>133</b>	<b>0.90</b>	<b>10</b>	<b>0</b>	<b>278.0</b>	<b>1.88</b>	
<b>TOTAL</b>	<b>260 - 74</b>	<b>329</b>	<b>1.27</b>	<b>95</b>	<b>730</b>	<b>.321</b>	<b>14</b>	<b>0.05</b>	<b>17</b>	<b>0.07</b>	<b>23</b>	<b>56</b>	<b>0.22</b>	<b>3</b>	<b>13</b>	<b>191</b>	<b>204</b>	<b>0.78</b>	<b>19</b>	<b>1</b>	<b>454.5</b>	<b>1.75</b>	

# #17 CASSIDY TANTON

**PIN HITTER | 6-0 | REDSHIRT-SOPHOMORE  
STONEVILLE, N.C. (DALTON MCMICHAEL)**



### TANTON'S HIGHLIGHTS:

- Picked up a career-high 10 kills vs. Marist, hitting .348
- Made her season debut on Aug. 26 vs. Belmont

CATEGORY	CAREER HIGH	OPPONENT/DATE
Kills	10	vs Marist (8/27/22)
Attempts	23	vs Marist (8/27/22)
Hitting Percentage (Min. 10 ATT.)	.348	vs Marist (8/27/22)
Assists	--	--
Digs	6	vs Marist (8/27/22)
Blocks	--	--
Aces	2(3x)	last vs Southern Miss (9/16/22)
Points	12.0	vs Marist (8/27/22)

CATEGORY	SEASON HIGH	OPPONENT/DATE
Kills	1	vs Middle Tennessee (9/7/23)
Attempts	5	vs Middle Tennessee (9/7/23)
Hitting Percentage (Min. 10 ATT.)	--	--
Assists	--	--
Digs	--	--
Blocks	--	--
Aces	--	--
Points	1.0	vs Middle Tennessee (9/7/23)

### GAME BY GAME

Date	Opponent	SP	Attack				Set			Serve				Recept				Blocking				Team				
			K	E	TA	PCT	A	TA	PCT	SA	SE	TA	PCT	RE	TA	PCT	DIG	BS	BA	BE	TB	B/S	BE	BHE	PTS	HIT%
09/07/2023	Middle Tenn.	1	1	1	5	.000	0	0	.000	0	0	0	.000	1	4	.750	0	0	0	0	0.0	0	0	1.0	.221	1-3
<b>Totals</b>		<b>1</b>	<b>1</b>	<b>1</b>	<b>5</b>	<b>.000</b>	<b>0</b>	<b>0</b>	<b>.000</b>	<b>0</b>	<b>0</b>	<b>0</b>	<b>.000</b>	<b>1</b>	<b>4</b>	<b>.750</b>	<b>0</b>	<b>0</b>	<b>0</b>	<b>0</b>	<b>0.0</b>	<b>0</b>	<b>0</b>	<b>1.0</b>		

### Player Averages

Sets Played	Kills per set	Assists per set	Service aces per set	Digs per set	Blocks per set	Points per set
1	1.00	0.00	0.00	0.00	0.00	1.00

### CAREER STATS

SEASON	TEAM	SM-MP	K	K/S	E	TA	PCT	A	A/S	SA	SA/S	SE	DIG	D/S	RE	BS	BA	TB	B/S	BE	BHE	PTS	PTS/S
2022-23	AUB	58-19	12	0.21	7	34	.147	0	0.00	11	0.19	28	19	0.33	2	0	0	0	0.00	0	0	23.0	0.40
2023-24	AUB	1-1	1	1.00	1	5	.000	0	0.00	0	0.00	0	0	0.00	1	0	0	0	0.00	0	0	1.0	1.00
<b>TOTAL</b>		<b>59 - 20</b>	<b>13</b>	<b>0.22</b>	<b>8</b>	<b>39</b>	<b>.128</b>	<b>0</b>	<b>0.00</b>	<b>11</b>	<b>0.19</b>	<b>28</b>	<b>19</b>	<b>0.32</b>	<b>3</b>	<b>0</b>	<b>0</b>	<b>0</b>	<b>0.00</b>	<b>0</b>	<b>0</b>	<b>24.0</b>	<b>0.41</b>



**#19 JASMINE OKEOMA**  
**MIDDLE BLOCKER | 6-3 | FRESHMAN**  
**WOODBIDGE, VA. (FOREST PARK)**



**OKEOMA'S HIGHLIGHTS:**

CATEGORY	CAREER HIGH	OPPONENT/DATE
Kills	--	--
Attempts	--	--
Hitting Percentage (Min. 10 ATT.)	--	--
Assists	--	--
Digs	--	--
Blocks	--	--
Aces	--	--
Points	--	--

CATEGORY	SEASON HIGH	OPPONENT/DATE
Kills	--	--
Attempts	--	--
Hitting Percentage (Min. 10 ATT.)	--	--
Assists	--	--
Digs	--	--
Blocks	--	--
Aces	--	--
Points	--	--

**GAME BY GAME**

**CAREER STATS**

# #22 SYDNEY HANDEL

DEFENSIVE SPECIALIST | 6-0 | SOPHOMORE  
LEE'S SUMMIT, MO. (LEE'S SUMMIT WEST)



### HANDEL'S HIGHLIGHTS:

- Set career-highs in aces (3) and digs (6) in the NCAA Tournament against Houston
- Made her collegiate debut against Alabama A&M

CATEGORY	CAREER HIGH	OPPONENT/DATE
Kills	1	vs Middle Tennessee (9/7/23)
Attempts	1 (2x)	last at South Alabama (9/14/23)
Hitting Percentage (Min. 10 ATT.)	--	--
Assists	--	--
Digs	10	at South Alabama (9/14/23)
Blocks	--	--
Aces	3	vs Houston (12/3/22)
Points	3.0	vs Houston (12/3/22)

CATEGORY	SEASON HIGH	OPPONENT/DATE
Kills	--	--
Attempts	1	at South Alabama (9/14/23)
Hitting Percentage (Min. 10 ATT.)	--	--
Assists	--	--
Digs	10	at South Alabama (9/14/23)
Blocks	--	--
Aces	--	--
Points	--	--

### GAME BY GAME

Date	Opponent	SP	Attack				Set			Serve				Recept			Blocking				Team				
			K	E	TA	PCT	A	TA	PCT	SA	SE	TA	PCT	RE	TA	PCT	DIG	BS	BA	BE	TOTAL	BHE	POINTS	HIT%	SCORE
09/02/2023	vs SMU	2	0	0	0	.000	0	0	.000	0	2	6	.667	0	0	.000	0	0	0	0	0.0	0	0.0	.316	3-1
09/09/2023	Mercer	1	0	0	0	.000	0	0	.000	0	0	2	1.000	0	0	.000	0	0	0	0	0.0	0	0.0	.346	3-0
09/14/2023	at South Alabama	5	0	0	1	.000	0	2	.000	0	1	14	.929	1	10	.900	10	0	0	0	0.0	0	0.0	.191	3-2
09/15/2023	vs UAB	4	0	0	0	.000	0	0	.000	0	2	11	.818	0	0	.000	0	0	0	0	0.0	0	0.0	.189	3-1
09/16/2023	vs Samford	1	0	0	0	.000	0	2	.000	0	0	0	.000	0	4	1.000	0	0	0	0	0.0	0	0.0	.386	3-1
<b>Totals</b>		<b>13</b>	<b>0</b>	<b>0</b>	<b>1</b>	<b>.000</b>	<b>0</b>	<b>4</b>	<b>.000</b>	<b>0</b>	<b>5</b>	<b>33</b>	<b>.848</b>	<b>1</b>	<b>14</b>	<b>.929</b>	<b>10</b>	<b>0</b>	<b>0</b>	<b>0</b>	<b>0.0</b>	<b>0</b>	<b>0.0</b>		

### Player Averages

Sets Played	Kills per set	Assists per set	Service aces per set	Digs per set	Blocks per set	Points per set
13	0.00	0.00	0.00	0.77	0.00	0.00

### CAREER STATS

SEASON	TEAM	SM-MP	K	K/S	E	TA	PCT	A	A/S	SA	SA/S	SE	DIG	D/S	RE	BS	BA	TB	B/S	BE	BHE	PTS	PTS/S
2022-23	AUB	19-6	0	0.00	0	1	.000	0	0.00	6	0.32	11	10	0.53	3	0	0	0	0.00	0	0	6.0	0.32
2023-24	AUB	13-5	0	0.00	0	1	.000	0	0.00	0	0.00	5	10	0.77	1	0	0	0	0.00	0	0	0.0	0.00
<b>TOTAL</b>		<b>32 - 11</b>	<b>0</b>	<b>0.00</b>	<b>0</b>	<b>2</b>	<b>.000</b>	<b>0</b>	<b>0.00</b>	<b>6</b>	<b>0.19</b>	<b>16</b>	<b>20</b>	<b>0.63</b>	<b>4</b>	<b>0</b>	<b>0</b>	<b>0</b>	<b>0.00</b>	<b>0</b>	<b>0</b>	<b>6.0</b>	<b>0.19</b>



# #25 LAKIN LAURENDINE

**PIN HITTER | 6-1 | FRESHMAN**  
**JACKSON, MISS. (JACKSON ACADEMY)**

## LAURENDINE'S HIGHLIGHTS:

CATEGORY	CAREER HIGH	OPPONENT/DATE
Kills	--	--
Attempts	--	--
Hitting Percentage (Min. 10 ATT.)	--	--
Assists	--	--
Digs	--	--
Blocks	--	--
Aces	--	--
Points	--	--

CATEGORY	SEASON HIGH	OPPONENT/DATE
Kills	--	--
Attempts	--	--
Hitting Percentage (Min. 10 ATT.)	--	--
Assists	--	--
Digs	--	--
Blocks	--	--
Aces	--	--
Points	--	--

## GAME BY GAME

## CAREER STATS