



2023 AUBURN SOFTBALL

#WarEagle | 16 All-Americans • Two SEC Tournament Championships • 2015, 2016 Women's College World Series

Softball Contact | Taylor Shirey • @taylor_shirey14 • trs0010@auburn.edu • (C) 334-750-0710

Auburn Athletics Communications | 392 South Donahue Drive • Auburn, AL 36830 • AuburnTigers.com • @AuburnSoftball

2023 SCHEDULE/RESULTS

| Date | Opponent | Time/Network/Result |
|-----------|------------------------------|---------------------|
| Feb. 10 | ! vs. St. John's | W, 6-0 |
| Feb. 10 | ! vs. Fordham | W, 9-0 (6) |
| Feb. 11 | ! vs. Pitt | L, 7-8 |
| Feb. 11 | ! vs. Indiana | W, 9-0 |
| Feb. 12 | ! vs. Illinois | W, 10-0 (5) |
| Feb. 17 | \$ AUSTIN PEAY | W, 11-1 (5) |
| Feb. 17 | \$ VILLANOVA | W, 8-0 (5) |
| Feb. 18 | \$ VILLANOVA | W, 9-3 |
| Feb. 18 | \$ DAYTON | W, 10-2 (5) |
| Feb. 19 | \$ AUSTIN PEAY | W, 5-1 |
| Feb. 22 | UAB | W, 10-1 (5) |
| Feb. 24 | ^ MERRIMACK | W, 12-0 (5) |
| Feb. 24 | ^ BROWN | W, 9-0 (5) |
| Feb. 25 | ^ NORTH DAKOTA STATE | W, 9-0 (6) |
| Feb. 25 | ^ MERRIMACK | W, 7-0 |
| Feb. 26 | ^ NORTH DAKOTA STATE | W, 4-0 |
| March 1 | at Troy | W, 11-0 |
| March 3 | & BOWLING GREEN | 3 p.m. |
| March 3 | & SOUTH ALABAMA | 5:30 p.m. |
| March 4 | & SOUTH ALABAMA | 3 p.m. |
| March 4 | & TENNESSEE TECH | 5:30 p.m. |
| March 5 | & BOWLING GREEN | 2:30 p.m.+ |
| March 8 | * at Georgia Tech | 1 p.m. |
| March 10 | * at Georgia | 5:30 p.m. |
| March 11 | * at Georgia | 11 a.m.= |
| March 12 | * at Georgia | 1 p.m. |
| March 17 | % vs. Weber State | 11 a.m. |
| March 17 | % vs. Northwestern | 1:30 p.m. |
| March 18 | % vs. Northwestern | 1:30 p.m. |
| March 18 | % vs. Oklahoma | 6:30 p.m. |
| March 19 | % vs. Oklahoma | 12:30 p.m. |
| March 25 | * MISSOURI | 6 p.m.+ |
| March 26 | * MISSOURI | 5 p.m.= |
| March 27 | * MISSOURI | 6 p.m.= |
| March 29 | at Samford | 6 p.m. |
| Mar. 31 | * OLE MISS | 6 p.m.+ |
| April 1 | * OLE MISS | 3 p.m.= |
| April 2 | * OLE MISS | 1 p.m.+ |
| April 6 | * at Florida | 5 p.m. |
| April 7 | * at Florida | 5 p.m. |
| April 8 | * at Florida | 12 p.m. |
| April 12 | * TROY | 6 p.m.+ |
| April 14 | * LSU | 5 p.m.= |
| April 15 | * LSU | 1 p.m.+ |
| April 16 | * LSU | 3 p.m. (2) |
| April 19 | * JACKSONVILLE STATE | 6 p.m.+ |
| April 21 | * at Alabama | 8 p.m.= |
| April 22 | * at Alabama | 3 p.m.= |
| April 23 | * at Alabama | 3 p.m. (2) |
| April 28 | * at South Carolina | 5 p.m. |
| April 29 | * at South Carolina | 1 p.m. |
| April 30 | * at South Carolina | 12 p.m. |
| May 3 | * ALABAMA STATE | 6 p.m.+ |
| May 5 | * MISSISSIPPI STATE | 5 p.m.+ |
| May 6 | * MISSISSIPPI STATE | 3 p.m.+ |
| May 7 | * MISSISSIPPI STATE | 11 a.m.= |
| May 10-14 | # SEC Tournament | TBA |
| May 18-21 | NCAA Regionals | TBA |
| May 25-28 | NCAA Super Regionals | TBA |
| June 1-9 | Women's College World Series | TBA |

BOLD indicates home contest | All times listed in Central and subject to change

* - Southeastern Conference Game | ! - NFCA Leadoff Classic (Clearwater, Fla.)

\$ - Tiger Invitational (Auburn, Ala.) | ^ - Plainsman Invite (Auburn, Ala.)

& - Jane B. Moore Memorial (Auburn, Ala.)

% - Oklahoma Hall of Fame Classic (Oklahoma City, Okla.)

- SEC Tournament (Fayetteville, Ark.)

+ - SEC Network+ | = - SEC Network | (2) - ESPN2 | (?) - ESPN+

JANE B. MOORE MEMORIAL TOURNAMENT

AUBURN TIGERS

RECORD: 16-1 (0-0 SEC)

RANKINGS: #19 NFCA | #21 USA Softball | #20 DI Softball | #20 Softball America

HEAD COACH: Mickey Dean (Elon, 1987)

CAREER RECORD: 657-263 (17th Season)

RECORD AT AUBURN: 179-91 (6th Season)



BOWLING GREEN FALCONS

RECORD: 5-9 (0-0 MAC)

RANKINGS: NR NFCA | NR USA Softball | NR DI Softball | NR Softball America

HEAD COACH: Candace Fenton-Bockbrader (Bowling Green, 2005)

CAREER RECORD: 5-9 (1st Season)

RECORD AT BOWLING GREEN: 5-9 (1st Season)



SOUTH ALABAMA JAGUARS

RECORD: 9-6 (0-0 SBC)

RANKINGS: NR NFCA | NR USA Softball | NR DI Softball | NR Softball America

HEAD COACH: Becky Clark (Mobile, 1995)

CAREER RECORD: 504-337-1 (17th Season)

RECORD AT SOUTH ALABAMA: 504-337-1 (17th Season)



TENNESSEE TECH GOLDEN EAGLES

RECORD: 1-10 (0-0 OVC)

RANKINGS: NR NFCA | NR USA Softball | NR DI Softball | NR Softball America

HEAD COACH: Danielle Penner (California [PA], 1998)

CAREER RECORD: 405-220 (13th Season)

RECORD AT TENNESSEE TECH: 1-10 (1st Season)



FIRST PITCH

TELEVISION: SEC Network+ [Sunday]

LOCATION: Auburn, Alabama

STADIUM: Jane B. Moore Field (2,316)

TALENT: Radio Passthrough

RADIO: Auburn Sports Network
95.9 WTGZ or 99.9 WQNR

WEATHER FORECAST

FRIDAY: 78 Degrees - Scattered Thunderstorms (70%)

SATURDAY: 72 Degrees - Sunny (10%)

SUNDAY: 74 Degrees - Sunny (0%)

LEADING OFF

- Auburn returns to Jane B. Moore Field this weekend to host the Jane B. Moore Memorial Tournament, its final home non-conference tournament of the regular season. The tournament is named after longtime Auburn women's athletics pioneer Dr. Jane B. Moore, who passed away in the summer of 2021.
- Taking down Troy in the first true road contest of the season, Auburn has won 14 consecutive games with a perfect 11-0 record in contests at Jane B. Moore Field.
- It's #BriBomb season. Turning in one of the best weeks in her collegiate career, Bri Ellis was selected as SEC Player of the Week and Louisville Slugger/NFCA Division I Player of the Week. Ellis knocked four homers and drove in 11 runs during last week's six-game stand. She joins Emily Carosone (2015) as the only two Tigers in school history to be named national player of the week.
- Auburn has recorded a shutout in six consecutive games. Auburn's pitching staff leads the country with a 0.75 earned run average and has recorded a nation's best 11 shutouts.

BY THE NUMBERS

450

Leading the SEC and ranking second nationally with 79 strikeouts, Maddie Penta recorded her 450th strikeout of her career in Wednesday's midweek tilt at Troy.

25

Just 17 games into her sophomore season, Bri Ellis ranks 12th in program history with 25 career home runs.

17

Nelia Peralta is the lone Tiger to reach base in all 17 games to start the 2023 season. She leads all starters with a .589 on base percentage.

#WarEagle



AuburnTigers.com



@AuburnSoftball | @AuburnTigers



/AuburnSoftball
/AuburnTigers

TEAM SCHEDULE AND MEDIA AVAILABILITY » WEEK OF FEBRUARY 27 - MARCH 5

| MONDAY Feb. 27 | TUESDAY Feb. 28 | WEDNESDAY March 1 | THURSDAY March 2 | FRIDAY March 3 | SATURDAY March 4 | SUNDAY March 5 |
|-------------------|--------------------------------------|----------------------------------|--------------------------------------|--|---|--|
| OFF DAY | PRACTICE 3:45 to 6:45 p.m. | GAME 6:00 p.m. at Troy | PRACTICE 3:45 to 6:45 p.m. | GAMES 3:00 p.m. vs. Bowling Green 5:30 p.m. vs. South Alabama | GAMES 3:00 p.m. vs. South Alabama 5:30 p.m. vs. Tennessee Tech | GAME 2:30 p.m. vs. Bowling Green |
| NO MEDIA | MEDIA BY REQUEST | INTERVIEWS POSTGAME | MEDIA BY REQUEST | INTERVIEWS POSTGAME | INTERVIEWS POSTGAME | INTERVIEWS POSTGAME |

AUBURN ATHLETICS COMMUNICATIONS

AUBURNTIGERS.COM

For updated game notes, statistics and latest information on Auburn softball and Auburn Athletics, visit AuburnTigers.com.

INTERVIEW POLICY

Coach Dean, assistant coaches and select student-athletes are available for interviews by contacting Taylor Shirey in the communications office. Media availabilities will be conducted in person at approximately 3 p.m. CT prior to Tuesday practices throughout the season unless otherwise specified. Specific interview request should be made at least 24 hours in advance to ensure availability. Additional requests will be granted based on student-athlete availability throughout the week.

Postgame interviews with Coach Dean and requested players will be conducted in-person following a brief cool-down period. Interview will be conducted out front of the Gregg E. Heim Player Development Center.

CREDENTIALS

Media members wishing to cover Auburn softball should contact Taylor Shirey at least 24 hours prior to each home contest. All credentials will be issued on a game-by-game basis. No passes will be issued in advance. Credentials will be available for pick up on game days at Media Will Call located at the main entrance of Jane B. Moore Field. Windows inside the press box will be open at all times, regardless of weather. Please dress accordingly. Limited field access will be granted for photography and videography.

GAME DAY / PRESS SERVICES

Press releases, statistics and game information will be available each week via AuburnTigers.com/Softball. Media members may request to be added to email lists to automatically receive up-to-date information on Auburn softball. Notes and statistics will be available digitally. A limited number of printed copies of game notes, statistics, lineups and final box scores will be available on game days. Wireless internet is available in the press box. Contact Taylor Shirey for password information. Video highlights will also be posted to ImagenCloud.

VIDEO SERVICES

FTP feeds of selected Auburn softball highlights are available for the media. A number of studio and satellite services may be arranged for electronic media by emailing T.J. Johnson at tdj0023@auburn.edu.

PHOTOGRAPHY

For photos of Auburn softball or Auburn Athletics, contact Taylor Shirey via email at trs0010@auburn.edu. Credentials to shoot Auburn softball will be issued to only accredited photographers on assignment. Photographers may only shoot in the designated areas.

QUICK FACTS

UNIVERSITY INFORMATION

City _____ Auburn, Ala.
 Founded _____ 1856
 Enrollment _____ 31,526
 Nickname _____ Tigers
 Colors _____ Burnt Orange & Navy Blue
 Affiliation _____ NCAA Division I
 Conference _____ Southeastern (SEC)
 Stadium (Capacity) _____ Jane B. Moore Field (2,316)
 President _____ Dr. Christopher B. Roberts
 Athletics Director _____ John Cohen

TEAM INFORMATION

Letterwinners Returning/Lost _____ 18/6
 Starters Returning/Lost _____ 9/0
 Pitchers Returning/Lost _____ 2/2
 Newcomers _____ 7
 2022 Overall Record _____ 40-17
 2022 Conference Record/Finish _____ 11-13/10th

PROGRAM HISTORY

First Year of Softball _____ 1997
 All-Time Record _____ 945-603-2 (.610)
 at Jane B. Moore Field (1998-Present) _____ 527-206-1 (.719)
 at AU City Complex (1997-98) _____ 18-18 (.500)
 Total Home Record _____ 545-224-1 (.708)
 All-Time SEC Record _____ 319-357 (.472)
 SEC Tournament Appearances _____ 21
 SEC Tournament Record _____ 21-26 (.447)
 NCAA Tournament Appearances _____ 17
 NCAA Tournament Record _____ 34-36 (.486)

STAFF INFORMATION

Head Coach _____ Mickey Dean (Elon, 1987)
 Career Softball Record _____ 657-263 (.714) / 17th Season
 Record at Auburn _____ 179-91 (.663) / 6th Season
 Assistant Coach _____ Eugene Lenti
 Assistant Coach _____ Emily Carosone
 Volunteer Assistant _____ Ken Brooke
 Video Analyst _____ Wayne Pettry
 Director of Operations _____ Leisa Lee

MEDIA INFORMATION

Associate AD/Communications _____ Kirk Sampson
 Assistant Director/Softball Contact _____ Taylor Shirey
 Email _____ trs0010@auburn.edu
 Phone _____ 334-750-0710
 Mailing Address _____ Auburn Athletics Complex
 _____ 392 S. Donahue Dr.
 Website _____ AuburnTigers.com
 Facebook _____ Facebook.com/AuburnSoftball
 Twitter/Instagram _____ @AuburnSoftball

GAMEDAY EXPERIENCE: JANE B. MOORE FIELD

» Jane B. Moore Field enters its 25th season hosting the Auburn softball program. On April, 26, 2003, the Auburn Softball Complex was renamed Jane B. Moore Field in honor of Dr. Jane Moore who served more than 20 years as a member of Auburn's Committee on Intercollegiate Athletics. The complex holds dimensions of 201 feet at the corners and 220 feet in straight-away center field.



2023 ROSTER

NUMERICAL ROSTER

| No. | Name | Pos. | Ht. | B/T | Year | Hometown (High School/Previous School) |
|-----|--------------------|---------|------|-----|------|---|
| 00 | Aspyn Godwin | C/OF | 5-8 | R/R | Gr. | Silverhill, Ala. (Daphne) |
| 2 | Sydney Cox | UTL | 5-3 | L/R | Jr. | Asheboro, N.C. (Asheboro) |
| 3 | Icess Tresvik | UTL | 5-9 | R/R | So. | Wilmington, N.C. (North Carolina A&T) |
| 4 | Emmah Rolfe | RHP | 5-10 | R/R | Fr. | Madison, Ala. (Bob Jones) |
| 5 | Lindsey Garcia | INF | 5-5 | R/R | Sr. | Coral Springs, Fla. (Coral Springs Charter) |
| 7 | Denver Bryant | INF | 5-6 | R/R | Jr. | Albany, Ga. (Dougherty) |
| 9 | Maddie Penta | RHP | 6-2 | R/R | Jr. | Chesapeake City, Md. (Bohemia Manor) |
| 10 | Makayla Packer | UTL | 5-8 | R/R | Jr. | Chattanooga, Tenn. (Baylor School) |
| 11 | Aubrie Lisenby | C/INF | 5-7 | R/R | So. | Huntsville, Ala. (Bob Jones) |
| 12 | Carlee McCondichie | UTL | 5-7 | L/R | Sr. | Birmingham, Ala. (Gardendale) |
| 13 | Nelia Peralta | INF | 5-6 | R/R | So. | Wellington, Fla. (Wellington) |
| 15 | Skylar Elkins | C/UTL | 5-8 | R/R | Fr. | Locust Grove, Ga. (Locust Grove) |
| 16 | KK McCrary | INF | 5-8 | R/R | Jr. | Murfreesboro, Tenn. (Tennessee) |
| 17 | Maia Engelkes | INF | 5-11 | R/R | Sr. | Sioux Falls, S.D. (Harrisburg) |
| 18 | Riley McNemar | INF | 5-5 | R/R | So. | Galena, Kan. (Galena) |
| 20 | Abbey Smith | OF | 5-8 | L/R | So. | Austin, Texas (James Bowie) |
| 22 | Jessie Blaine | C | 5-10 | R/R | So. | Wentzille, Mo. (St. Dominic) |
| 23 | Axe Milanowski | INF | 5-6 | R/R | Fr. | Dothan, Ala. (Houston Academy) |
| 25 | Kenadie Cooper | OF | 5-7 | R/R | So. | Newnan, Ga. (East Coweta) |
| 31 | Millie Roberts | C/INF | 5-7 | R/R | Fr. | Owensboro, Ky. (Davie County) |
| 55 | Shelby Lowe | LHP | 5-9 | R/L | Jr. | Carrollton, Ala. (Pickens Academy) |
| 66 | Annabelle Widra | UTL/RHP | 5-7 | L/R | So. | Hoover, Ala. (Michigan) |
| 77 | Bri Ellis | INF | 5-10 | R/R | So. | Houston, Texas (Memorial) |
| 99 | Rose Roach | INF | 5-6 | L/R | So. | Elburn, Ill. (Kaneland) |

ALPHABETICAL ROSTER

| No. | Name | Pos. |
|-----|--------------------|---------|
| 22 | Jessie Blaine | C |
| 7 | Denver Bryant | INF |
| 25 | Kenadie Cooper | OF |
| 2 | Sydney Cox | UTL |
| 15 | Skylar Elkins | C/UTL |
| 77 | Bri Ellis | INF |
| 17 | Maia Engelkes | INF |
| 5 | Lindsey Garcia | INF |
| 00 | Aspyn Godwin | C/OF |
| 11 | Aubrie Lisenby | C/INF |
| 55 | Shelby Lowe | LHP |
| 12 | Carlee McCondichie | UTL |
| 16 | KK McCrary | INF |
| 18 | Riley McNemar | INF |
| 23 | Axe Milanowski | INF |
| 10 | Makayla Packer | UTL |
| 9 | Maddie Penta | RHP |
| 13 | Nelia Peralta | INF |
| 99 | Rose Roach | INF |
| 31 | Millie Roberts | C/INF |
| 4 | Emmah Rolfe | RHP |
| 20 | Abbey Smith | OF |
| 3 | Icess Tresvik | UTL |
| 66 | Annabelle Widra | UTL/RHP |

COACHING STAFF

- HEAD COACH | MICKEY DEAN (SIXTH SEASON)
- ASSISTANT COACH | EUGENE LENTI (FOURTH SEASON)
- ASSISTANT COACH | EMILY CAROSONE (THIRD AS AST. COACH | FIFTH OVERALL)
- VOLUNTEER ASSISTANT COACH | KEN BROOKE (FIRST AS VOLUNTEER | SECOND OVERALL)
- VIDEO ANALYST | WAYNE PETTRY (FIRST SEASON)
- DIRECTOR OF OPERATIONS | LEISA LEE (FOURTH SEASON)
- GRADUATE ASSISTANT | SIERRA EASTER WOOD (FIRST SEASON)
- GRADUATE ASSISTANT | OLIVIA LESSMANN (FIRST SEASON)

SUPPORT STAFF

- SPORT ADMINISTRATOR | CASEY PAGE
- ATHLETIC TRAINER | LORA FUHRMANN
- STRENGTH & CONDITIONING | BRYAN "PK" KARKOSKA
- COMMUNICATIONS | TAYLOR SHIREY
- MARKETING & FAN ENGAGEMENT | CIARA GRESHAM
- VIDEO CONTENT SPECIALIST | T.J. JOHNSON

BY CLASS

FRESHMEN (4)

Skylar Elkins, Axe Milanowski, Millie Roberts, Emmah Rolfe

SOPHOMORES (10)

Jessie Blaine, Bri Ellis, Kenadie Cooper, Aubrie Lisenby, Nelia Peralta, Riley McNemar, Rose Roach, Abbey Smith, Icess Tresvik, Annabelle Widra

JUNIORS (6)

Denver Bryant, Sydney Cox, Shelby Lowe, KK McCrary, Makayla Packer, Maddie Penta

SENIORS (3)

Maia Engelkes, Lindsey Garcia, Carlee McCondichie

GRADUATE STUDENTS (1)

Aspyn Godwin

PRONUNCIATION GUIDE

- KENADIE Cooper _____ ken-a-dee
- MAIA ENGELKES _____ MY-uh INGLE-keys
- ASPYN Godwin _____ AS-pen
- Aubrie LISENBY _____ liz-IN-bee
- Carlee MCCONDICHIE _____ muh-con-da-SHE
- KK MCCRARY _____ muh-CRAIR-ee
- Riley MCNEMAR _____ mick-KNEE-mer
- Axe MILANOWSKI _____ mil-an-OW-ske
- NELIA Peralta _____ NELL-ee-uh
- ICCESS Tresvik _____ EYE-sis
- Annabelle WIDRA _____ WEE-dra

INSIDE THE MATCHUP

| | |
|---------------------|--------------|
| AUBURN | VALUE |
| Batting Average | .373 |
| Hits | 163 |
| Runs per Game | 8.6 |
| Extra-Base Hits | 57 |
| RBI | 133 |
| Slugging Percentage | .632 |
| On-Base Percentage | .457 |
| Stolen Bases | 41-46 |

| | |
|-------------------------|------|
| ERA | 0.75 |
| Shutouts | 11 |
| Walks | 12 |
| Strikeouts | 156 |
| Batting Average Against | .148 |
| Fielding Percentage | .972 |

| | |
|----------------------|--------------|
| BOWLING GREEN | VALUE |
| Batting Average | .251 |
| Hits | 93 |
| Runs per Game | 4.1 |
| Extra-Base Hits | 23 |
| RBI | 50 |
| Slugging Percentage | .337 |
| On-Base Percentage | .323 |
| Stolen Bases | 10-12 |

| | |
|-------------------------|------|
| ERA | 4.36 |
| Shutouts | 0 |
| Walks | 61 |
| Strikeouts | 68 |
| Batting Average Against | .254 |
| Fielding Percentage | .975 |

| | |
|----------------------|--------------|
| SOUTH ALABAMA | VALUE |
| Batting Average | .275 |
| Hits | 103 |
| Runs per Game | 4.0 |
| Extra-Base Hits | 21 |
| RBI | 51 |
| Slugging Percentage | .365 |
| On-Base Percentage | .338 |
| Stolen Bases | 18-20 |

| | |
|-------------------------|------|
| ERA | 1.99 |
| Shutouts | 5 |
| Walks | 27 |
| Strikeouts | 113 |
| Batting Average Against | .214 |
| Fielding Percentage | .957 |

| | |
|-----------------------|--------------|
| TENNESSEE TECH | VALUE |
| Batting Average | .216 |
| Hits | 52 |
| Runs per Game | 2.7 |
| Extra-Base Hits | 14 |
| RBI | 25 |
| Slugging Percentage | .274 |
| On-Base Percentage | .316 |
| Stolen Bases | 3-8 |

| | |
|-------------------------|-------|
| ERA | 10.28 |
| Shutouts | 0 |
| Walks | 57 |
| Strikeouts | 26 |
| Batting Average Against | .391 |
| Fielding Percentage | .950 |

PROBABLE AUBURN STARTERS

| POS. | NO. | NAME | CL. | B/T | AVG. | GP-GS | AB | R | H | 2B | 3B | HR | RBI | SLG% | OB% |
|------|-----|--------------------|-----|-----|------|-------|----|----|----|----|----|----|-----|------|------|
| C | 00 | Aspyn Godwin | Gr. | R/R | .323 | 16-13 | 31 | 6 | 10 | 1 | 0 | 3 | 10 | .645 | .364 |
| 1B | 77 | Bri Ellis | So. | R/R | .450 | 17-17 | 40 | 10 | 18 | 4 | 0 | 5 | 21 | .925 | .520 |
| 2B | 12 | Carlee McCondichie | Sr. | L/R | .520 | 17-17 | 50 | 17 | 26 | 4 | 1 | 1 | 14 | .700 | .527 |
| 3B | 66 | Annabelle Widra | So. | L/R | .370 | 16-12 | 27 | 5 | 10 | 1 | 0 | 3 | 7 | .741 | .393 |
| SS | 13 | Nelia Peralta | So. | R/R | .477 | 17-17 | 44 | 15 | 21 | 3 | 2 | 3 | 10 | .841 | .589 |
| LF | 3 | Icless Tresvik | So. | R/R | .345 | 16-14 | 29 | 10 | 10 | 1 | 0 | 5 | 12 | .897 | .367 |
| CF | 10 | Makayla Packer | Jr. | R/R | .571 | 14-6 | 14 | 9 | 8 | 0 | 1 | 0 | 3 | .714 | .571 |
| RF | 5 | Lindsey Garcia | Jr. | R/R | .415 | 16-16 | 41 | 15 | 17 | 4 | 1 | 3 | 20 | .780 | .500 |
| DP | 22 | Jessie Blaine | So. | R/R | .317 | 17-14 | 41 | 6 | 13 | 0 | 1 | 1 | 8 | .439 | .404 |

| POS. | NO. | NAME | CL. | ERA | W-L | APP-GS | CG-SHO | SV | IP | H | R | ER | BB | SO | AVG. |
|------|-----|-----------------|-----|------|-----|--------|--------|----|------|----|---|----|----|----|------|
| RHP | 9 | Maddie Penta | Jr. | 0.00 | 9-0 | 11-8 | 1-1 | 1 | 44.0 | 17 | 1 | 0 | 5 | 79 | .114 |
| RHP | 66 | Annabelle Widra | So. | 0.52 | 4-0 | 8-5 | 2-2 | 1 | 27.0 | 15 | 3 | 2 | 1 | 35 | .155 |
| LHP | 55 | Shelby Lowe | Jr. | 0.75 | 2-0 | 10-3 | 0-0 | 0 | 18.2 | 7 | 3 | 2 | 1 | 27 | .108 |
| --- | | | | | | | | | | | | | | | |
| RHP | 4 | Emmah Rolfe | Fr. | 3.00 | 1-0 | 5-0 | 0-0 | 0 | 9.1 | 10 | 5 | 4 | 5 | 11 | .286 |
| RHP | 3 | Icless Tresvik | So. | 7.00 | 0-1 | 3-1 | 0-0 | 0 | 3.0 | 4 | 4 | 3 | 0 | 4 | .308 |

2023 AUBURN HONOR ROLL

BRI ELLIS, SO., INF

- Louisville Slugger/NFCA Player of the Week [Feb. 28]
- SEC Player of the Week [Feb. 27]
- Plainsman Invite All-Tournament Team
- Tiger Invitational All-Tournament Team
- Preseason All-SEC Team
- Preseason D100 Player Rankings [No. 74]
- Extra Elite 100 Player Rankings [No. 77]
- Softball America Preseason College Top 100 [No. 76]
- D1 Softball Position Rankings - First Base [No. 5]
- Extra Elite 100 Position Rankings - First Base [No. 7]
- FloSoftball Top 10 Sluggers

MADDIE PENTA, JR., RHP

- Plainsman Invite All-Tournament Team
- Tiger Invitational All-Tournament Team
- SEC Pitcher of the Week [Feb. 13]
- NFCA Leadoff Classic All-Tournament Team
- Preseason All-SEC Team
- USA Softball Collegiate Player of the Year Watch List
- Preseason D100 Player Rankings [No. 37]
- Extra Elite 100 Player Rankings [No. 47]
- Softball America Preseason College Top 100 [No. 61]
- D1 Softball Position Rankings - Pitcher [No. 13]
- Extra Elite 100 Position Rankings - Pitcher [No. 14]

LINDSEY GARCIA, SR., INF

- Plainsman Invite All-Tournament Team
- Tiger Invitational All-Tournament Team

NELIA PERALTA, SO., INF

- Plainsman Invite All-Tournament Team
- Tiger Invitational All-Tournament Team

SHELBY LOWE, JR., LHP

- Preseason D100 Player Rankings [No. 62]

ANNABELLE WIDRA, SO., UTL/RHP


- Plainsman Invite All-Tournament Team
- Tiger Invitational All-Tournament Team

CARLEE MCCONDICHIE, SR., UTL

- Plainsman Invite All-Tournament Team

PLAYER TO WATCH: BRI ELLIS

>> Slugging four home runs over Auburn's last six games, Bri Ellis enters the week as the reigning SEC Player of the Week and Louisville Slugger/NFCA Division I Player of the Week. She enters the fourth week of the season ranking second in the SEC in RBI (21), fourth in slugging percentage (.925) and sixth in home runs (5). Just 17 games into her sophomore season, Ellis stands 12th in program history with 25 career homers.



NOTEBOOK

FIRST PITCH

» Auburn returns to Jane B. Moore Field for the final time before opening Southeastern Conference play as the Tigers host Bowling Green, South Alabama and Tennessee Tech for the second annual Jane B. Moore Memorial Tournament. The tournament is named in honor of late Auburn women's athletics pioneer Dr. Jane B. Moore, who passed away in the summer of 2021.

» The Tigers open the tournament of Friday with a doubleheader slate against Bowling Green and South Alabama. First pitch is set for 3 p.m. CT. Saturday will feature another doubleheader slate beginning at 3 p.m. CT. with a rematch with the Jaguars followed by Tennessee Tech. Sunday's finale against Bowling Green is set for 2:30 p.m. CT.

» Fans can listen to live radio coverage of all five contests on the Auburn Sports Network. Sunday's finale will feature a two-camera stream on the SEC Network+.

REMEMBERING DR. JANE B. MOORE

» Dr. Jane B. Moore was one the most influential women in Auburn Athletics history. Auburn's softball complex was named Jane B. Moore Field in her honor in 2002 and dedicated on April 26, 2003, in recognition of Moore's service to athletics at Auburn.

» In 1975, Moore became the first woman to serve on the Auburn University Committee on Intercollegiate Athletics. She served on multiple athletics committees for men's and women's sports for more than 40 years. Moore made significant professional contributions to Auburn University over a 28-year career on the faculty of the College of Education and the Department of Health and Human Performance (now the School of Kinesiology).

» Her service to Auburn has been recognized with the Algernon Sydney Sullivan Award and the Pamela Wells Sheffield Award, which recognizes Auburn women exemplifying grace, character and a selfless service and commitment to Auburn University and the Auburn family.

» Auburn softball established the Jane B. Moore Endowment for Softball Excellence last season in her honor. An initial gift of \$25,000 made to the endowment from Tigers Unlimited through the On Deck Club, the official support club of Auburn Softball. The Jane B. Moore Endowment is used to further enhance excellence in the Auburn Softball program through annual strategic initiatives.

INSIDE THE SERIES: JANE B. MOORE MEMORIAL FIELD BOWLING GREEN

» Auburn has met Bowling Green have meet twice previously with the Tigers taking a pair of wins - both at Jane B. Moore Field.

» The Falcons last trekked to the Plains on Feb. 10, 2012, as Auburn knocked off Bowling Green 10-2 in five innings.

SOUTH ALABAMA

» Despite being an in-state opponent, Auburn has faced South Alabama only six times in school history. Auburn holds a 5-1 overall record in the series, which includes a 3-1 mark in games held at Jane B. Moore Field.

» The two teams are meeting for the first time since the 2015 Auburn Regional. Auburn earned a pair of postseason victories over the Jaguars by 1-0 and 7-4 finals before ultimately advancing to the 2015 Women's College World Series.

» This is the first regular season meeting between the two programs since 2011 when Auburn picked up a 2-1 victory in Mobile.

TENNESSEE TECH

» Auburn boasts an undefeated record against the Golden Eagles with a 7-0 advantage in the series. Auburn has shut out Tennessee Tech four times in those seven meetings.

» The two teams last met during opening weekend of the 2018 season. Auburn picked up a pair of shutout victories, outscoring the Golden Eagles 20 to 0.

#BRIBOMBBS: ELLIS EARNS NATIONAL HONORS BEHIND MASSIVE WEEK

» After turning in the best week of her collegiate career, the honors continued to pour in for Auburn softball's Bri Ellis as the sophomore slugger earned national recognition as the Louisville Slugger/National Fastpitch Coaches Association Division I Player of the Week.

» This marks the first time in program history that Auburn has earned a Player of the Week honor from the NFCA. Maddie Penta took home the organization's Division I Pitcher of the Week award in March of 2022. Ellis joins Emily Carosone as the only two players in program history to earn a national weekly honor. Carosone was selected USA Softball National Player of the Week in 2015.

» Over the Tigers' midweek win against UAB and perfect sweep of the Plainsman Invite, Ellis went 10-for-14 at the plate for a .714 batting average. Seven of Ellis's hits went for extra bases as she knocked three doubles and four home runs for a 1.786 slugging percentage. The Houston, Texas, native led the team with seven runs scored and 11 RBI. Drawing four walks, Ellis posted a .788 on-base percentage. Defensively, Ellis was perfect in the field behind 31 putouts.

WELCOME TO THE PENTA-GON

» Opening her junior campaign right where she left off, Maddie Penta continues to build her legacy as one of the best pitchers to ever wear the Orange and Blue.

» Entering her fourth weekend in the circle, Penta's has still yet to allow an earned run to score and boasts an undefeated 9-0 record in the circle. Penta's early performance has her on top of not only the SEC leaderboard but also one of the top pitchers across the country early in the season.

MADDIE PENTA'S 2023 SEC NUMBERS

| | | |
|-----|---------------------------------|-------|
| 1st | Earned Run Average | 0.00* |
| 1st | Strikeouts | 79 |
| 1st | Victories | 9* |
| 2nd | Strikeouts per Seven Innings | 12.6 |
| 3rd | Hits Allowed per Seven Innings | 2.70 |
| 5th | Saves | 1 |
| 6th | Strikeout-to-Walk Ratio | 15.80 |
| 8th | Walks Allowed per Seven Innings | 0.80 |

*Also leads all of NCAA Division I

Penta also enters the week ranked 21st among all active NCAA Division I pitchers in career earned run average, 31st in strikeouts and 45th in winning percentage.

» Along with her meteoric rise as one of the top pitchers in league, Penta solidified herself as one of the most dominating pitchers Auburn has seen in over a decade. Last season, Penta recorded the most strikeouts by any Tiger since 2010 and was just the seventh Tiger in program history to hit 250+ strikeouts in a season. In Auburn's midweek road tilt at Troy, Penta surpassed 450 career strikeouts, becoming just the fifth pitcher in program history to hit the milestone.

» At the Plainsman Invite, Penta tossed her third collegiate no-hitter as she blanked North Dakota State. She stands fourth in school history for most individual no-hitters.

» Etching her name on the freshman, sophomore and single-season record books, Penta enters the midweek with her name already on the top 10 in numerous career rankings. She needs just 23.0 additional innings of work to qualify for certain career categories (earned run average, strikeouts per seven innings, etc.)

MADDIE PENTA IN AUBURN RECORD BOOK

| | | |
|------------------|------------|-----|
| FRESHMAN RECORDS | | |
| 5th | Strikeouts | 105 |

SOPHOMORE RECORDS

| | | |
|-----|--------------------|-------|
| 1st | Strikeouts | 269 |
| 3rd | Earned Run Average | 1.76 |
| 5th | Innings Pitched | 195.0 |

SEASON RECORDS [SET IN 2022]

| | | |
|------|-----------------------------------|-------|
| 1st | Starts | 35 |
| 4th | Wins | 24 |
| 4th | Most Strikeouts per Seven Innings | 9.66 |
| 5th | Lowest Opponent Batting Average | .181 |
| 5th | Strikeouts | 269 |
| 6th | Strikeouts Looking | 57 |
| 7th | Combined Shutouts | 6 |
| 9th | Innings Pitched | 195.0 |
| 10th | Complete Games | 15 |

CAREER RECORDS

| | | |
|-------|--------------------|-------|
| 5th | Strikeouts | 453 |
| 15th | Combined Shutouts | 13 |
| 9th | Strikeouts Looking | 89 |
| 10th | Wins | 42 |
| 110th | Starts | 63 |
| 113th | Complete Games | 22 |
| 113th | Shutouts | 6 |
| 15th | Innings Pitched | 327.0 |

CAN'T TOUCH THIS

» Recording six consecutive shutouts for the first time since 2016, Auburn has solidify the staff as one of the tops in the Southeastern Conference and the country.

» Auburn leads the country with a 0.75 earned run average, allowing just 11 earned runs through 17 games this season. The Tiger pitching staff has recorded 11 shutouts through the first 17 games of the season, a mark that also leads the entire country while also lead the nation with a 13.00 strikeout-to-walk ratio, issuing just 12 free passes compared to 156 strikeouts.

» Annabelle Widra and Maddie Penta has anchored the staff through the first three weeks of the season as the duo threw back-to-back no-hitters at the Plainsman Invite, marking the first time since the 2014 season Auburn has recorded the feat.

» Add Shelby Lowe to the mix and Auburn has three of the top six lowest earned run averages by individual pitchers in the SEC with Maddie Penta leading the league as the only qualifying pitcher in the SEC to not allow an earned run to score this season.

RANKINGS ROUND-UP: AUBURN TRENDS UPWARD AFTER UNDEFEATED HOME OPENER

» With a midweek win against in-state opponent UAB and another perfect weekend at Jane B. Moore Field behind a Plainsman Invite sweep, Auburn saw movement in both directions in the third edition of the national polls. Auburn has now been ranked by at least one major poll for 18 consecutive weeks.

» Auburn moved up one spot to No. 19 in the USA Today/NFCA Coaches Poll. The Tigers also jumped a spot to No. 20 in the latest Softball America Top 25.

» Despite extending its winning streak to 13 consecutive games, Auburn fell one spot in the ESPN.com/USA Softball Top 25 to hold a No. 21 ranking. Auburn also fell two spots to No. 20 in the D1 Softball Collegiate Top 25.

PENTA CLAIMS FIRST SEC PITCHER OF THE WEEK HONOR OF 2023

» Combining for three shutout victories and closing opening weekend as the conference leader in strikeouts, Maddie Penta's junior season picked up right where she left off as her effort were celebrated with Southeastern Conference Pitcher of the Week honors.

» Penta has won five SEC weekly honors over her career. This marks her second SEC Pitcher of the Week selection after winning the award

SCORE BY INNING

| | 1st | 2nd | 3rd | 4th | 5th | 6th | 7th | EXTRAS | Total |
|-----------|-----|-----|-----|-----|-----|-----|-----|--------|-------|
| AUBURN | 34 | 24 | 27 | 28 | 11 | 11 | 11 | 0 | 146 |
| OPPONENTS | 3 | 10 | 1 | 1 | 0 | 0 | 1 | 0 | 16 |

NOTEBOOK

in March of 2022.

» The Chesapeake City, Maryland, native combined with Shelby Lowe to record three of Auburn's four shutouts over opening weekend. Penta was the pitcher of record for all three of starts, opening her junior campaign with a 3-0 mark. Penta has not allowed a run to score in 17.1 consecutive innings, dating back to the 2022 season.

» Over 15 innings of work in Clearwater, Penta scattered eight hits to hold opponents to a .145 average at the plate. The right-hander issued just three walk and one hit by pitch over her three appearances in the circle. Behind double-digit strikeout efforts against Fordham and Indiana, Penta closed opening weekend with 31 strikeouts. Penta was also named to the NFCA Leadoff Classic All-Tournament after helping the Tigers to a 4-1 mark over opening week.

BOMBS AWAY

» Getting back in the swing of things during its first two weekends at Jane B. Moore Field, Auburn's high powered offense as set the pace as the one to catch in the SEC after three weeks of play.

AUBURN'S SEC OFFENSIVE RANKINGS

| | | |
|------|---------------------|------|
| 1st | Batting Average | .373 |
| 1st | Slugging Percentage | .632 |
| 1st | Runs Scored | 146 |
| 1st | Hits | 163 |
| 1st | RBI | 133 |
| 1st | Home Runs | 25 |
| 1st | Total Bases | 276 |
| 3rd | On Base Percentage | .457 |
| T3rd | Triples | 6 |
| T3rd | Doubles | 26 |

» So far this season, nine different Tigers have delivered with a long ball with six total Tigers slugging at least three home. Newcomer Icess Tresvik and Auburn's proven slugger Bri Ellis leads the team with five home runs each, a mark that puts a pair in a tie for sixth in the SEC. » Ellis led the team and ranked third in the SEC a season ago with 20 home runs to surpass Kasey Cooper (2014) for the program's freshman home run record. Ellis also finished tied for second in single-season history for home runs.

» Taking down one Cooper record over the course of her freshman campaign, Ellis will need to slug 14 additional home runs in 2023 to take down the program's sophomore record held by Cooper. Just 16 games into her sophomore career, Ellis is already 12th in school history in career home runs. Fellow teammate Aspyn Godwin also ranks in the top 20.

RECORD WATCH: CAREER HOME RUNS

| | | |
|-----|--------------------------------|-----------|
| 7. | Kendall Veach (2016-19) | 39 |
| 8. | Holly Currie (2004-07) | 36 |
| 9. | Elizabeth Eisterhold (2009-12) | 34 |
| 10. | Alyssa Rivera (2017-21) | 30 |
| 11. | Kyndall White (2008-11) | 28 |
| 12. | Bri Ellis (2022-Pr.) | 22 |

WATCH THIS: PRESEASON PENTA MAKES COLLEGIATE PLAYER OF THE YEAR WATCH LIST

» Coming off one of the most dominating Tiger pitching performances in over a decade, Maddie Penta's preseason hype is off the charts and features a coveted spot on the watch list for USA Softball Collegiate Player of the Year.

» Penta was one of 18 student-athletes from the Southeastern Conference to be tabbed to the watch list, which is comprised of 50 student-athletes across Division I softball. She is the first Tiger to earn a watch list spot since Samantha Yarbrough earned the honor to begin the 2021 season.

» The top-25 finalists for the 2023 USA Softball Collegiate Player of the Year Award will be announced on Wednesday, April 19. The top-10 finalists will be announced Wednesday, May 3 before the unveiling of the top three on Wednesday, May 17. The 2023 USA Softball Collegiate Player of the Year will be announced prior to the NCAA Women's College World Series.

MS. STEAL YOUR BASE

» The speedster is returning for her junior campaign ready to wreck havoc on the bases. Makayla Packer led the team last season with 21 steals on 25 attempts. Packer finished seventh overall in the league in total steals while finishing sixth with an average of 0.42 stolen bases per game.

» After recording the second most steals by a Tiger freshman in her debut season, Packer shattered the program's sophomore record for steals, surpassing Shannon Anderson's record of 19 that had stood since 2003. Her steals total last season stood tied for third in a single

season at Auburn.

» Packer holds the program's third highest career stolen base percentage (.870) while ranking in the top five in program history for career steals. The speedster was a perfect 16-for-16 in steals as a freshman, setting the program's single-season record for stolen base percentage.

RECORD WATCH: CAREER STOLEN BASES

| | | |
|----|----------------------------------|-------------------|
| 1. | Shannon Anderson (2002-04) | 73 (73-83) |
| 2. | Victoria Draper (2014-18) | 56 (56-64) |
| 3. | Alyssa Rivera (2017-21) | 42 (42-52) |
| | Ashley Griffin (2003-06) | 42 (42-52) |
| 5. | Makayla Packer (2021-Pr.) | 40 (40-46) |

PACK THE PLAINS

» With its first two weekends of home games under its belt, Auburn has already set the standard as being one of the toughest environments for visiting teams as fans battled cold weather to cheer on the Tigers at the Tiger Invitational.

» Auburn currently ranks third in the country in accumulated attendance with a mark of 17,277 through 11 home dates. The total is good for third in the SEC as Alabama and LSU rank first and second, respectively.

» The Tigers currently average 1,571 fans per home contest, the ninth highest average in the country and the sixth overall in the SEC.

AT THE HELM: DEAN ENTERS SIXTH SEASON ON THE PLAINS

» Head coach Mickey Dean enters his sixth season on the Plains. Dean has guided to several firsts during his tenure, adding to his lofty coaching resume in the process.

» The 2022 season saw Dean guide the Tigers to the program's 900th victory behind a run-rule performance at Jacksonville State and record the second 40-win season in his tenure on the Plains.

» During his tenure on the Plains, Mickey Dean continues to overhaul the program's culture to return to the Tigers back to the top of the SEC and gathered a long list of honors and firsts along the way:

MICKY DEAN AUBURN HIGHLIGHTS

- The 15 straight wins to open the season were the most in SEC history among first-year head coaches.
- 500th Career Coaching Victory: Auburn 7, Western Illinois 0 on March 4, 2018.
- Auburn's 800th Program Win: Auburn 2, Kennesaw State 1 on April 4, 2018.
- All five members of the 2019 senior class was drafted in the 2019 National Pro Fastpitch Draft.
- Kendall Veach became program's 16th All-American (Softball America).
- 100th Victory at Auburn: Auburn 5, No. 19 South Carolina, 4 on Feb. 20, 2021.
- A program-record five SEC Freshman of the Week honors in 2021.
- 600th Career Coaching Victory: Auburn 3; Ole Miss 1 on April 25, 2021.
- First Auburn freshman pitcher in program history to earn All-SEC honors (Shelby Lowe)
- Program record four freshmen named to the 2021 SEC All-Freshman Team
- Auburn's 900th Program Win: Auburn 10, Jacksonville State 0 on Feb 23, 2022.
- Maddie Penta earned the program's first NFCA/Division I National Pitcher of the Week honor on March 9, 2022.
- Bri Ellis becomes the first Auburn Tiger to win SEC Freshman of the Year in 20 years and the first to win the award outright.
- Maddie Penta becomes first Auburn pitcher to earn NFCA First Team All-Region honors
- Bri Ellis earned the first Louisville Slugger/NFCA Division I National Player of the Week honor on Feb. 28, 2023.

HOME SWEET HOME

» The friendly confines of Jane B. Moore Field has been torturous for opponents during Mickey Dean's tenure at the helm.

» Auburn has won at least 18 games at home in four of Dean's five seasons on the Plains, excluding the shortened 2020 season. The Tigers went 11-2 at home before the season was suspended in March due to the COVID-19 pandemic. Auburn is currently undefeated at Jane B. Moore Field with a perfect 11-0 record.

» Dean holds the second-highest winning percentage in home games by a head coach in program history.

CAREER WINNING PERCENTAGE AT HOME

| | | | |
|----|-------------|------|-----------|
| 1. | Clint Myers | .877 | (122-17) |
| 2. | Mickey Dean | .812 | (121-28) |
| 3. | Tina Deese | .643 | (259-144) |

MILESTONE TRACKER

| MILESTONE | PLAYER | HAS | NEEDS |
|-----------------|--------------------|-----|-------|
| 500 Strikeouts | Maddie Penta | 453 | 47 |
| 350 Strikeouts | Shelby Lowe | 335 | 15 |
| 100 Hits | Sydney Cox | 73 | 27 |
| 100 Hits | Lindsey Garcia | 92 | 6 |
| 100 Hits | Aspyn Godwin | 79 | 21 |
| 100 Hits | Carlee McCondichie | 88 | 12 |
| 100 Hits | Makayla Packer | 80 | 20 |
| 100 RBI | Bri Ellis | 70 | 30 |
| 100 RBI | Lindsey Garcia | 71 | 29 |
| 100 Runs Scored | Makayla Packer | 71 | 29 |
| 30 Home Runs | Bri Ellis | 25 | 5 |
| 30 Home Runs | Aspyn Godwin | 21 | 9 |

CAREER RECORD WATCH

| HIGHEST STOLEN BASE PCT. (MIN. 30 ATTEMPTS) | | | |
|---|-------------|-------------------------------|-----------------|
| 1. | .880 | Shannon Anderson (73-83) | 2002-04 |
| 2. | .875 | Victoria Draper (56-64) | 2014-18 |
| 3. | .870 | Makayla Packer (40-46) | 2021-Pr. |

| TRIPLES | | | |
|---------|---|--------------------------------------|----------|
| 3. | 6 | Kendall Veach | 2016-19 |
| | 6 | Carlee Wallace | 2015-17 |
| | 6 | Lauren Guzman | 2009-12 |
| 6. | 5 | Aspyn Godwin | 2019-Pr. |
| | 5 | Makayla Packer | 2021-Pr. |
| | 5 | SIX ADDITIONAL STUDENT-ATHLETES TIED | |

| SACRIFICE FLIES | | | |
|-----------------|---|--|----------|
| 2. | 9 | Tannon Snow | 2017-20 |
| | 9 | Courtney Shea | 2015-18 |
| | 9 | Sara Dean | 2002-05 |
| 5. | 8 | Lindsey Garcia | 2020-Pr. |
| | 8 | THREE ADDITIONAL STUDENT-ATHLETES TIED | |

| STOLEN BASES | | | |
|--------------|-----------|-------------------------------|-----------------|
| 2. | 56 | Victoria Draper (56-64) | 2014-18 |
| 3. | 42 | Alyssa Rivera (42-52) | 2017-21 |
| | 42 | Ashley Griffin (42-52) | 2003-06 |
| 5. | 40 | Makayla Packer (40-46) | 2021-Pr. |

| WINS | | | |
|------|-----------|-----------------------------|----------------|
| 8. | 45 | Beth DiPietro (45-17) | 2004-06 |
| 9. | 43 | Angel Bunner (43-21) | 2009-12 |
| 10. | 42 | Maddie Penta (40-19) | 2021-23 |

| SAVES | | | |
|-------|----------|--------------------|-----------------|
| 7. | 7 | Mary Petrie | 1998-01 |
| 8. | 6 | Shelby Lowe | 2021-Pr. |
| | 6 | Angel Bunner | 2008-12 |
| | 6 | Rachael Walters | 2015-16 |
| | 6 | Jennifer Lofton | 2000-02 |

| COMBINED SHUTOUTS | | | |
|-------------------|-----------|---------------------|----------------|
| 4. | 14 | Anna Thompson | 2007-10 |
| 5. | 13 | Marcy Harper | 2013-16 |
| | 13 | Maddie Penta | 2021-23 |

| STRIKEOUTS | | | |
|------------|------------|---------------------|-----------------|
| 3. | 727 | Kristen Keyes | 2002-04 |
| 4. | 480 | Jenee Loree | 2009-12 |
| 5. | 453 | Maddie Penta | 2021-Pr. |

| STRIKEOUTS LOOKING | | | |
|--------------------|-----------|---------------------|-----------------|
| 7. | 98 | Marcy Harper | 2013-16 |
| 8. | 94 | Lauren Schmalz | 2008-12 |
| 9. | 89 | Maddie Penta | 2021-Pr. |

| HIGH FIELDING PERCENTAGE (MIN. 400 CHANCES) | | | |
|---|-------------|---------------------------------|-----------------|
| 5. | .988 | Justus Perry (1212-36-15) | 2017-21 |
| 6. | .986 | Aspyn Godwin (670-49-10) | 2019-Pr. |
| 7. | .985 | Michelle Martin (790-104-14) | 1998-10 |

| MOST PUTOUTS | | | |
|--------------|------------|---------------------|-----------------|
| 8. | 945 | Deni Zeigler | 200-03 |
| 9. | 790 | Michelle Martin | 1998-01 |
| 10. | 670 | Aspyn Godwin | 2019-Pr. |

AUBURN ACROSS THE COUNTRY...

AUBURN'S NCAA RANKINGS

| | |
|-------------------------|-----------|
| Batting Average | .373 (5) |
| Double Plays per Game | .29 (109) |
| Doubles | 26 (15) |
| Doubles per Game | 1.53 (52) |
| Earned Run Average | 0.75 (1) |
| Fielding Percentage | .972 (61) |
| Hit Batters | 2 (14) |
| Home Runs per Game | 1.47 (6) |
| On-Base Percentage | .457 (7) |
| Scoring | 8.59 (4) |
| Shutouts | 11 (1) |
| Slugging Percentage | .632 (5) |
| Stolen Bases per Game | 2.41 (17) |
| Strikeout-to-Walk Ratio | 13.00 (1) |
| Triples per Game | .35 (39) |
| W/L Percentage | .941 (5) |
| Walks | 64 (15) |

INDIVIDUAL NCAA RANKINGS

JESSIE BLAINE
19. Toughest to Strike Out 41.0

BRI ELLIS
7. RBI 21

LINDSEY GARCIA
14. RBI 20

CARLEE MCCONDICHE
5. Hits 26
16. Batting Average .520

SHELBY LOWE
6. Hits Allowed Per Seven Innings 2.62
12. Strikeout-to-Walk Ratio 27.00
20. Walks Allowed Per Seven Innings 0.38

MADDIE PENTA
1. Earned Run Average 0.00
1. Victories 9
2. Strikeouts 79
4. Strikeouts Per Seven Innings 12.6
8. Hits Allowed Per Seven Innings 2.70
18. Strikeout-to-Walk Ratio 15.80

NELIA PERALTA
12. Toughest to Strike Out 44.0
19. On Base Percentage .589
20. Triples 2

ANNABELLE WIDRA
10. Strikeout-to-Walk Ratio 35.00
10. Walks Allowed Per Seven Innings 0.26
14. Shutouts 22
16. Earned Run Average 0.52

NCAA D1 ACTIVE CAREER LEADERS

BRI ELLIS
7. Slugging Percentage .804

CARLEE MCCONDICHE
50. Batting Average .379

SHELBY LOWE
23. Earned Run Average 1.87
36. Saves 6

MADDIE PENTA
21. Earned Run Average 1.80
31. Strikeouts 453
45. Victories .689

NELIA PERALTA
41. Slugging Percentage .686

NFCA COACHES POLL

| RK. | TEAM | RECORD |
|-----|----------------|--------|
| 1. | Oklahoma (31) | 13-1 |
| 2. | UCLA (1) | 17-1 |
| 3. | Oklahoma State | 13-1 |
| 4. | Clemson | 15-1 |
| 5. | Florida State | 15-3 |
| 6. | Arkansas | 13-3 |
| 7. | Tennessee | 11-1 |
| 8. | Florida | 11-3 |
| 9. | Texas | 11-2-1 |
| 10. | Virginia Tech | 11-4 |
| 11. | Washington | 13-3 |
| 12. | Duke | 13-3 |
| 13. | Alabama | 11-3 |
| 14. | Stanford | 14-2 |
| 15. | LSU | 15-1 |
| 16. | Arizona | 10-5 |
| 17. | Kentucky | 10-3-1 |
| 18. | Georgia | 12-4 |
| 19. | AUBURN | 15-1 |
| 20. | Oregon | 12-3 |
| 21. | Baylor | 13-1 |
| 22. | Northwestern | 6-6 |
| 23. | Arizona State | 11-2 |
| 24. | Missouri | 12-4 |
| 25. | Wichita State | 12-3 |

RV: Maryland, Louisiana, Cal State Fullerton, Texas A&M, Mississippi State, UCF, Charlotte, Evansville, San Diego State, Central Arkansas, Utah.

USA SOFTBALL POLL

| RK. | TEAM | RECORD |
|------|----------------|--------|
| 1. | Oklahoma (25) | 13-1 |
| 2. | UCLA | 17-1 |
| 3. | Oklahoma State | 13-1 |
| 4. | Clemson | 15-1 |
| 5. | Florida State | 15-3 |
| 6. | Tennessee | 11-1 |
| 7. | Arkansas | 13-3 |
| 8. | Stanford | 14-2 |
| 9. | Alabama | 11-3 |
| 10. | Florida | 11-3 |
| 11. | Texas | 11-2-1 |
| 12. | Washington | 13-3 |
| 13. | Virginia Tech | 11-4 |
| 14. | Duke | 13-3 |
| 15. | LSU | 15-1 |
| T16. | Georgia | 12-4 |
| T16. | Kentucky | 10-3-1 |
| 18. | Arizona | 10-5 |
| 19. | Baylor | 13-1 |
| 20. | Oregon | 12-3 |
| 21. | AUBURN | 15-1 |
| 22. | Northwestern | 6-6 |
| 23. | Missouri | 12-4 |
| 24. | Louisiana | 9-6 |
| 25. | Texas A&M | 11-4 |

RV: Cal State Fullerton, Arizona State, California, Wichita State, Utah, Maryland, UCF, Mississippi State, San Diego State, Nebraska.

D1 SOFTBALL POLL

| RK. | TEAM | RECORD |
|-----|----------------|--------|
| 1. | Oklahoma | 13-1 |
| 2. | UCLA | 17-1 |
| 3. | Oklahoma State | 13-1 |
| 4. | Tennessee | 11-1 |
| 5. | Florida State | 15-3 |
| 6. | Stanford | 14-2 |
| 7. | Clemson | 15-1 |
| 8. | Arkansas | 13-3 |
| 9. | LSU | 15-1 |
| 10. | Baylor | 13-1 |
| 11. | Duke | 13-3 |
| 12. | Alabama | 11-3 |
| 13. | Florida | 11-3 |
| 14. | Kentucky | 10-3-1 |
| 15. | Texas | 11-2-1 |
| 16. | Washington | 13-3 |
| 17. | Virginia Tech | 11-4 |
| 18. | Georgia | 12-4 |
| 19. | Arizona | 15-1 |
| 20. | AUBURN | 15-1 |
| 21. | Oregon | 12-3 |
| 22. | Texas A&M | 11-4 |
| 23. | Wichita State | 12-3 |
| 24. | Missouri | 12-4 |
| 25. | Northwestern | 6-6 |

SOFTBALL AMERICA POLL

| RK. | TEAM | RECORD |
|-----|----------------|--------|
| 1. | Oklahoma | 13-1 |
| 2. | UCLA | 17-1 |
| 3. | Oklahoma State | 13-1 |
| 4. | Tennessee | 11-1 |
| 5. | Clemson | 15-1 |
| 6. | Florida State | 15-3 |
| 7. | Stanford | 14-2 |
| 8. | Duke | 13-3 |
| 9. | Arkansas | 13-3 |
| 10. | Baylor | 13-1 |
| 11. | LSU | 15-1 |
| 12. | Florida | 11-3 |
| 13. | Alabama | 11-3 |
| 14. | Kentucky | 10-3-1 |
| 15. | Texas | 11-2-1 |
| 16. | Virginia Tech | 11-4 |
| 17. | Washington | 13-3 |
| 18. | Georgia | 12-4 |
| 19. | Arizona | 10-5 |
| 20. | AUBURN | 15-1 |
| 21. | Oregon | 12-3 |
| 22. | Texas A&M | 11-4 |
| 23. | Missouri | 12-4 |
| 24. | Wichita State | 12-3 |
| 25. | Northwestern | 6-6 |

AU IN THE POLLS

| WK | NFCA | USA | D1 | SA | RPI |
|-----|------|-----|----|----|-----|
| PRE | 21 | 21 | 19 | 18 | --- |
| W1 | 21 | 21 | 23 | 21 | --- |
| W2 | 20 | 20 | 18 | 21 | --- |
| W3 | 19 | 21 | 20 | 20 | --- |

AUBURN BY THE NUMBERS

UNDER COACH DEAN...

| | 2023 | AT AUBURN |
|-------------------------------|------|-----------|
| Overall | 16-1 | 179-91 |
| Home | 11-0 | 121-28 |
| Away | 1-0 | 29-39 |
| Neutral | 4-1 | 38-24 |
| vs. SEC | 0-0 | 39-58 |
| Series Game One | 0-0 | 11-22 |
| Series Game Two | 0-0 | 15-18 |
| Series Game Three | 0-0 | 13-19 |
| vs. Non-Conference | 16-1 | 140-32 |
| Day Games | 15-1 | 137-64 |
| Night Games | 1-0 | 42-27 |
| Extra Innings | 0-0 | 7-10 |
| vs. Left-Handed Starters | 2-0 | 19-16 |
| vs. Right-Handed Starters | 14-1 | 160-75 |
| Starter receives decision | 13-1 | 142-72 |
| Reliever receives decision | 3-0 | 36-19 |
| Starter goes 5+ innings | 6-0 | 113-46 |
| Starter goes less than 5 inn. | 10-1 | 66-45 |
| Scoring First | 14-0 | 134-23 |
| Opponent Scores First | 2-1 | 45-68 |
| Leading after 5 Innings | 9-0 | 120-8 |
| Trailing after 5 Innings | 0-1 | 9-64 |
| Tied after 5 Innings | 0-0 | 8-15 |
| Leading after 6 Innings | 7-0 | 111-3 |
| Trailing after 6 Innings | 0-1 | 4-69 |
| Tied after 6 Innings | 0-0 | 8-11 |
| vs. Ranked Opponents | 0-0 | 29-65 |
| vs. Top-10 Opponents | 0-0 | 7-28 |
| Shutouts | 11-0 | 69-25 |
| One-Run Games | 0-1 | 22-39 |
| Two-Run Games | 0-0 | 24-12 |
| Scoring 0-2 Runs | 0-0 | 15-65 |
| Scoring 3-5 Runs | 2-0 | 57-20 |
| Scoring 6-9 Runs | 8-1 | 73-6 |
| Scoring 10+ Runs | 6-0 | 34-0 |
| Opponent Scores 0-2 Runs | 15-0 | 142-22 |
| Opponent Scores 3-5 Runs | 1-0 | 32-32 |
| Opponent Scores 6-9 Runs | 0-1 | 5-28 |
| Opponent Scores 10+ Runs | 0-0 | 0-9 |
| Out-Hit Opponent | 15-0 | 150-8 |
| Out-Hit by Opponent | 0-1 | 17-75 |
| Hits are Tied | 1-0 | 12-8 |
| Without Hitting a Home Run | 1-1 | 50-53 |
| Hitting a Home Run | 15-0 | 129-38 |
| Opponent Doesn't Hit a Homer | 14-1 | 130-40 |
| Opponent Hits a Home Run | 2-0 | 49-51 |
| Errorless | 11-0 | 93-27 |
| Committing One Error | 1-1 | 55-33 |
| Committing 2+ errors | 4-0 | 31-31 |
| Opponent is errorless | 3-0 | 42-42 |
| BY JERSEY | | |
| White | 6-0 | 40-19 |
| Navy | 3-1 | 51-26 |
| Orange | 3-0 | 33-18 |
| Gray | 3-0 | 27-15 |
| Pinstripe | 1-0 | 25-13 |
| Pink | 0-0 | 3-0 |
| BY DAY OF WEEK | | |
| Monday | 0-0 | 3-1 |
| Tuesday | 0-0 | 3-1 |
| Wednesday | 2-0 | 19-3 |
| Thursday | 0-0 | 11-4 |
| Friday | 6-0 | 51-24 |
| Saturday | 5-1 | 51-35 |
| Sunday | 3-0 | 31-23 |
| BY MONTH | | |
| February | 15-1 | 84-16 |
| March | 1-0 | 58-21 |
| April | 0-0 | 28-31 |
| May | 0-0 | 9-23 |
| June | 0-0 | 0-0 |

VERSUS CONFERENCE

| | |
|-----------------------------|-----|
| SEC | 0-0 |
| Alabama | 0-0 |
| Florida | 0-0 |
| Georgia | 0-0 |
| Mississippi State | 0-0 |
| LSU | 0-0 |
| Missouri | 0-0 |
| Ole Miss | 0-0 |
| South Carolina | 0-0 |
| ACC | 0-1 |
| Georgia Tech | 0-0 |
| Pitt | 0-1 |
| ASUN | 2-0 |
| Austin Peay | 2-0 |
| Jacksonville State | 0-0 |
| ATLANTIC 10 | 2-0 |
| Dayton | 1-0 |
| Fordham | 1-0 |
| BIG 12 | 0-0 |
| Oklahoma | 0-0 |
| BIG EAST | 3-0 |
| St. John's | 1-0 |
| Villanova | 2-0 |
| BIG SKY | 0-0 |
| Weber State | 0-0 |
| BIG TEN | 2-0 |
| Illinois | 1-0 |
| Indiana | 1-0 |
| Northwestern | 0-0 |
| C-USA | 1-0 |
| UAB | 1-0 |
| IVY LEAGUE | 1-0 |
| Brown | 1-0 |
| MAC | 0-0 |
| Bowling Green | 0-0 |
| NORTHEAST CONFERENCE | 2-0 |
| Merrimack | 2-0 |
| OVC | 0-0 |
| Tennessee Tech | 0-0 |
| SUMMIT | 2-0 |
| North Dakota State | 2-0 |
| SOUTHERN | 0-0 |
| Samford | 0-0 |
| SUN BELT | 1-0 |
| South Alabama | 0-0 |
| Troy | 1-0 |
| SWAC | 0-0 |
| Alabama State | 0-0 |

COME FROM BEHIND WINS [2]

| DATE | OPPONENT | DEFICIT(S) | FINAL |
|---------|-------------|------------|-------|
| Feb. 18 | Villanova | 0-1 | 9-3 |
| Feb. 19 | Austin Peay | 0-1 | 5-1 |

WALK-OFF WINS [4]

| DATE | OPPONENT | SCORE (INN.) | GW PLAY |
|---------|------------------|--------------|---------------------------|
| Feb. 10 | Fordham | 9-0 (6) | Godwin HR LF [Grand Slam] |
| Feb. 17 | Villanova | 8-0 (5) | Engelkes FC, RBI |
| Feb. 17 | Dayton | 10-2 (5) | Blaine scored on WP |
| Feb. 25 | North Dakota St. | 9-0 (6) | Garcia HR RF [Grand Slam] |

AUBURN VS. RANKED OPPONENTS

| 2023 RESULTS | | | | BREAKDOWN | | | |
|--------------|----------|---------|--------|--------------|------------------|--------------|------------------|
| DATE | OPPONENT | RANKING | RESULT | YEAR | RECORD | RANKING | RECORD |
| | | | | 1997 | 2-6 | 1 | 3-15 |
| | | | | 1998 | 1-11 | 2 | 3-13 |
| | | | | 1999 | 0-8-1 | 3 | 4-21 |
| | | | | 2000 | 4-14 | 4 | 10-17 |
| | | | | 2001 | 2-12 | 5 | 2-7 |
| | | | | 2002 | 5-13 | 6 | 5-25 |
| | | | | 2003 | 1-15 | 7 | 6-12 |
| | | | | 2004 | 11-12 | 8 | 8-18 |
| | | | | 2005 | 8-8 | 9 | 3-11 |
| | | | | 2006 | 5-12 | 10 | 2-17 |
| | | | | 2007 | 0-12 | 11 | 13-17 |
| | | | | 2008 | 5-14 | 12 | 15-12 |
| | | | | 2009 | 3-15 | 13 | 10-18 |
| | | | | 2010 | 2-17 | 14 | 4-16 |
| | | | | 2011 | 7-14 | 15 | 14-13 |
| | | | | 2012 | 4-14 | 16 | 12-15 |
| | | | | 2013 | 2-10 | 17 | 2-5 |
| | | | | 2014 | 10-14 | 18 | 9-13 |
| | | | | 2015 | 22-9 | 19 | 6-10 |
| | | | | 2016 | 19-11 | 20 | 4-8 |
| | | | | 2017 | 13-10 | 21 | 5-13-1 |
| | | | | 2018 | 9-11 | 22 | 3-1 |
| | | | | 2019 | 7-17 | 23 | 7-3 |
| | | | | 2020 | 2-7 | 24 | 3-8 |
| | | | | 2021 | 6-16 | 25 | 2-7 |
| | | | | 2022 | 5-13 | | |
| TOTAL | | | | TOTAL | 155-315-1 | TOTAL | 155-315-1 |

AUBURN HITTING BY THE NUMBERS

HITTING

| | |
|------------------------------------|------|
| Blaine Records Hit | 10-1 |
| Blaine Records Multi-Hit Game | 2-0 |
| Blaine Hits Home Run | 1-0 |
| Bryant Records Hit | 3-0 |
| Bryant Records Multi-Hit Game | 1-0 |
| Bryant Hits Home Run | 0-0 |
| Cooper Records Hit | 1-0 |
| Cooper Records Multi-Hit Game | 0-0 |
| Cooper Hits Home Run | 0-0 |
| Cox Records Hit | 1-0 |
| Cox Records Multi-Hit Game | 1-0 |
| Cox Hits Home Run | 0-0 |
| Elkins Records Hit | 0-0 |
| Elkins Records Multi-Hit Game | 0-0 |
| Elkins Hits Home Run | 0-0 |
| Ellis Records Hit | 11-1 |
| Ellis Records Multi-Hit Game | 5-0 |
| Ellis Hits Home Run | 5-0 |
| Engelkes Records Hit | 2-0 |
| Engelkes Records Multi-Hit Game | 0-0 |
| Engelkes Hits Home Run | 0-0 |
| Garcia Records Hit | 12-1 |
| Garcia Records Multi-Hit Game | 4-0 |
| Garcia Hits Home Run | 3-0 |
| Godwin Records Hit | 7-1 |
| Godwin Records Multi-Hit Game | 0-1 |
| Godwin Hits Home Run | 2-0 |
| Lisenby Records Hit | 3-0 |
| Lisenby Records Multi-Hit Game | 1-0 |
| Lisenby Hits Home Run | 0-0 |
| McCondichie Records Hit | 16-0 |
| McCondichie Records Multi-Hit Game | 8-0 |
| McCondichie Hits Home Run | 1-0 |
| McCrary Records Hit | 4-1 |
| McCrary Records Multi-Hit Game | 0-0 |
| McCrary Hits Home Run | 1-0 |
| McNemar Records Hit | 0-0 |
| McNemar Records Multi-Hit Game | 0-0 |
| McNemar Home Run | 0-0 |
| Milanowski Records Hit | 2-0 |
| Milanowski Records Multi-Hit Game | 0-0 |
| Milanowski Home Run | 1-0 |
| Packer Records Hit | 6-0 |
| Packer Records Multi-Hit Game | 2-0 |
| Packer Hits Home Run | 0-0 |
| Peralta Records Hit | 12-1 |
| Peralta Records Multi-Hit Game | 7-1 |
| Peralta Hits Home Run | 3-0 |
| Roach Records Hit | 2-0 |
| Roach Records Multi-Hit Game | 0-0 |
| Roach Hits Home Run | 0-0 |
| Roberts Records Hit | 2-1 |
| Roberts Records Multi-Hit Game | 0-0 |
| Roberts Hits Home Run | 0-0 |
| Smith Records Hit | 2-1 |
| Smith Records Multi-Hit Game | 1-0 |
| Smith Hits Home Run | 0-0 |
| Tresvik Records Hit | 8-0 |
| Tresvik Records Multi-Hit Game | 2-0 |
| Tresvik Hits Home Run | 5-0 |
| Widra Records Hit | 7-0 |
| Widra Records Multi-Hit Game | 3-0 |
| Widra Hits Home Run | 3-0 |

LEADING OFF

| | |
|---------|------|
| Peralta | 16-1 |
|---------|------|

HOME RUNS

| CAREER DINGERS | SOLO | 2R | 3R | GS | TOTAL |
|-----------------------|-------------|-----------|-----------|-----------|--------------|
| Ellis, Bri | 13 | 8 | 4 | --- | 25 |
| Godwin, Aspyn | 13 | 4 | 3 | 1 | 21 |
| Peralta, Nelia | 9 | 4 | --- | --- | 13 |
| Garcia, Lindsey | 6 | 2 | 4 | 2 | 14 |
| Packer, Makayla | 7 | 4 | --- | 1 | 12 |
| Blaine, Jessie | 4 | 2 | 4 | --- | 10 |
| Bryant, Denver | 4 | 2 | 1 | --- | 7 |
| Cox, Sydney | 5 | 1 | --- | --- | 6 |
| McCondichie, Carlee | 3 | 2 | 1 | --- | 6 |
| Tresvik, Icess | 3 | 2 | --- | --- | 5 |
| Widra, Annabelle | 1 | 2 | --- | --- | 2 |
| Lisenby, Aubrie | 1 | --- | 1 | --- | 2 |
| Engelkes, Maia | --- | 1 | --- | --- | 1 |
| McNemar, Riley | --- | 1 | --- | --- | 1 |
| Milanowski, Axe | --- | --- | 1 | --- | 1 |

2023 BREAKDOWN

| | |
|--|-------------------------|
| Total | 25 |
| At Jane B. Moore Field | 18 |
| On the Road | 1 |
| At Neutral Sites | 6 |
| vs. RHP | 25 |
| vs. LHP | 0 |
| w/0 Outs | 11 |
| w/1 Out | 6 |
| w/2 Outs | 8 |
| Solo | 10 |
| Two Run | 6 |
| Three Run | 6 |
| Grand Slam | 3 |
| Back-to-Back Jacks | 1 |
| Pinch-Hit Homer | 1 |
| Walk-Off | 2 |
| Opponent Total | 2 |
| Last HR Given Up | vs. UAB (Feb. 22, 2023) |
| Consecutive Games w/o HR (Season Long) | 6 (8) |

2023 TOUCH'EM ALL TRACKER

| PLAYER | DATE | OPPONENT | ON-BASE | OUTS |
|-----------------|-------------|------------------|----------------|-------------|
| 1. Peralta | Feb. 10 | St. John's | 0 | 0 |
| 2. Godwin | Feb. 10 | Fordham | 3 | 2 |
| 3. Widra | Feb. 11 | Indiana | 1 | 2 |
| 4. Godwin | Feb. 12 | Illinois | 1 | 0 |
| 5. Tresvik | Feb. 12 | Illinois | 0 | 2 |
| 6. Widra | Feb. 12 | Illinois | 1 | 2 |
| 7. Godwin | Feb. 17 | Austin Peay | 2 | 1 |
| 8. Garcia | Feb. 17 | Austin Peay | 2 | 1 |
| 9. Peralta | Feb. 17 | Villanova | 0 | 0 |
| 10. Garcia | Feb. 18 | Villanova | 3 | 2 |
| 11. Tresvik | Feb. 18 | Villanova | 0 | 1 |
| 12. Ellis | Feb. 18 | Dayton | 0 | 0 |
| 13. Tresvik | Feb. 19 | Austin Peay | 0 | 0 |
| 14. Blaine | Feb. 19 | Austin Peay | 2 | 2 |
| 15. Ellis | Feb. 22 | UAB | 1 | 0 |
| 16. Widra | Feb. 22 | UAB | 0 | 1 |
| 17. Tresvik | Feb. 22 | UAB | 1 | 1 |
| 18. Ellis | Feb. 24 | Merrimack | 2 | 0 |
| 19. Peralta | Feb. 24 | Brown | 0 | 0 |
| 20. McCondichie | Feb. 24 | Brown | 0 | 0 |
| 21. Tresvik | Feb. 24 | Brown | 1 | 0 |
| 22. Ellis | Feb. 24 | Brown | 2 | 2 |
| 23. Garcia | Feb. 25 | North Dakota St. | 3 | 1 |
| 24. Ellis | Feb. 25 | Merrimack | 0 | 0 |
| 25. Milanowski | March 1 | Troy | 2 | 2 |

| MULTIPLE-HIT GAMES | 2 | 3 | 4 | 5+ | 2023 | CAREER |
|---------------------------|-----------|----------|----------|-----------|-------------|---------------|
| Nelia Peralta | 8 | - | - | - | 8 | 19 |
| Carlee McCondichie | 6 | 2 | - | - | 8 | 21 |
| Bri Ellis | 4 | 1 | - | - | 5 | 14 |
| Lindsey Garcia | 3 | 1 | - | - | 4 | 17 |
| Annabelle Widra | 3 | - | - | - | 3 | 3 |
| Makayla Packer | 2 | - | - | - | 2 | 20 |
| Jessie Blaine | 2 | - | - | - | 2 | 11 |
| Icess Tresvik | 2 | - | - | - | 2 | 2 |
| Sydney Cox | 1 | - | - | - | 1 | 15 |
| Aspyn Godwin | 1 | - | - | - | 1 | 12 |
| Denver Bryant | 1 | - | - | - | 1 | 9 |
| Aubrie Lisenby | 1 | - | - | - | 1 | 4 |
| Abbey Smith | 1 | - | - | - | 1 | 1 |
| KK McCrary | 1 | - | - | - | 1 | 1 |
| Rose Roach | - | - | - | - | - | 2 |
| TEAM | 36 | 4 | 0 | 0 | 40 | 151 |

| MULTIPLE-RBI GAMES | 2 | 3 | 4 | 5+ | 2023 | CAREER |
|---------------------------|-----------|-----------|----------|-----------|-------------|---------------|
| Bri Ellis | 2 | 2 | 1 | - | 5 | 20 |
| Lindsey Garcia | 2 | 1 | 1 | 1 | 5 | 17 |
| Icess Tresvik | 4 | - | - | - | 4 | 4 |
| Aspyn Godwin | 1 | 1 | 1 | - | 3 | 14 |
| Nelia Peralta | 2 | - | - | - | 2 | 13 |
| Carlee McCondichie | 1 | 1 | - | - | 2 | 7 |
| Annabelle Widra | 1 | 1 | - | - | 2 | 2 |
| Jessie Blaine | - | 1 | - | - | 1 | 10 |
| Sydney Cox | 1 | - | - | - | 1 | 10 |
| Denver Bryant | 1 | - | - | - | 1 | 5 |
| Maia Engelkes | - | 1 | - | - | - | 2 |
| Rose Roach | 1 | - | - | - | 1 | 2 |
| KK McCrary | - | 1 | - | - | 1 | 1 |
| Axe Milanowski | - | 1 | - | - | - | 1 |
| Makayla Packer | - | - | - | - | - | 10 |
| Aubrie Lisenby | - | - | - | - | - | 4 |
| Riley McNemar | - | - | - | - | - | 2 |
| TEAM | 16 | 10 | 3 | 1 | 30 | 124 |

| HITTING STREAKS | CURRENT | 2023 | CAREER |
|------------------------|----------------|-------------|---------------|
| Carlee McCondichie | 14 | 14 | 14 |
| Nelia Peralta | --- | 11 | 11 |
| Lindsey Garcia | 1 | 9 | 11 |
| Jessie Blaine | 2 | 8 | 8 |
| Bri Ellis | --- | 8 | 8 |
| Aspyn Godwin | --- | 7 | 8 |
| Makayla Packer | 6 | 6 | 9 |
| Icess Tresvik | 1 | 5 | 5 |
| Annabelle Widra | --- | 4 | 4 |
| KK McCrary | 1 | 3 | 3 |
| Aubrie Lisenby | --- | 2 | 4 |
| Rose Roach | --- | 2 | 3 |
| Abbey Smith | 2 | 2 | 3 |
| Maia Engelkes | 2 | 2 | 2 |
| Kenadie Cooper | --- | 1 | 1 |
| Denver Bryant | --- | 1 | 6 |
| Axe Milanowski | 1 | 1 | 1 |
| Millie Roberts | --- | 1 | 1 |
| Sydney Cox | 1 | 1 | 6 |
| Riley McNemar | --- | --- | 1 |

| REACHED BASE | CURRENT | 2023 | CAREER |
|---------------------|----------------|-------------|---------------|
| Nelia Peralta | 17 | 17 | 17 |
| Carlee McCondichie | 14 | 14 | 14 |
| Lindsey Garcia | 5 | 10 | 12 |
| Jessie Blaine | 2 | 10 | 10 |
| Bri Ellis | --- | 8 | 18 |
| Icess Tresvik | 1 | 7 | 7 |
| Aspyn Godwin | --- | 7 | 9 |
| Makayla Packer | 6 | 6 | 13 |
| Annabelle Widra | --- | 4 | 4 |
| Aubrie Lisenby | 1 | 3 | 8 |
| Sydney Cox | 2 | 3 | 13 |
| Maia Engelkes | 3 | 3 | 3 |
| Abbey Smith | 3 | 3 | 3 |
| KK McCrary | 1 | 3 | 3 |
| Rose Roach | --- | 2 | 3 |
| Axe Milanowski | 2 | 2 | 2 |
| Millie Roberts | --- | 2 | 2 |
| Kenadie Cooper | --- | 1 | 1 |
| Denver Bryant | 1 | 1 | 7 |
| Skylar Elkins | 1 | 1 | 1 |
| Maddie Penta | 1 | 1 | 1 |
| Riley McNemar | --- | --- | 2 |

2023 RESULTS

OVERALL RECORD: 16-1 || SEC: 0-0 || HOME: 11-0 || AWAY: 1-0 || NEUTRAL: 4-1

| Date | Opponent | W/L | SCORE | INNINGS | OVERALL | SEC | PITCHER OF RECORD | ATTENDANCE | TIME |
|-----------------|--------------------|-----|-------|---------|---------|-------|---------------------|------------|------|
| ! Feb. 10, 2023 | vs. St. John's | W | 6-0 | 7 | 1-0-0 | 0-0-0 | A. Widra (W, 1-0) | 436 | 2:02 |
| ! Feb. 10, 2023 | vs. Fordham | W | 9-0 | 6 | 2-0-0 | 0-0-0 | M. Penta (W, 1-0) | 429 | 2:10 |
| ! Feb. 11, 2023 | vs. Pitt | L | 7-8 | 7 | 2-1-0 | 0-0-0 | I. Tresvik (L, 0-1) | 412 | 2:51 |
| ! Feb. 11, 2023 | vs. Indiana | W | 9-0 | 7 | 3-1-0 | 0-0-0 | M. Penta (W, 2-0) | 389 | 2:30 |
| ! Feb. 12, 2023 | vs. Illinois | W | 10-0 | 5 | 4-1-0 | 0-0-0 | M. Penta (W, 3-0) | 421 | 1:35 |
| @ Feb. 17, 2023 | AUSTIN PEAY | W | 11-1 | 5 | 5-1-0 | 0-0-0 | A. Widra (W, 2-0) | 1,471 | 1:48 |
| @ Feb. 17, 2023 | VILLANOVA | W | 8-0 | 5 | 6-1-0 | 0-0-0 | M. Penta (W, 4-0) | 1,471 | 1:33 |
| @ Feb. 18, 2023 | VILLANOVA | W | 9-3 | 7 | 7-1-0 | 0-0-0 | S. Lowe (W, 1-0) | 1,693 | 2:22 |
| @ Feb. 18, 2023 | DAYTON | W | 10-2 | 5 | 8-1-0 | 0-0-0 | M. Penta (W, 5-0) | 1,693 | 1:52 |
| @ Feb. 19, 2023 | AUSTIN PEAY | W | 5-1 | 7 | 9-1-0 | 0-0-0 | M. Penta (W, 6-0) | 1,613 | 2:08 |
| Feb. 22, 2023 | UAB | W | 10-1 | 5 | 10-1-0 | 0-0-0 | M. Penta (W, 7-0) | 1,514 | 1:33 |
| # Feb. 24, 2023 | MERRIMACK | W | 12-0 | 5 | 11-1-0 | 0-0-0 | E. Rolfe (W, 1-0) | 1,526 | 1:31 |
| # Feb. 24, 2023 | BROWN | W | 9-0 | 5 | 12-1-0 | 0-0-0 | A. Widra (W, 3-0) | 1,526 | 1:17 |
| # Feb. 25, 2023 | NORTH DAKOTA STATE | W | 9-0 | 6 | 13-1-0 | 0-0-0 | M. Penta (W, 8-0) | 1,665 | 1:45 |
| # Feb. 25, 2023 | MERRIMACK | W | 7-0 | 7 | 14-1-0 | 0-0-0 | A. Widra (W, 4-0) | 1,665 | 2:20 |
| # Feb. 26, 2023 | NORTH DAKOTA STATE | W | 4-0 | 7 | 15-1-0 | 0-0-0 | S. Lowe (W, 2-0) | 1,440 | 1:48 |
| March 1, 2023 | at Troy | W | 11-0 | 7 | 16-1-0 | 0-0-0 | M. Penta (W, 9-0) | 1,822 | 2:21 |

() EXTRA INNINGS GAME | * - Southeastern Conference Game | ! - NFCA Leadoff Classic (Clearwater, Florida) | @ - Tiger Invitational (Auburn, Alabama)
 # - Plainsman Invite (Auburn, Alabama)

2023 OVERALL STATISTICS



2023 Auburn Softball
Overall Statistics for Auburn (as of Mar 02, 2023)
(All games Sorted by Batting avg)



Record: 16-1 Home: 11-0 Away: 1-0 Neutral: 4-1 SEC: 0-0

| Player | avg | gp-gs | ab | r | h | 2b | 3b | hr | rbi | tb | slg% | bb | hp | so | gdp | ob% | sf | sh | sb-att | po | a | e | fld% |
|-----------------------|------|-------|-----|-----|-----|----|----|----|-----|-----|------|----|----|-----|-----|-------|----|----|--------|-----|-----|----|-------|
| 12 Carlee McCondichie | .520 | 17-17 | 50 | 17 | 26 | 4 | 1 | 1 | 14 | 35 | .700 | 3 | 0 | 4 | 0 | .527 | 2 | 0 | 2-2 | 20 | 18 | 0 | 1.000 |
| 13 Nelia Peralta | .477 | 17-17 | 44 | 15 | 21 | 3 | 2 | 3 | 10 | 37 | .841 | 11 | 1 | 1 | 0 | .589 | 0 | 0 | 1-1 | 11 | 24 | 1 | .972 |
| 77 Bri Ellis | .450 | 17-17 | 40 | 10 | 18 | 4 | 0 | 5 | 21 | 37 | .925 | 6 | 2 | 5 | 0 | .520 | 2 | 0 | 1-1 | 54 | 1 | 1 | .982 |
| 5 Lindsey Garcia | .415 | 16-16 | 41 | 15 | 17 | 4 | 1 | 3 | 20 | 32 | .780 | 6 | 1 | 6 | 0 | .500 | 0 | 0 | 6-7 | 9 | 0 | 0 | 1.000 |
| 22 Jessie Blaine | .317 | 17-14 | 41 | 6 | 13 | 0 | 1 | 1 | 8 | 18 | .439 | 6 | 0 | 1 | 0 | .404 | 0 | 0 | 3-3 | 6 | 1 | 0 | 1.000 |
| ----- | | | | | | | | | | | | | | | | | | | | | | | |
| 10 Makayla Packer | .571 | 14-6 | 14 | 9 | 8 | 0 | 1 | 0 | 3 | 10 | .714 | 0 | 0 | 2 | 0 | .571 | 0 | 0 | 3-5 | 6 | 0 | 0 | 1.000 |
| 20 Abbey Smith | .444 | 17-2 | 9 | 13 | 4 | 0 | 0 | 0 | 0 | 4 | .444 | 2 | 0 | 1 | 0 | .545 | 0 | 0 | 8-8 | 0 | 0 | 0 | .000 |
| 66 Annabelle Widra | .370 | 13-10 | 27 | 5 | 10 | 1 | 0 | 3 | 7 | 20 | .741 | 1 | 0 | 6 | 0 | .393 | 0 | 0 | 1-1 | 2 | 12 | 0 | 1.000 |
| 3 Icess Tresvik | .345 | 15-14 | 29 | 10 | 10 | 1 | 0 | 5 | 12 | 26 | .897 | 1 | 0 | 5 | 0 | .367 | 0 | 0 | 3-3 | 12 | 1 | 0 | 1.000 |
| 31 Millie Roberts | .333 | 13-0 | 9 | 2 | 3 | 1 | 0 | 0 | 4 | 4 | .444 | 2 | 0 | 2 | 0 | .417 | 1 | 0 | 1-1 | 0 | 0 | 0 | .000 |
| 23 Axe Milanowski | .333 | 13-0 | 6 | 4 | 2 | 0 | 0 | 1 | 3 | 5 | .833 | 2 | 1 | 4 | 0 | .556 | 0 | 0 | 1-1 | 14 | 0 | 0 | 1.000 |
| 25 Kenadie Cooper | .333 | 14-0 | 3 | 5 | 1 | 1 | 0 | 0 | 0 | 2 | .667 | 0 | 0 | 0 | 0 | .333 | 0 | 0 | 2-4 | 0 | 0 | 0 | .000 |
| 0 Aspyn Godwin | .323 | 16-13 | 31 | 6 | 10 | 1 | 0 | 3 | 10 | 20 | .645 | 2 | 0 | 6 | 1 | .364 | 0 | 0 | 0-0 | 85 | 4 | 0 | 1.000 |
| 17 Maia Engelkes | .286 | 11-0 | 7 | 3 | 2 | 1 | 0 | 0 | 5 | 3 | .429 | 3 | 1 | 0 | 0 | .545 | 0 | 0 | 0-0 | 0 | 0 | 0 | .000 |
| 7 Denver Bryant | .267 | 15-7 | 15 | 4 | 4 | 0 | 0 | 0 | 2 | 4 | .267 | 3 | 0 | 4 | 0 | .389 | 0 | 1 | 0-0 | 1 | 1 | 5 | .286 |
| 16 KK McCrary | .261 | 12-9 | 23 | 5 | 6 | 3 | 0 | 0 | 5 | 9 | .391 | 2 | 0 | 0 | 0 | .320 | 0 | 0 | 3-3 | 9 | 0 | 0 | 1.000 |
| 11 Aubrie Lisenby | .222 | 11-6 | 18 | 3 | 4 | 0 | 0 | 0 | 2 | 4 | .222 | 3 | 1 | 2 | 0 | .364 | 0 | 0 | 0-0 | 52 | 2 | 0 | 1.000 |
| 2 Sydney Cox | .154 | 14-6 | 13 | 4 | 2 | 1 | 0 | 0 | 4 | 3 | .231 | 7 | 1 | 2 | 0 | .476 | 0 | 1 | 0-0 | 5 | 0 | 0 | 1.000 |
| 99 Rose Roach | .154 | 15-3 | 13 | 7 | 2 | 1 | 0 | 0 | 3 | 3 | .231 | 1 | 0 | 4 | 0 | .214 | 0 | 0 | 6-6 | 7 | 7 | 4 | .778 |
| 15 Skylar Elkins | .000 | 10-0 | 3 | 0 | 0 | 0 | 0 | 0 | 0 | 0 | .000 | 2 | 0 | 0 | 0 | .400 | 0 | 0 | 0-0 | 12 | 0 | 0 | 1.000 |
| 4 Emmah Rolfe | .000 | 1-0 | 1 | 0 | 0 | 0 | 0 | 0 | 0 | 0 | .000 | 0 | 0 | 0 | 0 | .000 | 0 | 0 | 0-0 | 0 | 2 | 0 | 1.000 |
| 9 Maddie Penta | .000 | 1-0 | 0 | 1 | 0 | 0 | 0 | 0 | 0 | 0 | .000 | 1 | 0 | 0 | 0 | 1.000 | 0 | 1 | 0-0 | 1 | 2 | 0 | 1.000 |
| 18 Riley McNemar | .000 | 6-0 | 0 | 2 | 0 | 0 | 0 | 0 | 0 | 0 | .000 | 0 | 0 | 0 | 0 | .000 | 0 | 0 | 0-0 | 0 | 0 | 0 | .000 |
| Totals | .373 | 17 | 437 | 146 | 163 | 26 | 6 | 25 | 133 | 276 | .632 | 64 | 8 | 55 | 1 | .457 | 5 | 3 | 41-46 | 306 | 77 | 11 | .972 |
| Opponents | .148 | 17 | 359 | 16 | 53 | 3 | 1 | 2 | 12 | 64 | .178 | 12 | 2 | 156 | 3 | .179 | 2 | 1 | 6-9 | 275 | 102 | 29 | .929 |

LOB - Team (96), Opp (54). DPs turned - Team (5), Opp (5). IBB - Team (1), B. Ellis 1.

(All games Sorted by Earned run avg)

| Player | era | w-l | app | gs | cg | sho | sv | ip | h | r | er | bb | so | 2b | 3b | hr | b/avg | wp | hp | bksfa | sha | |
|--------------------|------|------|-----|----|----|------|----|-------|-----|-----|-----|----|-----|----|----|----|-------|----|----|-------|-----|---|
| 9 Maddie Penta | 0.00 | 9-0 | 11 | 8 | 1 | 1/6 | 1 | 44.0 | 17 | 1 | 0 | 5 | 79 | 0 | 0 | 0 | .114 | 1 | 2 | 0 | 0 | 0 |
| 66 Annabelle Widra | 0.52 | 4-0 | 8 | 5 | 2 | 2/2 | 1 | 27.0 | 15 | 3 | 2 | 1 | 35 | 0 | 1 | 0 | .155 | 0 | 0 | 0 | 0 | 1 |
| 55 Shelby Lowe | 0.75 | 2-0 | 10 | 3 | 0 | 0/7 | 0 | 18.2 | 7 | 3 | 2 | 1 | 27 | 0 | 0 | 2 | .108 | 0 | 0 | 0 | 0 | 0 |
| ----- | | | | | | | | | | | | | | | | | | | | | | |
| 4 Emmah Rolfe | 3.00 | 1-0 | 5 | 0 | 0 | 0/2 | 0 | 9.1 | 10 | 5 | 4 | 5 | 11 | 2 | 0 | 0 | .286 | 1 | 0 | 0 | 1 | 0 |
| 3 Icess Tresvik | 7.00 | 0-1 | 3 | 1 | 0 | 0/1 | 0 | 3.0 | 4 | 4 | 3 | 0 | 4 | 1 | 0 | 0 | .308 | 0 | 0 | 0 | 1 | 0 |
| Totals | 0.75 | 16-1 | 17 | 17 | 3 | 11/8 | 2 | 102.0 | 53 | 16 | 11 | 12 | 156 | 3 | 1 | 2 | .148 | 2 | 2 | 0 | 2 | 1 |
| Opponents | 9.77 | 1-16 | 17 | 17 | 5 | 0/0 | 1 | 91.2 | 163 | 146 | 128 | 64 | 55 | 26 | 6 | 25 | .373 | 15 | 8 | 0 | 5 | 3 |

PB - Team (4), S. Elkins 2, A. Godwin 1, J. Blaine 1, Opp (4). SBA/ATT - M. Penta (4-6), A. Lisenby (3-5), A. Godwin (1-2), J. Blaine (2-2), E. Rolfe (2-2), A. Widra (0-1).

2022 CONFERENCE STATISTICS



2022 Auburn Softball
Conference statistics for Auburn (as of May 21, 2022)
(SEC games only Sorted by Batting avg)



Record: 11-13 Home: 8-4 Away: 3-9 SEC: 11-13

| Player | avg | gp-gs | ab | r | h | 2b | 3b | hr | rbi | tb | slg% | bb | hp | so | gdp | ob% | sf | sh | sb-att | po | a | e | fld% |
|-----------------------|------|-------|-----|-----|-----|----|----|----|-----|-----|------|----|----|-----|-----|------|----|----|--------|-----|-----|----|-------|
| 77 Bri Ellis | .288 | 24-24 | 66 | 11 | 19 | 3 | 0 | 8 | 17 | 46 | .697 | 9 | 5 | 9 | 0 | .413 | 0 | 0 | 0-0 | 149 | 8 | 3 | .981 |
| 13 Nelia Peralta | .268 | 24-24 | 71 | 10 | 19 | 10 | 0 | 5 | 16 | 44 | .620 | 9 | 1 | 13 | 2 | .349 | 2 | 0 | 0-0 | 27 | 49 | 12 | .864 |
| 12 Carlee McCondichie | .263 | 24-23 | 57 | 7 | 15 | 2 | 0 | 1 | 6 | 20 | .351 | 2 | 0 | 10 | 0 | .283 | 1 | 2 | 2-3 | 33 | 22 | 1 | .982 |
| 22 Jessie Blaine | .262 | 24-24 | 65 | 11 | 17 | 2 | 0 | 6 | 19 | 37 | .569 | 14 | 0 | 16 | 0 | .392 | 0 | 0 | 0-1 | 0 | 0 | 1 | .000 |
| 5 Lindsey Garcia | .250 | 23-23 | 72 | 12 | 18 | 5 | 0 | 5 | 14 | 38 | .528 | 6 | 0 | 4 | 0 | .304 | 1 | 2 | 3-4 | 30 | 2 | 2 | .941 |
| 2 Sydney Cox | .245 | 24-19 | 49 | 9 | 12 | 3 | 1 | 3 | 5 | 26 | .531 | 6 | 0 | 19 | 0 | .327 | 0 | 1 | 0-0 | 15 | 17 | 6 | .842 |
| 10 Makayla Packer | .231 | 23-23 | 65 | 14 | 15 | 2 | 1 | 2 | 5 | 25 | .385 | 8 | 6 | 18 | 0 | .367 | 0 | 2 | 6-8 | 35 | 2 | 2 | .949 |
| 21 Aubrie Lisenby | .208 | 21-17 | 48 | 5 | 10 | 2 | 0 | 0 | 5 | 12 | .250 | 6 | 1 | 7 | 0 | .309 | 0 | 0 | 0-0 | 75 | 4 | 1 | .988 |
| 0 Aspyn Godwin | .208 | 21-21 | 53 | 6 | 11 | 2 | 0 | 3 | 7 | 22 | .415 | 3 | 0 | 15 | 2 | .246 | 1 | 1 | 0-0 | 79 | 6 | 1 | .988 |
| ----- | | | | | | | | | | | | | | | | | | | | | | | |
| 20 Abbey Smith | .500 | 13-1 | 2 | 2 | 1 | 0 | 0 | 0 | 0 | 1 | .500 | 2 | 0 | 1 | 0 | .750 | 0 | 0 | 2-3 | 1 | 0 | 0 | 1.000 |
| 7 Denver Bryant | .318 | 7-7 | 22 | 3 | 7 | 0 | 0 | 3 | 6 | 16 | .727 | 0 | 0 | 6 | 0 | .318 | 0 | 0 | 0-0 | 11 | 13 | 2 | .923 |
| 18 Riley McNemar | .200 | 11-2 | 10 | 2 | 2 | 0 | 0 | 1 | 2 | 5 | .500 | 0 | 0 | 5 | 1 | .200 | 0 | 1 | 0-0 | 1 | 3 | 1 | .800 |
| 99 Rose Roach | .174 | 15-5 | 23 | 6 | 4 | 0 | 0 | 0 | 0 | 4 | .174 | 1 | 0 | 2 | 0 | .208 | 0 | 0 | 1-1 | 9 | 12 | 2 | .913 |
| 31 Kelsey Schmidt | .154 | 16-2 | 13 | 3 | 2 | 1 | 0 | 1 | 1 | 6 | .462 | 3 | 0 | 5 | 0 | .313 | 0 | 0 | 0-0 | 8 | 0 | 0 | 1.000 |
| 3 Paige Geraghty | .083 | 19-1 | 12 | 4 | 1 | 0 | 0 | 0 | 0 | 1 | .083 | 0 | 1 | 5 | 0 | .154 | 0 | 0 | 0-0 | 5 | 0 | 0 | 1.000 |
| 25 Kenadie Cooper | .000 | 19-0 | 3 | 3 | 0 | 0 | 0 | 0 | 0 | 0 | .000 | 0 | 0 | 3 | 0 | .000 | 0 | 0 | 0-0 | 5 | 0 | 0 | 1.000 |
| 11 Maddie Majors | .000 | 2-0 | 1 | 0 | 0 | 0 | 0 | 0 | 0 | 0 | .000 | 0 | 0 | 1 | 0 | .000 | 0 | 0 | 0-0 | 0 | 0 | 0 | .000 |
| 34 KK Dismukes | .000 | 12-3 | 0 | 0 | 0 | 0 | 0 | 0 | 0 | 0 | .000 | 0 | 0 | 0 | 0 | .000 | 0 | 0 | 0-0 | 1 | 14 | 0 | 1.000 |
| 1 Samantha Yarbrough | .000 | 2-0 | 0 | 0 | 0 | 0 | 0 | 0 | 0 | 0 | .000 | 0 | 0 | 0 | 0 | .000 | 0 | 0 | 0-0 | 0 | 0 | 0 | .000 |
| 55 Shelby Lowe | .000 | 14-8 | 0 | 0 | 0 | 0 | 0 | 0 | 0 | 0 | .000 | 0 | 0 | 0 | 0 | .000 | 0 | 0 | 0-0 | 1 | 7 | 0 | 1.000 |
| 9 Maddie Penta | .000 | 16-13 | 0 | 0 | 0 | 0 | 0 | 0 | 0 | 0 | .000 | 0 | 0 | 0 | 0 | .000 | 0 | 0 | 0-0 | 3 | 7 | 1 | .909 |
| Totals | .242 | 24 | 632 | 108 | 153 | 32 | 2 | 38 | 103 | 303 | .479 | 69 | 14 | 139 | 5 | .328 | 5 | 9 | 14-20 | 488 | 166 | 35 | .949 |
| Opponents | .276 | 24 | 662 | 119 | 183 | 23 | 3 | 34 | 108 | 314 | .474 | 56 | 15 | 152 | 3 | .344 | 5 | 8 | 17-21 | 489 | 161 | 19 | .972 |

LOB - Team (132), Opp (139). DPs turned - Team (7), Opp (7). IBB - Team (1), B. Ellis 1, Opp (2).

(SEC games only Sorted by Earned run avg)

| Player | era | w-l | app | gs | cg | sho | sv | ip | h | r | er | bb | so | 2b | 3b | hr | b/avg | wp | hp | bks | sfa | sha |
|----------------------|-------|-------|-----|----|----|-----|----|-------|-----|-----|----|----|-----|----|----|----|-------|----|----|-----|-----|-----|
| 9 Maddie Penta | 2.84 | 7-8 | 16 | 13 | 8 | 0/0 | 1 | 83.2 | 78 | 44 | 34 | 27 | 90 | 9 | 2 | 13 | .238 | 7 | 9 | 0 | 2 | 4 |
| 34 KK Dismukes | 4.10 | 3-3 | 12 | 3 | 1 | 0/0 | 0 | 41.0 | 59 | 35 | 24 | 12 | 22 | 8 | 1 | 8 | .339 | 7 | 2 | 0 | 3 | 2 |
| 55 Shelby Lowe | 5.50 | 1-2 | 14 | 8 | 0 | 0/0 | 2 | 35.2 | 45 | 33 | 28 | 13 | 38 | 6 | 0 | 12 | .296 | 3 | 2 | 0 | 0 | 2 |
| ----- | | | | | | | | | | | | | | | | | | | | | | |
| 1 Samantha Yarbrough | 21.00 | 0-0 | 2 | 0 | 0 | 0/0 | 0 | 2.1 | 1 | 7 | 7 | 4 | 2 | 0 | 0 | 1 | .125 | 0 | 2 | 0 | 0 | 0 |
| Totals | 4.00 | 11-13 | 24 | 24 | 9 | 0/0 | 3 | 162.2 | 183 | 119 | 93 | 56 | 152 | 23 | 3 | 34 | .276 | 17 | 15 | 0 | 5 | 8 |
| Opponents | 4.12 | 13-11 | 24 | 24 | 7 | 1/0 | 2 | 163.0 | 153 | 108 | 96 | 69 | 139 | 32 | 2 | 38 | .242 | 15 | 14 | 0 | 5 | 9 |

PB - Team (6), A. Godwin 4, A. Lisenby 2, Opp (1). SBA/ATT - A. Godwin (12-16), M. Penta (10-12), K. Dismukes (4-6), A. Lisenby (5-5), S. Lowe (2-2), S. Yarbrough (1-1).

2023 TEAM HITTING LEADERS

BATTING AVERAGE

| | | |
|----|--------------------|------|
| 1. | Carlee McCondichie | .520 |
| 2. | Nelia Peralta | .477 |
| 3. | Bri Ellis | .450 |
| 4. | Lindsey Garcia | .415 |
| 5. | Jessie Blaine | .317 |

RUNS SCORED

| | | |
|----|--------------------|----|
| 1. | Carlee McCondichie | 17 |
| 2. | Lindsey Garcia | 15 |
| | Nelia Peralta | 15 |
| 4. | Abbey Smith | 13 |
| 5. | Two tied at ... | 10 |

DOUBLES

| | | |
|----|--------------------|---|
| 1. | Bri Ellis | 4 |
| | Lindsey Garcia | 4 |
| | Carlee McCondichie | 4 |
| 4. | Nelia Peralta | 3 |
| | KK McCrary | 3 |

TOTAL BASES

| | | |
|----|--------------------|----|
| 1. | Bri Ellis | 37 |
| | Nelia Peralta | 37 |
| 3. | Carlee McCondichie | 35 |
| 4. | Lindsey Garcia | 32 |
| 5. | Icess Tresvik | 26 |

SAC BUNTS

| | | |
|----|---------------|---|
| 1. | Sydney Cox | 1 |
| | Maddie Penta | 1 |
| | Denver Bryant | 1 |

SLUGGING PCT.

| | | |
|----|--------------------|------|
| 1. | Bri Ellis | .925 |
| 2. | Nelia Peralta | .841 |
| 3. | Lindsey Garcia | .780 |
| 4. | Carlee McCondichie | .700 |
| 5. | Jessie Blaine | .439 |

HITS

| | | |
|----|--------------------|----|
| 1. | Carlee McCondichie | 26 |
| 2. | Nelia Peralta | 21 |
| 3. | Bri Ellis | 18 |
| 4. | Lindsey Garcia | 17 |
| 5. | Jessie Blaine | 13 |

TRIPLES

| | | |
|----|--------------------|---|
| 1. | Nelia Peralta | 2 |
| 2. | Carlee McCondichie | 1 |
| | Jessie Blaine | 1 |
| | Makayla Packer | 1 |
| | Lindsey Garcia | 1 |

WALKS

| | | |
|----|----------------|----|
| 1. | Nelia Peralta | 11 |
| 2. | Sydney Cox | 7 |
| 3. | Bri Ellis | 6 |
| | Lindsey Garcia | 6 |
| | Jessie Blaine | 6 |

SAC FLIES

| | | |
|----|--------------------|---|
| 1. | Carlee McCondichie | 2 |
| | Bri Ellis | 2 |
| 3. | Millie Roberts | 1 |

ON BASE PCT.

| | | |
|----|--------------------|------|
| 1. | Nelia Peralta | .589 |
| 2. | Carlee McCondichie | .527 |
| 3. | Bri Ellis | .520 |
| 4. | Lindsey Garcia | .500 |
| 5. | Jessie Blaine | .404 |

RUNS BATTED IN

| | | |
|----|--------------------|----|
| 1. | Bri Ellis | 21 |
| 2. | Lindsey Garcia | 20 |
| 3. | Carlee McCondichie | 14 |
| 4. | Icess Tresvik | 12 |
| 5. | Two tied at ... | 10 |

HOME RUNS

| | | |
|----|------------------|---|
| 1. | Icess Tresvik | 5 |
| | Bri Ellis | 5 |
| 3. | Four tied at ... | 3 |

HIT BY PITCH

| | | |
|----|-----------------|---|
| 1. | Bri Ellis | 2 |
| 2. | Six tied at ... | 1 |

STOLEN BASES

| | | |
|----|------------------|---|
| 1. | Abbey Smith | 8 |
| 2. | Rose Roach | 6 |
| | Lindsey Garcia | 6 |
| 4. | Four tied at ... | 3 |

2022 TEAM PITCHING LEADERS

EARNED RUN AVG.

| | | |
|----|-----------------|------|
| 1. | Maddie Penta | 0.00 |
| 2. | Annabelle Widra | 0.52 |
| 3. | Shelby Lowe | 0.75 |

WINS

| | | |
|----|-----------------|---|
| 1. | Maddie Penta | 9 |
| 2. | Annabelle Widra | 4 |
| 3. | Shelby Lowe | 2 |
| 4. | Emmah Rolfe | 1 |

STRIKEOUTS

| | | |
|----|-----------------|----|
| 1. | Maddie Penta | 79 |
| 2. | Annabelle Widra | 35 |
| 3. | Shelby Lowe | 27 |
| 4. | Emmah Rolfe | 11 |
| 5. | Icess Tresvik | 4 |

GAMES STARTED

| | | |
|----|-----------------|---|
| 1. | Maddie Penta | 8 |
| 2. | Annabelle Widra | 5 |
| 3. | Shelby Lowe | 3 |
| 4. | Icess Tresvik | 1 |

OPP. BATTING AVG.

| | | |
|----|-----------------|------|
| 1. | Shelby Lowe | .108 |
| 2. | Maddie Penta | .114 |
| 3. | Annabelle Widra | .155 |

SAVES

| | | |
|----|-----------------|---|
| 1. | Annabelle Widra | 1 |
| | Maddie Penta | 1 |

SO LOOKING

| | | |
|----|-----------------|----|
| 1. | Annabelle Widra | 11 |
| 2. | Maddie Penta | 10 |
| 3. | Shelby Lowe | 3 |
| | Emmah Rolfe | 3 |

GAMES FINISHED

| | | |
|----|-----------------|---|
| 1. | Shelby Lowe | 6 |
| 2. | Annabelle Widra | 2 |
| | Emmah Rolfe | 2 |
| | Maddie Penta | 2 |
| | Icess Tresvik | 2 |

WIN-LOSS PCT.

| | | |
|----|-----------------|-------|
| 1. | Maddie Penta | 1.000 |
| | Annabelle Widra | 1.000 |
| | Shelby Lowe | 1.000 |

INNINGS PITCHED

| | | |
|----|-----------------|------|
| 1. | Maddie Penta | 44.0 |
| 2. | Annabelle Widra | 27.0 |
| 3. | Shelby Lowe | 18.2 |

APPEARANCES

| | | |
|----|-----------------|----|
| 1. | Maddie Penta | 11 |
| 2. | Shelby Lowe | 10 |
| 3. | Annabelle Widra | 8 |
| 4. | Emmah Rolfe | 5 |
| 5. | Icess Tresvik | 3 |

GAMES IN RELIEF

| | | |
|----|-----------------|---|
| 1. | Shelby Lowe | 7 |
| 2. | Emmah Rolfe | 5 |
| 3. | Maddie Penta | 3 |
| | Annabelle Widra | 3 |
| 5. | Icess Tresvik | 2 |

2022 TEAM FIELDING LEADERS

FIELDING PCT.

| | | |
|----|--------------------|-------|
| 1. | Aspyn Godwin | 1.000 |
| | Aubrie Lisenby | 1.000 |
| | Carlee McCondichie | 1.000 |
| | Axe Milanowski | 1.000 |
| | Annabelle Widra | 1.000 |

PUTOUTS

| | | |
|----|--------------------|----|
| 1. | Aspyn Godwin | 74 |
| 2. | Aubrie Lisenby | 52 |
| 3. | Bri Ellis | 50 |
| 4. | Carlee McCondichie | 18 |
| 5. | Axe Milanowski | 14 |

ASSISTS

| | | |
|----|--------------------|----|
| 1. | Nelia Peralta | 24 |
| 2. | Carlee McCondichie | 17 |
| 3. | Annabelle Widra | 11 |
| 4. | Rose Roach | 3 |
| 5. | Aspyn Godwin | 3 |

AUBURN HITTING BY OPPONENT

| OPPONENT | G | W-L | AVG. | R | H | 2B | 3B | HR | BB | SO | SB-ATT | SLG | OBP |
|--------------------|---|-----|------|----|----|----|----|----|----|----|--------|-------|------|
| St. John's | 1 | 1-0 | .308 | 6 | 8 | 2 | 0 | 1 | 4 | 4 | 2-3 | .500 | .400 |
| Fordham | 1 | 1-0 | .200 | 9 | 4 | 0 | 1 | 1 | 10 | 1 | 4-4 | .450 | .469 |
| Pitt | 1 | 0-1 | .345 | 7 | 10 | 2 | 1 | 0 | 4 | 5 | 2-2 | .483 | .459 |
| Indiana | 1 | 1-0 | .394 | 9 | 13 | 1 | 1 | 1 | 2 | 2 | 1-2 | .576 | .432 |
| Illinois | 1 | 1-0 | .407 | 10 | 11 | 2 | 0 | 3 | 4 | 3 | 3-3 | .815 | .484 |
| Austin Peay | 2 | 2-0 | .412 | 16 | 21 | 1 | 0 | 4 | 5 | 7 | 1-1 | .667 | .464 |
| Villanova | 2 | 2-0 | .358 | 17 | 19 | 0 | 0 | 3 | 5 | 7 | 5-5 | .528 | .414 |
| Dayton | 1 | 1-0 | .421 | 10 | 8 | 1 | 1 | 1 | 7 | 4 | 4-4 | .737 | .577 |
| UAB | 1 | 1-0 | .520 | 10 | 13 | 2 | 1 | 3 | 1 | 2 | 2-3 | 1.040 | .538 |
| Merrimack | 2 | 2-0 | .392 | 19 | 20 | 6 | 0 | 2 | 11 | 6 | 5-5 | .627 | .492 |
| Brown | 1 | 1-0 | .450 | 9 | 9 | 1 | 0 | 4 | 3 | 2 | 2-3 | 1.100 | .522 |
| North Dakota State | 2 | 2-0 | .333 | 13 | 18 | 6 | 0 | 1 | 5 | 7 | 8-8 | .500 | .390 |
| Troy | 1 | 1-0 | .310 | 11 | 9 | 2 | 1 | 1 | 3 | 5 | 2-3 | .552 | .417 |
| Bowling Green | | | | | | | | | | | | | |
| South Alabama | | | | | | | | | | | | | |
| Tennessee Tech | | | | | | | | | | | | | |
| Georgia Tech | | | | | | | | | | | | | |
| Georgia | | | | | | | | | | | | | |
| Weber State | | | | | | | | | | | | | |
| Northwestern | | | | | | | | | | | | | |
| Oklahoma | | | | | | | | | | | | | |
| Missouri | | | | | | | | | | | | | |
| Samford | | | | | | | | | | | | | |
| Ole Miss | | | | | | | | | | | | | |
| Florida | | | | | | | | | | | | | |
| LSU | | | | | | | | | | | | | |
| Jacksonville State | | | | | | | | | | | | | |
| Alabama | | | | | | | | | | | | | |
| South Carolina | | | | | | | | | | | | | |
| Alabama State | | | | | | | | | | | | | |
| Mississippi State | | | | | | | | | | | | | |

AUBURN HITTING BY MONTH

| MONTH | G | W-L | AVG. | R | H | 2B | 3B | HR | BB | SO | SB-ATT | SLG | OBP |
|----------|----|------|------|-----|-----|----|----|----|----|----|--------|------|------|
| February | 16 | 15-1 | .377 | 135 | 154 | 24 | 5 | 24 | 61 | 50 | 39-43 | .637 | .460 |
| March | 1 | 1-0 | .310 | 11 | 9 | 2 | 1 | 1 | 3 | 5 | 2-3 | .552 | .417 |
| April | | | | | | | | | | | | | |
| May | | | | | | | | | | | | | |
| June | | | | | | | | | | | | | |

AUBURN HITTING BY SITE

| SITE | G | W-L | AVG. | R | H | 2B | 3B | HR | BB | SO | SB-ATT | SLG | OBP |
|---------|----|------|------|----|-----|----|----|----|----|----|--------|------|------|
| Home | 11 | 11-0 | .396 | 94 | 108 | 17 | 2 | 18 | 37 | 35 | 27-29 | .670 | .466 |
| Away | 1 | 1-0 | .310 | 11 | 9 | 2 | 1 | 1 | 3 | 5 | 2-3 | .552 | .417 |
| Neutral | 5 | 4-1 | .341 | 41 | 46 | 7 | 3 | 6 | 24 | 15 | 12-14 | .570 | .449 |

AUBURN PITCHING BY OPPONENT

| OPPONENT | G/CG | W-L-S | ERA | IP | H | R | ER | 2B | 3B | HR | K | BB | BAA |
|--------------------|------|-------|------|------|----|---|----|----|----|----|----|----|------|
| St. John's | 1/1 | 1-0-0 | 0.00 | 7.0 | 2 | 0 | 0 | 0 | 0 | 0 | 10 | 0 | .091 |
| Fordham | 1/0 | 1-0-0 | 0.00 | 6.0 | 3 | 0 | 0 | 0 | 0 | 0 | 14 | 1 | .130 |
| Pitt | 1/0 | 0-1-0 | 8.17 | 6.0 | 11 | 8 | 7 | 2 | 0 | 0 | 6 | 1 | .393 |
| Indiana | 1/0 | 1-0-0 | 0.00 | 7.0 | 4 | 0 | 0 | 0 | 0 | 0 | 13 | 1 | .160 |
| Illinois | 1/0 | 1-0-0 | 0.00 | 5.0 | 2 | 0 | 0 | 0 | 0 | 0 | 9 | 1 | .118 |
| Austin Peay | 2/0 | 2-0-1 | 0.00 | 12.0 | 11 | 2 | 0 | 0 | 0 | 0 | 13 | 1 | .224 |
| Villanova | 2/0 | 2-0-0 | 0.58 | 12.0 | 3 | 3 | 1 | 0 | 0 | 1 | 24 | 4 | .075 |
| Dayton | 1/0 | 1-0-0 | 2.80 | 5.0 | 5 | 2 | 2 | 0 | 1 | 0 | 6 | 0 | .278 |
| UAB | 1/0 | 1-0-0 | 1.40 | 5.0 | 2 | 1 | 1 | 0 | 0 | 1 | 5 | 0 | .118 |
| Merrimack | 2/0 | 2-0-0 | 0.00 | 12.0 | 6 | 0 | 0 | 1 | 0 | 0 | 22 | 1 | .136 |
| Brown | 1/1 | 1-0-0 | 0.00 | 5.0 | 0 | 0 | 0 | 0 | 0 | 0 | 6 | 1 | .000 |
| North Dakota State | 2/1 | 2-0-1 | 0.00 | 13.0 | 3 | 0 | 0 | 0 | 0 | 0 | 15 | 0 | .077 |
| Troy | 1/0 | 1-0-0 | 0.00 | 7.0 | 1 | 0 | 0 | 0 | 0 | 0 | 13 | 1 | .045 |
| Bowling Green | | | | | | | | | | | | | |
| South Alabama | | | | | | | | | | | | | |
| Tennessee Tech | | | | | | | | | | | | | |
| Georgia Tech | | | | | | | | | | | | | |
| Georgia | | | | | | | | | | | | | |
| Weber State | | | | | | | | | | | | | |
| Northwestern | | | | | | | | | | | | | |
| Oklahoma | | | | | | | | | | | | | |
| Missouri | | | | | | | | | | | | | |
| Samford | | | | | | | | | | | | | |
| Ole Miss | | | | | | | | | | | | | |
| Florida | | | | | | | | | | | | | |
| LSU | | | | | | | | | | | | | |
| Jacksonville State | | | | | | | | | | | | | |
| Alabama | | | | | | | | | | | | | |
| South Carolina | | | | | | | | | | | | | |
| Alabama State | | | | | | | | | | | | | |
| Mississippi State | | | | | | | | | | | | | |

AUBURN PITCHING BY MONTH

| MONTH | G/CG | W-L-S | ERA | IP | H | R | ER | 2B | 3B | HR | K | BB | BAA |
|----------|------|--------|------|------|----|----|----|----|----|----|-----|----|------|
| February | 16/3 | 15-1-2 | 0.81 | 95.0 | 52 | 16 | 11 | 3 | 1 | 2 | 143 | 11 | .154 |
| March | 1/0 | 1-0-0 | 0.00 | 7.0 | 1 | 0 | 0 | 0 | 0 | 0 | 13 | 1 | .045 |
| April | | | | | | | | | | | | | |
| May | | | | | | | | | | | | | |
| June | | | | | | | | | | | | | |

AUBURN PITCHING BY SITE

| SITE | G/CG | W-L-S | ERA | IP | H | R | ER | 2B | 3B | HR | K | BB | BAA |
|---------|------|--------|------|------|----|---|----|----|----|----|----|----|------|
| Home | 11/2 | 11-0-2 | 0.44 | 64.0 | 30 | 8 | 4 | 1 | 1 | 2 | 91 | 7 | .135 |
| Away | 1/0 | 1-0-0 | 0.00 | 7.0 | 1 | 0 | 0 | 0 | 0 | 0 | 13 | 1 | .045 |
| Neutral | 5/1 | 4-1-0 | 1.58 | 31.0 | 22 | 8 | 7 | 2 | 0 | 0 | 52 | 4 | .191 |

THE LAST TIME A TEAM...

BATTING

Did not strikeout in a game _____ vs. North Dakota State (2/25/2023)
 Hit two grand slams in a game _____ at Arkansas (4/15/2016)
Hit three home runs in a game _____ vs. UAB (5 inn.) (2/22/2023)
Hit four home runs in a game _____ vs. Brown (5 inn.) (2/24/2023)
 Hit five home runs in a game _____ vs. Indiana State (2/28/2016)
 All nine starters scored in a game _____ at Mississippi State (3/24/2019)
Scored 10+ runs _____ 11, at Troy (3/1/2023)
 Scored 15+ runs _____ 15 vs. Niagara (4/15/2022)
 Scored 20+ runs _____ 22 vs. Alabama State (3/21/2018)
 Scored 20+ runs in consecutive games _____ 21, 23 at Arkansas (4/16/2016-4/17/2016)
 Scored 25+ runs _____ 28 vs. Butler (2/13/2016)
Scored in every inning _____ vs. Merrimack (5 inn.) (2/24/2023)
 Had 20+ hits _____ 20 at Arkansas (4/16/2016)
 Had 25+ hits _____ 26 vs. Butler (2/13/2016)
Drew 10+ walks _____ 10, vs. Fordham (6 inn.) (2/10/2022)
 Drew 15+ walks _____ 16 vs. UL-Lafayette (5/22/2015)
 Stole 5 bases _____ 5 vs Georgia State (3/2/2022)
Stole 6+ bases _____ 7, vs. North Dakota State (Feb. 25, 2023)
Scored 8+ runs in an inning _____ 8 in 2nd inn. vs. Austin Peay (2/17/2023)
 Scored 10+ runs in an inning _____ 12 in 6th inn. vs. Texas A&M (3/17/2019)
 Scored 15+ runs in an inning _____ 15 in 1st inn. vs. Butler (2/13/2015)

PITCHING

Shut out team in entire series _____ Outscored Arkansas 54-0 (3 games) (4/15-17/2016)
Shutout win _____ 11, at Troy (3/1/2023)
**Back-to-back shutouts _____ 4-0 vs. North Dakota State (2/26/2023),
 _____ 7-0 vs. Merrimack (2/25/2023)**
**Three consecutive shutouts _____ 4-0 vs. North Dakota State (2/26/2023),
 _____ 7-0 vs. Merrimack (2/25/2023),
 _____ 9-0 vs. North Dakota State (6 inn.) (2/25/2023)**
**Six consecutive shutouts _____ 4-0 vs. North Dakota State (2/26/2023),
 _____ 7-0 vs. Merrimack (2/25/2023),
 _____ 9-0 vs. North Dakota State (6 inn.) (2/25/2023),
 _____ 9-0 vs. Brown (5 inn.) (2/24/2023)
 _____ 12-0 vs. Merrimack (5 inn.) (2/24/2023), 11, at Troy (3/1/2023)**
 Was shut out _____ 0-1 vs. #14 Clemson (5/21/2022)
 Was shut out at home _____ 0-3 vs. #7 Florida (4/3/2022)
 Was no-hit _____ 7-0 (7 inn.) vs. #7 Florida (4/26/2019)
 Perfect game against _____ 6-0 vs. #1 Washington (2/11/2010)
 Walked 10+ batters _____ 12 at #13 Tennessee (4/30/2016)

FIELDING

Made 5 errors _____ 5 at #8 Kentucky (3/27/2022)
 Made 6+ errors _____ 7 vs. South Carolina (3/19/2022)

WINS & LOSSES

Began season with at least 15 straight wins _____ 2018
Won at least 10 straight games _____ 14 (2/11/2023-3/1/2023)
 Won at least 15 straight games _____ 16 (2/20/2022-3/13/2022)
 Road win vs. ranked SEC foe _____ 6-3 at #8 Kentucky (3/26/2022)
 Win vs. ranked team _____ 4-3 vs. #15 Georgia (4/30/2022)
 Five-game winning streak vs. ranked foes _____ (3/17-3/25/2018)
 Win vs. No. 1 ranked team _____ 3-2 vs. #1 Oklahoma (2/9/2017)
 Win vs. Top 5 team _____ 3-0 at #5 Tennessee (4/7/2019)
 Win vs. Top 10 team _____ 3-1 vs. #7 Florida (4/1/2022)
 Home series win vs. ranked SEC team _____ 2-1 vs. #15 Georgia (4/29 - 5/1/2022)
 Home series sweep vs. ranked SEC team _____ 3-0 vs. #18 Kentucky (3/23-3/25/2018)
 Road series win vs. ranked SEC team _____ 2-1 at #5 Tennessee (4/6/2019-4/7/2019)
 Road series sweep vs. ranked SEC team _____ 3-0 at #18 Georgia (3/31-2017-4/2/2017)
 Won in extra innings _____ 4-3 (10 inn.) vs. South Carolina (3/21/2022)
 Lost in extra innings _____ 7-10 (11 inn.) vs. South Carolina (3/19/2022)
 Was run-ruled _____ 17-4 at #10 Arkansas (10 inn.) (4/10/2022)
 Won when trailing after 6 innings _____ vs. Texas A&M (3/11/22)
 Overcame 5+ run deficit to win _____ Trailing 7-0, won 8-7 (10 inn.) vs. UNCW (2/14/2020)

THE LAST TIME AN INDIVIDUAL...

BATTING

Had 4 hits _____ 4, Aubrie Lisenby & Jessie Blaine vs. Niagara (4/15/2022)
 Had 5+ hits _____ 5, Jade Rhodes at Arkansas (4/16/2016)
 Had 4 runs _____ 4, Alyssa Rivera vs. UNCW (2/15/2020)
 Had 5+ runs _____ 5, Kim Blair vs. Alabama A&M (2/14/1999)
 Had 2 doubles _____ 2, Nelia Peralta at Mississippi State (4/24/2022)
 Had 3+ doubles _____ 3, Sydney Cox vs. St. John's (2/11/2022)
 Had 2 triples _____ 2, Kendall Veach vs. #18 Georgia (4/2/2017)
 Had 2 home runs _____ 2, Bri Ellis vs. Louisiana (5/20/2022)
 Had 2 home runs in same inn. _____ Justus Perry 3rd inn. vs. Alabama State (3/21/2018)
 Had 3+ home runs _____ 3, Jade Rhodes at Ole Miss (3/14/2015)
Had grand slam _____ Lindsey Garcia vs. North Dakota State (2/25/2023)
Had back-to-back home runs _____ N. Peralta and C. McCondicchie vs. Brown (2/3/2023)
Had 5 RBI _____ Lindsey Garcia vs. North Dakota State (2/25/2023)
 Had 6-7 RBI _____ 6, Alyssa Rivera vs. UNCW (2/15/2020)
 Had 8+ RBI _____ 10, Holly Currie vs. Alabama State (2/9/2005)
 Hit for the cycle _____ Holly Currie vs. Arkansas (3/12/2005)
Had 2 stolen bases _____ 2, Rose Roach vs. Merrimack (2/25/2023)
Had 3+ stolen bases _____ 3, Lindsey Garcia vs. Fordham (2/10/2023)
 Had 4 walks _____ 4, Haley Fagan at #18 Georgia (3/31/2017)
Had walk-off hit _____ Lindsey Garcia vs. North Dakota State (2/25/2023)
Had walk-off home run _____ Lindsey Garcia vs. North Dakota State (2/25/2023)
Had walk-off grand slam _____ Lindsey Garcia vs. North Dakota State (2/25/2023)
 Had walk-off sac fly _____ Tannon Snow vs. Alabama State (2/14/2020)

PITCHING

Threw no-hitter _____ Maddie Penta (6.0 IP) vs. North Dakota State (2/25/23)
 Combined no-hitter _____ M. Penta (5.0) & K. Dismukes (2.0) vs. North Carolina A&T (3/4/2022)
 Threw 7-inn. no-hitter _____ Maddie Penta (7.0 IP) vs. IUPUI (2/27/2021)
 Threw extra-inn. no-hitter _____ Kristen Keyes vs. Georgia Tech (10.0 IP) (4/23/2003)
 Threw perfect game _____ Kaylee Carlson vs. Ohio State (3/18/2017)
 Threw one-hitter _____ Maddie Penta vs. St. John's (2/12/2022)
Combined one-hitter _____ M. Penta (5.0) and S. Lowe (2.0) at Troy (3/1/2023)
Threw CG shutout _____ Maddie Penta (6.0 IP) vs. North Dakota State (2/25/23)
Had 10 K's _____ 10, Maddie Penta at Troy (3/1/2023)
Had 11-12 K's _____ 11, Maddie Penta vs. Indiana (2/11/2023)
 Had 13-14 K's _____ 15, Maddie Penta vs. Bradley (2/26/2022)
 Had 15-17 K's _____ 15, Maddie Penta vs. Bradley (2/26/2022)
 Had 18+ K's _____ 18, Anna Thompson vs. Middle Tennessee (2/20/2009)

ALL-TIME PERFECT GAMES & NO-HITTERS

PERFECT GAMES

- Holly Currie vs. College of Charleston _____ 2/11/05
- Kaylee Carlson vs. Ohio State _____ 3/18/17

NO-HITTERS

- Brenda Espinoza vs. Jacksonville State _____ 2/26/97
- Denisse Montalvo/Mary Petrie vs. AA&M _____ 2/14/99
- Kristen Keyes vs. Georgia Tech _____ 4/23/03
- Holly Currie vs. College of Charleston _____ 2/11/05
- Holly Currie vs. Mercer _____ 2/18/06
- Holly Currie vs. Missouri _____ 3/24/06
- Beth DiPietro vs. Florida _____ 3/28/06
- Holly Currie vs. Tennessee Tech _____ 4/3/06
- Holly Currie vs. Ole Miss _____ 5/6/06
- Holly Currie vs. Marist _____ 5/19/06
- Holly Currie vs. Georgia State _____ 2/14/07
- Jenee Loree vs. Texas A&M-CC _____ 2/6/09
- Jenee Loree vs. Austin Peay _____ 2/21/09
- Anna Thompson vs. Louisiana Tech _____ 3/5/10
- Jenee Loree vs. IPFW _____ 2/11/12
- Jenee Loree vs. Presbyterian _____ 3/11/12
- Marcy Harper vs. Savannah State _____ 3/14/13
- Marcy Harper vs. Radford _____ 3/14/14
- Lexi Davis vs. IPFW _____ 3/14/14
- Marcy Harper vs. Savannah State _____ 3/15/14
- Marcy Harper vs. Appalachian State _____ 2/11/16
- Rachel Walters vs. Samford _____ 3/16/16
- Makayla Martin/Ashlee Swindle vs. Yale _____ 2/25/17
- Kaylee Carlson vs. Ohio State _____ 3/18/17
- Makayla Martin vs. Maryland _____ 2/18/18
- Maddie Penta vs. Southeast Missouri State _____ 2/13/21
- Maddie Penta vs. IUPUI _____ 2/21/21
- Shelby Lowe vs. St. John's _____ 2/11/22
- Maddie Penta/KK Dismukes vs. North Carolina A&T _____ 3/4/22
- Annabelle Widra vs. Brown _____ 2/24/23**
- Maddie Penta vs. North Dakota State _____ 2/25/23**

GAME-BY-GAME STARTERS (BATTING ORDER)

| DATE | NO. (#) | RECORD | OPPONENT | 1 | 2 | 3 | 4 | 5 | 6 | 7 | 8 | 9 |
|---------|---------|--------|--------------------|---------|-------------|--------|--------|---------|---------|---------|---------|---------|
| Feb. 10 | 1 | 1-0 | St. John's | Peralta | McCondichie | Ellis | Blaine | Tresvik | Garcia | Godwin | McCrary | Roach |
| Feb. 10 | 1 | 1-0 | Fordham | Peralta | McCondichie | Ellis | Blaine | Lisenby | Garcia | Cox | Smith | Roach |
| Feb. 11 | 1 | 0-1 | Pitt | Peralta | McCondichie | Ellis | Blaine | Godwin | Cox | Garcia | Tresvik | Smith |
| Feb. 11 | 1 | 1-0 | Indiana | Peralta | McCondichie | Ellis | Blaine | Lisenby | Cox | Garcia | McCrary | Widra |
| Feb. 12 | 1 | 1-0 | Illinois | Peralta | McCondichie | Ellis | Blaine | Garcia | Godwin | McCrary | Widra | Tresvik |
| Feb. 17 | 1 | 1-0 | Austin Peay | Peralta | McCondichie | Ellis | Godwin | McCrary | Garcia | Widra | Lisenby | Packer |
| Feb. 17 | 1 | 1-0 | Villanova | Peralta | McCondichie | Ellis | Godwin | McCrary | Garcia | Blaine | Bryant | Tresvik |
| Feb. 18 | 2 | 2-0 | Villanova | Peralta | McCondichie | Ellis | Godwin | McCrary | Garcia | Blaine | Bryant | Tresvik |
| Feb. 18 | 1 | 1-0 | Dayton | Peralta | McCondichie | Garcia | Godwin | Ellis | Lisenby | Widra | Bryant | Tresvik |
| Feb. 19 | 1 | 1-0 | Austin Peay | Peralta | McCondichie | Garcia | Ellis | Blaine | Godwin | Widra | Tresvik | Cox |
| Feb. 22 | 1 | 1-0 | UAB | Peralta | McCondichie | Blaine | Ellis | Garcia | Widra | Godwin | Packer | Tresvik |
| Feb. 24 | 1 | 1-0 | Merrimack | Peralta | McCondichie | Blaine | Ellis | Garcia | Widra | Lisenby | Tresvik | Packer |
| Feb. 24 | 1 | 1-0 | Brown | Peralta | McCondichie | Blaine | Ellis | Garcia | McCrary | Godwin | Tresvik | Bryant |
| Feb. 25 | 1 | 1-0 | North Dakota State | Peralta | McCondichie | Blaine | Ellis | Garcia | Godwin | Tresvik | Widra | Packer |
| Feb. 25 | 1 | 1-0 | Merrimack | Peralta | McCondichie | Blaine | Ellis | McCrary | Tresvik | Lisenby | Bryant | Cox |
| Feb. 26 | 1 | 1-0 | North Dakota State | Peralta | McCondichie | Ellis | Garcia | Godwin | McCrary | Widra | Tresvik | Packer |
| March 1 | 1 | 1-0 | Troy | Peralta | McCondichie | Blaine | Ellis | Garcia | Widra | Godwin | Tresvik | Packer |

GAME-BY-GAME STARTERS (POSITION)

| DATE | NO. (#) | RECORD | OPPONENT | C | 1B | 2B | 3B | SS | LF | CF | RF | DP |
|---------|---------|--------|--------------------|---------|-------|-------------|--------|---------|---------|---------|---------|--------|
| Feb. 10 | 1 | 1-0 | St. John's | Godwin | Ellis | McCondichie | Roach | Peralta | McCrary | Tresvik | Garcia | Blaine |
| Feb. 10 | 1 | 1-0 | Fordham | Lisenby | Ellis | McCondichie | Roach | Peralta | Cox | Smith | Garcia | Blaine |
| Feb. 11 | 1 | 0-1 | Pitt | Blaine | Ellis | McCondichie | Roach | Peralta | Cox | Smith | Garcia | Godwin |
| Feb. 11 | 1 | 1-0 | Indiana | Lisenby | Ellis | McCondichie | Widra | Peralta | Cox | Garcia | McCrary | Blaine |
| Feb. 12 | 1 | 1-0 | Illinois | Godwin | Ellis | McCondichie | Widra | Peralta | McCrary | Tresvik | Garcia | Blaine |
| Feb. 17 | 1 | 1-0 | Austin Peay | Lisenby | Ellis | McCondichie | Bryant | Peralta | McCrary | Packer | Garcia | Godwin |
| Feb. 17 | 1 | 1-0 | Villanova | Godwin | Ellis | McCondichie | Bryant | Peralta | McCrary | Tresvik | Garcia | Blaine |
| Feb. 18 | 2 | 2-0 | Villanova | Godwin | Ellis | McCondichie | Bryant | Peralta | McCrary | Tresvik | Garcia | Blaine |
| Feb. 18 | 1 | 1-0 | Dayton | Lisenby | Ellis | McCondichie | Bryant | Peralta | Cox | Tresvik | Garcia | Godwin |
| Feb. 19 | 1 | 1-0 | Austin Peay | Godwin | Ellis | McCondichie | Widra | Peralta | Cox | Tresvik | Garcia | Blaine |
| Feb. 22 | 1 | 1-0 | UAB | Godwin | Ellis | McCondichie | Widra | Peralta | Tresvik | Packer | Garcia | Blaine |
| Feb. 24 | 1 | 1-0 | Merrimack | Lisenby | Ellis | McCondichie | Bryant | Peralta | Tresvik | Packer | Garcia | Blaine |
| Feb. 24 | 3 | 3-0 | Brown | Godwin | Ellis | McCondichie | Bryant | Peralta | McCrary | Tresvik | Garcia | Blaine |
| Feb. 25 | 2 | 2-0 | North Dakota State | Godwin | Ellis | McCondichie | Widra | Peralta | Tresvik | Packer | Garcia | Blaine |
| Feb. 25 | 1 | 1-0 | Merrimack | Lisenby | Ellis | McCondichie | Bryant | Peralta | Cox | Tresvik | McCrary | Blaine |
| Feb. 26 | 1 | 1-0 | North Dakota State | Godwin | Ellis | McCondichie | Widra | Peralta | Tresvik | Packer | McCrary | Garcia |
| March 1 | 3 | 3-0 | Troy | Godwin | Ellis | McCondichie | Widra | Peralta | Tresvik | Packer | Garcia | Blaine |

2023 TEAM GAME HIGHS

BATTING

| | | |
|----------------------|----|--|
| At-Bats | 33 | vs. Indiana (Feb. 11, 2023) |
| Runs scored | 12 | vs. Merrimack (Feb. 24, 2023) |
| Hits | 13 | vs. Indiana (Feb. 11, 2023) |
| | 13 | vs. Austin Peay (Feb. 17, 2023) |
| | 13 | vs. UAB (Feb. 22, 2023) |
| RBI | 12 | vs. Merrimack (Feb. 24, 2023) |
| Doubles | 4 | vs. Merrimack (Feb. 24, 2023) |
| | 4 | vs. North Dakota State (Feb. 26, 2023) |
| Triples | 1 | SIX TIMES |
| Home Runs | 4 | vs. Brown (Feb. 24, 2023) |
| Total Bases | 26 | vs. UAB (Feb. 22, 2023) |
| Walks | 10 | vs. Fordham (Feb. 10, 2023) |
| Strikeouts | 7 | vs. North Dakota State (Feb. 26, 2023) |
| Sac Hits | 2 | vs. Dayton (Feb. 18, 2023) |
| Sac Flies | 1 | FIVE TIMES |
| Stolen Bases | 7 | vs. North Dakota State (Feb. 25, 2023) |
| Hit By Pitch | 3 | vs. Pitt (Feb. 11, 2023) |
| | 3 | at Troy (March 1, 2023) |
| Caught Stealing | 1 | FIVE TIMES |
| Runners Left on Base | 9 | vs. Pitt (Feb. 11, 2023) |
| | 9 | vs. Merrimack (Feb. 25, 2023) |
| Hit into DP | 2 | at Troy (March 1, 2023) |

FIELDING

| | | |
|--------------|----|--|
| Putouts | 21 | SEVEN TIMES |
| Assists | 8 | vs. UAB (Feb. 22, 2023) |
| | 8 | vs. North Dakota State (Feb. 25, 2023) |
| Errors | 3 | vs. Austin Peay (Feb. 17, 2023) |
| Passed Balls | 2 | vs. Villanova (Feb. 18, 2023) |
| DPs Turned | 1 | FIVE TIMES |

PITCHING

| | | |
|-----------------|-----|--|
| Innings Pitched | 7.0 | SEVEN TIMES |
| Runs Allowed | 8 | vs. Pitt (Feb. 11, 2023) |
| Earned Runs | 7 | vs. Pitt (Feb. 11, 2023) |
| Walks Allowed | 4 | vs. Villanova (Feb. 18, 2023) |
| Strikeouts | 14 | vs. Fordham (Feb. 10, 2023) |
| Hits Allowed | 11 | vs. Pitt (Feb. 11, 2023) |
| Doubles Allowed | 2 | vs. Pitt (Feb. 11, 2023) |
| Triples Allowed | 1 | vs. Dayton (Feb. 18, 2023) |
| Homers Allowed | 1 | vs. Villanova (Feb. 18, 2023) |
| | 1 | vs. UAB (Feb. 22, 2023) |
| Wild Pitches: | 1 | vs. Indiana (Feb. 11, 2023) |
| | 1 | vs. Villanova (Feb. 18, 2023) |
| Hit Batters | 1 | vs. Indiana (Feb. 11, 2023) |
| | 1 | vs. North Dakota State (Feb. 25, 2023) |

2023 INDIVIDUAL GAME HIGHS

BATTING

| | | |
|----------------------|---|---|
| At-Bats | 5 | Nelia Peralta vs. Pitt (Feb. 11, 2023) |
| Runs scored | 3 | Nelia Peralta vs. Brown (Feb. 24, 2023) |
| | 3 | Carlee McCondichie at Troy (March 1, 2023) |
| Hits | 3 | FOUR TIMES |
| RBI | 5 | Lindsey Garcia vs. North Dakota State (Feb. 25, 2023) |
| Doubles | 1 | TWENTY-SIX TIMES |
| Triples | 1 | SIX TIMES |
| Home Runs | 1 | TWENTY-FIVE TIMES |
| Total Bases | 6 | Bri Ellis vs. UAB (Feb. 22, 2023) |
| | 6 | Bri Ellis vs. Brown (Feb. 24, 2023) |
| | 6 | Lindsey Garcia vs. North Dakota State (Feb. 25, 2023) |
| Walks | 2 | FOUR TIMES |
| Strikeouts | 2 | Icess Tresvik vs. St. John's (Feb. 10, 2023) |
| | 2 | Rose Roach vs. Austin Peay (Feb. 17, 2023) |
| | 2 | Lindsey Garcia vs. Austin Peay (Feb. 19, 2023) |
| Sac Hits | 1 | Denver Bryant vs. Dayton (Feb. 18, 2023) |
| | 1 | Maddie Penta vs. Dayton (Feb. 18, 2023) |
| | 1 | Sydney Cox vs. Austin Peay (Feb. 19, 2023) |
| Sac Flies | 1 | FIVE TIMES |
| Stolen Bases | 3 | Lindsey Garcia vs. Fordham (Feb. 10, 2023) |
| Hit By Pitch | 1 | EIGHT TIMES |
| Caught Stealing | 1 | FIVE TIMES |
| Runners Left on Base | 5 | Jessie Blaine vs. Merrimack (Feb. 25, 2023) |

FIELDING

| | | |
|--------------|----|--|
| Putouts | 13 | Aubrie Lisenby vs. Merrimack (Feb. 25, 2023) |
| Assists | 3 | SEVEN TIMES |
| Errors | 2 | FOUR TIMES |
| Passed Balls | 2 | Skyler Elkins vs. Villanova (Feb. 18, 2023) |

PITCHING

| | | |
|-----------------|-----|---|
| Innings Pitched | 7.0 | Annabelle Widra vs. St. John's (Feb. 10, 2023) |
| Runs Allowed | 4 | Emmah Rolfe vs. Pitt (Feb. 11, 2023) |
| | 4 | Icess Tresvik vs. Pitt (Feb. 11, 2023) |
| Earned Runs | 4 | Emmah Rolfe vs. Pitt (Feb. 11, 2023) |
| Walks Allowed | 3 | Emmah Rolfe vs. Villanova (Feb. 18, 2023) |
| Strikeouts | 11 | Maddie Penta vs. Fordham (Feb. 10, 2023) |
| | 11 | Maddie Penta vs. Indiana (Feb. 11, 2023) |
| Hits Allowed | 7 | Emmah Rolfe vs. Pitt (Feb. 11, 2023) |
| Doubles Allowed | 1 | Icess Tresvik vs. Pitt (Feb. 11, 2023) |
| | 1 | Emmah Rolfe vs. Pitt (Feb. 11, 2023) |
| | 1 | Emmah Rolfe vs. Merrimack (Feb. 24, 2023) |
| Triples Allowed | 1 | Annabelle Widra vs. Dayton (Feb. 18, 2023) |
| Homers Allowed | 1 | Shelby Lowe vs. Villanova (Feb. 18, 2023) |
| | 1 | Shelby Lowe vs. UAB (Feb. 22, 2023) |
| Wild Pitches | 1 | Maddie Penta vs. Indiana (Feb. 11, 2023) |
| | 1 | Emmah Rolfe vs. Villanova (Feb. 18, 2023) |
| Hit Batters | 1 | Maddie Penta vs. Indiana (Feb. 11, 2023) |
| | 1 | Maddie Penta vs. North Dakota State (Feb. 25, 2023) |

HEAD COACH MICKEY DEAN

Mickey Dean enters his sixth season as the head coach of the Auburn softball program. In 16 years at the collegiate level, Dean has coached 11 NCAA Tournament teams, including one super regional participant, and won nine conference championships. He is one of four active head coaches to led three different programs to the NCAA Tournament

A native of Elkton, Va., Dean has guided 81 all-conference players, 45 all-region honorees and eight All-Americans, including 2017 National Player of the Year, Megan Good. He has also been touted as the conference coach of the year eight times.

During his time on the Plains, Dean has guided the Tigers to a 163-90 overall record behind a pair of 40-win seasons. He has guided the Tigers to four NCAA Regional appearances. Dean's resume at Auburn also includes five NFCA All-Region selections and five All-SEC selections. During his tenure, Bri Ellis became the program's first undisputed SEC Freshman of the Year. He also guided slugger Kendall Veach to All-America honors from Softball America in 2019.

Dean's fifth season on the Plains featured a massive overhaul to the program's offense. After opening the season with a 24-1 record, the Tigers would end 2022 with a total of 40 victories, including top-10 wins over No. 8 Kentucky and No. 7 Florida. Dean also helped Auburn to the program's 900th victory with a 10-0 victory at Jacksonville State on Feb. 23, 2022. The Tigers earned a postseason berth as the two-seeded team at the Clemson Regional.

More than tripling its home run numbers from a season ago, Auburn finished 14th in the nation with 86. The mark was the third highest total in a season in school history. Auburn's offense was also highlighted with top-five season performances in team batting average, slugging percentage, runs scored, triples, home runs, RBI and total bases.

Auburn's revitalized offense was due in part to the 2022 freshman class. Auburn's top three RBI producers of the 2022 season were freshmen Bri Ellis, Nelia Peralta and Jessie Blaine. Ellis was the breakout star as she shattered the program's freshman home run record with 20, the third most in the SEC. A top-10 finalist for Schutt Sports/NFCA National Freshman of the Year, Ellis was also tabbed to Extra Inning Softball's All-Freshman Team and added Second Team All-SEC honors after leading the Tigers in home runs, RBI and slugging percentage.

Due to injuries in the pitching circle, Maddie Penta became the workhorse in the circle for the Tigers and shattered records along the way to become the program's pitcher to ever earn NFCA First Team All-Region honors. Penta led the SEC in victories (23) and finished second in strikeouts (258). She was the first pitcher since 2010 to surpass 250 strikeouts in a season and went on to set the program's sophomore strikeout record. Penta finished in the top five in four Auburn single-season pitching records, including wins, starts, strikeouts per seven innings and lowest batting average against. Her efforts also earned her First Team All-SEC accolades.

In his fourth season at Auburn, Dean navigated the Tigers through the uncertainties of playing a season during the heart of COVID-19 pandemic. He carried Auburn to 27 victories, highlighted by the program's first victories in Columbia, Mo., College Station, Texas, and Baton Rouge, La., since 2015. The Tigers also upset No. 12 Kentucky picking up the series win at Jane B. Moore Field.

Dean would earn his 100th victory as head coach of the Tigers on Feb. 20, 2021, as Auburn upset No. 10 South Carolina 5-4 in non-conference competition during the Osprey/Dolphin Invitational in Jacksonville, Fla. Dean would add his 600th career head coaching victory on April 25, 2021, when Auburn took a 3-1 victory over Ole Miss in Oxford, Miss.

The 2021 season was highlighted by the breakout performances

from pitching freshman duo Shelby Lowe and Maddie Penta. The pair combined for a total of five SEC Freshman of the Week honors becoming just the second and third Auburn freshman pitchers to win the award multiple times in a season. Penta set the program record with three freshman weekly honors from the league office.

After becoming the first Auburn freshman pitcher to toss a no-hitter in a season opener in Auburn's 8-0 win over Southeast Missouri State, Penta would close her debut season with a pair of no-hitters. Penta would toss Auburn's first seven-inning no-hitter since 2012 in a 5-0 victory over IUPUI. She was the first Auburn pitcher since Marcy Harper in 2014 to pitch multiple no-hitters in the same season.

Lowe turned in one of the most dominating pitching performances by an Auburn freshman in school history. Lowe closed the year setting Auburn's single-season record for fewest walks allowed per seven innings (1.18), while also ranking sixth in single-season history for earned run average (1.48), eighth for longest scoreless innings streak (24.1) and 10th in strikeouts (179) and complete games (15). Her 179 strikeouts were the most by an Auburn pitcher in over a decade. Lowe recorded the second most strikeouts and second lowest ERA by an Auburn freshman pitcher in program history.

Lowe and Penta both surpassed 100 strikeouts during their freshman campaigns, marking the first time in school history that Auburn had two freshman pitchers surpass 100+ strikeouts in the same season.

The duo was honored alongside fellow freshmen Makayla Packer and Sydney Cox as members of the 2021 SEC All-Freshman Team, setting Auburn's program record with the four selections. Lowe added All-SEC Second Team honors to become the only freshman pitcher in program history to be honored with all-conference honors during their debut season. Maddison Kopeke rounded out the SEC accolades with a selection to the SEC All-Newcomer Team.

Lowe would go on to be one of 15 finalists for the Schutt Sports/NFCA Division I National Freshman of the Year award and would secure NFCA All-Southeast Region Third Team honors.

Dean's third season at Auburn was shortened due to the COVID-19 pandemic. Before the 2020 season was halted, Dean helped the Tigers to 16 wins, highlighted by victories over No. 25 Northwestern and No. 16 Minnesota. The Tigers made program history on March 2, 2020, when Alyssa Rivera (Player), Samantha Yarbrough (Pitcher) and Carlee McCondichie (Freshmen) swept the SEC's weekly awards. It marked the first time Auburn has swept all three SEC awards.

Auburn closed the 2019 season with a 39-21 overall record, earning its sixth straight NCAA Tournament bid. The Tigers closed the conference slate with a 10-14 mark and earned a spot in the 2019 SEC Softball Tournament semifinals. Dean guided Kendall Veach to All-SEC and NFCA All-Region team honors. The program made history as the senior class was drafted in the 2019 National Pro Fastpitch Draft.

Dean led Auburn to a 15-0 start to open the 2018 season, which tied the best start in program history and were the most wins in SEC history among first-year head coaches. He earned his 500th career win during the Wilson/DeMarini Classic when Auburn earned a shutout win over Western Illinois on Mar. 4. He led the Tigers to their 800th win in program history with a 2-1 victory over Kennesaw State on April 4.

A 1987 graduate of Elon University, Dean was a pitcher on the baseball team where he was a four-year letterwinner.

Dean and his wife, Liz, and have two adult children: Isaac and Eli.



QUICK FACTS

Hometown/Birthplace _____ Elkton, Va.
 College _____ Elon '87
 Family _____ wife, Liz, children: Isaac, Eli

COACHING RECORD

Head Coaching Career _____ 16th Season
 Career Record _____ 657-263 (.714)
 NCAA Regionals _____ 11
 NCAA Super Regionals _____ 1
 Conference Championships _____ 9

COACHING CAPSULE

| | | |
|--------------|----------------------------|---------|
| 2018-Present | Auburn - Head Coach | 179-91 |
| 2013-17 | James Madison - Head Coach | 237-56 |
| 2007-12 | Radford - Head Coach | 241-116 |

YEAR-BY-YEAR RESULTS

| | | |
|-------|---------------|-------|
| 2023 | Auburn | 16-1 |
| 2022 | Auburn | 40-17 |
| 2021 | Auburn | 27-22 |
| 2020* | Auburn | 16-11 |
| 2019 | Auburn | 39-21 |
| 2018 | Auburn | 41-17 |
| 2017 | James Madison | 52-8 |
| 2016 | James Madison | 50-6 |
| 2015 | James Madison | 48-10 |
| 2014 | James Madison | 45-15 |
| 2013 | James Madison | 42-17 |
| 2012 | Radford | 34-21 |
| 2011 | Radford | 38-21 |
| 2010 | Radford | 38-17 |
| 2009 | Radford | 41-15 |
| 2008 | Radford | 46-15 |
| 2007 | Radford | 44-27 |

AUBURN COACHING HIGHLIGHTS

- Four NCAA Regional appearances (2018, 2019, 2021, 2022)
- One All-American honoree (Kendall Veach - Softball America)
- Seven National Pro Fastpitch Draft selections
- Two Finalists for Schutt Sports/NFCA Freshman of the Year (Shelby Lowe/Bri Ellis)
- Five NFCA All-Region selections
- SEC Freshman of the Year (Bri Ellis)
- Five All-SEC Team selections
- Two SEC All-Defensive Team selections
- Five SEC All-Freshman Team selections
- One SEC All-Newcomer Team selection
- Two SEC All-Tournament Team selections
- One Wilson/NFCA Division I Pitcher of the Week (Maddie Penta)
- One Louisville Slugger/NFCA Division I Player of the Week (Bri Ellis)
- One D1 Softball Freshman of the Week honor
- Twenty-one SEC Weekly honors

PLAYER CAPSULES



ASPYN GODWIN **00**

CATCHER/OUTFIELD
Gr. | 5-8 | R/R
Silverhill, Ala. | Daphne

SEASON HIGH

4, vs. Pitt (2/11/23) AB 5, vs. South Carolina (3/19/22)
 1 (6x), last vs. Villanova (2/18/23) R 2 (5x), last vs. Jacksonville State (4/19/22)
 2, vs. Pitt (2/11/23) H 2 (14x), last vs. Pitt (2/11/23)
 1, vs. St. John's (2/10/23) 2B 2 (2x), last vs. Mercer (3/8/19)
 3B 1 (5x), last vs. Southern Miss (3/5/21)
 1 (3x), last vs. Austin Peay (2/17/23) HR 1 (21x), last vs. Austin Peay (2/17/23)
 4, vs. Fordham (2/10/23) RBI 4, vs. Fordham (2/10/23)

CAREER HIGH

2023 SEASON HIGHLIGHTS

Elected to use her COVID waiver and return for a fifth season slugged her first career grand slam to walk off a run-rule victory over Fordham (2/10) in six innings ... set a career high in RBI against the Rams ... tied for sixth in Auburn history in career triples and fielding percentage and 10th in career putouts

GAME BY GAME BATTING

| DATE | OPPONENT | POS | AB | R | H | RBI | 2B | 3B | HR | BB | SB | CS | HBP | SAC | SF | GDP | K | PO | A | E | AVG |
|---------|--------------------|-------|----|---|----|-----|----|----|----|----|----|----|-----|-----|----|-----|---|----|---|---|------|
| Feb. 10 | vs. St. John's | *C | 2 | 0 | 1 | 1 | 1 | 0 | 0 | 0 | 0 | 0 | 0 | 0 | 0 | 0 | 1 | 7 | 0 | 0 | .500 |
| Feb. 10 | vs. Fordham | C | 1 | 1 | 1 | 4 | 0 | 0 | 1 | 0 | 0 | 0 | 0 | 0 | 0 | 0 | 0 | 3 | 0 | 0 | .667 |
| Feb. 11 | vs. Pitt | *DP/C | 4 | 1 | 2 | 0 | 0 | 0 | 0 | 0 | 0 | 0 | 0 | 0 | 0 | 1 | 1 | 3 | 0 | 0 | .571 |
| Feb. 11 | vs. Indiana | C | 0 | 0 | 0 | 0 | 0 | 0 | 0 | 0 | 0 | 0 | 0 | 0 | 0 | 0 | 0 | 2 | 0 | 0 | .571 |
| Feb. 12 | vs. Illinois | *C | 3 | 1 | 1 | 2 | 0 | 0 | 1 | 0 | 0 | 0 | 0 | 0 | 0 | 0 | 0 | 9 | 0 | 0 | .500 |
| Feb. 17 | AUSTIN PEAY | *DP | 2 | 1 | 1 | 3 | 0 | 0 | 1 | 0 | 0 | 0 | 0 | 0 | 0 | 0 | 1 | 0 | 0 | 0 | .500 |
| Feb. 17 | VILLANOVA | *C | 3 | 1 | 1 | 0 | 0 | 0 | 0 | 0 | 0 | 0 | 0 | 0 | 0 | 0 | 0 | 11 | 0 | 0 | .467 |
| Feb. 18 | VILLANOVA | *C | 2 | 1 | 1 | 0 | 0 | 0 | 0 | 0 | 0 | 0 | 0 | 0 | 0 | 0 | 0 | 6 | 1 | 0 | .471 |
| Feb. 18 | DAYTON | *DP | 3 | 0 | 0 | 0 | 0 | 0 | 0 | 0 | 0 | 0 | 0 | 0 | 0 | 0 | 1 | 0 | 0 | 0 | .400 |
| Feb. 19 | AUSTIN PEAY | *C | 2 | 0 | 0 | 0 | 0 | 0 | 0 | 1 | 0 | 0 | 0 | 0 | 0 | 0 | 0 | 10 | 0 | 0 | .364 |
| Feb. 22 | UAB | *C | 1 | 0 | 1 | 0 | 0 | 0 | 0 | 1 | 0 | 0 | 0 | 0 | 0 | 0 | 0 | 3 | 0 | 0 | .391 |
| Feb. 24 | MERRIMACK | OF | 0 | 0 | 0 | 0 | 0 | 0 | 0 | 0 | 0 | 0 | 0 | 0 | 0 | 0 | 0 | 0 | 0 | 0 | .391 |
| Feb. 24 | BROWN | *C | 2 | 0 | 1 | 0 | 0 | 0 | 0 | 0 | 0 | 0 | 0 | 0 | 0 | 0 | 0 | 6 | 0 | 0 | .400 |
| Feb. 25 | NORTH DAKOTA STATE | *C | 2 | 0 | 0 | 0 | 0 | 0 | 0 | 0 | 0 | 0 | 0 | 0 | 0 | 0 | 0 | 6 | 2 | 0 | .370 |
| Feb. 26 | NORTH DAKOTA STATE | *C | 2 | 0 | 0 | 0 | 0 | 0 | 0 | 0 | 0 | 0 | 0 | 0 | 0 | 0 | 1 | 8 | 0 | 0 | .345 |
| March 1 | at Troy | *C | 2 | 0 | 0 | 0 | 0 | 0 | 0 | 0 | 0 | 0 | 0 | 0 | 0 | 0 | 1 | 11 | 1 | 0 | .323 |
| TOTALS | | 13gs | 31 | 6 | 10 | 10 | 1 | 0 | 3 | 2 | 0 | 0 | 0 | 0 | 0 | 1 | 6 | 85 | 4 | 0 | .323 |

On Base Percentage .364 | Slugging Percentage .645

GODWIN'S OVERALL CAREER STATS

| YEAR | AVG | GP-GS | AB | R | H | 2B | 3B | HR | RBI | TB | SLG% | BB | HBP | SO | GDP | OB% | SF | SH | SB-ATT | PO | A | E | FLD% |
|--------------|-------------|----------------|------------|-----------|-----------|-----------|----------|-----------|-----------|------------|-------------|-----------|----------|-----------|----------|-------------|----------|----------|------------|------------|-----------|-----------|-------------|
| 2019 | .286 | 33-7 | 42 | 9 | 12 | 2 | 1 | 1 | 13 | 19 | .452 | 6 | 0 | 10 | 0 | .375 | 0 | 0 | 1-1 | 1 | 0 | 0 | 1.000 |
| 2020 | .244 | 21-13 | 41 | 5 | 10 | 1 | 1 | 2 | 4 | 19 | .463 | 3 | 0 | 7 | 1 | .295 | 0 | 2 | 0-0 | 21 | 3 | 0 | 1.000 |
| 2021 | .217 | 47-43 | 106 | 11 | 23 | 5 | 3 | 5 | 18 | 49 | .460 | 7 | 0 | 27 | 0 | .263 | 1 | 3 | 0-1 | 315 | 28 | 7 | .980 |
| 2022 | .235 | 51-43 | 102 | 19 | 24 | 4 | 0 | 10 | 17 | 58 | .569 | 14 | 0 | 25 | 3 | .325 | 1 | 3 | 2-2 | 248 | 14 | 3 | .989 |
| 2023 | .323 | 16-13 | 31 | 6 | 10 | 1 | 0 | 3 | 10 | 20 | .645 | 2 | 0 | 6 | 1 | .364 | 0 | 0 | 0-0 | 85 | 4 | 0 | 1.000 |
| TOTAL | .245 | 168-119 | 322 | 50 | 79 | 13 | 5 | 21 | 62 | 165 | .512 | 32 | 0 | 75 | 5 | .312 | 2 | 8 | 3-4 | 670 | 49 | 10 | .986 |

PLAYER CAPSULES



SYDNEY COX

2

UTILITY

Jr. | 5-3 | L/R

Asheboro, N.C. | Asheboro

SEASON HIGH

3 vs. Indiana (2/11/23) AB _____ 4 (4x), last vs. South Florida (2/20/22)
 1 (4x), last at Troy (3/1/23) R _____ 3, vs. St. John's (2/11/22)
 2, vs. Merrimack (2/25/23) H _____ 4, vs. St. John's (2/11/22)
 1, vs. Merrimack (2/25/23) 2B _____ 3, vs. St. John's (2/11/22)
 _____ 3B _____ 1 (2x), last at Mississippi State (4/24/22)
 _____ HR _____ 1 (6x), last at Tennessee (5/7/22)
 2, vs. Merrimack (2/25/23) RBI _____ 4, vs. St. John's (2/11/22)

CAREER HIGH

2023 SEASON HIGHLIGHTS

Started three games over opening weekend, making her collegiate debut as an outfielder

GAME BY GAME BATTING

| DATE | OPPONENT | POS | AB | R | H | RBI | 2B | 3B | HR | BB | SB | CS | HBP | SAC | SF | GDP | K | PO | A | E | AVG | |
|---------------|--------------------|------------|-----------|----------|----------|----------|----------|----------|----------|----------|----------|----------|----------|----------|----------|----------|----------|----------|----------|----------|----------|-------------|
| Feb. 10 | vs. St. John's | PH | 0 | 0 | 0 | 0 | 0 | 0 | 0 | 1 | 0 | 0 | 0 | 0 | 0 | 0 | 0 | 0 | 0 | 0 | 0 | .000 |
| Feb. 10 | vs. Fordham | *OF | 1 | 0 | 0 | 0 | 0 | 0 | 0 | 2 | 0 | 0 | 0 | 0 | 0 | 0 | 0 | 0 | 0 | 0 | 0 | .000 |
| Feb. 11 | vs. Pitt | *OF | 1 | 1 | 0 | 1 | 0 | 0 | 0 | 1 | 0 | 0 | 1 | 0 | 0 | 0 | 0 | 1 | 0 | 0 | 0 | .000 |
| Feb. 11 | vs. Indiana | *OF | 3 | 0 | 0 | 0 | 0 | 0 | 0 | 0 | 0 | 0 | 0 | 0 | 0 | 0 | 0 | 1 | 0 | 0 | 0 | .000 |
| Feb. 17 | AUSTIN PEAY | OF | 1 | 0 | 0 | 0 | 0 | 0 | 0 | 0 | 0 | 0 | 0 | 0 | 0 | 0 | 0 | 0 | 0 | 0 | 0 | .000 |
| Feb. 17 | VILLANOVA | PH | 1 | 0 | 0 | 0 | 0 | 0 | 0 | 0 | 0 | 0 | 0 | 0 | 0 | 0 | 0 | 0 | 0 | 0 | 0 | .000 |
| Feb. 18 | VILLANOVA | PH/OF | 1 | 1 | 0 | 1 | 0 | 0 | 0 | 1 | 0 | 0 | 0 | 0 | 0 | 0 | 0 | 0 | 0 | 0 | 0 | .000 |
| Feb. 18 | DAYTON | *OF | 0 | 0 | 0 | 0 | 0 | 0 | 0 | 0 | 0 | 0 | 0 | 0 | 0 | 0 | 0 | 1 | 0 | 0 | 0 | .000 |
| Feb. 19 | AUSTIN PEAY | *OF | 1 | 0 | 0 | 0 | 0 | 0 | 0 | 0 | 0 | 0 | 0 | 1 | 0 | 0 | 0 | 2 | 0 | 0 | 0 | .000 |
| Feb. 22 | UAB | OF | 1 | 0 | 0 | 0 | 0 | 0 | 0 | 0 | 0 | 0 | 0 | 0 | 0 | 0 | 1 | 0 | 0 | 0 | 0 | .000 |
| Feb. 24 | MERRIMACK | PH | 1 | 0 | 0 | 0 | 0 | 0 | 0 | 0 | 0 | 0 | 0 | 0 | 0 | 0 | 1 | 0 | 0 | 0 | 0 | .000 |
| Feb. 25 | MERRIMACK | *OF | 2 | 1 | 2 | 2 | 1 | 0 | 0 | 1 | 0 | 0 | 0 | 0 | 0 | 0 | 0 | 0 | 0 | 0 | 0 | .154 |
| Feb. 26 | NORTH DAKOTA STATE | OF | 0 | 0 | 0 | 0 | 0 | 0 | 0 | 0 | 0 | 0 | 0 | 0 | 0 | 0 | 0 | 0 | 0 | 0 | 0 | .154 |
| March 1 | Troy | PH/OF | 0 | 1 | 0 | 0 | 0 | 0 | 0 | 1 | 0 | 0 | 0 | 0 | 0 | 0 | 0 | 0 | 0 | 0 | 0 | .154 |
| TOTALS | | 6gs | 13 | 4 | 2 | 4 | 1 | 0 | 0 | 7 | 0 | 0 | 1 | 1 | 0 | 0 | 2 | 5 | 0 | 0 | 0 | .154 |

On Base Percentage .476 | Slugging Percentage .231

COX'S OVERALL CAREER STATS

| YEAR | AVG | GP-GS | AB | R | H | 2B | 3B | HR | RBI | TB | SLG% | BB | HBP | SO | GDP | OB% | SF | SH | SB-ATT | PO | A | E | FLD% |
|--------------|-------------|----------------|------------|-----------|-----------|-----------|----------|----------|-----------|------------|-------------|-----------|----------|-----------|----------|-------------|----------|----------|------------|------------|------------|-----------|-------------|
| 2021 | .256 | 49-45 | 121 | 12 | 31 | 9 | 0 | 1 | 12 | 43 | .355 | 17 | 2 | 20 | 1 | .355 | 1 | 4 | 3-5 | 71 | 72 | 7 | .953 |
| 2022 | .310 | 57-51 | 129 | 28 | 40 | 10 | 2 | 5 | 26 | 69 | .535 | 18 | 1 | 34 | 0 | .399 | 0 | 4 | 1-1 | 28 | 44 | 8 | .900 |
| 2023 | .154 | 14-6 | 13 | 4 | 2 | 1 | 0 | 0 | 4 | 3 | .231 | 7 | 1 | 2 | 0 | .476 | 0 | 1 | 0-0 | 5 | 0 | 0 | 1.000 |
| TOTAL | .278 | 120-102 | 263 | 44 | 73 | 20 | 2 | 6 | 42 | 115 | .437 | 42 | 4 | 56 | 1 | .384 | 1 | 9 | 4-6 | 104 | 116 | 15 | .936 |

PLAYER CAPSULES



ICCESS TRESVIK

3

UTILITY

So. | 5-9 | R/R

Wilmington, N.C. | North Carolina A&T

SEASON HIGH

| | | |
|----------------------------------|-----|----------------------------------|
| 3 (4x), last at Troy (3/1/23) | AB | 3 (4x), last at Troy (3/1/23) |
| 2 (2x), vs. UAB (2/22/23) | R | 2 (2x), vs. UAB (2/22/23) |
| 2 (2x), vs. UAB (2/22/23) | H | 2 (2x), vs. UAB (2/22/23) |
| 1, vs. Merrimack (2/25/23) | 2B | 1, vs. Merrimack (2/25/23) |
| | 3B | |
| 1 (5x), last vs. Brown (2/24/23) | HR | 1 (5x), last vs. Brown (2/24/23) |
| 2 (4x), vs. Brown (2/24/23) | RBI | 2 (4x), vs. Brown (2/24/23) |

CAREER HIGH

| | | |
|----------------------------------|-----|----------------------------------|
| 3 (4x), last at Troy (3/1/23) | AB | 3 (4x), last at Troy (3/1/23) |
| 2 (2x), vs. UAB (2/22/23) | R | 2 (2x), vs. UAB (2/22/23) |
| 2 (2x), vs. UAB (2/22/23) | H | 2 (2x), vs. UAB (2/22/23) |
| 1, vs. Merrimack (2/25/23) | 2B | 1, vs. Merrimack (2/25/23) |
| | 3B | |
| 1 (5x), last vs. Brown (2/24/23) | HR | 1 (5x), last vs. Brown (2/24/23) |
| 2 (4x), vs. Brown (2/24/23) | RBI | 2 (4x), vs. Brown (2/24/23) |

2023 SEASON HIGHLIGHTS

Ranks sixth in the SEC in home runs and seventh in home runs per game (0.37) ... made her Auburn debut in the circle with a start vs. Pitt (2/11) ... first hit as a Tiger was a two-run blast vs. Illinois (2/12) ... slugged a solo home run to lead off the run third inning to tie the game at 1-1 in Auburn's come-from-behind win over Austin Peay (2/19) ... matched her Auburn career best with two hits, including a homer, two runs scored and two RBI against UAB (2/23) ...

GAME BY GAME BATTING

| DATE | OPPONENT | POS | AB | R | H | RBI | 2B | 3B | HR | BB | SB | CS | HBP | SAC | SF | GDP | K | PO | A | E | AVG |
|---------------|--------------------|-------------|-----------|-----------|-----------|-----------|----------|----------|----------|----------|----------|----------|----------|----------|----------|----------|----------|-----------|----------|----------|-------------|
| Feb. 10 | vs. St. John's | *OF | 2 | 0 | 0 | 0 | 0 | 0 | 0 | 0 | 0 | 0 | 0 | 0 | 0 | 0 | 2 | 2 | 0 | 0 | .000 |
| Feb. 11 | vs. Pitt | *P | 1 | 0 | 0 | 0 | 0 | 0 | 0 | 0 | 0 | 0 | 0 | 0 | 0 | 0 | 0 | 0 | 0 | 0 | .000 |
| Feb. 11 | vs. Indiana | OF | 0 | 0 | 0 | 0 | 0 | 0 | 0 | 0 | 0 | 0 | 0 | 0 | 0 | 0 | 0 | 0 | 0 | 0 | .000 |
| Feb. 12 | vs. Illinois | *OF/OF | 3 | 2 | 1 | 2 | 0 | 0 | 1 | 0 | 0 | 0 | 0 | 0 | 0 | 0 | 0 | 1 | 0 | 0 | .167 |
| Feb. 17 | VILLANOVA | *OF/OF | 2 | 0 | 0 | 1 | 0 | 0 | 0 | 0 | 0 | 0 | 0 | 0 | 0 | 0 | 0 | 0 | 0 | 0 | .125 |
| Feb. 18 | VILLANOVA | *OF | 2 | 1 | 1 | 1 | 0 | 0 | 1 | 0 | 0 | 0 | 0 | 0 | 0 | 0 | 0 | 2 | 0 | 0 | .200 |
| Feb. 18 | DAYTON | *OF | 1 | 1 | 0 | 0 | 0 | 0 | 0 | 1 | 1 | 0 | 0 | 0 | 0 | 0 | 1 | 1 | 0 | 0 | .182 |
| Feb. 19 | AUSTIN PEAY | *OF/OF | 3 | 1 | 2 | 1 | 0 | 0 | 1 | 0 | 0 | 0 | 0 | 0 | 0 | 0 | 0 | 1 | 0 | 0 | .286 |
| Feb. 22 | UAB | *OF/OF | 3 | 2 | 2 | 2 | 0 | 0 | 1 | 0 | 0 | 0 | 0 | 0 | 0 | 0 | 0 | 1 | 0 | 0 | .375 |
| Feb. 24 | MERRIMACK | *OF/P | 2 | 1 | 1 | 2 | 1 | 0 | 0 | 0 | 0 | 0 | 0 | 0 | 0 | 0 | 0 | 1 | 0 | 0 | .389 |
| Feb. 24 | BROWN | *OF | 2 | 1 | 1 | 2 | 0 | 0 | 1 | 0 | 0 | 0 | 0 | 0 | 0 | 0 | 0 | 1 | 0 | 0 | .400 |
| Feb. 25 | NORTH DAKOTA STATE | *OF | 3 | 1 | 1 | 1 | 0 | 0 | 0 | 0 | 2 | 0 | 0 | 0 | 0 | 0 | 0 | 0 | 0 | 0 | .391 |
| Feb. 25 | MERRIMACK | *OF | 1 | 0 | 0 | 0 | 0 | 0 | 0 | 0 | 0 | 0 | 0 | 0 | 0 | 0 | 1 | 1 | 0 | 0 | .375 |
| Feb. 26 | NORTH DAKOTA STATE | *OF | 2 | 0 | 0 | 0 | 0 | 0 | 0 | 0 | 0 | 0 | 0 | 0 | 0 | 0 | 1 | 1 | 1 | 0 | .346 |
| March 1 | at Troy | *OF | 3 | 0 | 1 | 0 | 0 | 0 | 0 | 0 | 0 | 0 | 0 | 0 | 0 | 0 | 0 | 0 | 0 | 0 | .345 |
| TOTALS | | 14gs | 29 | 10 | 10 | 12 | 1 | 0 | 5 | 1 | 3 | 0 | 0 | 0 | 0 | 0 | 5 | 12 | 1 | 0 | .345 |

On Base Percentage .367 | Slugging Percentage .897

GAME BY GAME PITCHING

| DATE | OPPONENT | GS | IP | H | R | ER | BB | SO | 2B | 3B | HR | WP | BK | HBP | IBB | SCORE | W-L | SV | ERA | NP |
|---------------|-------------|----------|------------|----------|----------|----------|----------|----------|----------|----------|----------|----------|----------|----------|----------|-------------|------------|----------|-------------|-----------|
| Feb. 11 | vs. Pitt | * | 1.0 | 4 | 4 | 3 | 0 | 1 | 1 | 0 | 0 | 0 | 0 | 0 | 0 | 7-8 | 0-1 | 0 | 21.00 | 38 |
| Feb. 17 | AUSTIN PEAY | | 1.0 | 0 | 0 | 0 | 0 | 1 | 0 | 0 | 0 | 0 | 0 | 0 | 0 | 11-1 | 0-1 | 0 | 10.50 | 11 |
| Feb. 24 | MERRIMACK | | 1.0 | 0 | 0 | 0 | 0 | 2 | 0 | 0 | 0 | 0 | 0 | 0 | 0 | 12-0 | 0-1 | 0 | 7.00 | 10 |
| TOTALS | | 1 | 3.0 | 4 | 4 | 3 | 0 | 4 | 1 | 0 | 0 | 0 | 0 | 0 | 0 | 30-9 | 0-1 | 0 | 7.00 | 59 |

TRESVIK'S OVERALL CAREER STATS

| YEAR | AVG | GP-GS | AB | R | H | 2B | 3B | HR | RBI | TB | SLG% | BB | HBP | SO | GDP | OB% | SF | SH | SB-ATT | PO | A | E | FLD% |
|--------------|-------------|--------------|-----------|-----------|-----------|----------|----------|----------|-----------|-----------|-------------|----------|----------|----------|----------|-------------|----------|----------|------------|-----------|----------|----------|--------------|
| 2023 | .345 | 15-14 | 29 | 10 | 10 | 1 | 0 | 5 | 12 | 26 | .897 | 1 | 0 | 5 | 0 | .367 | 0 | 0 | 3-3 | 12 | 1 | 0 | 1.000 |
| TOTAL | .345 | 15-14 | 29 | 10 | 10 | 1 | 0 | 5 | 12 | 26 | .897 | 1 | 0 | 5 | 0 | .367 | 0 | 0 | 3-3 | 12 | 1 | 0 | 1.000 |

| YEAR | ERA | W-L | APP | GS | CG | SHO | SV | IP | H | R | ER | BB | SO | 2B | 3B | HR | BF | BAVG | WP | HBP | BK | SFA | SHA |
|--------------|-------------|------------|----------|----------|----------|------------|----------|------------|----------|----------|----------|----------|----------|----------|----------|----------|-----------|-------------|----------|----------|----------|----------|----------|
| 2023 | 7.00 | 0-1 | 3 | 1 | 0 | 0/1 | 0 | 3.0 | 4 | 4 | 3 | 0 | 4 | 1 | 0 | 0 | 14 | .308 | 0 | 0 | 0 | 1 | 0 |
| TOTAL | 7.00 | 0-1 | 3 | 1 | 0 | 0/1 | 0 | 3.0 | 4 | 4 | 3 | 0 | 4 | 1 | 0 | 0 | 14 | .308 | 0 | 0 | 0 | 1 | 0 |

PLAYER CAPSULES



EMMAH ROLFE

4

RIGHT-HANDED PITCHER

Fr. | 5-10 | R/R

Madison, Ala. | Bob Jones

SEASON HIGH

| | | |
|----------------------------|---------|----------------------------|
| 3.1, vs. Pitt (2/11/23) | IP | 3.1, vs. Pitt (2/11/23) |
| 7, vs. Pitt (2/11/23) | H | 7, vs. Pitt (2/11/23) |
| 4, vs. Pitt (2/11/23) | R | 4, vs. Pitt (2/11/23) |
| 4, vs. Pitt (2/11/23) | ER | 4, vs. Pitt (2/11/23) |
| 3, vs. Villanova (2/18/23) | BB | 3, vs. Villanova (2/18/23) |
| 5, vs. Merrimack (2/25/23) | SO | 5, vs. Merrimack (2/25/23) |
| 58, vs. Pitt (2/11/23) | Pitches | 58, vs. Pitt (2/11/23) |

CAREER HIGH

2023 SEASON HIGHLIGHTS

Made her collegiate debut in a relief appearance against Pitt (2/11), picking up a pair of strikeouts ... earned her first collegiate victory in a relief appearance against Merrimack (2/24), giving up one hit and striking out three in two scoreless frames ... set a career high with five strikeouts in a second appearances against the Warriors (2/25)

GAME BY GAME PITCHING

| DATE | OPPONENT | GS | IP | H | R | ER | BB | SO | 2B | 3B | HR | WP | BK | HBP | IBB | SCORE | W-L | SV | ERA | NP |
|---------------|-------------|----|------------|-----------|----------|----------|----------|-----------|----------|----------|----------|----------|----------|----------|----------|--------------|------------|----------|-------------|------------|
| Feb. 11 | vs. Pitt | | 3.1 | 7 | 4 | 4 | 1 | 2 | 1 | 0 | 0 | 0 | 0 | 0 | 0 | 7-8 | 0-0 | 0 | 8.40 | 58 |
| Feb. 17 | AUSTIN PEAY | | 1.0 | 2 | 0 | 0 | 0 | 0 | 0 | 0 | 0 | 0 | 0 | 0 | 0 | 11-1 | 0-0 | 0 | 6.46 | 14 |
| Feb. 18 | VILLANOVA | | 1.0 | 0 | 1 | 0 | 3 | 1 | 0 | 0 | 0 | 1 | 0 | 0 | 0 | 9-3 | 0-0 | 0 | 5.25 | 35 |
| Feb. 24 | MERRIMACK | | 2.0 | 1 | 0 | 0 | 0 | 3 | 1 | 0 | 0 | 0 | 0 | 0 | 0 | 12-0 | 1-0 | 0 | 3.82 | 34 |
| Feb. 25 | MERRIMACK | | 2.0 | 0 | 0 | 0 | 1 | 5 | 0 | 0 | 0 | 0 | 0 | 0 | 0 | 7-0 | 1-0 | 0 | 3.00 | 32 |
| TOTALS | | | 9.1 | 10 | 5 | 4 | 5 | 11 | 2 | 0 | 0 | 1 | 0 | 0 | 0 | 46-12 | 1-0 | 0 | 3.00 | 173 |

ROLFE'S OVERALL CAREER STATS

| YEAR | ERA | W-L | APP | GS | CG | SHO | SV | IP | H | R | ER | BB | SO | 2B | 3B | HR | BF | BAVG | WP | HBP | BK | SFA | SHA |
|--------------|------------|------------|----------|----------|----------|------------|----------|------------|-----------|----------|----------|----------|-----------|----------|----------|----------|-----------|-------------|----------|----------|----------|----------|----------|
| 2023 | 3.00 | 1-0 | 5 | 0 | 0 | 0/2 | 0 | 9.1 | 10 | 5 | 4 | 5 | 11 | 2 | 0 | 0 | 41 | .286 | 1 | 0 | 0 | 1 | 0 |
| TOTAL | 3.0 | 1-0 | 5 | 0 | 0 | 0/2 | 0 | 9.1 | 10 | 5 | 4 | 5 | 11 | 2 | 0 | 0 | 41 | .286 | 1 | 0 | 0 | 1 | 0 |

PLAYER CAPSULES



LINDSEY GARCIA

5

INFIELD

Sr. | 5-5 | R/R

Coral Springs, Fla. | Coral Springs Charter School

SEASON HIGH

4 (2x), last vs. Indiana (2/11/23) _____ AB _____ 5, vs. South Carolina (3/19/22)
 2 (6x), last vs. North Dakota State (2/25/23) _ R _ 2 (9x), last vs. North Dakota State (2/25/23)
 3, vs. Indiana (2/11/23) _____ H _____ 3, vs. Indiana (2/11/23)
 1 (4x), last vs. North Dakota State (2/25/23) _ 2B _ 1 (18x), last vs. North Dakota State (2/25/23)
 1, at Troy (3/1/23) _____ 3B _____ 1 (5x), last at Troy (3/1/23)
 1 (3x), last vs. North Dakota State (2/25/23) _ HR _ 1 (14x), last vs. North Dakota State (2/25/23)
 5, vs. North Dakota State (2/25/23) _____ RBI _____ 5, vs. North Dakota State (2/25/23)

CAREER HIGH

2023 SEASON HIGHLIGHTS

Ranks third in the SEC in RBI and fourth in runs batted in per game (1.25) ... enters the weekend ranked 14th in the country in total RBI ... ranks tied for fifth in program history in career sacrifice flies ... first player since Alyssa Rivera (2019) to record three steals in a game - vs. Fordham (2/10) ... set a career high with three hits vs. Indiana (2/11) ... slugged a grand slam, the first of her career, in the first inning against Villanova (2/18) to propel Auburn to a comeback win ... Tiger Invitational All-Tournament Team ... set a career high with five RBI and slugged the walk-off grand slam in Auburn's run-rule victory over North Dakota State (2/25) ... Plainsman Invite All-Tournament Team

GAME BY GAME HITTING

| DATE | OPPONENT | POS | AB | R | H | RBI | 2B | 3B | HR | BB | SB | CS | HBP | SAC | SF | GDP | K | PO | A | E | AVG |
|---------------|--------------------|-------------|-----------|-----------|-----------|-----------|----------|----------|----------|----------|----------|----------|----------|----------|----------|----------|----------|----------|----------|----------|-------------|
| Feb. 10 | vs. St. John's | *OF | 3 | 1 | 1 | 2 | 0 | 0 | 0 | 0 | 0 | 0 | 0 | 0 | 0 | 0 | 0 | 1 | 0 | 0 | .333 |
| Feb. 10 | vs. Fordham | *OF | 2 | 2 | 1 | 0 | 0 | 0 | 0 | 1 | 3 | 0 | 0 | 0 | 0 | 0 | 0 | 0 | 0 | 0 | .400 |
| Feb. 11 | vs. Pitt | *OF | 4 | 0 | 1 | 0 | 1 | 0 | 0 | 0 | 0 | 0 | 0 | 0 | 0 | 0 | 1 | 4 | 0 | 0 | .333 |
| Feb. 11 | vs. Indiana | *OF/OF | 4 | 2 | 3 | 1 | 0 | 0 | 0 | 0 | 0 | 0 | 0 | 0 | 0 | 0 | 0 | 1 | 0 | 0 | .462 |
| Feb. 12 | vs. Illinois | *OF | 2 | 2 | 1 | 0 | 1 | 0 | 0 | 1 | 0 | 0 | 0 | 0 | 0 | 0 | 0 | 0 | 0 | 0 | .467 |
| Feb. 17 | AUSTIN PEAY | *OF | 2 | 1 | 1 | 3 | 0 | 0 | 1 | 0 | 0 | 0 | 0 | 0 | 0 | 0 | 0 | 1 | 0 | 0 | .471 |
| Feb. 17 | VILLANOVA | *OF | 3 | 2 | 2 | 0 | 0 | 0 | 0 | 0 | 0 | 0 | 0 | 0 | 0 | 0 | 0 | 0 | 0 | 0 | .500 |
| Feb. 18 | VILLANOVA | *OF/DP | 3 | 2 | 1 | 4 | 0 | 0 | 1 | 0 | 1 | 0 | 0 | 0 | 0 | 0 | 0 | 1 | 0 | 0 | .478 |
| Feb. 18 | DAYTON | *OF | 3 | 0 | 2 | 1 | 1 | 0 | 0 | 0 | 0 | 0 | 0 | 0 | 0 | 0 | 0 | 0 | 0 | 0 | .500 |
| Feb. 19 | AUSTIN PEAY | *OF | 2 | 0 | 0 | 0 | 0 | 0 | 0 | 1 | 0 | 0 | 0 | 0 | 0 | 0 | 2 | 0 | 0 | 0 | .464 |
| Feb. 22 | UAB | *OF | 2 | 0 | 0 | 0 | 0 | 0 | 0 | 0 | 0 | 0 | 0 | 0 | 0 | 0 | 1 | 0 | 0 | 0 | .433 |
| Feb. 24 | MERRIMACK | *OF | 1 | 1 | 0 | 0 | 0 | 0 | 0 | 1 | 0 | 0 | 0 | 0 | 0 | 0 | 0 | 0 | 0 | 0 | .419 |
| Feb. 24 | BROWN | *OF | 3 | 0 | 1 | 1 | 0 | 0 | 0 | 0 | 1 | 0 | 0 | 0 | 0 | 0 | 1 | 0 | 0 | 0 | .412 |
| Feb.25 | NORTH DAKOTA STATE | *OF | 3 | 2 | 2 | 5 | 1 | 0 | 1 | 1 | 1 | 0 | 0 | 0 | 0 | 0 | 0 | 1 | 0 | 0 | .432 |
| Feb. 26 | NORTH DAKOTA STATE | *DP | 2 | 0 | 0 | 1 | 0 | 0 | 0 | 1 | 0 | 0 | 0 | 0 | 0 | 0 | 1 | 0 | 0 | 0 | .410 |
| March 1 | at Troy | *OF | 2 | 0 | 1 | 2 | 0 | 1 | 0 | 0 | 0 | 1 | 1 | 0 | 0 | 0 | 0 | 0 | 0 | 0 | .415 |
| TOTALS | | 16gs | 41 | 15 | 17 | 20 | 4 | 1 | 3 | 6 | 6 | 1 | 1 | 0 | 0 | 0 | 6 | 9 | 0 | 0 | .415 |

On Base Percentage .500 | Slugging Percentage .780

GARCIA'S OVERALL CAREER STATS

| YEAR | AVG | GP-GS | AB | R | H | 2B | 3B | HR | RBI | TB | SLG% | BB | HBP | SO | GDP | OB% | SF | SH | SB-ATT | PO | A | E | FLD% |
|--------------|-------------|----------------|------------|-----------|-----------|-----------|----------|-----------|-----------|------------|-------------|-----------|----------|-----------|----------|-------------|----------|----------|--------------|-----------|-----------|----------|-------------|
| 2020 | .263 | 19-4 | 19 | 7 | 5 | 3 | 1 | 0 | 4 | 10 | .526 | 3 | 1 | 7 | 0 | .391 | 0 | 0 | 1-1 | 1 | 4 | 0 | 1.000 |
| 2021 | .236 | 45-38 | 106 | 16 | 25 | 3 | 0 | 3 | 15 | 38 | .349 | 8 | 3 | 18 | 0 | .303 | 2 | 2 | 5-5 | 13 | 16 | 5 | .853 |
| 2022 | .285 | 56-56 | 158 | 29 | 45 | 8 | 3 | 8 | 32 | 83 | .525 | 11 | 2 | 15 | 0 | .328 | 6 | 2 | 10-14 | 61 | 3 | 2 | .970 |
| 2023 | .415 | 16-16 | 41 | 15 | 17 | 4 | 1 | 3 | 20 | 32 | .780 | 6 | 1 | 6 | 0 | .500 | 0 | 0 | 6-7 | 9 | 0 | 0 | 1.000 |
| TOTAL | .284 | 136-114 | 324 | 67 | 92 | 18 | 5 | 14 | 71 | 162 | .500 | 28 | 7 | 46 | 0 | .346 | 8 | 4 | 22-27 | 84 | 23 | 7 | .939 |

PLAYER CAPSULES



DENVER BRYANT

7

INFIELD
Jr. | 5-6 | R/R
Albany, Ga. | Dougherty

SEASON HIGH

3, vs. Villanova (2/17/23) AB 5, last vs. South Carolina (3/19/22)
 1 (4x), last at Troy R 2, at Jacksonville State (2/23/22)
 2, vs. Villanova (2/17/23) H 2 (9x), last vs. Villanova (2/17/23)
 2B 1 (6x), last vs. Toledo (3/4/22)
 3B 1 (2x), last vs. Texas Tech (2/17/22)
 HR 1 (7x), last vs. South Carolina (3/21/22)
 2, vs. Villanova (2/17/23) RBI 3 (2x), last vs. South Carolina (3/20/22)

CAREER HIGH

2023 SEASON HIGHLIGHTS

Made her return to the field following her 2022 knee injury with three pinch-hit appearances over opening weekend (2/10-11) ... turned in a two-hit, two-RBI performance against Villanova (2/17), her first since her 2022 ACL injury

GAME BY GAME HITTING

| DATE | OPPONENT | POS | AB | R | H | RBI | 2B | 3B | HR | BB | SB | CS | HBP | SAC | SF | GDP | K | PO | A | E | AVG |
|---------------|--------------------|------------|-----------|----------|----------|----------|----------|----------|----------|----------|----------|----------|----------|----------|----------|----------|----------|----------|----------|----------|-------------|
| Feb. 10 | vs. St. John's | PH | 1 | 0 | 0 | 0 | 0 | 0 | 0 | 0 | 0 | 0 | 0 | 0 | 0 | 0 | 0 | 0 | 0 | 0 | .000 |
| Feb. 10 | vs. Fordham | PH | 0 | 1 | 0 | 0 | 0 | 0 | 0 | 1 | 0 | 0 | 0 | 0 | 0 | 0 | 0 | 0 | 0 | 0 | .000 |
| Feb. 11 | vs. Indiana | PH | 1 | 0 | 0 | 0 | 0 | 0 | 0 | 0 | 0 | 0 | 0 | 0 | 0 | 0 | 0 | 0 | 0 | 0 | .000 |
| Feb. 17 | AUSTIN PEAY | *3B | 0 | 0 | 0 | 0 | 0 | 0 | 0 | 0 | 0 | 0 | 0 | 0 | 0 | 0 | 0 | 0 | 0 | 1 | .000 |
| Feb. 17 | VILLANOVA | *3B | 3 | 0 | 2 | 2 | 0 | 0 | 0 | 0 | 0 | 0 | 0 | 0 | 0 | 0 | 1 | 0 | 0 | 0 | .400 |
| Feb. 18 | VILLANOVA | *3B | 2 | 0 | 0 | 0 | 0 | 0 | 0 | 0 | 0 | 0 | 0 | 0 | 0 | 0 | 0 | 0 | 0 | 2 | .286 |
| Feb. 18 | DAYTON | *3B | 1 | 1 | 0 | 0 | 0 | 0 | 0 | 0 | 0 | 0 | 0 | 1 | 0 | 0 | 0 | 0 | 0 | 0 | .250 |
| Feb. 19 | AUSTIN PEAY | 3B | 0 | 0 | 0 | 0 | 0 | 0 | 0 | 0 | 0 | 0 | 0 | 0 | 0 | 0 | 0 | 0 | 0 | 0 | .250 |
| Feb. 22 | UAB | 3B | 1 | 0 | 1 | 0 | 0 | 0 | 0 | 0 | 0 | 0 | 0 | 0 | 0 | 0 | 0 | 0 | 0 | 0 | .333 |
| Feb. 24 | MERRIMACK | *3B | 1 | 0 | 0 | 0 | 0 | 0 | 0 | 0 | 0 | 0 | 0 | 0 | 0 | 0 | 1 | 0 | 0 | 0 | .300 |
| Feb. 24 | BROWN | *3B | 1 | 0 | 0 | 0 | 0 | 0 | 0 | 1 | 0 | 0 | 0 | 0 | 0 | 0 | 0 | 1 | 0 | 0 | .273 |
| Feb. 25 | NORTH DAKOTA STATE | PH | 1 | 0 | 0 | 0 | 0 | 0 | 0 | 0 | 0 | 0 | 0 | 0 | 0 | 0 | 0 | 0 | 0 | 0 | .250 |
| Feb. 25 | MERRIMACK | *3B | 2 | 1 | 1 | 0 | 0 | 0 | 0 | 0 | 0 | 0 | 0 | 0 | 0 | 0 | 1 | 0 | 1 | 2 | .286 |
| Feb. 26 | NORTH DAKOTA STATE | PH | 1 | 0 | 0 | 0 | 0 | 0 | 0 | 0 | 0 | 0 | 0 | 0 | 0 | 0 | 1 | 0 | 0 | 0 | .267 |
| March 1 | at Troy | PH | 0 | 1 | 0 | 0 | 0 | 0 | 0 | 1 | 0 | 0 | 0 | 0 | 0 | 0 | 0 | 0 | 0 | 0 | .267 |
| TOTALS | | 7gs | 15 | 4 | 4 | 2 | 0 | 0 | 0 | 3 | 0 | 0 | 0 | 1 | 0 | 0 | 4 | 1 | 1 | 5 | .267 |

On Base Percentage .389 | Slugging Percentage .267

BRYANT'S OVERALL CAREER STATS

| YEAR | AVG | GP-GS | AB | R | H | 2B | 3B | HR | RBI | TB | SLG% | BB | HBP | SO | GDP | OB% | SF | SH | SB-ATT | PO | A | E | FLD% |
|--------------|-------------|--------------|------------|-----------|-----------|----------|----------|----------|-----------|-----------|-------------|----------|----------|-----------|----------|-------------|----------|----------|------------|-----------|-----------|-----------|-------------|
| 2021 | .156 | 23-10 | 32 | 4 | 5 | 2 | 0 | 1 | 3 | 10 | .313 | 2 | 0 | 13 | 0 | .206 | 0 | 0 | 0-1 | 7 | 6 | 3 | .813 |
| 2022 | .371 | 29-29 | 70 | 16 | 26 | 4 | 2 | 6 | 20 | 52 | .743 | 4 | 1 | 16 | 0 | .408 | 1 | 2 | 2-2 | 33 | 27 | 5 | .923 |
| 2023 | .267 | 15-7 | 15 | 4 | 4 | 0 | 0 | 0 | 2 | 4 | .267 | 3 | 0 | 4 | 0 | .389 | 0 | 1 | 0-0 | 1 | 1 | 5 | .286 |
| TOTAL | .299 | 67-46 | 117 | 24 | 35 | 6 | 2 | 7 | 25 | 66 | .564 | 9 | 1 | 33 | 0 | .352 | 1 | 3 | 2-3 | 41 | 34 | 13 | .852 |

PLAYER CAPSULES



MADDIE PENTA

9

RIGHT-HANDED PITCHER

Jr. | 6-2 | R/R

Chesapeake City, Md. | Bohemia Manor

SEASON HIGH

CAREER HIGH

6.0 (2x), last vs. North Dakota State (2/25/23) IP _____ 10.0, vs. South Carolina (3/21/22)
 5, vs. Austin Peay (2/19/23) H _____ 9, vs. Alabama (3/12/21)
 1, vs. Austin Peay (2/19/23) R _____ 5 (4x), last at Tennessee (5/7/22)
 0, (11x), last at Troy (3/1/23) ER _____ 5, vs. Georgia (5/1/22)
 1 (5x), last vs. Austin Peay (2/19/23) BB _____ 6, vs. Missouri (5/11/22)
 11 (2x), last vs. Indiana (2/11/23) SO _____ 17, vs. IUPUI (2/27/21)
 93 (2x), last vs. Austin Peay (2/19/23) Pitches _____ 93 (2x), last vs. Austin Peay (2/19/23)

2023 SEASON HIGHLIGHTS

2023 USA Softball Collegiate Player of the Year Watch List ... Preseason All-SEC Team ... earned individual preseason player rankings from D1 Softball (No. 37), Extra Inning Softball (No. 47) and Softball America (No. 61) ... tabbed the No. 13 and No. 14 overall pitcher in the country by D1 Softball and Extra Inning Softball, respectively ... SEC Pitcher of the Week [Feb. 13] ... NFCA Leadoff Classic All-Tournament Team ... Tiger Invitational All-Tournament Team ... Plainsman Invite All-Tournament Team ... the nation's leader in earned run average and wins ... also ranks second in the country in strikeouts, fourth in strikeouts per seven innings (12.6) and eighth in hits allowed per seven innings (2.70) ... ranks 21st among all active Division I athletes in earned run average, 31st in strikeouts and 45th in victories ... stands in the top 10 in Auburn career history in wins (10th), combined shutouts (T-5th), strikeouts (5th) and strikeouts looking (9th) ... just the fifth player in program history to surpass 450 career strikeouts ... has not allowed an earned run to score this season ... turned in three double-digit strikeout performances this season ... made her first collegiate plate appearances against Dayton (2/18), recording a sacrifice bunt and a walk ... tossed three perfect frames with three strikeouts in a start against UAB (2/22) ... recorded her third individual no-hitter behind seven strikeouts in a six-inning affair against North Dakota State (2/25)

GAME BY GAME PITCHING

| DATE | OPPONENT | GS | IP | H | R | ER | BB | SO | 2B | 3B | HR | WP | BK | HBP | IBB | SCORE | W-L | SV | ERA | NP |
|---------------|--------------------|----|----------|-------------|-----------|----------|----------|----------|-----------|----------|----------|----------|----------|----------|----------|-------------|------------|----------|-------------|------------|
| Feb. 10 | vs. Fordham | * | 5.0 | 3 | 0 | 0 | 1 | 11 | 0 | 0 | 0 | 0 | 0 | 0 | 0 | 9-0 | 1-0 | 0 | 0.00 | 89 |
| Feb. 11 | vs. Indiana | * | 6.0 | 3 | 0 | 0 | 1 | 11 | 0 | 0 | 0 | 1 | 0 | 1 | 0 | 9-0 | 2-0 | 0 | 0.00 | 93 |
| Feb. 12 | vs. Illinois | * | 4.0 | 2 | 0 | 0 | 1 | 9 | 0 | 0 | 0 | 0 | 0 | 0 | 0 | 10-0 | 3-0 | 0 | 0.00 | 64 |
| Feb. 17 | VILLANOVA | * | 4.0 | 1 | 0 | 0 | 0 | 9 | 0 | 0 | 0 | 0 | 0 | 0 | 0 | 8-0 | 4-0 | 0 | 0.00 | 49 |
| Feb. 18 | VILLANOVA | | 2.0 | 0 | 0 | 0 | 1 | 5 | 0 | 0 | 0 | 0 | 0 | 0 | 0 | 9-3 | 4-0 | 0 | 0.00 | 33 |
| Feb. 18 | DAYTON | | 2.0 | 0 | 0 | 0 | 0 | 3 | 0 | 0 | 0 | 0 | 0 | 0 | 0 | 10-2 | 5-0 | 0 | 0.00 | 13 |
| Feb. 19 | AUSTIN PEAY | * | 4.0 | 5 | 1 | 0 | 1 | 7 | 0 | 0 | 0 | 0 | 0 | 0 | 0 | 5-1 | 6-0 | 0 | 0.00 | 93 |
| Feb. 22 | UAB | * | 3.0 | 0 | 0 | 0 | 0 | 3 | 0 | 0 | 0 | 0 | 0 | 0 | 0 | 10-1 | 7-0 | 0 | 0.00 | 31 |
| Feb. 25 | NORTH DAKOTA STATE | * | 6.0 | 0 | 0 | 0 | 0 | 7 | 0 | 0 | 0 | 0 | 0 | 1 | 0 | 9-0 | 8-0 | 0 | 0.00 | 80 |
| Feb. 26 | NORTH DAKOTA STATE | | 3.0 | 2 | 0 | 0 | 0 | 4 | 0 | 0 | 0 | 0 | 0 | 0 | 0 | 4-0 | 8-0 | 1 | 0.00 | 38 |
| March 1 | at Troy | * | 5.0 | 1 | 0 | 0 | 0 | 10 | 0 | 0 | 0 | 0 | 0 | 0 | 0 | 11-0 | 9-0 | 1 | 0.00 | 63 |
| TOTALS | | | 8 | 44.0 | 17 | 1 | 0 | 5 | 79 | 0 | 0 | 0 | 1 | 0 | 2 | 94-7 | 9-0 | 1 | 0.00 | 646 |

PENTA'S OVERALL CAREER STATS

| YEAR | ERA | W-L | APP | GS | CG | SHO | SV | IP | H | R | ER | BB | SO | 2B | 3B | HR | BF | BAVG | WP | HBP | BK | SFA | SHA |
|--------------|-------------|--------------|-----------|-----------|-----------|-------------|----------|--------------|------------|------------|-----------|------------|------------|-----------|----------|-----------|-------------|-------------|-----------|-----------|----------|----------|-----------|
| 2021 | 2.78 | 9-9 | 21 | 20 | 6 | 3/1 | 0 | 88.0 | 69 | 42 | 35 | 44 | 105 | 5 | 0 | 8 | 384 | .211 | 2 | 9 | 0 | 2 | 2 |
| 2022 | 1.76 | 24-10 | 42 | 35 | 15 | 2/6 | 1 | 195.0 | 128 | 62 | 49 | 53 | 269 | 19 | 3 | 15 | 785 | .181 | 10 | 13 | 0 | 4 | 80 |
| 2023 | 0.00 | 9-0 | 11 | 8 | 1 | 1/6 | 1 | 44.0 | 17 | 1 | 0 | 5 | 79 | 0 | 0 | 0 | 156 | .124 | 1 | 2 | 0 | 0 | 0 |
| TOTAL | 1.80 | 42-19 | 74 | 63 | 22 | 6/13 | 2 | 327.0 | 214 | 105 | 84 | 102 | 453 | 24 | 3 | 23 | 1325 | .181 | 13 | 24 | 0 | 6 | 10 |

PLAYER CAPSULES



MAKAYLA PACKER 10

UTILITY

Jr. | 5-8 | R/R

Chattanooga, Tenn. | Baylor School

SEASON HIGH

3 (3x), last at Troy (3/1/23) AB _____ 5, vs. South Carolina (3/19/22)
 2, vs. North Dakota State (2/25/23) R _____ 3 (3x), last vs. Syracuse (2/27/22)
 2 (2x), last at Troy (3/1/23) H _____ 3 (3x), last vs. Syracuse (2/27/22)
 _____ 2B _____ 1 (9x), last at Tennessee (5/7/22)
 _____ 3B _____ 1 (5x), last vs. UAB (2/22/23)
 _____ HR _____ 1 (12x), last at Alabama State (4/27/22)
 _____ RBI _____ 4, vs. IUPUI (2/27/21)

CAREER HIGH

2023 SEASON HIGHLIGHTS

Holds the third highest stolen base percentage in program history (.870) and stands fifth in school history with 40 career steals ... tied for sixth in Auburn career history in triples

GAME BY GAME HITTING

| DATE | OPPONENT | POS | AB | R | H | RBI | 2B | 3B | HR | BB | SB | CS | HBP | SAC | SF | GDP | K | PO | A | E | AVG | |
|---------------|--------------------|------------|-----------|----------|----------|----------|----------|----------|----------|----------|----------|----------|----------|----------|----------|----------|----------|----------|----------|----------|----------|-------------|
| Feb. 10 | vs. St. John's | PR | 0 | 0 | 0 | 0 | 0 | 0 | 0 | 0 | 0 | 1 | 0 | 0 | 0 | 0 | 0 | 0 | 0 | 0 | 0 | .000 |
| Feb. 10 | vs. Fordham | PR | 0 | 1 | 0 | 0 | 0 | 0 | 0 | 0 | 0 | 0 | 0 | 0 | 0 | 0 | 0 | 0 | 0 | 0 | 0 | .000 |
| Feb. 11 | vs. Pitt | PR | 0 | 1 | 0 | 0 | 0 | 0 | 0 | 0 | 1 | 0 | 0 | 0 | 0 | 0 | 0 | 0 | 0 | 0 | 0 | .000 |
| Feb. 11 | vs. Indiana | PR | 0 | 0 | 0 | 0 | 0 | 0 | 0 | 0 | 0 | 0 | 0 | 0 | 0 | 0 | 0 | 0 | 0 | 0 | 0 | .000 |
| Feb. 12 | vs. Illinois | PR/OF | 0 | 1 | 0 | 0 | 0 | 0 | 0 | 0 | 0 | 0 | 0 | 0 | 0 | 0 | 0 | 1 | 0 | 0 | 0 | .000 |
| Feb. 17 | AUSTIN PEAY | *OF | 2 | 1 | 1 | 0 | 0 | 0 | 0 | 0 | 0 | 0 | 0 | 0 | 0 | 0 | 0 | 0 | 0 | 0 | 0 | .500 |
| Feb. 17 | VILLANOVA | OF | 0 | 0 | 0 | 0 | 0 | 0 | 0 | 0 | 0 | 0 | 0 | 0 | 0 | 0 | 0 | 0 | 0 | 0 | 0 | .500 |
| Feb. 19 | AUSTIN PEAY | OF | 0 | 0 | 0 | 0 | 0 | 0 | 0 | 0 | 0 | 0 | 0 | 0 | 0 | 0 | 0 | 1 | 0 | 0 | 0 | .500 |
| Feb. 22 | UAB | *OF | 2 | 1 | 1 | 1 | 0 | 1 | 0 | 0 | 0 | 1 | 0 | 0 | 0 | 0 | 0 | 1 | 0 | 0 | 0 | .500 |
| Feb. 24 | MERRIMACK | *OF | 1 | 0 | 1 | 1 | 0 | 0 | 0 | 0 | 0 | 0 | 0 | 0 | 0 | 0 | 0 | 0 | 0 | 0 | 0 | .600 |
| Feb. 24 | BROWN | PR | 0 | 0 | 0 | 0 | 0 | 0 | 0 | 0 | 0 | 0 | 0 | 0 | 0 | 0 | 0 | 0 | 0 | 0 | 0 | .600 |
| Feb. 25 | NORTH DAKOTA STATE | *OF | 3 | 2 | 2 | 1 | 0 | 0 | 0 | 0 | 2 | 0 | 0 | 0 | 0 | 0 | 0 | 1 | 0 | 0 | 0 | .625 |
| Feb. 26 | NORTH DAKOTA STATE | *OF | 3 | 1 | 1 | 0 | 0 | 0 | 0 | 0 | 0 | 0 | 0 | 0 | 0 | 0 | 1 | 1 | 0 | 0 | 0 | .545 |
| March 1 | at Troy | *OF | 3 | 1 | 2 | 0 | 0 | 0 | 0 | 0 | 0 | 0 | 0 | 0 | 0 | 0 | 1 | 1 | 0 | 0 | 0 | .571 |
| TOTALS | | 6gs | 14 | 9 | 8 | 3 | 0 | 1 | 0 | 0 | 3 | 2 | 0 | 0 | 0 | 0 | 2 | 6 | 0 | 0 | 0 | .571 |

On Base Percentage .571 | Slugging Percentage .714

PACKER'S OVERALL CAREER STATS

| YEAR | AVG | GP-GS | AB | R | H | 2B | 3B | HR | RBI | TB | SLG% | BB | HBP | SO | GDP | OB% | SF | SH | SB-ATT | PO | A | E | FLD% |
|--------------|-------------|---------------|------------|-----------|-----------|----------|----------|-----------|-----------|------------|-------------|-----------|-----------|-----------|----------|-------------|----------|----------|--------------|------------|----------|----------|-------------|
| 2021 | .303 | 45-38 | 99 | 19 | 30 | 3 | 1 | 3 | 15 | 44 | .444 | 10 | 3 | 27 | 1 | .384 | 0 | 5 | 16-16 | 51 | 2 | 1 | .981 |
| 2022 | .324 | 50-49 | 136 | 43 | 44 | 6 | 3 | 9 | 20 | 83 | .610 | 16 | 13 | 32 | 0 | .442 | 0 | 2 | 21-25 | 64 | 2 | 2 | .971 |
| 2023 | .571 | 14-6 | 14 | 9 | 8 | 0 | 1 | 0 | 3 | 10 | .714 | 0 | 0 | 2 | 0 | .571 | 0 | 0 | 3-5 | 6 | 0 | 0 | 1.000 |
| TOTAL | .329 | 109-93 | 249 | 71 | 82 | 9 | 5 | 12 | 38 | 137 | .550 | 26 | 16 | 61 | 1 | .426 | 0 | 7 | 40-46 | 121 | 4 | 3 | .977 |

PLAYER CAPSULES



AUBRIE LISENBY

11

CATCHER/INFIELD

So. | 5-7 | R/R

Huntsville, Ala. | Bob Jones

SEASON HIGH

4, vs. Indiana (2/11/23) _____ AB _____ 4 (5x), last vs. Indiana (2/11/23)
 1 (3x), vs. Merrimack (2/24/23) _____ R _____ 3, vs. Niagara (4/15/22)
 2, vs. Austin Peay (2/17/23) _____ H _____ 4, vs. Niagara (4/15/22)
 _____ 2B _____ 2, vs. Seton Hall (2/12/22)
 _____ 3B _____
 _____ HR _____ 1 (2x), last vs. Niagara (4/15/22)
 1 (2x), last vs. Merrimack (2/24/23) _____ RBI _____ 4, vs. Niagara (4/15/22)

CAREER HIGH

2023 SEASON HIGHLIGHTS

Committed just one error in 227 chances to hold a .996 fielding percentage over her debut season, the third highest mark recorded in a single season

GAME BY GAME HITTING

| DATE | OPPONENT | POS | AB | R | H | RBI | 2B | 3B | HR | BB | SB | CS | HBP | SAC | SF | GDP | K | PO | A | E | AVG |
|---------------|-------------|------------|-----------|----------|----------|----------|----------|----------|----------|----------|----------|----------|----------|----------|----------|----------|----------|-----------|----------|----------|-------------|
| Feb. 10 | vs. Fordham | *C | 2 | 0 | 0 | 0 | 0 | 0 | 0 | 1 | 0 | 0 | 0 | 0 | 0 | 0 | 0 | 11 | 0 | 0 | .000 |
| Feb. 11 | vs. Pitt | PH | 1 | 0 | 0 | 0 | 0 | 0 | 0 | 0 | 0 | 0 | 0 | 0 | 0 | 0 | 0 | 0 | 0 | 0 | .000 |
| Feb. 11 | vs. Indiana | *C | 4 | 0 | 0 | 0 | 0 | 0 | 0 | 0 | 0 | 0 | 0 | 0 | 0 | 0 | 1 | 10 | 1 | 0 | .000 |
| Feb. 17 | AUSTIN PEAY | *C | 2 | 1 | 2 | 0 | 0 | 0 | 0 | 0 | 0 | 0 | 0 | 0 | 0 | 0 | 0 | 3 | 0 | 0 | .222 |
| Feb. 18 | VILLANOVA | PH/C | 1 | 0 | 0 | 0 | 0 | 0 | 0 | 0 | 0 | 0 | 0 | 0 | 0 | 0 | 0 | 3 | 0 | 0 | .200 |
| Feb. 18 | DAYTON | *C | 2 | 1 | 0 | 0 | 0 | 0 | 0 | 1 | 0 | 0 | 0 | 0 | 0 | 0 | 1 | 6 | 1 | 0 | .167 |
| Feb. 22 | UAB | C | 1 | 0 | 1 | 1 | 0 | 0 | 0 | 0 | 0 | 0 | 0 | 0 | 0 | 0 | 0 | 0 | 0 | 0 | .231 |
| Feb. 24 | MERRIMACK | *C/DP | 1 | 1 | 1 | 1 | 0 | 0 | 0 | 1 | 0 | 0 | 0 | 0 | 0 | 0 | 0 | 6 | 0 | 0 | .286 |
| Feb. 24 | BROWN | PH | 1 | 0 | 0 | 0 | 0 | 0 | 0 | 0 | 0 | 0 | 0 | 0 | 0 | 0 | 0 | 0 | 0 | 0 | .267 |
| Feb. 25 | MERRIMACK | *C | 3 | 0 | 0 | 0 | 0 | 0 | 0 | 0 | 0 | 0 | 0 | 0 | 0 | 0 | 0 | 13 | 0 | 0 | .222 |
| March 1 | at Troy | PH | 0 | 0 | 0 | 0 | 0 | 0 | 0 | 0 | 0 | 0 | 1 | 0 | 0 | 0 | 0 | 0 | 0 | 0 | .222 |
| TOTALS | | 6gs | 18 | 3 | 4 | 2 | 0 | 0 | 0 | 3 | 0 | 0 | 1 | 0 | 0 | 0 | 2 | 52 | 2 | 0 | .222 |

On Base Percentage .364 | Slugging Percentage .222

LISENBY'S OVERALL CAREER STATS

| YEAR | AVG | GP-GS | AB | R | H | 2B | 3B | HR | RBI | TB | SLG% | BB | HBP | SO | GDP | OB% | SF | SH | SB-ATT | PO | A | E | FLD% |
|--------------|-------------|--------------|------------|-----------|-----------|----------|----------|----------|-----------|-----------|-------------|-----------|----------|-----------|----------|-------------|----------|----------|------------|------------|-----------|----------|-------------|
| 2022 | .269 | 50-40 | 104 | 14 | 28 | 6 | 0 | 2 | 18 | 40 | .385 | 13 | 1 | 13 | 1 | .353 | 1 | 1 | 1-1 | 212 | 14 | 1 | .996 |
| 2023 | .222 | 11-6 | 18 | 3 | 4 | 0 | 0 | 0 | 2 | 4 | .222 | 3 | 1 | 2 | 0 | .364 | 0 | 0 | 0-0 | 52 | 2 | 0 | 1.000 |
| TOTAL | .262 | 61-46 | 122 | 17 | 32 | 6 | 0 | 2 | 20 | 44 | .361 | 16 | 2 | 15 | 1 | .355 | 1 | 1 | 1-1 | 264 | 16 | 1 | .996 |

PLAYER CAPSULES



CARLEE MCCONDICHIE 12

UTILITY

Sr. | 5-7 | L/R

Birmingham, Ala. | Gardendale

SEASON HIGH

4 (5x), last at Troy (3/1/23) AB 4 (7x), last at Troy (3/1/23)
 3, at Troy (3/1/23) R 3 (4x), last at Troy (3/1/23)
 3 (2x), last vs. Merrimack (2/25/23) H 3 (7x), last vs. Merrimack (2/25/23)
 1 (4x), last at Troy (3/1/23) 2B 1 (11x), last at Troy (3/1/23)
 1, vs. Fordham (2/10/23) 3B 1 (3x), last vs. Fordham (2/10/23)
 1, vs. Brown (2/24/23) HR 2, vs. North Carolina A&T (3/5/22)
 3, vs. Merrimack (2/25/23) RBI 3 (4x), last vs. Merrimack (2/25/23)

CAREER HIGH

2023 SEASON HIGHLIGHTS

Ranks fifth in the country in total hits ... also ranks second in the SEC in batting average and ninth in total bases ... ranks 50th among all active Division I athletes in career batting average ... has recorded a hit in 16 of Auburn's 17 games ... enters the weekend with an active 14-game hit streak, tied for the ninth longest in program history ... match career high with three RBI against Merrimack (2/25) ... Plainsman Invite All-Tournament Team ... match career high with three runs scored at Troy (3/1)

GAME BY GAME HITTING

| DATE | OPPONENT | POS | AB | R | H | RBI | 2B | 3B | HR | BB | SB | CS | HBP | SAC | SF | GDP | K | PO | A | E | AVG |
|---------------|--------------------|-------------|-----------|-----------|-----------|-----------|----------|----------|----------|----------|----------|----------|----------|----------|----------|----------|----------|-----------|-----------|----------|-------------|
| Feb. 10 | vs. St. John's | *2B | 4 | 1 | 3 | 1 | 0 | 0 | 0 | 0 | 0 | 0 | 0 | 0 | 0 | 0 | 0 | 1 | 0 | 0 | .750 |
| Feb. 10 | vs. Fordham | *2B | 2 | 1 | 2 | 1 | 0 | 1 | 0 | 1 | 0 | 0 | 0 | 0 | 0 | 0 | 0 | 1 | 0 | 0 | .833 |
| Feb. 11 | vs. Pitt | *2B | 3 | 0 | 0 | 1 | 0 | 0 | 0 | 0 | 0 | 0 | 0 | 0 | 1 | 0 | 1 | 2 | 3 | 0 | .556 |
| Feb. 11 | vs. Indiana | *2B | 4 | 1 | 1 | 0 | 0 | 0 | 0 | 0 | 0 | 0 | 0 | 0 | 0 | 0 | 0 | 1 | 0 | 0 | .462 |
| Feb. 12 | vs. Illinois | *2B | 2 | 0 | 2 | 1 | 0 | 0 | 0 | 1 | 0 | 0 | 0 | 0 | 0 | 0 | 0 | 1 | 1 | 0 | .533 |
| Feb. 17 | AUSTIN PEAY | *2B | 2 | 1 | 1 | 1 | 0 | 0 | 0 | 0 | 0 | 0 | 0 | 0 | 0 | 0 | 0 | 2 | 2 | 0 | .529 |
| Feb. 17 | VILLANOVA | *2B | 2 | 1 | 1 | 0 | 0 | 0 | 0 | 0 | 0 | 0 | 0 | 0 | 0 | 0 | 0 | 1 | 1 | 0 | .526 |
| Feb. 18 | VILLANOVA | *2B | 4 | 1 | 2 | 1 | 0 | 0 | 0 | 0 | 0 | 0 | 0 | 0 | 0 | 0 | 1 | 1 | 1 | 0 | .522 |
| Feb. 18 | DAYTON | *2B | 2 | 1 | 1 | 0 | 0 | 0 | 0 | 0 | 0 | 0 | 0 | 0 | 0 | 0 | 0 | 0 | 0 | 0 | .520 |
| Feb. 19 | AUSTIN PEAY | *2B | 3 | 1 | 1 | 0 | 0 | 0 | 0 | 1 | 0 | 0 | 0 | 0 | 0 | 0 | 0 | 2 | 1 | 0 | .500 |
| Feb. 22 | UAB | *2B | 3 | 1 | 1 | 0 | 0 | 0 | 0 | 0 | 1 | 0 | 0 | 0 | 0 | 0 | 0 | 0 | 2 | 0 | .484 |
| Feb. 24 | MERRIMACK | *2B | 2 | 1 | 1 | 1 | 0 | 0 | 0 | 1 | 0 | 0 | 0 | 0 | 1 | 0 | 0 | 0 | 0 | 0 | .485 |
| Feb. 24 | BROWN | *2B | 3 | 2 | 2 | 1 | 0 | 0 | 1 | 0 | 0 | 0 | 0 | 0 | 0 | 0 | 1 | 1 | 1 | 0 | .500 |
| Feb. 25 | NORTH DAKOTA STATE | *2B | 4 | 1 | 3 | 2 | 1 | 0 | 0 | 0 | 0 | 0 | 0 | 0 | 0 | 0 | 0 | 1 | 1 | 0 | .525 |
| Feb. 25 | MERRIMACK | *2B | 3 | 0 | 2 | 3 | 1 | 0 | 0 | 0 | 0 | 0 | 0 | 0 | 0 | 0 | 0 | 0 | 2 | 0 | .535 |
| Feb. 26 | NORTH DAKOTA STATE | *2B | 3 | 1 | 1 | 0 | 1 | 0 | 0 | 0 | 0 | 0 | 0 | 0 | 0 | 0 | 1 | 4 | 2 | 0 | .522 |
| March 1 | at Troy | *2B | 4 | 3 | 2 | 1 | 1 | 0 | 0 | 0 | 0 | 0 | 0 | 0 | 0 | 0 | 0 | 2 | 1 | 0 | .520 |
| TOTALS | | 17gs | 50 | 17 | 26 | 14 | 4 | 1 | 1 | 3 | 2 | 0 | 0 | 0 | 2 | 0 | 4 | 20 | 18 | 0 | .520 |

On Base Percentage .527 | Slugging Percentage .700

MCCONDICHIE'S OVERALL CAREER STATS

| YEAR | AVG | GP-GS | AB | R | H | 2B | 3B | HR | RBI | TB | SLG% | BB | HBP | SO | GDP | OB% | SF | SH | SB-ATT | PO | A | E | FLD% |
|--------------|-------------|---------------|------------|-----------|-----------|-----------|----------|----------|-----------|------------|-------------|-----------|----------|-----------|----------|-------------|----------|----------|--------------|------------|-----------|----------|-------------|
| 2020 | .469 | 22-10 | 32 | 10 | 15 | 1 | 0 | 1 | 7 | 19 | .594 | 5 | 0 | 4 | 0 | .541 | 0 | 0 | 4-5 | 16 | 21 | 1 | .974 |
| 2021 | .071 | 29-3 | 14 | 2 | 1 | 0 | 0 | 0 | 0 | 1 | .071 | 0 | 0 | 2 | 0 | .071 | 0 | 0 | 1-1 | 13 | 12 | 0 | 1.000 |
| 2022 | .338 | 57-56 | 136 | 32 | 46 | 6 | 2 | 4 | 21 | 68 | .500 | 7 | 1 | 17 | 0 | .372 | 1 | 2 | 8-10 | 55 | 31 | 2 | .977 |
| 2023 | .520 | 17-17 | 50 | 17 | 26 | 4 | 1 | 1 | 14 | 35 | .700 | 3 | 0 | 4 | 0 | .527 | 2 | 0 | 2-2 | 20 | 18 | 0 | 1.000 |
| TOTAL | .379 | 125-86 | 232 | 61 | 88 | 11 | 3 | 6 | 42 | 123 | .530 | 15 | 1 | 27 | 0 | .414 | 3 | 2 | 15-18 | 104 | 82 | 3 | .984 |

PLAYER CAPSULES



NELIA PERALTA

13

INFIELD

So. | 5-6 | R/R

Wellington, Fla. | Wellington

SEASON HIGH

5, vs. Pitt (2/11/23) AB 5 (2x), last vs. Pitt (2/11/23)
 3, vs. Brown (2/24/23) R 3, vs. Brown (2/24/23)
 2 (8x), last vs. Brown (2/24/23) H 3 (2x), last at Mississippi State (3/24/22)
 1 (3x), last vs. North Dakota State (2/26/23) 2B 2 (3x), last at Mississippi State (3/24/22)
 1 (2x), last vs. Indiana (2/11/23) 3B 1 (3x), last vs. Indiana (2/11/23)
 1 (3x), last vs. Brown (2/24/23) HR 2, vs. South Carolina (3/21/22)
 2 (2x), last vs. Dayton (2/18/23) RBI 4, vs. Seton Hall (2/11/22)

CAREER HIGH

2023 SEASON HIGHLIGHTS

Is the toughest player to strike out in the SEC doing so only once in 44 at bats ... also ranks third in the SEC in triples, batting average, on base percentage, fifth in hits, sixth in total bases and ninth in slugging ... ranks 41st among all active Division I players in career slugging percentage ... reached base safely in all 17 games this season ... led off the 2023 season with a solo home run in her first at bat vs. St. John's (2/10) ... Tiger Invitational All-Tournament Team ... set a career high with three runs scored against Brown (2/24)

GAME BY GAME HITTING

| DATE | OPPONENT | POS | AB | R | H | RBI | 2B | 3B | HR | BB | SB | CS | HBP | SAC | SF | GDP | K | PO | A | E | AVG |
|---------------|--------------------|-------------|-----------|-----------|-----------|-----------|----------|----------|----------|-----------|----------|----------|----------|----------|----------|----------|----------|-----------|-----------|----------|-------------|
| Feb. 10 | vs. St. John's | *SS | 3 | 1 | 2 | 1 | 0 | 0 | 1 | 1 | 0 | 0 | 0 | 0 | 0 | 0 | 0 | 1 | 0 | 0 | .667 |
| Feb. 10 | vs. Fordham | *SS | 2 | 1 | 0 | 0 | 0 | 0 | 0 | 2 | 0 | 0 | 0 | 0 | 0 | 0 | 0 | 0 | 1 | 0 | .400 |
| Feb. 11 | vs. Pitt | *SS | 5 | 1 | 2 | 1 | 0 | 1 | 0 | 0 | 0 | 0 | 0 | 0 | 0 | 0 | 0 | 0 | 2 | 1 | .400 |
| Feb. 11 | vs. Indiana | *SS | 3 | 1 | 2 | 0 | 0 | 1 | 0 | 1 | 0 | 0 | 0 | 0 | 0 | 0 | 0 | 2 | 0 | 0 | .462 |
| Feb. 12 | vs. Illinois | *SS | 3 | 0 | 2 | 1 | 0 | 0 | 0 | 1 | 0 | 0 | 0 | 0 | 0 | 0 | 0 | 0 | 1 | 0 | .500 |
| Feb. 17 | AUSTIN PEAY | *SS | 2 | 1 | 2 | 2 | 0 | 0 | 0 | 0 | 0 | 0 | 0 | 0 | 0 | 0 | 0 | 0 | 1 | 0 | .556 |
| Feb. 17 | VILLANOVA | *SS | 2 | 1 | 1 | 1 | 0 | 0 | 1 | 1 | 0 | 0 | 0 | 0 | 0 | 0 | 1 | 0 | 0 | 0 | .550 |
| Feb. 18 | VILLANOVA | *SS | 3 | 1 | 2 | 0 | 0 | 0 | 0 | 0 | 0 | 0 | 0 | 0 | 0 | 0 | 0 | 0 | 1 | 0 | .565 |
| Feb. 18 | DAYTON | *SS | 2 | 1 | 1 | 2 | 0 | 0 | 0 | 2 | 0 | 0 | 0 | 0 | 0 | 0 | 0 | 4 | 3 | 0 | .560 |
| Feb. 19 | AUSTIN PEAY | *SS | 4 | 0 | 1 | 0 | 0 | 0 | 0 | 0 | 0 | 0 | 0 | 0 | 0 | 0 | 0 | 1 | 3 | 0 | .517 |
| Feb. 22 | UAB | *SS | 3 | 1 | 2 | 1 | 1 | 0 | 0 | 0 | 0 | 0 | 0 | 0 | 0 | 0 | 0 | 1 | 3 | 0 | .531 |
| Feb. 24 | MERRIMACK | *SS | 2 | 1 | 1 | 0 | 1 | 0 | 0 | 0 | 0 | 0 | 0 | 0 | 0 | 0 | 0 | 0 | 1 | 0 | .529 |
| Feb. 24 | BROWN | *SS | 2 | 3 | 2 | 1 | 0 | 0 | 1 | 1 | 1 | 0 | 0 | 0 | 0 | 0 | 0 | 0 | 3 | 0 | .556 |
| Feb. 25 | NORTH DAKOTA STATE | *SS | 3 | 0 | 0 | 0 | 0 | 0 | 0 | 1 | 0 | 0 | 0 | 0 | 0 | 0 | 0 | 1 | 3 | 0 | .513 |
| Feb. 25 | MERRIMACK | *SS | 0 | 0 | 0 | 0 | 0 | 0 | 0 | 1 | 0 | 0 | 0 | 0 | 0 | 0 | 0 | 0 | 0 | 0 | .513 |
| Feb. 26 | NORTH DAKOTA STATE | *SS | 3 | 1 | 1 | 0 | 1 | 0 | 0 | 0 | 0 | 0 | 0 | 0 | 0 | 0 | 0 | 0 | 2 | 0 | .500 |
| March 1 | at Troy | *SS | 2 | 1 | 0 | 0 | 0 | 0 | 0 | 0 | 0 | 0 | 1 | 0 | 0 | 0 | 0 | 1 | 0 | 0 | .477 |
| TOTALS | | 17gs | 44 | 15 | 21 | 10 | 3 | 2 | 3 | 11 | 1 | 0 | 1 | 0 | 0 | 0 | 1 | 11 | 24 | 1 | .477 |

On Base Percentage .589 | Slugging Percentage .841

PERALTA'S OVERALL CAREER STATS

| YEAR | AVG | GP-GS | AB | R | H | 2B | 3B | HR | RBI | TB | SLG% | BB | HBP | SO | GDP | OB% | SF | SH | SB-ATT | PO | A | E | FLD% |
|--------------|-------------|--------------|------------|-----------|-----------|-----------|----------|-----------|-----------|------------|-------------|-----------|----------|-----------|----------|-------------|----------|----------|------------|-----------|------------|-----------|-------------|
| 2022 | .313 | 53-52 | 144 | 24 | 45 | 15 | 1 | 10 | 42 | 92 | .639 | 21 | 1 | 22 | 3 | .394 | 4 | 1 | 1-1 | 49 | 76 | 19 | .868 |
| 2023 | .477 | 17-17 | 44 | 15 | 21 | 3 | 2 | 3 | 10 | 37 | .841 | 11 | 0 | 1 | 0 | .589 | 0 | 0 | 1-1 | 11 | 24 | 1 | .972 |
| TOTAL | .351 | 70-69 | 188 | 39 | 66 | 18 | 3 | 13 | 52 | 129 | .686 | 32 | 1 | 23 | 3 | .442 | 4 | 1 | 2-2 | 60 | 100 | 20 | .889 |

PLAYER CAPSULES



SKYLAR ELKINS

15

CATCHER / UTILITY
Fr. | 5-8 | R/R
Locust Grove, Ga. | Locust Grove

SEASON HIGH

1 (3x), last vs. Merrimack (2/24/23) _____ AB _____ 1 (3x), last vs. Merrimack (2/24/23)
 _____ R _____
 _____ H _____
 _____ 2B _____
 _____ 3B _____
 _____ HR _____
 _____ RBI _____

CAREER HIGH

2023 SEASON HIGHLIGHTS

Made collegiate debut coming off the bench to catch against St. John's (2/10) ...

GAME BY GAME HITTING

| DATE | OPPONENT | POS | AB | R | H | RBI | 2B | 3B | HR | BB | SB | CS | HBP | SAC | SF | GDP | K | PO | A | E | AVG |
|---------------|----------------|------------|----------|----------|----------|----------|----------|----------|----------|----------|----------|----------|----------|----------|----------|----------|----------|-----------|----------|----------|-------------|
| Feb. 10 | vs. St. John's | C | 1 | 0 | 0 | 0 | 0 | 0 | 0 | 0 | 0 | 0 | 0 | 0 | 0 | 0 | 0 | 3 | 0 | 0 | .000 |
| Feb. 11 | vs. Pitt | PR | 0 | 0 | 0 | 0 | 0 | 0 | 0 | 0 | 0 | 0 | 0 | 0 | 0 | 0 | 0 | 0 | 0 | 0 | .000 |
| Feb. 12 | vs. Illinois | C | 0 | 0 | 0 | 0 | 0 | 0 | 0 | 0 | 0 | 0 | 0 | 0 | 0 | 0 | 0 | 0 | 0 | 0 | .000 |
| Feb. 17 | AUSTIN PEAY | C/DP | 0 | 0 | 0 | 0 | 0 | 0 | 1 | 0 | 0 | 0 | 0 | 0 | 0 | 0 | 0 | 2 | 0 | 0 | .000 |
| Feb. 18 | VILLANOVA | C | 1 | 0 | 0 | 0 | 0 | 0 | 0 | 0 | 0 | 0 | 0 | 0 | 0 | 0 | 0 | 3 | 0 | 0 | .000 |
| Feb. 19 | AUSTIN PEAY | PR | 0 | 0 | 0 | 0 | 0 | 0 | 0 | 0 | 0 | 0 | 0 | 0 | 0 | 0 | 0 | 0 | 0 | 0 | .000 |
| Feb. 22 | UAB | C | 0 | 0 | 0 | 0 | 0 | 0 | 0 | 0 | 0 | 0 | 0 | 0 | 0 | 0 | 0 | 2 | 0 | 0 | .000 |
| Feb. 24 | MERRIMACK | PH | 1 | 0 | 0 | 0 | 0 | 0 | 0 | 0 | 0 | 0 | 0 | 0 | 0 | 0 | 0 | 0 | 0 | 0 | .000 |
| Feb. 25 | MERRIMACK | PH | 0 | 0 | 0 | 0 | 0 | 0 | 1 | 0 | 0 | 0 | 0 | 0 | 0 | 0 | 0 | 0 | 0 | 0 | .000 |
| March 1 | at Troy | C | 0 | 0 | 0 | 0 | 0 | 0 | 0 | 0 | 0 | 0 | 0 | 0 | 0 | 0 | 0 | 2 | 0 | 0 | .000 |
| TOTALS | | Ogs | 3 | 0 | 0 | 0 | 0 | 0 | 2 | 0 | 0 | 0 | 0 | 0 | 0 | 0 | 0 | 10 | 0 | 0 | .000 |

On Base Percentage .400 | Slugging Percentage .000

ELKINS'S OVERALL CAREER STATS

| YEAR | AVG | GP-GS | AB | R | H | 2B | 3B | HR | RBI | TB | SLG% | BB | HBP | SO | GDP | OB% | SF | SH | SB-ATT | PO | A | E | FLD% |
|--------------|-------------|-------------|----------|----------|----------|----------|----------|----------|----------|----------|-------------|----------|----------|----------|----------|-------------|----------|----------|------------|-----------|----------|----------|--------------|
| 2023 | .000 | 10-0 | 3 | 0 | 0 | 0 | 0 | 0 | 0 | 0 | .000 | 2 | 0 | 0 | 0 | .400 | 0 | 0 | 0-0 | 12 | 0 | 0 | 1.000 |
| TOTAL | .000 | 10-0 | 3 | 0 | 0 | 0 | 0 | 0 | 0 | 0 | .000 | 2 | 0 | 0 | 0 | .400 | 0 | 0 | 0-0 | 12 | 0 | 0 | 1.000 |

PLAYER CAPSULES



KK MCCRARY

16

INFIELD

Jr. | 5-8 | R/R

Murfreesboro, Tenn. | Tennessee

SEASON HIGH

| | | |
|---|-----|---|
| 4, vs. Indiana (2/11/23) | AB | 4, vs. Indiana (2/11/23) |
| 2, vs. Villanova (2/17/23) | R | 2, vs. Villanova (2/17/23) |
| 2, vs. Indiana (2/11/23) | H | 2, vs. Indiana (2/11/23) |
| 1 (3x), last vs. North Dakota State (2/26/23) | 2B | 1 (3x), last vs. North Dakota State (2/26/23) |
| | 3B | |
| | HR | |
| 3, vs. Indiana (2/11/23) | RBI | 3, vs. Indiana (2/11/23) |

CAREER HIGH

2023 SEASON HIGHLIGHTS

Drove in a career high three runs off a pair of hits, including a double against Indiana (2/11) ...

GAME BY GAME HITTING

| DATE | OPPONENT | POS | AB | R | H | RBI | 2B | 3B | HR | BB | SB | CS | HBP | SAC | SF | GDP | K | PO | A | E | AVG |
|---------------|--------------------|------------|-----------|----------|----------|----------|----------|----------|----------|----------|----------|----------|----------|----------|----------|----------|----------|----------|----------|----------|-------------|
| Feb. 10 | vs. St. John's | *OF | 2 | 0 | 0 | 0 | 0 | 0 | 0 | 0 | 0 | 0 | 0 | 0 | 0 | 0 | 0 | 2 | 0 | 0 | .000 |
| Feb. 11 | vs. Pitt | PR/OF | 1 | 0 | 1 | 0 | 0 | 0 | 0 | 0 | 0 | 0 | 0 | 0 | 0 | 0 | 0 | 0 | 0 | 0 | .333 |
| Feb. 11 | vs. Indiana | *OF/OF | 4 | 1 | 2 | 3 | 1 | 0 | 0 | 0 | 0 | 0 | 0 | 0 | 0 | 0 | 0 | 3 | 0 | 0 | .429 |
| Feb. 12 | vs. Illinois | *OF | 2 | 1 | 1 | 1 | 1 | 0 | 0 | 1 | 1 | 0 | 0 | 0 | 0 | 0 | 0 | 0 | 0 | 0 | .444 |
| Feb. 17 | AUSTIN PEAY | *OF | 2 | 1 | 0 | 1 | 0 | 0 | 0 | 0 | 0 | 0 | 0 | 0 | 0 | 0 | 0 | 1 | 0 | 0 | .364 |
| Feb. 17 | VILLANOVA | *OF | 2 | 2 | 1 | 0 | 0 | 0 | 0 | 1 | 0 | 0 | 0 | 0 | 0 | 0 | 0 | 2 | 0 | 0 | .385 |
| Feb. 18 | VILLANOVA | *OF | 1 | 0 | 0 | 0 | 0 | 0 | 0 | 0 | 0 | 0 | 0 | 0 | 0 | 0 | 0 | 0 | 0 | 0 | .357 |
| Feb. 22 | UAB | OF | 1 | 0 | 0 | 0 | 0 | 0 | 0 | 0 | 0 | 0 | 0 | 0 | 0 | 0 | 0 | 0 | 0 | 0 | .333 |
| Feb. 24 | MERRIMACK | OF/OF | 0 | 0 | 0 | 0 | 0 | 0 | 1 | 0 | 0 | 0 | 0 | 0 | 0 | 0 | 0 | 0 | 0 | 0 | .333 |
| Feb. 24 | BROWN | *OF | 2 | 0 | 0 | 0 | 0 | 0 | 0 | 0 | 0 | 0 | 0 | 0 | 0 | 0 | 0 | 0 | 0 | 0 | .294 |
| Feb. 25 | MERRIMACK | *OF | 3 | 0 | 0 | 0 | 0 | 0 | 0 | 1 | 0 | 0 | 0 | 0 | 0 | 0 | 0 | 0 | 0 | 0 | .250 |
| Feb. 26 | NORTH DAKOTA STATE | *OF | 3 | 0 | 1 | 0 | 1 | 0 | 0 | 0 | 0 | 0 | 0 | 0 | 0 | 0 | 0 | 1 | 0 | 0 | .261 |
| TOTALS | | 9gs | 23 | 5 | 6 | 5 | 3 | 0 | 0 | 2 | 3 | 0 | 0 | 0 | 0 | 0 | 0 | 9 | 0 | 0 | .261 |

On Base Percentage .320 | Slugging Percentage .391

MCCRARY'S OVERALL CAREER STATS

| YEAR | AVG | GP-GS | AB | R | H | 2B | 3B | HR | RBI | TB | SLG% | BB | HBP | SO | GDP | OB% | SF | SH | SB-ATT | PO | A | E | FLD% |
|--------------|-------------|-------------|-----------|----------|----------|----------|----------|----------|----------|----------|-------------|----------|----------|----------|----------|-------------|----------|----------|------------|----------|----------|----------|--------------|
| 2023 | .261 | 12-9 | 23 | 5 | 6 | 3 | 0 | 0 | 5 | 9 | .391 | 2 | 0 | 0 | 0 | .320 | 0 | 0 | 3-3 | 9 | 0 | 0 | 1.000 |
| TOTAL | .261 | 12-9 | 23 | 5 | 6 | 3 | 0 | 0 | 5 | 9 | .391 | 2 | 0 | 0 | 0 | .320 | 0 | 0 | 3-3 | 9 | 0 | 0 | 1.000 |

PLAYER CAPSULES



MAIA ENGELKES

17

INFIELD

Sr. | 5-11 | R/R

Sioux Falls, S.D. | Harrisburg

SEASON HIGH

1 (7x), last at Troy (3/1/23) AB _____ 4, vs. UNCW (2/14/20)
 1 (3x), last at Troy (3/1/23) R _____ 1 (10x), last at Troy (3/1/23)
 1 (2x), at Troy (3/1/23) H _____ 1 (9x), last at Troy (3/1/23)
 1, at Troy (3/1/23) 2B _____ 1 (2x), last at Troy (3/1/23)
 _____ 3B _____
 _____ HR _____ 1, vs. Alabama State (2/15/20)
 3, at Troy (3/1/23) RBI _____ 3, at Troy (3/1/23)

CAREER HIGH

2023 SEASON HIGHLIGHTS

Walked off Auburn's 8-0 victory over Villanova (2/17), driving in the game-sealing run in the fifth inning on a fielder's choice ... pinch hitting with the bases loaded, set a career high with three RBI with bases-clearing double at Troy (3/1)

GAME BY GAME HITTING

| DATE | OPPONENT | POS | AB | R | H | RBI | 2B | 3B | HR | BB | SB | CS | HBP | SAC | SF | GDP | K | PO | A | E | AVG | |
|---------------|----------------|------------|----------|----------|----------|----------|----------|----------|----------|----------|----------|----------|----------|----------|----------|----------|----------|----------|----------|----------|----------|-------------|
| Feb. 10 | vs. St. John's | PH | 1 | 0 | 0 | 0 | 0 | 0 | 0 | 0 | 0 | 0 | 0 | 0 | 0 | 0 | 0 | 0 | 0 | 0 | 0 | .000 |
| Feb. 10 | vs. Fordham | PH | 0 | 1 | 0 | 0 | 0 | 0 | 0 | 1 | 0 | 0 | 0 | 0 | 0 | 0 | 0 | 0 | 0 | 0 | 0 | .000 |
| Feb. 11 | vs. Pitt | PH | 0 | 0 | 0 | 0 | 0 | 0 | 0 | 0 | 0 | 0 | 1 | 0 | 0 | 0 | 0 | 0 | 0 | 0 | 0 | .000 |
| Feb. 12 | vs. Illinois | PH | 1 | 0 | 0 | 0 | 0 | 0 | 0 | 0 | 0 | 0 | 0 | 0 | 0 | 0 | 0 | 0 | 0 | 0 | 0 | .000 |
| Feb. 17 | AUSTIN PEAY | PH | 1 | 0 | 0 | 0 | 0 | 0 | 0 | 0 | 0 | 0 | 0 | 0 | 0 | 0 | 0 | 0 | 0 | 0 | 0 | .000 |
| Feb. 17 | VILLANOVA | PH | 1 | 0 | 0 | 1 | 0 | 0 | 0 | 0 | 0 | 0 | 0 | 0 | 0 | 0 | 0 | 0 | 0 | 0 | 0 | .000 |
| Feb. 18 | DAYTON | PH | 0 | 0 | 0 | 0 | 0 | 0 | 0 | 1 | 0 | 0 | 0 | 0 | 0 | 0 | 0 | 0 | 0 | 0 | 0 | .000 |
| Feb. 22 | UAB | PH | 1 | 0 | 0 | 0 | 0 | 0 | 0 | 0 | 0 | 0 | 0 | 0 | 0 | 0 | 0 | 0 | 0 | 0 | 0 | .000 |
| Feb. 24 | MERRIMACK | PH | 1 | 0 | 1 | 1 | 0 | 0 | 0 | 0 | 0 | 0 | 0 | 0 | 0 | 0 | 0 | 0 | 0 | 0 | 0 | .167 |
| Feb. 25 | MERRIMACK | PH | 0 | 1 | 0 | 0 | 0 | 0 | 0 | 1 | 0 | 0 | 0 | 0 | 0 | 0 | 0 | 0 | 0 | 0 | 0 | .167 |
| March 1 | at Troy | PH | 1 | 1 | 1 | 3 | 1 | 0 | 0 | 0 | 0 | 0 | 0 | 0 | 0 | 0 | 0 | 0 | 0 | 0 | 0 | .286 |
| TOTALS | | Ogs | 7 | 3 | 2 | 5 | 1 | 0 | 0 | 3 | 0 | 0 | 1 | 0 | 0 | 0 | 0 | 0 | 0 | 0 | 0 | .286 |

On Base Percentage .545 | Slugging Percentage .429

ENGELKES'S OVERALL CAREER STATS

| YEAR | AVG | GP-GS | AB | R | H | 2B | 3B | HR | RBI | TB | SLG% | BB | HBP | SO | GDP | OB% | SF | SH | SB-ATT | PO | A | E | FLD% |
|--------------|-------------|-------------|-----------|-----------|----------|----------|----------|----------|-----------|-----------|-------------|----------|----------|-----------|----------|-------------|----------|----------|------------|----------|----------|----------|-------------|
| 2020 | .136 | 16-6 | 22 | 4 | 3 | 0 | 0 | 1 | 4 | 6 | .273 | 1 | 1 | 4 | 1 | .208 | 0 | 0 | 0-0 | 9 | 0 | 1 | .900 |
| 2021 | .143 | 19-1 | 21 | 2 | 3 | 1 | 0 | 0 | 3 | 4 | .190 | 0 | 0 | 9 | 0 | .143 | 0 | 1 | 0-0 | 0 | 0 | 0 | .000 |
| 2022 | .143 | 6-0 | 7 | 1 | 1 | 0 | 0 | 0 | 0 | 1 | .143 | 0 | 1 | 3 | 0 | .250 | 0 | 0 | 0-0 | 0 | 0 | 0 | .000 |
| 2023 | .286 | 11-0 | 7 | 3 | 2 | 1 | 0 | 0 | 5 | 3 | .429 | 3 | 1 | 0 | 0 | .545 | 0 | 0 | 0-0 | 0 | 0 | 0 | .000 |
| TOTAL | .158 | 52-7 | 57 | 10 | 9 | 2 | 0 | 1 | 12 | 14 | .246 | 4 | 3 | 16 | 1 | .250 | 0 | 1 | 0-0 | 9 | 0 | 1 | .900 |

PLAYER CAPSULES



RILEY MCNEMAR **18**

INFIELD

So. | 5-5 | R/R

Galena, Kan. | Galena

SEASON HIGH

AB _____ 2 (2x), last at Mississippi State (4/24/22)
 R _____ 1 (8x), last v _____
 H _____ 1 (6x), last vs. Georgia (4/29/22)
 2B _____ 1 (2x), last vs. Chattanooga (3/6/22)
 3B _____
 HR _____ 1, at Arkansas (4/10/22)
 RBI _____ 2 (2x), last at Arkansas (4/10/22)

CAREER HIGH

2023 SEASON HIGHLIGHTS

Had season-ending surgery on Feb. 24.

GAME BY GAME HITTING

| DATE | OPPONENT | POS | AB | R | H | RBI | 2B | 3B | HR | BB | SB | CS | HBP | SAC | SF | GDP | K | PO | A | E | AVG | |
|---------------|-------------|------------|----------|----------|----------|----------|----------|----------|----------|----------|----------|----------|----------|----------|----------|----------|----------|----------|----------|----------|----------|-------------|
| Feb. 10 | vs. Fordham | PR | 0 | 0 | 0 | 0 | 0 | 0 | 0 | 0 | 0 | 0 | 0 | 0 | 0 | 0 | 0 | 0 | 0 | 0 | 0 | .000 |
| Feb. 11 | vs. Pitt | PR | 0 | 0 | 0 | 0 | 0 | 0 | 0 | 0 | 0 | 0 | 0 | 0 | 0 | 0 | 0 | 0 | 0 | 0 | 0 | .000 |
| Feb. 11 | vs. Indiana | PR | 0 | 1 | 0 | 0 | 0 | 0 | 0 | 0 | 0 | 0 | 0 | 0 | 0 | 0 | 0 | 0 | 0 | 0 | 0 | .000 |
| Feb. 17 | AUSTIN PEAY | PR | 0 | 1 | 0 | 0 | 0 | 0 | 0 | 0 | 0 | 0 | 0 | 0 | 0 | 0 | 0 | 0 | 0 | 0 | 0 | .000 |
| Feb. 17 | VILLANOVA | PR | 0 | 0 | 0 | 0 | 0 | 0 | 0 | 0 | 0 | 0 | 0 | 0 | 0 | 0 | 0 | 0 | 0 | 0 | 0 | .000 |
| Feb. 22 | UAB | PR | 0 | 0 | 0 | 0 | 0 | 0 | 0 | 0 | 0 | 0 | 0 | 0 | 0 | 0 | 0 | 0 | 0 | 0 | 0 | .000 |
| TOTALS | | 0gs | 0 | 1 | 0 | 0 | 0 | 0 | 0 | 0 | 0 | 0 | 0 | 0 | 0 | 0 | 0 | 0 | 0 | 0 | 0 | .000 |

On Base Percentage .000 | Slugging Percentage .000

MCNEMAR'S OVERALL CAREER STATS

| YEAR | AVG | GP-GS | AB | R | H | 2B | 3B | HR | RBI | TB | SLG% | BB | HBP | SO | GDP | OB% | SF | SH | SB-ATT | PO | A | E | FLD% |
|--------------|-------------|-------------|-----------|----------|----------|----------|----------|----------|----------|-----------|-------------|----------|----------|----------|----------|-------------|----------|----------|------------|----------|----------|----------|-------------|
| 2022 | .316 | 25-2 | 19 | 6 | 6 | 2 | 0 | 1 | 5 | 11 | .579 | 1 | 0 | 7 | 1 | .350 | 0 | 1 | 0-0 | 6 | 3 | 1 | .900 |
| 2023 | .000 | 6-0 | 0 | 2 | 0 | 0 | 0 | 0 | 0 | 0 | .000 | 0 | 0 | 0 | 0 | .000 | 0 | 0 | 0-0 | 0 | 0 | 0 | .000 |
| TOTAL | .316 | 31-2 | 19 | 8 | 6 | 2 | 0 | 1 | 5 | 11 | .579 | 1 | 0 | 7 | 1 | .350 | 0 | 1 | 0-0 | 6 | 3 | 1 | .900 |

PLAYER CAPSULES



ABBEY SMITH

20

OUTFIELD

So. | 5-8 | L/R

Austin, Texas | James Bowie

SEASON HIGH

2 (4x), last vs. Merrimack (2/25/23) _____ AB _____ 3 (2x), last vs. Niagara (4/15/22)
 2, vs. Pitt (2/11/23) _____ R _____ 2 (3x), last vs. Pitt (2/11/23)
 2, vs. Merrimack (2/24/23) _____ H _____ 2, vs. Merrimack (2/24/23)

CAREER HIGH

_____ 2B _____
 _____ 3B _____
 _____ HR _____
 _____ RBI _____

2023 SEASON HIGHLIGHTS

Ranks fifth in the SEC in stolen bases and eighth in stolen bases per game (0.47) ... turned in the first multi-hit performance of her collegiate career, going 2-for-2 with a run scored against Merrimack (2/24)

GAME BY GAME HITTING

| DATE | OPPONENT | POS | AB | R | H | RBI | 2B | 3B | HR | BB | SB | CS | HBP | SAC | SF | GDP | K | PO | A | E | AVG | |
|---------------|--------------------|------------|----------|-----------|----------|----------|----------|----------|----------|----------|----------|----------|----------|----------|----------|----------|----------|----------|----------|----------|----------|-------------|
| Feb. 10 | vs. St. John's | PR/OF | 0 | 1 | 0 | 0 | 0 | 0 | 0 | 0 | 1 | 0 | 0 | 0 | 0 | 0 | 0 | 0 | 0 | 0 | 0 | .000 |
| Feb. 10 | vs. Fordham | *OF | 2 | 0 | 0 | 0 | 0 | 0 | 0 | 0 | 0 | 0 | 0 | 0 | 0 | 0 | 0 | 0 | 0 | 0 | 0 | .000 |
| Feb. 11 | vs. Pitt | *OF | 2 | 2 | 1 | 0 | 0 | 0 | 0 | 0 | 1 | 0 | 0 | 0 | 0 | 0 | 1 | 0 | 0 | 0 | 0 | .250 |
| Feb. 11 | vs. Indiana | OF | 0 | 0 | 0 | 0 | 0 | 0 | 0 | 0 | 0 | 0 | 0 | 0 | 0 | 0 | 0 | 0 | 0 | 0 | 0 | .250 |
| Feb. 12 | vs. Illinois | PR | 0 | 1 | 0 | 0 | 0 | 0 | 0 | 0 | 1 | 0 | 0 | 0 | 0 | 0 | 0 | 0 | 0 | 0 | 0 | .250 |
| Feb. 17 | AUSTIN PEAY | OF | 1 | 0 | 0 | 0 | 0 | 0 | 0 | 0 | 0 | 0 | 0 | 0 | 0 | 0 | 0 | 0 | 0 | 0 | 0 | .200 |
| Feb. 17 | VILLANOVA | PR | 0 | 1 | 0 | 0 | 0 | 0 | 0 | 0 | 0 | 0 | 0 | 0 | 0 | 0 | 0 | 0 | 0 | 0 | 0 | .200 |
| Feb. 18 | VILLANOVA | PR | 0 | 1 | 0 | 0 | 0 | 0 | 0 | 0 | 1 | 0 | 0 | 0 | 0 | 0 | 0 | 0 | 0 | 0 | 0 | .200 |
| Feb. 18 | DAYTON | PR | 0 | 1 | 0 | 0 | 0 | 0 | 0 | 0 | 1 | 0 | 0 | 0 | 0 | 0 | 0 | 0 | 0 | 0 | 0 | .200 |
| Feb. 19 | AUSTIN PEAY | PR | 0 | 1 | 0 | 0 | 0 | 0 | 0 | 0 | 0 | 0 | 0 | 0 | 0 | 0 | 0 | 0 | 0 | 0 | 0 | .200 |
| Feb. 22 | UAB | PR | 0 | 1 | 0 | 0 | 0 | 0 | 0 | 0 | 0 | 0 | 0 | 0 | 0 | 0 | 0 | 0 | 0 | 0 | 0 | .200 |
| Feb. 24 | MERRIMACK | OF | 2 | 1 | 2 | 0 | 0 | 0 | 0 | 0 | 1 | 0 | 0 | 0 | 0 | 0 | 0 | 0 | 0 | 0 | 0 | .429 |
| Feb. 24 | BROWN | PR | 0 | 1 | 0 | 0 | 0 | 0 | 0 | 0 | 0 | 0 | 0 | 0 | 0 | 0 | 0 | 0 | 0 | 0 | 0 | .429 |
| Feb. 25 | NORTH DAKOTA STATE | PR | 0 | 1 | 0 | 0 | 0 | 0 | 0 | 0 | 1 | 0 | 0 | 0 | 0 | 0 | 0 | 0 | 0 | 0 | 0 | .429 |
| Feb. 25 | MERRIMACK | OF | 2 | 1 | 1 | 0 | 0 | 0 | 0 | 0 | 1 | 0 | 0 | 0 | 0 | 0 | 0 | 0 | 0 | 0 | 0 | .444 |
| Feb. 26 | NORTH DAKOTA STATE | PR | 0 | 0 | 0 | 0 | 0 | 0 | 0 | 0 | 1 | 0 | 0 | 0 | 0 | 0 | 0 | 0 | 0 | 0 | 0 | .444 |
| March 1 | at Troy | PR/OF | 0 | 0 | 0 | 0 | 0 | 0 | 0 | 1 | 0 | 0 | 0 | 0 | 0 | 0 | 0 | 0 | 0 | 0 | 0 | .444 |
| TOTALS | | 2gs | 9 | 13 | 4 | 0 | 0 | 0 | 0 | 2 | 8 | 0 | 0 | 0 | 0 | 0 | 1 | 0 | 0 | 0 | 0 | .444 |

On Base Percentage .545 | Slugging Percentage .444

SMITH'S OVERALL CAREER STATS

| YEAR | AVG | GP-GS | AB | R | H | 2B | 3B | HR | RBI | TB | SLG% | BB | HBP | SO | GDP | OB% | SF | SH | SB-ATT | PO | A | E | FLD% |
|--------------|-------------|-------------|-----------|-----------|----------|----------|----------|----------|----------|----------|-------------|----------|----------|----------|----------|-------------|----------|----------|--------------|----------|----------|----------|--------------|
| 2022 | .313 | 38-5 | 16 | 16 | 5 | 0 | 0 | 0 | 0 | 5 | .313 | 3 | 0 | 6 | 0 | .421 | 0 | 0 | 10-13 | 4 | 0 | 0 | 1.000 |
| 2023 | .444 | 17-2 | 9 | 13 | 4 | 0 | 0 | 0 | 0 | 4 | .444 | 2 | 0 | 1 | 0 | .545 | 0 | 0 | 8-8 | 0 | 0 | 0 | .000 |
| TOTAL | .360 | 55-7 | 25 | 29 | 9 | 0 | 0 | 0 | 0 | 9 | .360 | 5 | 0 | 7 | 0 | .467 | 0 | 0 | 18-21 | 4 | 0 | 0 | 1.000 |

PLAYER CAPSULES



JESSIE BLAINE

22

CATCHER

So. | 5-10 | R/R
Wentzville, Mo. | St. Dominic

SEASON HIGH

4, (4x), last at Troy (3/1/23) AB 4 (11x), last at Troy (3/1/23)
2, vs. Merrimack (2/24/23) R 3, at Alabama State (4/27/22)
2 (2x), last vs. Austin Peay (2/19/23) H 4, vs. Niagara (4/15/22)
2B 1 (5x), last at Mississippi State (4/22/22)
1, vs. Dayton (2/18/23) 3B 1 (2x), last at Alabama State (4/27/22)
1, vs. Austin Peay (2/19/23) HR 1 (10x), last vs. Austin Peay (2/19/23)
3, vs. Austin Peay (2/19/23) RBI 4 (2x), last vs. South Carolina (3/20/22)

CAREER HIGH

2023 SEASON HIGHLIGHTS

Ranks as the second toughest batter in the SEC to strike out, doing so only once in 41 at bats ... scored the walk-off run on a wild pitch in Auburn's run-rule victory over Dayton (2/18) ... first home run of the season with an inside-the-park homer versus Austin Peay (2/19)

GAME BY GAME HITTING

| DATE | OPPONENT | POS | AB | R | H | RBI | 2B | 3B | HR | BB | SB | CS | HBP | SAC | SF | GDP | K | PO | A | E | AVG | |
|---------------|--------------------|-------------|-----------|----------|-----------|----------|----------|----------|----------|----------|----------|----------|----------|----------|----------|----------|----------|----------|----------|----------|----------|-------------|
| Feb. 10 | vs. St. John's | *DP | 1 | 1 | 0 | 0 | 0 | 0 | 0 | 2 | 1 | 0 | 0 | 0 | 0 | 0 | 0 | 0 | 0 | 0 | 0 | .000 |
| Feb. 10 | vs. Fordham | *DP | 3 | 0 | 0 | 0 | 0 | 0 | 0 | 0 | 0 | 0 | 0 | 0 | 0 | 0 | 0 | 0 | 0 | 0 | 0 | .000 |
| Feb. 11 | vs. Pitt | *C/DP | 3 | 0 | 1 | 0 | 0 | 0 | 0 | 1 | 0 | 0 | 0 | 0 | 0 | 0 | 0 | 3 | 0 | 0 | 0 | .000 |
| Feb. 11 | vs. Indiana | *DP | 4 | 1 | 2 | 1 | 0 | 0 | 0 | 0 | 0 | 0 | 0 | 0 | 0 | 0 | 0 | 0 | 0 | 0 | 0 | .273 |
| Feb. 12 | vs. Illinois | *DP | 3 | 0 | 1 | 0 | 0 | 0 | 0 | 0 | 0 | 0 | 0 | 0 | 0 | 0 | 0 | 0 | 0 | 0 | 0 | .286 |
| Feb. 17 | AUSTIN PEAY | PH/C | 0 | 0 | 0 | 0 | 0 | 0 | 0 | 1 | 0 | 0 | 0 | 0 | 0 | 0 | 0 | 1 | 0 | 0 | 0 | .286 |
| Feb. 17 | VILLANOVA | *DP | 2 | 0 | 1 | 1 | 0 | 0 | 0 | 1 | 0 | 0 | 0 | 0 | 0 | 0 | 0 | 0 | 0 | 0 | 0 | .312 |
| Feb. 18 | VILLANOVA | *DP | 3 | 0 | 1 | 0 | 0 | 0 | 0 | 0 | 0 | 0 | 0 | 0 | 0 | 0 | 0 | 0 | 0 | 0 | 0 | .316 |
| Feb. 18 | DAYTON | PH | 1 | 1 | 1 | 1 | 0 | 1 | 0 | 0 | 0 | 0 | 0 | 0 | 0 | 0 | 0 | 0 | 0 | 0 | 0 | .350 |
| Feb. 19 | AUSTIN PEAY | *DP | 3 | 1 | 2 | 3 | 0 | 0 | 1 | 0 | 0 | 0 | 0 | 0 | 0 | 0 | 0 | 0 | 0 | 0 | 0 | .391 |
| Feb. 22 | UAB | *DP | 2 | 0 | 1 | 1 | 0 | 0 | 0 | 0 | 1 | 0 | 0 | 0 | 0 | 0 | 0 | 0 | 0 | 0 | 0 | .400 |
| Feb. 24 | MERRIMACK | *DP/C | 1 | 2 | 0 | 0 | 0 | 0 | 1 | 0 | 0 | 0 | 0 | 0 | 0 | 0 | 0 | 2 | 1 | 0 | 0 | .385 |
| Feb. 24 | BROWN | *DP | 2 | 0 | 0 | 0 | 0 | 0 | 0 | 0 | 0 | 0 | 0 | 0 | 0 | 0 | 0 | 0 | 0 | 0 | 0 | .357 |
| Feb. 25 | NORTH DAKOTA STATE | *DP | 4 | 0 | 1 | 0 | 0 | 0 | 0 | 0 | 0 | 0 | 0 | 0 | 0 | 0 | 0 | 0 | 0 | 0 | 0 | .344 |
| Feb. 25 | MERRIMACK | *DP | 4 | 0 | 0 | 0 | 0 | 0 | 0 | 0 | 0 | 0 | 0 | 0 | 0 | 0 | 0 | 0 | 0 | 0 | 0 | .306 |
| Feb. 26 | NORTH DAKOTA STATE | PH | 1 | 0 | 1 | 1 | 0 | 0 | 0 | 0 | 0 | 0 | 0 | 0 | 0 | 0 | 0 | 0 | 0 | 0 | 0 | .324 |
| March 1 | at Troy | *DP | 4 | 0 | 1 | 0 | 0 | 0 | 0 | 0 | 1 | 0 | 0 | 0 | 0 | 0 | 1 | 0 | 0 | 0 | 0 | .317 |
| TOTALS | | 14gs | 41 | 6 | 13 | 8 | 0 | 1 | 1 | 6 | 3 | 0 | 0 | 0 | 0 | 0 | 1 | 6 | 1 | 0 | 0 | .317 |

On Base Percentage .404 | Slugging Percentage .439

BLAINE'S OVERALL CAREER STATS

| YEAR | AVG | GP-GS | AB | R | H | 2B | 3B | HR | RBI | TB | SLG% | BB | HBP | SO | GDP | OB% | SF | SH | SB-ATT | PO | A | E | FLD% |
|--------------|-------------|--------------|------------|-----------|-----------|----------|----------|-----------|-----------|-----------|-------------|-----------|----------|-----------|----------|-------------|----------|----------|------------|-----------|----------|----------|-------------|
| 2022 | .285 | 54-53 | 137 | 27 | 39 | 5 | 2 | 9 | 37 | 75 | .547 | 25 | 0 | 21 | 0 | .393 | 1 | 1 | 3-5 | 17 | 0 | 1 | .944 |
| 2023 | .317 | 17-14 | 41 | 6 | 13 | 0 | 1 | 1 | 8 | 18 | .439 | 6 | 0 | 1 | 0 | .404 | 0 | 0 | 3-3 | 8 | 1 | 0 | 1.000 |
| TOTAL | .292 | 71-67 | 178 | 33 | 52 | 5 | 3 | 10 | 45 | 93 | .522 | 31 | 0 | 22 | 0 | .395 | 1 | 1 | 6-8 | 23 | 1 | 1 | .960 |

PLAYER CAPSULES



AXE MILANOWSKI 23

INFIELD
Fr. | 5-6 | R/R
Dothan, Ala. | Houston Academy

SEASON HIGH

1 (6x), last at Troy (3/1/23) AB
 1 (4x), last at Troy (3/1/23) R
 1 (2x), at Troy (3/1/23) H
 1, at Troy (3/1/23) HR
 3, at Troy (3/1/23) RBI

CAREER HIGH

1 (6x), last at Troy (3/1/23)
 1 (3x), last at Troy (3/1/23)
 1 (2x), at Troy (3/1/23)
 1, at Troy (3/1/23)
 3, at Troy (3/1/23)

2023 SEASON HIGHLIGHTS

Made her collegiate debut as a pinch runner versus St. John's (2/10) ... recorded her first collegiate hit versus Austin Peay (2/17) ... in a pinch-hit opportunity at Troy (3-1), slugged a three-run home run - the first of her collegiate career

GAME BY GAME HITTING

| DATE | OPPONENT | POS | AB | R | H | RBI | 2B | 3B | HR | BB | SB | CS | HBP | SAC | SF | GDP | K | PO | A | E | AVG |
|---------------|----------------|------------|----------|----------|----------|----------|----------|----------|----------|----------|----------|----------|----------|----------|----------|----------|----------|-----------|----------|----------|-------------|
| Feb. 10 | vs. St. John's | PR/1B | 1 | 0 | 0 | 0 | 0 | 0 | 0 | 0 | 0 | 0 | 0 | 0 | 0 | 0 | 1 | 0 | 0 | 0 | .000 |
| Feb. 10 | vs. Fordham | 1B | 0 | 1 | 0 | 0 | 0 | 0 | 0 | 0 | 0 | 0 | 1 | 0 | 0 | 0 | 0 | 0 | 0 | 0 | .000 |
| Feb. 11 | vs. Pitt | PR | 0 | 0 | 0 | 0 | 0 | 0 | 0 | 0 | 0 | 0 | 0 | 0 | 0 | 0 | 0 | 0 | 0 | 0 | .000 |
| Feb. 11 | vs. Indiana | 1B | 0 | 0 | 0 | 0 | 0 | 0 | 0 | 0 | 0 | 0 | 0 | 0 | 0 | 0 | 0 | 0 | 0 | 0 | .000 |
| Feb. 12 | vs. Illinois | 1B | 1 | 0 | 0 | 0 | 0 | 0 | 0 | 0 | 0 | 0 | 0 | 0 | 0 | 0 | 1 | 1 | 0 | 0 | .000 |
| Feb. 17 | AUSTIN PEAY | PR/1B | 1 | 1 | 1 | 0 | 0 | 0 | 0 | 0 | 1 | 0 | 0 | 0 | 0 | 0 | 0 | 5 | 0 | 0 | .333 |
| Feb. 17 | VILLANOVA | PR/1B | 1 | 0 | 0 | 0 | 0 | 0 | 0 | 0 | 0 | 0 | 0 | 0 | 0 | 0 | 1 | 1 | 0 | 0 | .250 |
| Feb. 18 | VILLANOVA | PH/1B | 0 | 0 | 0 | 0 | 0 | 0 | 0 | 1 | 0 | 0 | 0 | 0 | 0 | 0 | 0 | 1 | 0 | 0 | .250 |
| Feb. 22 | UAB | PR/1B | 0 | 1 | 0 | 0 | 0 | 0 | 0 | 0 | 0 | 0 | 0 | 0 | 0 | 0 | 0 | 0 | 0 | 0 | .250 |
| Feb. 24 | MERRIMACK | 1B | 1 | 0 | 0 | 0 | 0 | 0 | 0 | 0 | 0 | 0 | 0 | 0 | 0 | 0 | 1 | 4 | 0 | 0 | .200 |
| Feb. 24 | BROWN | 1B | 0 | 0 | 0 | 0 | 0 | 0 | 0 | 0 | 0 | 0 | 0 | 0 | 0 | 0 | 0 | 1 | 0 | 0 | .200 |
| Feb. 25 | MERRIMACK | 1B | 0 | 0 | 0 | 0 | 0 | 0 | 0 | 1 | 0 | 0 | 0 | 0 | 0 | 0 | 0 | 1 | 0 | 0 | .200 |
| March 1 | at Troy | PH | 1 | 1 | 1 | 3 | 0 | 0 | 1 | 0 | 0 | 0 | 0 | 0 | 0 | 0 | 0 | 0 | 0 | 0 | .333 |
| TOTALS | | Ogs | 6 | 4 | 2 | 3 | 0 | 0 | 1 | 2 | 1 | 0 | 1 | 0 | 0 | 0 | 4 | 14 | 0 | 0 | .200 |

On Base Percentage .556 | Slugging Percentage .833

MILANOWSKI'S OVERALL CAREER STATS

| YEAR | AVG | GP-GS | AB | R | H | 2B | 3B | HR | RBI | TB | SLG% | BB | HBP | SO | GDP | OB% | SF | SH | SB-ATT | PO | A | E | FLD% |
|--------------|-------------|-------------|----------|----------|----------|----------|----------|----------|----------|----------|-------------|----------|----------|----------|----------|-------------|----------|----------|------------|-----------|----------|----------|--------------|
| 2023 | .333 | 13-0 | 6 | 4 | 2 | 0 | 0 | 1 | 3 | 5 | .833 | 2 | 1 | 4 | 0 | .556 | 0 | 0 | 1-1 | 14 | 0 | 0 | 1.000 |
| TOTAL | .333 | 13-0 | 6 | 4 | 2 | 0 | 0 | 1 | 3 | 5 | .833 | 2 | 1 | 4 | 0 | .556 | 0 | 0 | 1-1 | 14 | 0 | 0 | 1.000 |

PLAYER CAPSULES



KENADIE COOPER **25**

OUTFIELD

So. | 5-7 | R/R

Newnan, Ga. | East Coweta

SEASON HIGH

1 (3x), last vs. Merrimack (2/25/23) _____ AB _____ 2, at Mississippi State (4/23/22)
 1 (5x), last at Troy (3/1/23) _____ R _____ 1 (19x), last at Troy (3/1/23)
 1, vs. Merrimack (2/24/23) _____ H _____ 1 (2x), last vs. Merrimack (2/24/23)
 1, vs. Merrimack (2/24/23) _____ 2B _____ 1, vs. Merrimack (2/24/23)
 _____ 3B _____
 _____ HR _____
 _____ RBI _____ 1, vs. Niagara (4/15/22)

CAREER HIGH

2023 SEASON HIGHLIGHTS

Slugged her first collegiate double versus Merrimack (2/24)

GAME BY GAME HITTING

| DATE | OPPONENT | POS | AB | R | H | RBI | 2B | 3B | HR | BB | SB | CS | HBP | SAC | SF | GDP | K | PO | A | E | AVG | |
|---------------|--------------------|------------|----------|----------|----------|----------|----------|----------|----------|----------|----------|----------|----------|----------|----------|----------|----------|----------|----------|----------|----------|-------------|
| Feb. 10 | vs. St. John's | PR | 0 | 0 | 0 | 0 | 0 | 0 | 0 | 0 | 0 | 0 | 0 | 0 | 0 | 0 | 0 | 0 | 0 | 0 | 0 | .000 |
| Feb. 10 | vs. Fordham | PR | 0 | 0 | 0 | 0 | 0 | 0 | 0 | 0 | 0 | 0 | 0 | 0 | 0 | 0 | 0 | 0 | 0 | 0 | 0 | .000 |
| Feb. 11 | vs. Pitt | PR | 0 | 0 | 0 | 0 | 0 | 0 | 0 | 0 | 0 | 0 | 0 | 0 | 0 | 0 | 0 | 0 | 0 | 0 | 0 | .000 |
| Feb. 11 | vs. Indiana | PR | 0 | 0 | 0 | 0 | 0 | 0 | 0 | 0 | 0 | 1 | 0 | 0 | 0 | 0 | 0 | 0 | 0 | 0 | 0 | .000 |
| Feb. 12 | vs. Illinois | PR | 0 | 0 | 0 | 0 | 0 | 0 | 0 | 0 | 1 | 0 | 0 | 0 | 0 | 0 | 0 | 0 | 0 | 0 | 0 | .000 |
| Feb. 17 | AUSTIN PEAY | OF | 1 | 0 | 0 | 0 | 0 | 0 | 0 | 0 | 0 | 0 | 0 | 0 | 0 | 0 | 0 | 0 | 0 | 0 | 0 | .000 |
| Feb. 18 | VILLANOVA | PR/OF | 0 | 0 | 0 | 0 | 0 | 0 | 0 | 0 | 0 | 0 | 0 | 0 | 0 | 0 | 0 | 0 | 0 | 0 | 0 | .000 |
| Feb. 19 | UAB | PR | 0 | 1 | 0 | 0 | 0 | 0 | 0 | 0 | 0 | 0 | 0 | 0 | 0 | 0 | 0 | 0 | 0 | 0 | 0 | .000 |
| Feb. 24 | MERRIMACK | PH | 1 | 1 | 1 | 0 | 1 | 0 | 0 | 0 | 0 | 0 | 0 | 0 | 0 | 0 | 0 | 0 | 0 | 0 | 0 | .500 |
| Feb. 24 | BROWN | PR | 0 | 0 | 0 | 0 | 0 | 0 | 0 | 0 | 0 | 1 | 0 | 0 | 0 | 0 | 0 | 0 | 0 | 0 | 0 | .500 |
| Feb. 25 | NORTH DAKOTA STATE | PR | 0 | 1 | 0 | 0 | 0 | 0 | 0 | 0 | 0 | 0 | 0 | 0 | 0 | 0 | 0 | 0 | 0 | 0 | 0 | .500 |
| Feb. 25 | MERRIMACK | PH/OF | 1 | 0 | 0 | 0 | 0 | 0 | 0 | 0 | 0 | 0 | 0 | 0 | 0 | 0 | 0 | 0 | 0 | 0 | 0 | .333 |
| Feb. 26 | NORTH DAKOTA STATE | PR | 0 | 1 | 0 | 0 | 0 | 0 | 0 | 0 | 0 | 0 | 0 | 0 | 0 | 0 | 0 | 0 | 0 | 0 | 0 | .333 |
| March 1 | at Troy | PR | 0 | 1 | 0 | 0 | 0 | 0 | 0 | 0 | 1 | 0 | 0 | 0 | 0 | 0 | 0 | 0 | 0 | 0 | 0 | .333 |
| TOTALS | | Ogs | 3 | 5 | 1 | 0 | 1 | 0 | 0 | 0 | 2 | 2 | 0 | 0 | 0 | 0 | 0 | 0 | 0 | 0 | 0 | .333 |

On Base Percentage .333 | Slugging Percentage .667

COOPER'S OVERALL CAREER STATS

| YEAR | AVG | GP-GS | AB | R | H | 2B | 3B | HR | RBI | TB | SLG% | BB | HBP | SO | GDP | OB% | SF | SH | SB-ATT | PO | A | E | FLD% |
|--------------|-------------|-------------|----------|-----------|----------|----------|----------|----------|----------|----------|-------------|----------|----------|----------|----------|-------------|----------|----------|------------|----------|----------|----------|--------------|
| 2022 | .200 | 40-0 | 5 | 14 | 1 | 0 | 0 | 0 | 1 | 1 | .200 | 1 | 0 | 3 | 0 | .333 | 0 | 0 | 1-2 | 5 | 0 | 0 | 1.000 |
| 2023 | .333 | 14-0 | 3 | 5 | 1 | 1 | 0 | 0 | 0 | 2 | .667 | 0 | 0 | 0 | 0 | .333 | 0 | 0 | 2-4 | 0 | 0 | 0 | .000 |
| TOTAL | .250 | 54-0 | 8 | 19 | 2 | 1 | 0 | 0 | 1 | 3 | .375 | 1 | 0 | 3 | 0 | .333 | 0 | 0 | 3-6 | 5 | 0 | 0 | 1.000 |

PLAYER CAPSULES



MILLIE ROBERTS

31

CATCHER/INFIELD

Fr. | 5-7 | R/R

Owensboro, Ky. | Daviess County

SEASON HIGH

1 (9x), last at Troy (3/1/23) AB 1 (8x), last at Troy (3/1/23)
 1 (2x), at Troy (3/1/23) R 1 (2x), at Troy (3/1/23)
 1 (3x), last vs. Villanova (2/18/23) H 1 (3x), last vs. Villanova (2/18/23)
 1, vs. St. John's (2/10/23) 2B 1, vs. St. John's (2/10/23)
 3B
 HR
 1 (4x), last vs. Villanova (2/18/23) RBI 1 (4x), last vs. Villanova (2/18/23)

CAREER HIGH

2023 SEASON HIGHLIGHTS

Ranks 10th in the SEC in sacrifice flies ... recorded her first collegiate hit in her first plate appearance, slugging an RBI double vs. St. John's (2/10) ...

GAME BY GAME HITTING

| DATE | OPPONENT | POS | AB | R | H | RBI | 2B | 3B | HR | BB | SB | CS | HBP | SAC | SF | GDP | K | PO | A | E | AVG | |
|---------------|--------------------|------------|----------|----------|----------|----------|----------|----------|----------|----------|----------|----------|----------|----------|----------|----------|----------|----------|----------|----------|----------|-------------|
| Feb. 10 | vs. St. John's | PH | 1 | 0 | 1 | 1 | 1 | 0 | 0 | 0 | 0 | 0 | 0 | 0 | 0 | 0 | 0 | 0 | 0 | 0 | 0 | 1.000 |
| Feb. 10 | vs. Fordham | PH | 0 | 0 | 0 | 1 | 0 | 0 | 0 | 0 | 0 | 0 | 0 | 0 | 1 | 0 | 0 | 0 | 0 | 0 | 0 | 1.000 |
| Feb. 11 | vs. Pitt | PH | 1 | 0 | 1 | 1 | 0 | 0 | 0 | 0 | 0 | 0 | 0 | 0 | 0 | 0 | 0 | 0 | 0 | 0 | 0 | 1.000 |
| Feb. 11 | vs. Indiana | PH | 0 | 1 | 0 | 0 | 0 | 0 | 0 | 1 | 0 | 0 | 0 | 0 | 0 | 0 | 0 | 0 | 0 | 0 | 0 | 1.000 |
| Feb. 12 | vs. Illinois | PH | 1 | 0 | 0 | 0 | 0 | 0 | 0 | 0 | 0 | 0 | 0 | 0 | 0 | 0 | 1 | 0 | 0 | 0 | .667 | |
| Feb. 17 | Villanova | PH | 0 | 0 | 0 | 0 | 0 | 0 | 0 | 1 | 0 | 0 | 0 | 0 | 0 | 0 | 0 | 0 | 0 | 0 | 0 | .667 |
| Feb. 18 | Villanova | PH | 1 | 0 | 1 | 0 | 0 | 0 | 0 | 0 | 0 | 0 | 0 | 0 | 0 | 0 | 0 | 0 | 0 | 0 | 0 | .750 |
| Feb. 18 | DAYTON | PH | 1 | 0 | 0 | 0 | 0 | 0 | 0 | 0 | 0 | 0 | 0 | 0 | 0 | 0 | 1 | 0 | 0 | 0 | 0 | .600 |
| Feb. 19 | AUSTIN PEAY | PH | 1 | 0 | 0 | 0 | 0 | 0 | 0 | 0 | 0 | 0 | 0 | 0 | 0 | 0 | 0 | 0 | 0 | 0 | 0 | .500 |
| Feb. 24 | MERRIMACK | 3B | 0 | 0 | 0 | 0 | 0 | 0 | 0 | 0 | 0 | 0 | 0 | 0 | 0 | 0 | 0 | 0 | 0 | 0 | 0 | .500 |
| Feb. 25 | NORTH DAKOTA STATE | PH | 1 | 0 | 0 | 0 | 0 | 0 | 0 | 0 | 1 | 0 | 0 | 0 | 0 | 0 | 0 | 0 | 0 | 0 | 0 | .429 |
| Feb. 25 | MERRIMACK | PH/3B | 1 | 0 | 0 | 0 | 0 | 0 | 0 | 0 | 0 | 0 | 0 | 0 | 0 | 0 | 0 | 0 | 0 | 0 | 0 | .375 |
| March 1 | at Troy | PH | 1 | 1 | 0 | 0 | 0 | 0 | 0 | 0 | 0 | 0 | 0 | 0 | 0 | 0 | 0 | 0 | 0 | 0 | 0 | .333 |
| TOTALS | | Ogs | 9 | 2 | 3 | 4 | 1 | 0 | 0 | 2 | 1 | 0 | 0 | 0 | 1 | 0 | 2 | 0 | 0 | 0 | 0 | .333 |

On Base Percentage .417 | Slugging Percentage .444

ROBERTS'S OVERALL CAREER STATS

| YEAR | AVG | GP-GS | AB | R | H | 2B | 3B | HR | RBI | TB | SLG% | BB | HBP | SO | GDP | OB% | SF | SH | SB-ATT | PO | A | E | FLD% |
|--------------|-------------|-------------|----------|----------|----------|----------|----------|----------|----------|----------|-------------|----------|----------|----------|----------|-------------|----------|----------|------------|----------|----------|----------|-------------|
| 2023 | .333 | 13-0 | 9 | 2 | 3 | 1 | 0 | 0 | 4 | 4 | .444 | 2 | 0 | 2 | 0 | .417 | 1 | 0 | 1-1 | 0 | 0 | 0 | .000 |
| TOTAL | .333 | 13-0 | 9 | 2 | 3 | 1 | 0 | 0 | 4 | 4 | .444 | 2 | 0 | 2 | 0 | .417 | 1 | 0 | 1-1 | 0 | 0 | 0 | .000 |

PLAYER CAPSULES



SHELBY LOWE

55

LEFT-HANDED PITCHER

Jr. | 5-9 | R/L

Carrollton, Ala. | Pickens Academy

SEASON HIGH

4.0 (2x), last vs. North Dakota State (2/6/23) IP 7.1 (2x), last at Ole Miss (4/23/21)
 2 (2x), last vs. Merrimack (2/25/23) H 9, vs. Kentucky (4/16/21)
 2, vs. Villanova (2/18/23) R 7, at Arkansas (4/8/22)
 1 (2x), last vs. UAB (2/22/23) ER 7, at Arkansas (4/8/22)
 1, at Troy (3/1/23) BB 4, at Kentucky (3/25/22)
 7, vs. Villanova (2/18/23) SO 13, vs. ULM (2/25/22)
 63, vs. Villanova (2/18/23) Pitches 125, vs. Kentucky (4/16/21)

CAREER HIGH

2023 SEASON HIGHLIGHTS

Ranked the No. 62 student-athlete in the country in D1 Softball's D1 Preseason Player Rankings ... ranks second in the SEC in hits allowed per seven innings (2.62), third in strikeout-to-walk ratio (27.00), fifth in walks allowed per seven innings (0.38), sixth in earned run average and ninth in strikeouts per seven innings (10.1) ... ranks 23rd among all active Division I athletes in career earned run average and 36th in career saves ... stands tied for eighth in Auburn history with sixth career saves ... making her return to the circle following postseason surgery, tossed 4.2 innings of relief at the NFCA Leadoff Classic (2/10-12), giving up just one hit and striking out eight over her four appearances ... made her first start of the season against Villanova (2/18), earning the victory behind a season high seven strikeouts ...

GAME BY GAME PITCHING

| DATE | OPPONENT | GS | IP | H | R | ER | BB | SO | 2B | 3B | HR | WP | BK | HBP | IBB | SCORE | W-L | SV | ERA | NP |
|---------------|--------------------|----------|-------------|----------|----------|----------|----------|-----------|----------|----------|----------|----------|----------|----------|----------|--------------|------------|----------|-------------|------------|
| Feb. 10 | vs. Fordham | | 1.0 | 0 | 0 | 0 | 0 | 3 | 0 | 0 | 0 | 0 | 0 | 0 | 0 | 9-0 | 0-0 | 0 | 0.00 | 15 |
| Feb. 11 | vs. Pitt | | 1.2 | 0 | 0 | 0 | 0 | 3 | 0 | 0 | 0 | 0 | 0 | 0 | 0 | 7-8 | 0-0 | 0 | 0.00 | 28 |
| Feb. 11 | vs. Indiana | | 1.0 | 1 | 0 | 0 | 0 | 2 | 0 | 0 | 0 | 0 | 0 | 0 | 0 | 9-0 | 0-0 | 0 | 0.00 | 15 |
| Feb. 12 | vs. Illinois | | 1.0 | 0 | 0 | 0 | 0 | 0 | 0 | 0 | 0 | 0 | 0 | 0 | 0 | 10-0 | 0-0 | 0 | 0.00 | 10 |
| Feb. 17 | VILLANOVA | | 1.0 | 0 | 0 | 0 | 0 | 2 | 0 | 0 | 0 | 0 | 0 | 0 | 0 | 8-0 | 0-0 | 0 | 0.00 | 8 |
| Feb. 18 | VILLANOVA | * | 4.0 | 2 | 2 | 1 | 0 | 7 | 0 | 0 | 1 | 0 | 0 | 0 | 0 | 9-3 | 1-0 | 0 | 0.72 | 63 |
| Feb. 22 | UAB | | 1.0 | 1 | 1 | 1 | 0 | 0 | 0 | 0 | 1 | 0 | 0 | 0 | 0 | 10-1 | 1-0 | 0 | 1.31 | 11 |
| Feb. 25 | MERRIMACK | * | 4.0 | 2 | 0 | 0 | 0 | 3 | 0 | 0 | 0 | 0 | 0 | 0 | 0 | 7-0 | 1-0 | 0 | 1.11 | 34 |
| Feb. 26 | NORTH DAKOTA STATE | * | 4.0 | 1 | 0 | 0 | 0 | 4 | 0 | 0 | 0 | 0 | 0 | 0 | 0 | 4-0 | 2-0 | 0 | 0.84 | 49 |
| March 1 | at Troy | | 2.0 | 0 | 0 | 0 | 1 | 3 | 0 | 0 | 0 | 0 | 0 | 0 | 0 | 11-0 | 2-0 | 0 | 0.75 | 28 |
| TOTALS | | 3 | 18.2 | 7 | 3 | 2 | 1 | 27 | 0 | 0 | 2 | 0 | 0 | 0 | 0 | 84-12 | 2-0 | 0 | 0.75 | 261 |

LOWE'S OVERALL CAREER STATS

| YEAR | ERA | W-L | APP | GS | CG | SHO | SV | IP | H | R | ER | BB | SO | 2B | 3B | HR | BF | BAVG | WP | HBP | BK | SFA | SHA |
|--------------|-------------|--------------|-----------|-----------|-----------|-------------|----------|--------------|------------|-----------|-----------|-----------|------------|-----------|----------|-----------|-------------|-------------|----------|-----------|----------|----------|-----------|
| 2021 | 1.48 | 13-11 | 30 | 26 | 15 | 3/1 | 1 | 165.2 | 130 | 42 | 35 | 28 | 179 | 24 | 1 | 9 | 650 | .216 | 3 | 7 | 0 | 2 | 10 |
| 2022 | 2.81 | 9-3 | 29 | 19 | 4 | 3/2 | 5 | 92.1 | 77 | 44 | 37 | 19 | 129 | 10 | 1 | 16 | 383 | .218 | 5 | 6 | 0 | 1 | 3 |
| 2023 | 0.75 | 2-0 | 10 | 2 | 0 | 0/7 | 0 | 18.2 | 7 | 3 | 2 | 1 | 27 | 0 | 0 | 2 | 66 | .108 | 0 | 0 | 0 | 0 | 0 |
| TOTAL | 1.87 | 24-14 | 69 | 48 | 19 | 6/10 | 6 | 276.2 | 214 | 89 | 74 | 48 | 335 | 34 | 2 | 27 | 1099 | .209 | 8 | 13 | 0 | 3 | 13 |

PLAYER CAPSULES



ANNABELLE WIDRA **66**

UTILITY/RIGHT-HANDED PITCHER

So. | 5-7 | L/R

Hoover, Ala. | Michigan

SEASON HIGH

4, vs. Indiana (2/11/23) _____ AB _____ 4, vs. Indiana (2/11/23)
 2, vs. Illinois (2/12/23) _____ R _____ 2, vs. Illinois (2/12/23)
 2 (3x), last vs. Austin Peay (2/17/23) _____ H _____ 2 (3x), last vs. Austin Peay (2/17/23)
 1, vs. Austin Peay (2/17/23) _____ 2B _____ 1, vs. Austin Peay (2/17/23)
 _____ 3B _____
 1 (3x), last vs. UAB (2/22/23) _____ HR _____ 1 (3x), last vs. UAB (2/22/23)
 3, vs. Illinois (2/12/23) _____ RBI _____ 3, vs. Illinois (2/12/23)

CAREER HIGH

2023 SEASON HIGHLIGHTS

Ranks second in the SEC in shutouts, strikeout-to-walk ratio (35.00) and walks allowed per seven innings (0.26), fourth in earned run average, fifth in saves, eighth in hits allowed per seven innings (3.89) and 10th in strikeouts ... tossed a complete-game shutout, allowing just two hits and striking out 10 in Auburn's season opener vs. St. John's (2/10) ... Tiger Invitational All-Tournament Team ... threw her first collegiate no-hitter, striking out six in five innings versus Brown (2/24) ... Plainsman Invite All-Tournament Team

GAME BY GAME BATTING

| DATE | OPPONENT | POS | AB | R | H | RBI | 2B | 3B | HR | BB | SB | CS | HBP | SAC | SF | GDP | K | PO | A | E | AVG |
|---------------|--------------------|-------------|-----------|----------|-----------|----------|----------|----------|----------|----------|----------|----------|----------|----------|----------|----------|----------|----------|-----------|----------|-------------|
| Feb. 10 | vs. St. John's | *P | 0 | 0 | 0 | 0 | 0 | 0 | 0 | 0 | 0 | 0 | 0 | 0 | 0 | 0 | 0 | 0 | 2 | 0 | .000 |
| Feb. 10 | vs. Fordham | PH | 1 | 0 | 0 | 0 | 0 | 0 | 0 | 0 | 0 | 0 | 0 | 0 | 0 | 0 | 0 | 0 | 0 | 0 | .000 |
| Feb. 11 | vs. Pitt | PH/3B | 1 | 1 | 0 | 0 | 0 | 0 | 0 | 1 | 0 | 0 | 0 | 0 | 0 | 0 | 1 | 0 | 1 | 0 | .000 |
| Feb. 11 | vs. Indiana | *3B | 4 | 1 | 2 | 2 | 0 | 0 | 1 | 0 | 0 | 0 | 0 | 0 | 0 | 0 | 1 | 0 | 0 | 0 | .333 |
| Feb. 12 | vs. Illinois | *3B | 3 | 2 | 2 | 3 | 0 | 0 | 1 | 0 | 0 | 0 | 0 | 0 | 0 | 0 | 0 | 1 | 0 | 0 | .444 |
| Feb. 17 | AUSTIN PEAY | *P/3B | 3 | 0 | 2 | 0 | 1 | 0 | 0 | 0 | 0 | 0 | 0 | 0 | 0 | 0 | 1 | 0 | 0 | 0 | .500 |
| Feb. 18 | VILLANOVA | 3B | 1 | 0 | 0 | 0 | 0 | 0 | 0 | 0 | 0 | 0 | 0 | 0 | 0 | 0 | 1 | 0 | 1 | 0 | .462 |
| Feb. 18 | DAYTON | *P | 1 | 0 | 1 | 0 | 0 | 0 | 0 | 0 | 1 | 0 | 0 | 0 | 0 | 0 | 0 | 0 | 0 | 0 | .500 |
| Feb. 19 | AUSTIN PEAY | *3B/P | 3 | 0 | 1 | 0 | 0 | 0 | 0 | 0 | 0 | 0 | 0 | 0 | 0 | 0 | 1 | 0 | 1 | 0 | .471 |
| Feb. 22 | UAB | *3B/P | 2 | 1 | 1 | 1 | 0 | 0 | 1 | 0 | 0 | 0 | 0 | 0 | 0 | 0 | 0 | 0 | 2 | 0 | .474 |
| Feb. 24 | MERRIMACK | *P | 1 | 0 | 1 | 1 | 0 | 0 | 0 | 0 | 0 | 0 | 0 | 0 | 0 | 0 | 0 | 0 | 0 | 0 | .500 |
| Feb. 25 | NORTH DAKOTA STATE | *3B | 2 | 0 | 0 | 0 | 0 | 0 | 0 | 0 | 0 | 0 | 0 | 0 | 0 | 0 | 0 | 1 | 1 | 0 | .455 |
| Feb. 25 | MERRIMACK | P | 0 | 0 | 0 | 0 | 0 | 0 | 0 | 0 | 0 | 0 | 0 | 0 | 0 | 0 | 0 | 0 | 1 | 0 | .455 |
| Feb. 26 | NORTH DAKOTA STATE | *3B | 2 | 0 | 0 | 0 | 0 | 0 | 0 | 0 | 0 | 0 | 0 | 0 | 0 | 0 | 0 | 0 | 2 | 0 | .417 |
| March 1 | at Troy | *3B | 3 | 0 | 0 | 0 | 0 | 0 | 0 | 0 | 0 | 0 | 0 | 0 | 0 | 0 | 1 | 0 | 1 | 0 | .370 |
| TOTALS | | 11gs | 27 | 5 | 10 | 7 | 1 | 0 | 3 | 1 | 1 | 0 | 0 | 0 | 0 | 0 | 6 | 2 | 12 | 0 | .370 |

On Base Percentage .393 | Slugging Percentage .741

GAME BY GAME PITCHING

| DATE | OPPONENT | GS | IP | H | R | ER | BB | SO | 2B | 3B | HR | WP | BK | HBP | IBB | SCORE | W-L | SV | ERA | NP |
|---------------|----------------|----------|-------------|-----------|----------|----------|----------|-----------|----------|----------|----------|----------|----------|----------|----------|-------------|------------|----------|-------------|------------|
| Feb. 10 | vs. St. John's | * | 7.0 | 2 | 0 | 0 | 0 | 10 | 0 | 0 | 0 | 0 | 0 | 0 | 0 | 6-0 | 1-0 | 0 | 0.00 | 80 |
| Feb. 17 | AUSTIN PEAY | * | 3.0 | 1 | 1 | 0 | 0 | 4 | 0 | 0 | 0 | 0 | 0 | 0 | 0 | 11-1 | 2-0 | 0 | 0.00 | 51 |
| Feb. 18 | DAYTON | * | 3.0 | 5 | 2 | 2 | 0 | 3 | 0 | 1 | 0 | 0 | 0 | 0 | 0 | 10-2 | 2-0 | 0 | 1.08 | 48 |
| Feb. 19 | AUSTIN PEAY | | 3.0 | 3 | 0 | 0 | 0 | 1 | 0 | 0 | 0 | 0 | 0 | 0 | 0 | 5-1 | 2-0 | 1 | 0.88 | 35 |
| Feb. 22 | UAB | | 1.0 | 1 | 0 | 0 | 0 | 2 | 0 | 0 | 0 | 0 | 0 | 0 | 0 | 10-1 | 2-0 | 1 | 0.82 | 17 |
| Feb. 24 | MERRIMACK | * | 2.0 | 0 | 0 | 0 | 0 | 4 | 0 | 0 | 0 | 0 | 0 | 0 | 0 | 12-0 | 2-0 | 1 | 0.74 | 26 |
| Feb. 24 | BROWN | * | 5.0 | 0 | 0 | 0 | 1 | 6 | 0 | 0 | 0 | 0 | 0 | 0 | 0 | 9-0 | 3-0 | 1 | 0.58 | 60 |
| Feb. 25 | MERRIMACK | | 3.0 | 3 | 0 | 0 | 0 | 5 | 0 | 0 | 0 | 0 | 0 | 0 | 0 | 7-0 | 4-0 | 1 | 0.52 | 59 |
| TOTALS | | 5 | 27.0 | 15 | 3 | 2 | 1 | 35 | 0 | 1 | 0 | 0 | 0 | 0 | 0 | 70-5 | 4-0 | 1 | 0.52 | 376 |

WIDRA'S OVERALL CAREER STATS

| YEAR | AVG | GP-GS | AB | R | H | 2B | 3B | HR | RBI | TB | SLG% | BB | HBP | SO | GDP | OB% | SF | SH | SB-ATT | PO | A | E | FLD% |
|--------------|-------------|--------------|-----------|----------|-----------|----------|----------|----------|----------|-----------|-------------|----------|----------|----------|----------|-------------|----------|----------|------------|----------|-----------|----------|--------------|
| 2023 | .370 | 13-10 | 27 | 5 | 10 | 1 | 0 | 3 | 7 | 20 | .741 | 1 | 0 | 6 | 0 | .393 | 0 | 0 | 1-1 | 2 | 12 | 0 | 1.000 |
| TOTAL | .370 | 13-10 | 27 | 5 | 10 | 1 | 0 | 3 | 7 | 20 | .741 | 1 | 0 | 6 | 0 | .393 | 0 | 0 | 1-1 | 2 | 12 | 0 | 1.000 |

| YEAR | ERA | W-L | APP | GS | CG | SHO | SV | IP | H | R | ER | BB | SO | 2B | 3B | HR | BF | BAVG | WP | HBP | BK | SFA | SHA |
|--------------|-------------|------------|----------|----------|----------|------------|----------|-------------|-----------|----------|----------|----------|-----------|----------|----------|----------|-----------|-------------|----------|----------|----------|----------|----------|
| 2023 | 0.52 | 4-0 | 8 | 5 | 2 | 2/2 | 1 | 27.0 | 15 | 3 | 2 | 1 | 35 | 0 | 1 | 0 | 99 | .155 | 0 | 0 | 0 | 0 | 1 |
| TOTAL | 0.52 | 4-0 | 8 | 5 | 2 | 2/2 | 1 | 27.0 | 15 | 3 | 2 | 1 | 35 | 0 | 1 | 0 | 99 | .155 | 0 | 0 | 0 | 0 | 1 |

PLAYER CAPSULES



BRI ELLI

77

INFIELD

So. | 5-10 | R/R

Houston, Texas | Memorial

SEASON HIGH

3 (7x), last vs. Merrimack (2/25/23) _____ AB _____ 4 (3x), last at Mercer (4/13/22)
 2 (2x), last vs. Brown (2/24/23) _____ R _____ 2 (8x), last vs. Brown (2/24/23)
 3, vs. North Dakota State (2/25/23) _____ H _____ 3 (2x), last vs. North Dakota State (2/25/23)
 1 (4x), last vs. North Dakota State (2/26/23) _____ 2B _____ 1 (12x), last vs. North Dakota State (2/26/23)
 _____ 3B _____ 1, at Alabama State (4/27/22)
 1 (5x), last vs. Merrimack (2/25/23) _____ HR _____ 2 (2x), last vs. Louisiana (5/20/22)
 4, vs. Brown (2/24/23) _____ RBI _____ 4, vs. Brown (2/24/23)

CAREER HIGH

2023 SEASON HIGHLIGHTS

Preseason All-SEC Team ... earned preseason player rankings from D1 Softball (No. 74), Softball America (No. 76), and Extra Inning Softball (No. 77) ... tabbed the No. 7 first baseman in the country by Extra Inning Softball ... also selected one of the top 10 sluggers of college softball by FloSoftball ... ranks seventh in the country in RBI ... ranks fourth in the SEC in slugging percentage, sixth in home runs and total bases, seventh in runs batted in per game (1.24), eighth in batting average and 10th in home runs per game (0.29) ... ranks seventh among all active Division I players in career slugging percentage ... went 2-for-2 against Dayton (2/18), recording her first home run of the season and matching her career high in RBI ... knocked the go-ahead run in Auburn's comeback victory over Austin Peay (2/19) with an RBI single to right field ... Tiger Invitational All-Tournament Team ... set a career high with four RBI against Brown (2/24) ... Plainsman Invite All-Tournament Team ... SEC Player of the Week (2/27) ... Louisville Slugger/NFCA Division I Player of the Week (2/28)

GAME BY GAME HITTING

| DATE | OPPONENT | POS | AB | R | H | RBI | 2B | 3B | HR | BB | SB | CS | HBP | SAC | SF | GDP | K | PO | A | E | AVG |
|---------------|--------------------|-------------|-----------|-----------|-----------|-----------|----------|----------|----------|----------|----------|----------|----------|----------|----------|----------|----------|-----------|----------|----------|-------------|
| Feb. 10 | vs. St. John's | *1B | 2 | 0 | 0 | 0 | 0 | 0 | 0 | 0 | 0 | 0 | 0 | 0 | 0 | 0 | 0 | 2 | 0 | 0 | .000 |
| Feb. 10 | vs. Fordham | *1B | 3 | 0 | 0 | 0 | 0 | 0 | 0 | 0 | 0 | 0 | 0 | 0 | 0 | 0 | 1 | 0 | 0 | 0 | .000 |
| Feb. 11 | vs. Pitt | *1B | 2 | 0 | 1 | 2 | 1 | 0 | 0 | 1 | 0 | 0 | 1 | 0 | 0 | 0 | 0 | 5 | 0 | 0 | .143 |
| Feb. 11 | vs. Indiana | *1B | 2 | 0 | 1 | 1 | 0 | 0 | 0 | 0 | 1 | 0 | 1 | 0 | 1 | 0 | 0 | 1 | 0 | 0 | .222 |
| Feb. 12 | vs. Illinois | *1B | 3 | 0 | 0 | 0 | 0 | 0 | 0 | 0 | 0 | 0 | 0 | 0 | 0 | 0 | 1 | 0 | 0 | 0 | .167 |
| Feb. 17 | AUSTIN PEAY | *1B | 2 | 1 | 2 | 1 | 0 | 0 | 0 | 0 | 0 | 0 | 0 | 0 | 0 | 0 | 0 | 0 | 0 | 0 | .286 |
| Feb. 17 | VILLANOVA | *1B | 2 | 0 | 1 | 1 | 0 | 0 | 0 | 0 | 0 | 0 | 0 | 0 | 0 | 0 | 1 | 0 | 0 | 0 | .312 |
| Feb. 18 | VILLANOVA | *1B | 3 | 0 | 0 | 0 | 0 | 0 | 0 | 0 | 0 | 0 | 0 | 0 | 0 | 0 | 0 | 1 | 4 | 0 | .263 |
| Feb. 18 | DAYTON | *1B | 2 | 1 | 2 | 3 | 0 | 0 | 1 | 1 | 0 | 0 | 0 | 0 | 0 | 0 | 0 | 3 | 0 | 0 | .333 |
| Feb. 19 | AUSTIN PEAY | *1B | 3 | 1 | 1 | 1 | 0 | 0 | 0 | 0 | 0 | 0 | 0 | 0 | 0 | 0 | 0 | 4 | 0 | 1 | .333 |
| Feb. 22 | UAB | *1B | 3 | 1 | 2 | 2 | 1 | 0 | 1 | 0 | 0 | 0 | 0 | 0 | 0 | 0 | 0 | 7 | 0 | 0 | .370 |
| Feb. 24 | MERRIMACK | *1B | 1 | 2 | 1 | 3 | 0 | 0 | 1 | 1 | 0 | 0 | 0 | 0 | 0 | 0 | 0 | 1 | 0 | 0 | .393 |
| Feb. 24 | BROWN | *1B | 2 | 2 | 2 | 4 | 1 | 0 | 1 | 1 | 0 | 0 | 0 | 0 | 0 | 0 | 0 | 4 | 0 | 0 | .433 |
| Feb. 25 | NORTH DAKOTA STATE | *1B | 3 | 1 | 3 | 0 | 0 | 0 | 0 | 1 | 0 | 0 | 0 | 0 | 0 | 0 | 0 | 7 | 0 | 0 | .485 |
| Feb. 25 | MERRIMACK | *1B | 3 | 1 | 1 | 1 | 0 | 0 | 1 | 0 | 0 | 0 | 0 | 0 | 0 | 0 | 1 | 6 | 0 | 0 | .472 |
| Feb. 26 | NORTH DAKOTA STATE | *1B | 2 | 0 | 1 | 1 | 1 | 0 | 0 | 1 | 0 | 0 | 0 | 0 | 0 | 0 | 0 | 6 | 0 | 0 | .474 |
| March 1 | at Troy | *1B | 2 | 0 | 0 | 1 | 0 | 0 | 0 | 0 | 0 | 0 | 0 | 0 | 1 | 0 | 0 | 4 | 1 | 0 | .450 |
| TOTALS | | 17gs | 40 | 10 | 18 | 21 | 4 | 0 | 5 | 6 | 1 | 0 | 2 | 0 | 2 | 0 | 5 | 54 | 1 | 1 | .450 |

On Base Percentage .520 | Slugging Percentage .925

ELLIS'S OVERALL CAREER STATS

| YEAR | AVG | GP-GS | AB | R | H | 2B | 3B | HR | RBI | TB | SLG% | BB | HBP | SO | GDP | OB% | SF | SH | SB-ATT | PO | A | E | FLD% |
|--------------|-------------|--------------|------------|-----------|-----------|-----------|----------|-----------|-----------|------------|-------------|-----------|----------|-----------|----------|-------------|----------|----------|------------|------------|-----------|----------|-------------|
| 2022 | .302 | 56-55 | 149 | 32 | 45 | 8 | 1 | 20 | 49 | 115 | .772 | 13 | 7 | 23 | 0 | .378 | 3 | 0 | 2-2 | 251 | 11 | 3 | .989 |
| 2023 | .450 | 17-17 | 40 | 10 | 18 | 4 | 0 | 5 | 20 | 37 | .925 | 6 | 2 | 5 | 0 | .520 | 2 | 0 | 1-1 | 54 | 1 | 1 | .980 |
| TOTAL | .333 | 73-72 | 189 | 42 | 63 | 12 | 1 | 25 | 69 | 152 | .804 | 19 | 9 | 28 | 0 | .410 | 5 | 0 | 3-3 | 305 | 12 | 4 | .988 |

PLAYER CAPSULES



ROSE ROACH

99

INFIELD

So. | 5-6 | L/R

Elburn, Ill. | Kaneland

SEASON HIGH

| | | |
|----------------------------|-----|--------------------------------------|
| 3, vs. Merrimack (2/25/23) | AB | 4 (3x), last at Kentucky (3/26/22) |
| 2, vs. Merrimack (2/25/23) | R | 2 (3x), last vs. Merrimack (2/25/23) |
| 2, vs. Merrimack (2/25/23) | H | 2 (3x), last vs. Merrimack (2/25/23) |
| 1, vs. Merrimack (2/24/23) | 2B | 1 (3x), last vs. Merrimack (2/24/23) |
| | 3B | |
| | HR | |
| 2, vs. Merrimack (2/24/23) | RBI | 2 (2x), last vs. Merrimack (2/24/23) |

CAREER HIGH

2023 SEASON HIGHLIGHTS

Made her first start at third base in Auburn's season opener (2/10) ...

GAME BY GAME HITTING

| DATE | OPPONENT | POS | AB | R | H | RBI | 2B | 3B | HR | BB | SB | CS | HBP | SAC | SF | GDP | K | PO | A | E | AVG |
|---------------|--------------------|------------|-----------|----------|----------|----------|----------|----------|----------|----------|----------|----------|----------|----------|----------|----------|----------|----------|----------|----------|-------------|
| Feb. 10 | vs. St. John's | *3B | 2 | 1 | 0 | 0 | 0 | 0 | 0 | 0 | 0 | 0 | 0 | 0 | 0 | 0 | 0 | 2 | 0 | 0 | .000 |
| Feb. 10 | vs. Fordham | *3B | 1 | 0 | 0 | 0 | 0 | 0 | 0 | 1 | 1 | 0 | 0 | 0 | 0 | 0 | 0 | 3 | 0 | 2 | .000 |
| Feb. 11 | vs. Pitt | *3B | 0 | 0 | 0 | 0 | 0 | 0 | 0 | 0 | 0 | 0 | 0 | 0 | 0 | 0 | 0 | 0 | 1 | 0 | .000 |
| Feb. 11 | vs. Indiana | SS | 0 | 0 | 0 | 0 | 0 | 0 | 0 | 0 | 0 | 0 | 0 | 0 | 0 | 0 | 0 | 0 | 0 | 0 | .000 |
| Feb. 12 | vs. Illinois | PR/SS | 0 | 0 | 0 | 0 | 0 | 0 | 0 | 0 | 0 | 0 | 0 | 0 | 0 | 0 | 0 | 0 | 0 | 0 | .000 |
| Feb. 17 | AUSTIN PEAY | PR/SS | 2 | 1 | 0 | 0 | 0 | 0 | 0 | 0 | 0 | 0 | 0 | 0 | 0 | 0 | 2 | 0 | 2 | 2 | .000 |
| Feb. 17 | VILLANOVA | PR | 0 | 0 | 0 | 0 | 0 | 0 | 0 | 0 | 1 | 0 | 0 | 0 | 0 | 0 | 0 | 0 | 0 | 0 | .000 |
| Feb. 18 | VILLANOVA | PR/SS | 1 | 1 | 0 | 0 | 0 | 0 | 0 | 0 | 1 | 0 | 0 | 0 | 0 | 0 | 0 | 0 | 0 | 0 | .000 |
| Feb. 18 | DAYTON | PR | 0 | 1 | 0 | 0 | 0 | 0 | 0 | 0 | 1 | 0 | 0 | 0 | 0 | 0 | 0 | 0 | 0 | 0 | .000 |
| Feb. 22 | UAB | SS | 0 | 0 | 0 | 0 | 0 | 0 | 0 | 0 | 0 | 0 | 0 | 0 | 0 | 0 | 0 | 0 | 0 | 0 | .000 |
| Feb. 24 | MERRIMACK | SS | 2 | 1 | 1 | 2 | 1 | 0 | 0 | 0 | 0 | 0 | 0 | 0 | 0 | 0 | 0 | 1 | 3 | 0 | .125 |
| Feb. 24 | BROWN | SS | 0 | 0 | 0 | 0 | 0 | 0 | 0 | 0 | 0 | 0 | 0 | 0 | 0 | 0 | 0 | 1 | 0 | 0 | .125 |
| Feb. 25 | MERRIMACK | PR/SS | 3 | 2 | 1 | 1 | 0 | 0 | 0 | 0 | 2 | 0 | 0 | 0 | 0 | 0 | 0 | 0 | 1 | 0 | .182 |
| Feb. 26 | NORTH DAKOTA STATE | PH/OF | 1 | 0 | 0 | 0 | 0 | 0 | 0 | 0 | 0 | 0 | 0 | 0 | 0 | 0 | 1 | 0 | 0 | 0 | .167 |
| March 1 | at Troy | PH | 1 | 0 | 0 | 0 | 0 | 0 | 0 | 0 | 0 | 0 | 0 | 0 | 0 | 0 | 1 | 0 | 0 | 0 | .154 |
| TOTALS | | 3gs | 13 | 7 | 2 | 3 | 1 | 0 | 0 | 1 | 6 | 0 | 0 | 0 | 0 | 0 | 4 | 7 | 7 | 4 | .154 |

On Base Percentage .214 | Slugging Percentage .231

ROACH'S OVERALL CAREER STATS

| YEAR | AVG | GP-GS | AB | R | H | 2B | 3B | HR | RBI | TB | SLG% | BB | HBP | SO | GDP | OB% | SF | SH | SB-ATT | PO | A | E | FLD% |
|--------------|-------------|--------------|-----------|-----------|-----------|----------|----------|----------|----------|-----------|-------------|----------|----------|----------|----------|-------------|----------|----------|------------|-----------|-----------|----------|-------------|
| 2022 | .271 | 35-11 | 48 | 12 | 13 | 2 | 0 | 0 | 5 | 15 | .313 | 1 | 1 | 5 | 0 | .300 | 0 | 0 | 2-3 | 17 | 22 | 5 | .886 |
| 2023 | .154 | 15-3 | 13 | 7 | 2 | 1 | 0 | 0 | 3 | 3 | .231 | 1 | 0 | 4 | 0 | .214 | 0 | 0 | 6-6 | 7 | 7 | 4 | .778 |
| TOTAL | .246 | 50-14 | 61 | 19 | 15 | 3 | 0 | 0 | 8 | 18 | .295 | 2 | 1 | 9 | 0 | .281 | 0 | 0 | 8-9 | 24 | 29 | 9 | .855 |



00

Aspyn
GODWIN
C/OF | Gr.



2

Sydney
COX
UTL | Jr.



3

Icess
TRESVIK
UTL | So.



4

Emmah
ROLFE
RHP | Fr.



5

Lindsey
GARCIA
INF | Sr.



7

DENVER
BRYANT
INF | Jr.



9

Maddie
PENTA
RHP | Jr.



10

Makayla
PACKER
UTL | Jr.



11

Aubrie
LISENBY
C/INF | So.



12

Carlee
MCCONDICHIE
UTL | Sr.



13

Nelia
PERALTA
INF | So.



15

Skylar
ELKINS
C/UTL | Fr.



16

KK
MCCRARY
INF | Jr.



17

Maia
ENGELKES
INF | Sr.



18

Riley
MCMEMAR
INF | So.



20

Abbey
SMITH
OF | So.




22

Jessie
BLAINE
C | So.



23

Axe
MILANOWSKI
INF | Fr.



25

Kenadie
COOPER
OF | So.



31

Millie
ROBERTS
C/INF | Fr.



55

Shelby
LOWE
LHP | Jr.



66

Annabelle
WIDRA
UTL/RHP | So.



77

Bri
ELLIS
INF | So.




99

Rose
ROACH
INF | So.



HC

Mickey
DEAN
Sixth Season



AC

Eugene
LENTI
Fourth Season



AC

Emily
CAROSONE
Third Season



VC

Ken
BROOKE
First Season



DO

LEISA
LEE
Fourth Season