



2022-23 AUBURN WOMEN'S BASKETBALL

AUBURN ATHLETICS COMMUNICATIONS: 392 SOUTH DONAHUE DRIVE || AUBURN, AL 36830 || AUBURNTIGERS.COM || @AUBURNWBB

2022-23 SCHEDULE/RESULTS 15-14, 5-11 SEC

DATE	OPPONENT	TIME/TV/RESULT
Nov. 3	TUSKEGEE (exh.)	W 81-59
Nov. 8	SAM HOUSTON	W 90-76
Nov. 10	SOUTH ALABAMA	W 71-62
Nov. 16	GEORGIA TECH	L 51-57
Nov. 20	ALABAMA STATE	W 88-49
Nov. 25	1-vs. #6/5 Indiana	L 81-96
Nov. 26	1-vs. Colorado State	W 74-73
Nov. 30	LITTLE ROCK	W 70-48
Dec. 3	UCF	W 86-46
Dec. 11	LOUISIANA-LAFAYETTE	W 81-41
Dec. 15	NORTH CAROLINA A&T	W 79-63
Dec. 18	SAMFORD	W 91-37
Dec. 20	NORTH FLORIDA	W 77-49
Dec. 29	*at Ole Miss	L 47-79
Jan. 1	*MISSOURI	L 56-62
Jan. 5	*at #1 South Carolina	L 42-94
Jan. 8	*ALABAMA	L 57-88
Jan. 15	*at #5 LSU	L 54-84
Jan. 19	*at Mississippi State	L 58-72
Jan. 22	*OLE MISS (OT)	W 77-76
Jan. 26	*at Kentucky	W 71-68
Jan. 30	*FLORIDA	W 66-55
Feb. 5	*ARKANSAS	L 51-54
Feb. 9	*#1 SOUTH CAROLINA	L 48-83
Feb. 12	*at Alabama	L 46-69
Feb. 16	*TEXAS A&M	W 65-55
Feb. 19	*at Tennessee	L 76-83
Feb. 23	*at Georgia	L 59-70
Feb. 26	*VANDERBILT	W 78-76
Mar. 2	2-vs. (7) Georgia	L 47-63
Mar. 17	3-TULANE	+ 7 pm

All times Central. Home Games in **BOLD CAPS**.
 *SEC Game
 + = SEC Network + / ESPN3.com
 1-Las Vegas Invitational (Las Vegas, Nev.)
 2-SEC Tournament (Greenville, S.C.)
 3-WNIT (Campus Sites)

AUBURN ATHLETICS COMMUNICATIONS

WES TODDAssistant Director/WBB Contact
 wlt0006@auburn.edu
C: 334-750-5682
 KIRK SAMPSONAssociate AD
 kirk@auburn.edu

WebAuburnTigers.com
 Twitter@AuburnWBB
 Facebook/AuburnWBB
 Instagram@AuburnWBB
 Office Phone(334) 844-9800



GAME 30 Tulane (18-13)

Friday, March 17, 2023 • 7 p.m. CT
 WNIT First Round



SiteAuburn, Ala.
 VenueNeville Arena (9,121)
 TVSEC Network +
 RadioWQSI 93.9 FM (Brit Bowen, Larry DiChiara)
 Live AudioAuburnTigers.com | Auburn Athletics app
 Live Statsauburnstats.com
 Twitter@AuburnWBB
 Series RecordAuburn leads 5-2
 in AuburnAuburn leads 3-0
 Last MeetingTulane 61, Auburn 59 (Dec. 22, 2016, in New Orleans)

GAMEDAY BREAKDOWN

AUBURN TIGERS

Rankings.....AP: NR | Coaches: NR
 2022-23 Record15-14
 SEC5-11
 Home13-5
 Away1-7
 Neutral1-2
 Streak.....L1
 Head Coach.....Johnnie Harris
 Record at AU (Yrs.).....25-32 (2nd)
 Overall Record (Yrs.).....Same
 Record vs. Tulane.....0-0
 Last Gamelost to Georgia, 63-47

TULANE GREEN WAVE

Rankings.....AP: NR | Coaches: NR
 2022-23 Record18-13
 AAC7-9
 Home11-6
 Away5-5
 Neutral2-2
 Streak.....L1
 Head Coach.....Lisa Stockton
 Record at TU (Yrs.).....579-323 (29th)
 Overall Record (Yrs.).....642-350 (32nd)
 Record vs. Auburn.....2-5
 Last Gamelost to East Carolina, 69-58

STARTERS FROM AUBURN'S LAST GAME



SANIA WELLS
 G • SR • 5-7
 Moss Point, Miss.

PPG: 6.7
 RPG: 1.7
 APG: 0.9



JAKAYLA JOHNSON
 G • JR • 5-9
 Clinton, Miss.

PPG: 2.6
 RPG: 1.8
 APG: 1.3



AICHA COULIBALY
 G/F • JR • 6-0
 Mali

PPG: 16.3
 RPG: 6.4
 APG: 2.6



HONESTY SCOTT-GRAYSON
 G • R-SR • 5-8
 Brick, N.J.

PPG: 13.0
 RPG: 3.6
 APG: 2.2



KHARYSSA RICHARDSON
 F • FR • 6-2
 Douglasville, Ga.

PPG: 6.9
 RPG: 4.6
 APG: 0.2

OFF THE BENCH

No.	Pos.	Name	Ht.	Year	PPG	RPG	Hometown
0	G	Amoura Graves	6-0	So.	1.7	2.0	Ponchatoula, La.
4	G	Kaitlyn Duhon	5-10	Fr.	3.9	2.3	Houston, Texas
10	G	Sydney Shaw	5-9	Fr.	7.3	2.5	Miami, Fla.
12	G	Mar'Shaun Bostic	5-8	So.	5.0	1.8	St. Louis, Mo.
20	C	Oyindamola Akinbolawa	6-5	Fr.	1.2	1.5	Lagos, Nigeria
^21	G	Audia Young	5-7	Fr.	--	--	Tallahassee, Fla.
24	G	Carsen McFadden	5-7	So.	0.7	0.7	Fairview, Texas

^injured, out for season

Head Coach: Johnnie Harris (2nd season at Auburn)

Assistants: Fred Williams, Damitria Buchanan, Ketara Chapel

#WarEagle
#LGTW



AuburnTigers.com



@AuburnWBB | @AuburnTigers
@CoachJ_AU | @coachjharris



/AuburnWBB
/AuburnTigers

TEAM SCHEDULE AND MEDIA AVAILABILITY >> MARCH 13-19 (times Central unless noted otherwise)

MONDAY March 13	TUESDAY March 14	WEDNESDAY March 15	THURSDAY March 16	FRIDAY March 17	SATURDAY March 18	SUNDAY March 19
PRACTICE 2-5 pm Neville Arena	PRACTICE 2-5 pm Neville Arena	PRACTICE 2-5 pm Neville Arena	PRACTICE 2-5 pm Neville Arena	GAME 7:00 Auburn vs. Tulane (WNIT 1st Rd.) Interviews postgame	TBA	TBA

AUBURN ATHLETICS COMMUNICATIONS SERVICES

QUICK FACTS

AUBURNTIGERS.COM

For updated game notes, statistics and all the latest information on Auburn basketball and gameday activities, go to AuburnTigers.com.

INTERVIEW POLICIES

--Practices are open to the public and media; however, media are strongly encouraged to notify Wes Todd if they are planning to attend.
--Coach Harris, assistant coaches and student-athletes are available for phone, virtual and in-person interviews by contacting Wes Todd in the athletic communications office.
--Following home games, interviews with Coach Harris and selected players will be conducted following a 10-minute cooling-off period. Visiting players and coaches should be requested through the opponent SID. **Interviews for 2022-23 will take place in Super Suite 2 on the second level of Neville Arena.**
--Interviews following road contests will be conducted by request of the home team; postgame interviews with Coach Harris can be heard on the Auburn Sports Network radio broadcast.

CREDENTIALS

Anyone wishing to cover Auburn women's basketball should contact Wes Todd in the communications office at least one day in advance. Game credentials will be held at media will call, **which will be at the north main entrance for the 2022-23 season.** There will be no season credentials. Parking passes are not needed.

GAME DAY SERVICES

--Printed flip cards will be available at each media seat. All other information (game notes, stats, etc.) will be available on AuburnTigers.com and StatBroadcast.com. Wireless internet (AU Open) is available in the Arena.
--Media may access the floor and media work room with their credentials. Water and soft drinks will be available in the media room throughout the game. Concession vouchers are available at media will call.

VIDEO SERVICES

FTP feeds of selected Auburn basketball highlights are available for the media. Highlights and postgame press conference video will be posted following each game to ImagenCloud; visit auburn.imagencloud.com to register.

COMMUNICATIONS STAFF

Wes Todd Women's Basketball contact
cell: 334-750-5682
email: wlt0006@auburn.edu
Kirk Sampson Associate AD
cell: 334-750-1385
email: sampska@auburn.edu

GENERAL INFORMATION

Location..... Auburn, Ala.
Founded1856
Enrollment..... 31,526
Nickname Tigers
Colors..... Burnt Orange and Navy Blue
Facility (Capacity) Neville Arena (9,121)
PresidentDr. Christopher Roberts
Director of Athletics John Cohen
WBB Administrator/SWA Djenane Paul
Faculty Representative Dr. Beverly Marshall

WOMEN'S BASKETBALL HISTORY

First Year of Women's Basketball1971
All-Time Record (Years)..... 977-550 (52nd)
All-Time SEC Record (since 1981) 247-289
All-Time Home Record 466-143
at Neville Arena (since 2010)..... 119-74
NCAA Tournament Appearances 21
Last NCAA App./Result..... 2019 - First Round
SEC Regular-Season Championships 5
..... 1981, 1987, 1988, 1989, 2009
SEC Tournament Championships..... 4
..... 1981, 1987, 1990, 1997

COACHING & SUPPORT STAFF

Head Coach.....Johnnie Harris
Alma Mater, Year Arkansas Baptist, 1996
Overall Record 25-32 / 2nd year
Auburn Record 25-32 / 2nd year
Associate Head Coach (Year) Fred Williams (1st)
Associate Head Coach (Year) Damitria Buchanan (2nd)
Assistant Coach (Year) Ketara Chapel (2nd)
Strength & Conditioning Coach Jen Jones
Director of Basketball Operations Alex Stewart
Asst. Director of Operations Tra'Cee Tanner
Director of Recruiting Operations..... Connor Putnam
Director of Player Development..... Savannah Carter
Special Asst. to the Head Coach..... Reneisha Bolden
Athletic Trainer..... Faith Baxter
Graduate Assistant..... DeQuann "DQ" Gordon

GAMEDAY EXPERIENCE: NEVILLE ARENA

>> Neville Arena is in its 13th season as home of Auburn Basketball. The Tigers are 119-74 since moving to the Arena in 2010-11. The facility seats 9,121 for basketball and also hosts Auburn volleyball and gymnastics.



TEAM INFORMATION

2021-22 Record10-18
2021-22 SEC Record 2-14
SEC Finish..... 14th
Starters Returning/Lost 3/2
Letterwinners Returning/Lost 8/6
Newcomers..... 7

AUBURN TIGERS SPEED CHART

Overall: 15-14 SEC: 5-11

Head Coach: Johnnie Harris (25-32, 2nd season)

PRONUNCIATION GUIDE

Oyindamola Akinbolawa - oh-WIN-dah-MO-lah
 a-KIN-bo-LAH-wah
 Aicha Coulibaly - ay-EE-sha coo-li-BALL-ee
 Amoura Graves - ah-MOOR-ah

Romi Levy - RO-mee LEV-ee
 Sania Wells - sa-NYE-uh

Number	Name	Position	Hometown	High School	Pts	Reb	Ast	Stl	Blk	PPG	RPG	APG	FG	3FG	FT	Notes
0	AMOURA GRAVES	G/F	6-0	So.	Ponchatoula, La.	Ponchatoula HS	Season High: 5	4	3	1	2	2	2	2	2	LAST GAME (vs UGA): DNP • Career-high 8 pts, 4 reb at Vandy (1/30/22), 2-2 3FG • Played 26 gms in 21-22; 1.8 ppg, 1.8 rpg • Averaged 22.4 points as a HS senior
2	SANIA WELLS	G	5-7	Sr.	Moss Point, Miss.	East Central HS	Season High: 16	8	6	3	3	3	3	3	3	LAST GAME (vs UGA): 2 points, 1 rebound, 1 ast, 1 stl • Season-best 6 assists w/ 10 pts at UT in 5th start of '23 • 10-10 FT in 4Q to seal win vs. TAMU (2/16) • Season-high 16 pts on 6-8 FG, 4-4 FT at Kentucky • Led SEC in FT% (76-84, 90.5%) in 21-22; 6th NCAA
3	JAKAYLA JOHNSON	G	5-9	Jr.	Clinton, Miss.	Jones College	Season High: 9	6	6	2	2	2	2	2	2	LAST GAME (vs UGA): 2 assists • Matched career-high w/ 9 pts vs. ARK (2/5), all 2nd half • Career-high 6 assists in 28 minutes at Kentucky (1/26) • Enrolled at AU in spring '22 to rehab after knee injury • 2021 WBCA 2-Year College Coaches All-American
4	KAITLYN DUHON	G	5-10	Fr.	Houston, Texas	Summer Creek HS	Season High: 17	8	1	3	3	3	3	3	3	LAST GAME (vs UGA): 2 points, 1 rebound • Scored 17 pts w/ 7 reb, 3 stl, 2 blk vs. S. Alabama (11/10) • Started first 6 games of season • Avg. 17 pts, 7 reb, 3 stl, 49% FG as HS senior • State runner-up in long jump (19-8.25)
5	AICHA COULIBALY	G/F	6-0	Jr.	Mali	IMG Academy (Fla.)	Season High: 31	10	5	6	2	2	2	2	2	LAST GAME (vs UGA): 13 points, 9 reb, 3 ast, 3 stl, 1 blk • All-SEC Second Team for 2nd straight year • Career-hi 31 pts (12-20 FG) in OT win over Ole Miss • 9th career D-D vs. ALA (15 pts/10 reb); 4th in 22-23 • Missed last 3 non-con gms + ALA, LSU, SC gms w/ injury
10	SYDNEY SHAW	G	5-9	Fr.	Miami, Fla.	DME Academy	Season High: 15	5	6	4	2	2	2	2	2	LAST GAME (vs UGA): 12 points, 3 rebounds, 4 ast, 1 blk • Matched season-high with 15 pts vs. S. Carolina (2/9) • Leads Auburn with 2.5 assists/game • No. 43 overall in class of 2022 by ESPN HoopGurlz • Avg. 12.5 pts, 4.6 reb, 3.0 ast, 2.3 stl as HS senior
12	MAR'SHAUN BOSTIC	G	5-8	So.	St. Louis, Mo.	Vashon HS	Season High: 11	4	4	3	3	3	3	3	3	LAST GAME (vs UGA): 3 points, 2 rebounds • Career-high 3 blocks, season-high 3 steals at MSU (1/19) • Career-high 11 pts (4-8 FG, 3-4 FT) vs. Ole Miss • Hit first career 3-pointer vs. Samford (12/18) • Speedy defender, can outrun almost anyone in transition
20	OYINDAMOLA AKINBOLAWA	C	6-5	Fr.	Lagos, Nigeria		Season High: 6	7	-	1	2	2	2	2	2	LAST GAME (vs UGA): Played 5 minutes • 6 points, 7 rebounds in 27 minutes vs. S. Carolina (2/9) • 2 points, 3 rebounds, 2 blocks in 11 minutes at LSU • First collegiate basket vs. Alabama (1/8) • Arrived in United States Dec. 14
21	AUDIA YOUNG	F	5-9	Fr.	Tallahassee, Fla.	Florida State Univ. HS	Season High: -	-	-	-	-	-	-	-	-	Will miss 2022-23 season with torn Achilles • Avg. 16.2 pts, 3.1 reb, 2.7 ast, 1.9 stl as HS senior • Daughter of AU All-American & SEC POY Carolyn Jones-Young (88-91); will wear her mom's retired #21
23	HONESTY SCOTT-GRAYSON	G	5-8	R-Sr.	Brick, N.J.	Baylor	Season High: 31	6	6	5	1	1	1	1	1	LAST GAME (vs UGA): 7 point, 4 rebound, 2 ast, 4 stl • Career-high 6 ast, 5 stl, GW FTs on Senior Day vs. Vandy • SEC-best 23 points at UT; scored 1,000th Auburn point • Scored 1,000th career point (AU+BU) vs. Ole Miss • Career-high 31 pts vs. N.C. A&T (12/15)
24	CARSEN McFADDEN	G	5-7	Jr.	Lucas, Texas	Lovejoy HS	Season High: 4	3	1	2	-	-	-	-	-	LAST GAME (vs UGA): DNP • Career-high 4 points vs. ULL (12/3), Samford (12/18) • Hit 1st career 3-pointer vs. ASU (11/20) • Walked on in August 2020; awarded scholarship for '23 • Played in 8 games in 2021-22
33	KHARYSSA RICHARDSON	F	6-2	Fr.	Douglasville, Ga.	New Manchester HS	Season High: 15	16	1	3	3	3	3	3	3	LAST GAME (vs UGA): 6 points, 2 reb, 1 ast, 1 blk, 1 stl • Career-hi 15 pts, 16 reb, 3 blk for 1st career D-D vs. UF • SEC Freshman of the Week (1/31) • Returned 12/15 vs. NCAT; 8 pts, 6 reb in 23 mins. • Season-hi 9 rebs vs. Colo. St.; left game w/ injury in 4Q

Inside the Matchup

Auburn vs. Tulane **5-2 (.714)**

In Auburn: 3-0
 --At Neville Arena: 2-0
 In New Orleans: 2-1
 Neutral Sites: 0-1
 WNIT: 1-0
 Trend: Tulane won the last meeting

Dec. 13, 1998	L	53-64	Birmingham
Jan. 5, 2003	W	75-64 (OT)	Auburn
Dec. 5, 2004	W	54-37	New Orleans
Nov. 28, 2012	W	70-65	New Orleans
March 27, 2013	W	72-52	Auburn^
Dec. 3, 2013	W	62-52	Auburn
Dec. 22, 2016	L	59-61	New Orleans

^WNIT

Auburn Women's Basketball Quick Hitters

- Auburn is making its sixth all-time appearance in the WNIT; the Tigers are 13-4 all-time in the tournament
- Auburn won the championship in its first WNIT appearance in 2003
- The Tigers are 10-2 all-time at home in the WNIT (5-1 at Neville Arena)
- This is the eighth meeting between Auburn and Tulane in women's basketball and the second in the WNIT
- Auburn is 5-2 all-time against Tulane, 3-0 at home
- Tulane won the last meeting between the teams 61-59 in 2016 in New Orleans
- The Tigers' 78-76 win over Vanderbilt on the final day of the regular season secured a winning record for the Tigers for the first time since 2018-19
- Auburn defeated Texas A&M 65-55 on Feb. 16 for the first win over the Aggies in program history
- Senior Sania Wells scored Auburn's last 10 points of the Texas A&M win and was 10-of-10 at the free-throw line in the 4th quarter to seal the win
- Auburn's three-game SEC win streak earlier this season (Ole Miss, Kentucky, Florida) was its longest in league play since the 2016-17 season
- Aicha Coulibaly (11 pts/14 reb) and Kharyssa Richardson (15 pts/16 reb) both recorded double-doubles in the Tigers' win over Florida; it was the 8th in Coulibaly's career and first for Richardson
- Coulibaly has four double-doubles this season - 24 pts/10 reb vs. Sam Houston (11/8); 17 pts/12 reb vs. UCF (12/3); 14 pts/11 reb vs. Florida (1/30); 13 pts/10 reb at Alabama (2/12)
- Richardson was named SEC Freshman of the Week after her double-double against Florida; it was the first 15-point, 15-rebound game by an Auburn freshman since 1990
- The Tigers' win at Kentucky Jan. 26 snapped a 20-game skid in SEC road games that dated back to Feb. 27, 2020
- Aicha Coulibaly's 31 points in the win over Ole Miss (1/22) were the most by an Auburn player in an SEC game since 2017 (Katie Frerking, 32 at Texas A&M)
- The win over Ole Miss was Auburn's first overtime victory since Nov. 30, 2019, when Auburn defeated Dayton 74-72 in Estero, Fla., at the Gulf Coast Showcase
- Auburn's 77 points against Ole Miss were the most scored against the Rebels in the last two seasons
- Auburn's game at Mississippi State Jan. 19 was the first with both Honesty Scott-Grayson and Aicha Coulibaly in the lineup since Dec. 11 vs. Louisiana-Lafayette; Auburn has used 14 different starting lineups this season
- Honesty Scott-Grayson scored her 1,000th career point (Baylor + Auburn) in the win over Ole Miss on Jan. 22; she notched her 1,000th Auburn point in the game at Tennessee on Feb. 19
- Scott-Grayson scored a career-high 31 points in Auburn's win over North Carolina A&T (12/15); she also had 5 rebounds, 5 steals and 3 assists in the win
- Auburn tied a school record with 24 steals vs. Samford (12/18); the Tigers also forced 36 turnovers, the most since the 2016-17 season opener when Troy had 38

Moving On Up (Auburn Career Milestone Watch) . . .

- **Honesty Scott-Grayson** is 34th in Auburn history with 1,047 points (at Auburn); needs 59 to tie for 33rd (Samantha Williams, 1,106)
- **Honesty Scott-Grayson** has 1,121 career points (1,047 at Auburn + 74 at Baylor)
- **Honesty Scott-Grayson** is 12th in the SEC among active career leaders with 1,047 points (at Auburn)
- **Honesty Scott-Grayson** is 7th in the SEC among active career leaders with 144 steals
- **Honesty Scott-Grayson** is 10th in Auburn history in career scoring average (13.5 ppg)
- **Aicha Coulibaly** is 17th in the SEC among active career leaders with 970 points
- **Aicha Coulibaly** is 19th in the SEC among active career leaders with 428 rebounds
- **Aicha Coulibaly** is 9th in the SEC among active career leaders with 132 steals
- **Sania Wells** is 3rd in Auburn history in career free-throw percentage at 79.6% (148-176)

INDIVIDUAL CATEGORY LEADERS

Auburn	Tulane
Aicha Coulibaly - 16.3	Points.....Dynah Jones - 12.6
Aicha Coulibaly - 6.4	ReboundsMarta Galic - 6.6
Aicha Coulibaly - 2.6	Assists.....Rachel Hakes - 4.8
Aicha Coulibaly/Honesty Scott-Grayson - 2.2	Steals.....Kyren Whittington - 1.8
Kharyssa Richardson - 0.8	Blocks.....Anijah Grant - 1.1
Aicha Coulibaly - 31.5	Minutes Played.....Rachel Hakes - 33.0
Kharyssa Richardson - .428	Field Goal Percentage.....Anijah Grant - .513
Honesty Scott-Grayson - .362	3-Point Percentage.....Marta Galic - .358
Kharyssa Richardson - .755	Free-Throw Percentage.....Rachel Hakes - .866

OPENING TIP

- » Auburn women's basketball is back in the WNIT for the first time since 2014 when they play host to Tulane at 7 p.m. CT Friday, March 17, at Neville Arena.
- » Auburn is 15-14 overall and finished 5-11 in SEC play.
- » Tulane is 18-13 on the year and went 7-9 in the American Athletic Conference.

ON THE AIR

- » Brit Bowen and Larry DiChiara will have the radio call on WQSI 93.9 FM beginning at 6:45 p.m. CT. The broadcast can also be heard on AuburnTigers.com and the Auburn Athletics app.
- » The game can be seen on SEC Network + with the Auburn Sports Network radio call.

LAST TIME OUT

- » Aicha Coulibaly scored 13 points and Sydney Shaw added 12, but Georgia used a big second quarter to pull away as Auburn fell 63-47 in the second round of the SEC Tournament.
- » The Bulldogs outscored Auburn 26-15 in the second quarter, and despite the Tigers tightening down on defense in the second half, the offense was not able to make a significant dent in the Georgia lead down the stretch.
- » Shaw was strong for the Tigers off the bench, finishing with 12 points on 5-of-11 shooting with a pair of 3-pointers. She also led Auburn with four assists and pulled down three rebounds, despite playing limited second-half minutes because of foul trouble.
- » Auburn could not get much going from the field, shooting 31 percent while Georgia – despite making just one field goal in the third quarter – finished at 43 percent. Georgia also hit five 3-pointers, their most in the last seven games.

UP NEXT

- » The winner of Auburn-Tulane will face the winner of Clemson-High Point in the WNIT second round. Date, time and location are TBD.

AUBURN IN THE WNIT

- » This is Auburn's sixth appearance in the WNIT. The Tigers are 13-4 all-time in the tournament, winning the championship in their first appearance in 2003.
- » Auburn advanced to the quarterfinals in 2013, the third round in 2007 and 2014, and the second round in 2011.
- » At home, the Tigers are 10-2 in WNIT games (5-1 at Neville Arena).

AN AUBURN WIN WOULD...

- » Secure a winning record for the 2022-23 season.
- » Be Auburn's first postseason win since the 2016 NCAA Tournament.
- » Be Auburn's first WNIT win since 2014.

AUBURN-TULANE SERIES

- » This is the eighth meeting between Auburn and Tulane in women's basketball. Auburn is 5-2 all-time against the Green Wave (two words), including a 3-0 advantage in Auburn.
- » Auburn and Tulane have met once in the WNIT, with Auburn earning a 72-52 win at Neville Arena in the third round on March 27, 2013.

LAST MEETING: Dec. 22, 2016, at New Orleans Tulane 61, Auburn 59

- » Auburn fought back from a 14-point third-quarter deficit but came up just short in a 61-59 loss to Tulane in the championship game of the Tulane Classic.
- » After a slow start, the Tigers shot 51.8 percent in the second half and made a late charge to within one point midway through the fourth quarter, but Tulane hit several clutch shots down the stretch to hold on for the win.
- » Auburn was led by Katie Frerking, who scored all 15 of her points in the second half. She also led the Tigers with six rebounds and six steals. Janiah McKay shook off a slow start to finish with 13 points, and Brandy Montgomery added 11. Erica Sanders matched a career-high with four steals; the Tigers had 15 as a team.
- » After forcing just four Tulane turnovers in the first half, Auburn came away with 16 in the second half, turning the Green Wave's 20 turnovers into 27 points. But Tulane was able to control the offensive glass, pulling down 13 offensive rebounds and converting those into 11 points. Both teams made 22 field goals, and both teams made nine 3-pointers, matching a season-high for Auburn.

SCOUTING THE GREEN WAVE

- » Tulane is 18-13 overall and went 7-9 in the American Athletic Conference. The Green Wave advanced to the quarterfinals of the AAC Tournament before falling 69-58 to eventual champion East Carolina.
- » Auburn and Tulane have five common opponents this season with the same outcomes against each one. Both teams earned wins over South Alabama, Sam Houston and UCF, and both teams fell to Alabama and LSU.
- » Tulane averages 66.7 points per game while holding opponents to 60.1. The Green Wave rank 22nd nationally in field goal defense at 36.2% and 20th in 3-point defense at 26.9%.
- » Dynah Jones leads Tulane with 12.6 points per game. Rachel Hakes leads the AAC and ranks 44th nationally with 4.8 assists per game.

SCOUTING AUBURN

- » Auburn is 15-14 overall, and finished 5-11 in SEC play to finish 10th in the final standings. The Tigers' five SEC wins were a 150% improvement from the previous year, when they won two conference games.
- » Junior Aicha Coulibaly, an All-SEC Second Team selection, leads Auburn in scoring (16.3 ppg), rebounding (6.4 rpg), assists (2.6 apg) and steals (2.2 spg); she is 6th in the SEC in scoring and 3rd in steals. She has four double-doubles this season, her last coming at Alabama (13 points, 10 rebounds). In Auburn's five SEC wins, Coulibaly averaged 19.4 points, 6.8 rebounds, 3.6 assists and 2.6 steals. Coulibaly missed three SEC games with injuries.
- » Honesty Scott-Grayson averages 13.0 points to rank second on the team. She led Auburn in scoring in seven of the last eight games in non-conference play, topping the 20-point mark four times including a career-high 31 against North Carolina A&T. She is also the Tigers' top 3-point shooter, hitting 36.2% from long range (42-116). She missed the first three games of SEC play with minor injuries but returned to the bench vs. Alabama and to the starting lineup at LSU. Her best game

SEC STANDINGS & SCHEDULE*(thru games of March 15)*

	SEC Games			All Games		
	W	L	Pct.	W	L	Pct.
^South Carolina	16	0	1.000	32	0	1.000
LSU	15	1	.938	28	2	.933
Tennessee	13	3	.810	23	11	.676
Ole Miss	11	5	.688	23	8	.742
Mississippi St.	9	7	.563	21	10	.677
Alabama	9	7	.563	20	10	.667
Georgia	9	7	.563	21	11	.656
Arkansas	7	9	.438	21	12	.636
Missouri	6	10	.375	17	13	.567
AUBURN	5	11	.312	15	14	.517
Florida	5	11	.312	16	14	.533
Vanderbilt	3	13	.188	12	19	.387
Texas A&M	3	13	.125	9	20	.310
Kentucky	2	14	.125	12	19	.387

^SEC Regular-Season & Tournament Champions

NCAA TOURNAMENT**Wednesday, March 15**

6 pm - Mississippi State 70, Illinois 56

Friday, March 17

12:30 pm - Florida State vs. Georgia (at Iowa)

1 pm - Norfolk State at South Carolina

4:30 pm - Hawaii at LSU

5 pm - Mississippi State vs. Creighton (at Notre Dame)

9 pm - Ole Miss vs. Gonzaga (at Stanford)

Saturday, March 18

Noon - Saint Louis at Tennessee

4:30 pm - Alabama vs. Baylor (at UConn)

WNIT**Thursday, March 16**

5 pm - Wofford at Florida



7 pm - Illinois State at Missouri

7 pm - Louisiana Tech at Arkansas

Friday, March 17

7 pm - Tulane at Auburn

Inside the Numbers

CATEGORY	 	
	AUBURN	TULANE
Points Per Game	66.8	66.7
Scoring Margin	+0.3	+6.5
Field Goal %	39.8%	41.8%
Opp. Field Goal %	40.7%	36.2%
3 pt Field Goal %	30.7%	30.8%
Opp. 3FG %	31.1%	26.9%
Rebounds	35.2	39.1
Opp. Rebounds	39.2	36.2
Rebound Margin	-4.0	+2.9
Turnovers	16.0	16.3
Opp. Turnovers	19.3	15.1
Steals	9.9	7.5
Opp. Steals	7.2	8.3
Blocks	4.7	2.8
Opp. Blocks	3.0	3.4

Associated Press Top 25

(Final: March 13)

Rk	Team	Record	Prev
1	South Carolina (28)	32-0	1
2	Indiana	27-3	3
3	Iowa	26-6	2
4	Virginia Tech	27-4	4
5	Stanford	28-5	5
6	Connecticut	29-5	7
7	Maryland	25-6	6
8	Utah	25-4	8
9	LSU	28-2	9
10t	Villanova	28-6	10
10t	Notre Dame	25-5	11
12	Ohio State	25-7	12
13	Duke	25-6	13
14	UCLA	25-9	17
15	Texas	25-9	15
16	Oklahoma	25-6	14
17	Iowa State	22-9	17
18	Michigan	22-9	18
19	Gonzaga	28-4	16
20	North Carolina	21-10	19
21	Colorado	23-8	20
22	UNLV	31-2	21
23	Washington State	23-10	22
24	Tennessee	23-11	23
25	Arizona	21-9	24

Also receiving votes: Middle Tennessee, Creighton, Louisville, Florida Gulf Coast, Ole Miss, South Dakota State, South Florida, Toledo, USC, Princeton, NC State, Drake, Florida State.

USA TODAY Coaches' Top 25

(Week 19: March 13)

Rk	Team	Record	Prev
1	South Carolina (32)	32-0	1
2	Indiana	27-3	2
3	Iowa	26-6	3
4	Stanford	28-5	4
5	Virginia Tech	27-4	6
6	LSU	28-2	4
7	Maryland	25-6	7
8	Connecticut	29-5	9
9	Utah	25-4	8
10	Villanova	28-5	11
11	Notre Dame	25-5	10
12	Ohio State	25-7	13
13	Duke	25-6	14
14	Oklahoma	25-6	12
15	UCLA	25-9	17
16	Texas	25-9	16
17	Gonzaga	28-4	15
18	Michigan	22-9	18
19	North Carolina	21-10	19
20	Iowa State	22-9	25
21	Colorado	23-8	21
22	Florida Gulf Coast	32-3	23
23	Arizona	21-9	22
24	South Florida	26-6	20
25	UNLV	31-2	24

Also receiving votes: Tennessee, Washington State, Middle Tennessee, Creighton, Louisville, NC State, South Dakota State, Cleveland State, Baylor.

in SEC play came at Tennessee with a 23-point performance, and she hit the game-winning free throws to secure a win over Vanderbilt on her Senior Day.

» Senior Sania Wells had six big games in SEC play, scoring a season-high 16 points in the win at Kentucky along with 13 against South Carolina, Alabama and Texas A&M. She was the SEC's leading free-throw shooter last year at 90.5% (76-84) and is currently 3rd all-time at Auburn in career free-throw percentage (79.6%).

» Freshman guard Sydney Shaw scored a career-high 15 points and matched a season-best with 6 assists in the win over Louisiana-Lafayette, and she scored at least 14 points in 3 of the last 4 non-conference games. She matched that career-high with 15 points against South Carolina on Feb. 9. Shaw is Auburn's third-leading scorer for the season with 7.3 points/game.

» Auburn's newcomers have all made an immediate impact with three freshmen - Kaitlyn Duhon, Shaw and Kharyssa Richardson - starting each of the first six games. Duhon scored 17 points in the win over South Alabama. Richardson had a career night with 15 points and 16 rebounds in a win over Florida. Junior college transfer Jakayla Johnson has earned 17 starts, scoring 8+ points in four of those and posting a career-high 6 assists at Kentucky.

SCORING IN BUNCHES

» Auburn has scored at least 70 points in 15 games, topped the 80-point mark six times and scored 90-plus twice. The Tigers are 13-2 when scoring 70+ this season and 20-3 under Johnnie Harris.

» Auburn scored a season-high in a 91-37 win over Samford; it tied the highest scoring output of the Harris era (also scored 91 points against Charleston Southern in 2021-22). The Tigers' 54-point margin of victory that day was their largest since a 65-point win over Sam Houston State (119-54) in 2008.

» Auburn's 77 points in an overtime win over Ole Miss Jan. 22 were the most allowed by the Rebels in the last two seasons.

» With 32 points in the third quarter vs. North Carolina A&T, and 31 in the second period against Samford, Auburn had its first two 30-point quarters since the 2019-20 season.

AUBURN HONOR ROLL

» **Aicha Coulibaly** - All-SEC Second Team, Preseason All-SEC Second Team

» **Sydney Shaw** - SEC Freshman of the Week (12/28)

» **Kharyssa Richardson** - SEC Freshman of the Week (1/31)

» **Honesty Scott-Grayson** - SEC Community Service Team

5 + 23 = 31 (THIS MAKES SENSE, WE PROMISE)

» Auburn has had two players score 31 points in a game this year. Honesty Scott-Grayson (#23) scored a career-high 31 in a win over North Carolina A&T on Dec. 15, then Aicha Coulibaly (#5) equaled that 31-point performance with her own career-high in a thrilling overtime victory over Ole Miss on Jan. 22.

» It's the first time Auburn has had two 30-point games in the same season since Katie Frerking did it twice during the 2016-17 season,

scoring 30 points at Louisiana Tech and 32 at Texas A&M.

LAST 10 AUBURN 30-POINT GAMES

Date	Player	Opponent	Points
1/22/23	Aicha Coulibaly	Ole Miss	31
12/15/22	Honesty Scott-Grayson	N.C. A&T	31
2/7/21	Honesty Scott-Grayson	Missouri	30
12/7/19	Unique Thompson	at TCU	31
2/5/17	Katie Frerking	at Texas A&M	32
12/14/16	Katie Frerking	at LA Tech	30
3/1/15	Brandy Montgomery	Alabama	30
11/17/14	Tra'Ce'e Tanner	Grambling	31
3/3/13	Blanche Alverson	Miss. State	32
3/6/09	DeWanna Bonner	vs Ole Miss	32

SEEING DOUBLE

» Junior Aicha Coulibaly recorded the Tigers' first double-double of the season with 24 points and 10 rebounds in the season-opener vs. Sam Houston. It was the sixth of Coulibaly's career.

» Redshirt sophomore Romi Levy made the most of her second appearance of the season, scoring a career-high 16 points along with 11 rebounds in Auburn's win over Alabama State on Nov. 20 for the first double-double of her career.

» Levy picked up her second double-double of the season and of her career with 18 points and 13 rebounds - both career-highs - in Auburn's win over Little Rock Nov. 30.

» Coulibaly grabbed her second double-double of the year and seventh of her career with 17 points and 12 rebounds in the Tigers' win over UCF Dec. 3.

» Coulibaly and Kharyssa Richardson both had double-doubles in the win over Florida on Jan. 30. Richardson recorded career-highs with 15 points and 16 rebounds, and Coulibaly earned her third double-double of the season with 14 points and 11 rebounds.

» Coulibaly added a fourth double-double with 13 points and 10 rebounds at Alabama on Feb. 12.

33=15+16 (MORE BAD MATH)

» With 15 points and 16 rebounds in the win over Florida, Kharyssa Richardson provided Auburn's first 15-15 game since Unique Thompson did it nine times in her record-breaking career from 2017-21.

» Richardson became the 16th Auburn player in history to record a 15-15 game. She's also the first freshman to accomplish the feat since Laurretta Freeman had 16 points and 20 rebounds vs. Tuskegee on Jan. 27, 1990.

» Richardson is just the sixth different Auburn player to record a 15-point, 15-rebound game in SEC play in the last 30 years:

LAST TEN 15-PT/15-REB GAMES IN SEC PLAY

Date	Player	Opponent	Pts/Reb
1/30/23	Kharyssa Richardson	Florida	15/16
2/25/21	Unique Thompson	Arkansas	22/18
1/31/21	Unique Thompson	Arkansas	18/19
2/4/07	DeWanna Bonner	Miss. State	19/15
1/18/07	DeWanna Bonner	Florida	21/15
1/22/04	Le'Co'e Willingham	Alabama	17/17
1/27/96	Monique Morehouse	LSU	15/18
2/4/95	Monique Morehouse	LSU	17/20
2/21/93	Laurretta Freeman	Alabama	30/21
2/14/93	Laurretta Freeman	Florida	24/20

CUTTING IT CLOSE...

» Auburn has won two one-point games in 2022-23, the first time for that to happen in the same season since the 2018-19 season. The Tigers

defeated Ole Miss 77-76 in OT at home on Jan. 22. They also defeated Colorado State 74-73 in Las Vegas Nov. 26.

» Auburn is 5-2 in its last seven one-point games:

Date	Opponent	Location	Result
1/22/23	Ole Miss	Auburn (OT)	W 77-76
11/26/22	vs. Colorado St.	Las Vegas	W 74-73
3/1/20	Tennessee	Auburn	L 55-56
12/1/19	vs. Drake	Estero, Fla.	L 82-83
3/7/19	vs. Alabama	Greenville	W 53-52
2/3/19	Georgia	Auburn (OT)	W 59-58
11/23/16	vs. Marist	Savannah	W 52-51

DEFENSE CREATING OFFENSE

» Auburn forced Sam Houston into 33 turnovers in the season opener Nov. 8, turning those into 31 points. The 33 turnovers were the most by an Auburn opponent since the 2017-18 season when ULM had 35.

» It was another turnover feast against Samford when the Tigers forced 36, the most since the 2016 season-opener when Troy had 38. Auburn turned those 36 turnovers into a season-high 50 points.

» Auburn's best night in SEC play came at Kentucky when the Tigers turned 20 UK turnovers into 32 points. The Tigers also forced Texas A&M into 29 turnovers, converting those into 24 points. The 29 turnovers forced against A&M tie for the second-most ever by an Auburn opponent in an SEC game.

» Auburn is 32-0 all-time when forcing 30 or more turnovers in a game.

» The Tigers have forced 20 or more turnovers in 12 games this year; Auburn is 10-2 in those games.

TURNOVERS FORCED - ALL-TIME TOP 10

Date	Opponent	Turnovers	Result
12/17/00	Puerto Rico-Mayaguez	45	W 106-25
2/14/95	Lynn	40	W 107-25
12/29/03	Alabama A&M	39	W 95-28
12/5/01	Tennessee State	39	W 96-46
11/11/16	Troy	38	W 61-52
12/22/11	Central Connecticut St.	37	W 49-40
11/14/08	at Alabama A&M	37	W 91-53
12/18/22	Samford	36	W 91-37
11/29/17	ULM	35	W 67-41
12/16/15	Winthrop	35	W 76-33

TURNOVERS FORCED VS. SEC - ALL-TIME TOP 10

Date	Opponent	Turnovers	Result
3/3/13	Mississippi State	31	W 74-65
2/16/23	Texas A&M	29	W 65-55
1/2/20	at Vanderbilt	29	L 55-77
2/23/17	LSU	29	W 54-49
2/4/16	Vanderbilt	29	W 53-45
2/23/12	Alabama	29	W 81-40
1/9/00	South Carolina	29	W 73-50
1/9/93	Arkansas	29	W 68-49
2/3/19	Georgia	28	W 59-58
2/11/21	at Georgia	28	L 54-74

WORKING OVERTIME

» Auburn is 23-22 all-time in overtime games.

The Tigers' last OT game was a 77-76 home win over Ole Miss on Jan. 22, 2023.

LAST 10 OVERTIME GAMES

Date	Opponent	Location	Result
1/22/23	Ole Miss	Auburn	W 77-76
1/6/22	at Missouri	Columbia	L 63-72
2/20/20	Mississippi State	Auburn	L 85-92

11/30/19	Dayton	Estero, Fla.	W 76-74
2/3/19	Georgia	Auburn	W 59-58
12/20/18	North Carolina	Myrtle Beach	W 86-81
2/20/17	Alabama	Auburn	L 61-63
12/18/16	Virginia Tech	Auburn	L 87-92
1/24/16	Arkansas	Auburn	W 71-60
12/13/15	at Marquette	Milwaukee	L 69-70

ON THIS DATE

» Auburn is 4-1 all-time on March 17. Four of those five games have been in the NCAA Tournament. The last game on St. Patrick's Day came in 2017, a 62-48 loss to NC State in the first round of the NCAA Tournament in Austin, Texas.

» Auburn has played one WNIT game on March 17, a 68-54 win at Tennessee Tech in 2011.

TIGERS IN THE PROS

» DeWanna Bonner, a 2009 Auburn graduate, completed her 13th season in the WNBA in 2022, her third with the Connecticut Sun. A four-time WNBA All-Star, Bonner helped lead the Sun to the WNBA finals, where they fell to the Las Vegas Aces. She is currently playing for CBK Mersin Yanisehir in Turkey.

» Former Tiger Charlene Thomas-Swinson, who played at Auburn from 1984-87, was an assistant coach for the Las Vegas Aces, who won the 2022 WNBA title. Joining her in the WNBA coaching ranks is former All-SEC performer Le'Coe Willingham, who completed her second season as an assistant for the Dallas Wings.

» Unique Thompson, a 2021 graduate, averaged 29.7 points and 15.1 rebounds for the Albury-Wodonga Bandits of Australia's NBL1 over the summer. She is currently playing for Nadezhda Orenburg in Russia. Thompson was the No. 19 pick in the 2021 WNBA Draft by the Indiana Fever, and she signed a training camp contract with the Dallas Wings in 2022, but has not played in a WNBA regular-season game.

ROLLING WITH COACH D

» With three players and head coach Johnnie Harris unavailable for the Tigers' game Nov. 10 vs. South Alabama due to illness, associate head coach Damitria Buchanan assumed the role of acting head coach. She also was called upon to fill in as Harris was ill again Nov. 30 as the Tigers played Little Rock. With the two wins, she remains undefeated as a head coach - her 7th grade team at A&M Consolidated Middle School in College Station, Texas, won every game they played during the 2010-11 season, right after she graduated from Texas A&M.

» Buchanan was selected to participate in the inaugural WBCA Next Generation Institute, a high-level education program for experienced assistant coaches who aspire to become head coaches at the collegiate level. The institute will coincide with the 2023 WBCA Convention at the Women's Final Four March 31-April 2 in Dallas.

STARTING ON DAY ONE

» Three true freshmen were in the starting lineup on opening night against Sam Houston. It is believed to be the first time for three true freshmen to start their first game as an Auburn Tiger.

» Kaitlyn Duhon, Kharyssa Richardson and Sydney Shaw were in the starting lineup for their first game on the Plains. With 16 minutes off the bench for freshman Mya Patcher, freshmen

Auburn in the SEC & NCAA Stats

(Thru end of regular season)

Category	Value	SEC	NCAA
Scoring Offense	66.8	12th	143rd
Scoring Defense	66.5	9th	232nd
Scoring Margin	+0.3	10th	183rd
Free Throw Pct.	.677	10th	266th
Field Goal Pct.	.398	12th	214th
Field Goal Pct. Def.	.407	12th	199th
3-pt FG Pct.	.307	9th	187th
3-pt FG Pct. Def.	.311	7th	175th
Rebounds	35.2	10th	233rd
Rebound Margin	-4.0	13th	283rd
Blocks	4.7	5th	24th
Assists	12.3	12th	210th
Steals	9.9	2nd	28th
Turnover Margin	+3.3	2nd	50th
Turnovers Forced	19.3	3rd	33rd
Assist/Turnover	0.8	12th	218th

INDIVIDUALS (All Games)

Scoring

Aicha Coulibaly	16.3	6th	104th
-----------------	------	-----	-------

Rebounds

Aicha Coulibaly	6.4	13th	--
-----------------	-----	------	----

Field Goal Pct.

Aicha Coulibaly	.412	11th	208th
-----------------	------	------	-------

Free Throw Percentage

Aicha Coulibaly	.667	13th	--
-----------------	------	------	----

Steals

Aicha Coulibaly	2.22	3rd	68th
Honesty Scott-Grayson	2.19	4th	72nd

Offensive Rebounds

Aicha Coulibaly	2.3	12th	--
-----------------	-----	------	----

Defensive Rebounds

Aicha Coulibaly	4.1	15th	--
-----------------	-----	------	----

NCAA NET Report (AU & Opponents)

(Selection Sunday)

Rk	Team	Record	AU Result
1	South Carolina	32-0	L/L
3	LSU	28-2	L
5	Indiana	27-3	L
15	Tennessee	23-11	L
25	Ole Miss	23-8	L/W
29	Alabama	20-10	L/L
33	Georgia	21-11	L/L
39	Mississippi State	20-10	L
48	Arkansas	21-12	L
56	Missouri	17-13	L
74	Georgia Tech	13-16	L
80	Kentucky	12-19	W
83	Florida	16-14	W
85	AUBURN	15-14	
86	Colorado State	16-10	W
100	Vanderbilt	12-19	W
111	Texas A&M	9-20	W
148	UCF	14-15	W
194	Louisiana-Lafayette	13-15	W
201	Little Rock	21-10	W
215	Sam Houston	11-17	W
218	North Carolina A&T	15-12	W
261	Samford	10-17	W
299	Alabama State	15-15	W
338	South Alabama	6-23	W
341	North Florida	5-20	W

Auburn Career Free-Throw Pct. (min 150 att.)

No.	Player	Years	Pct. (FT-FTA)
1.	Carolyn Jones	1988-91	.810 (438-541)
2.	Kristen Mulligan	1992-96	.7958 (191-240)
3.	Sania Wells	2019-pres.	.7957 (148-186)
4.	DeWanna Bonner	2005-09	.795 (600-777)
5.	Laticia Morris	1995-97	.787 (233-296)
6.	Whitney Boddie	2005-09	.777 (219-282)
7.	Linda Godby	1986-90	.774 (185-239)
8.	Janiah McKay	2015-19	.768 (443-577)
9.	Brenda Hill	1982-83	.76752 (208-271)
10.	Helene Baroody	1983-87	.76732 (155-202)

Auburn Career Scoring Average

No.	Player	Years	FG%
1.	Marianne Merritt	1975-79	20.4
2.	Carolyn Jones	1988-91	18.3
3.	Becky Jackson	1980-84	17.8
4.	DeWanna Bonner	2005-09	17.2
5.	Vickie Orr	1985-89	15.5
6.	Conswella Sparrow	1997-2000	14.5
7.	Unique Thompson	2017-21	14.1
8.	Natasha Brackett	2001-05	14.0
9.	C.C. Hayden	1989-92	13.6
10.	Honesty Scott-Grayson	2020-pres.	13.5

combined for 31 points in the season-opening win over Sam Houston. True freshmen starting opening night since 2005:

Year	Freshman Starter	Opponent	Stats
2022	Kaitlyn Duhon	Sam Houston	9 pts, 8 reb
2022	Kharyssa Richardson	Sam Houston	5 pts, 7 reb
2022	Sydney Shaw	Sam Houston	12 pts, 3 ast
2020	Aicha Coulibaly	USC Upstate	4 pts, 6 reb
2019	Annie Hughes	Wofford	10 pts, 4 ast
2017	Unique Thompson	@Va. Tech	9 pts, 16 reb
2013	Katie Frerking	Ga. Southern	8 pts, 3 reb
2011	Hasina Muhammad	@Mercer	12 pts, 2 reb
2008	Morgan Jennings	@Ala. A&M	4 pts, 4 reb
2005	Sherell Hobbs	UT Pan-Am.	6 pts, 5 reb
2005	DeWanna Bonner	UT Pan-Am.	19 pts, 4 reb

WELCOME TO THE FAMILY

» Auburn signed two highly-rated post players in the early signing period in November. The Tigers will welcome Timya Thurman (6-4, Linden, Ala.) and Savannah Scott (6-5, Conway, Ark.) to the Plains for the 2023-24 school year.

IT DIDN'T COUNT, BUT...

» The Tigers earned an 81-59 win over Tuskegee in an exhibition game at Neville Arena on Nov. 3. Honesty Scott-Grayson led three players in double figures with 17 points; Aicha Coulibaly had a double-double with 16 points and 12 rebounds.

THIS, THAT AND THE OTHER

» Redshirt senior Honesty Scott-Grayson graduated from Auburn in December 2022. She is the Tigers' lone player to wear the SEC Graduate patch this season.

» Scott-Grayson is also part of the SEC Women's Basketball Leadership Council.

» Auburn women's basketball was featured on the Feb. 6 episode of "SEC Inside," whose film crew was in town to document the Tigers' preparation for the Jan. 22 game against Ole Miss.

Auburn Career Scoring

No.	Player	Years	Points
1.	DeWanna Bonner	2005-09	2,162
2.	Becky Jackson	1980-84	2,068
3.	Vickie Orr	1985-89	2,035
4.	Marianne Merritt	1975-79	1,979
5.	Carolyn Jones	1988-91	1,831
6.	Natasha Brackett	2001-05	1,716
7.	Janiah McKay	2015-19	1,647
8.	Brandy Montgomery	2013-17	1,644
9.	Mae Ola Bolton	1984-88	1,616
10.	Alli Smalley	2007-11	1,601
11.	Angie Hannah	1978-82	1,583
12.	Unique Thompson	2017-21	1,540
13.	Tyrese Tanner	2010-14	1,515
14.	Le'Coie Willingham	1999-03	1,475
15.	Lori Monroe	1979-83	1,415
16.	Tasha Hamilton	1997-01	1,402
17.	Sherell Hobbs	2005-09	1,372
18.	Linda Godby	1986-90	1,365
19.	Tra'Ce'e Tanner	2012-16	1,327
20.	Debra Larkin	1981-85	1,310
21.	C.C. Hayden	1989-92	1,306
22.	Katie Frerking	2013-17	1,271
23.	Conswella Sparrow	1997-00	1,249
24.	Blanche Alverson	2009-13	1,244
25.	Brenda Hill	1981-85	1,222
26.	Daisa Alexander	2016-20	1,215
27.	Monique Morehouse	1992-96	1,191
28.	Lauretta Freeman	1989-93	1,188
29.	Hasina Muhammad	2001-15	1,184
	Sharon Stewart	1984-88	1,184
31.	Ruthie Bolton	1985-89	1,176
32.	Tiffany Krantz	1996-2000	1,136
33.	Samantha Williams	1992-96	1,106
34.	Honesty Scott-Grayson	2020-pres.	1,047
35.	KeKe Carrier	2005-10	1,017
36.	Helene Baroody	1983-87	1,011
--	Aicha Coulibaly	2020-pres.	970

Auburn WNIT History

Appearances
5
All-Time Record
13-4 (.765)
Best Finish
Champions - 2003

2014
Furman..... W 78-64
Old Dominion..... W 82-59
at Mississippi State..... L 54-59

WNIT Tournament Record vs. Schools

School	W-L	Pct.
Alabama-Birmingham	2-0	1.000
Baylor	1-0	1.000
Creighton	1-0	1.000
Drexel	0-1	.000
Florida State	1-0	1.000
Furman	1-0	1.000
Kansas State	0-1	.000
Mississippi State	0-1	.000
Richmond	1-0	1.000
Old Dominion	1-0	1.000
South Alabama	1-0	1.000
Tennessee Tech	1-0	1.000
Toledo	0-1	.000
Tulane	1-0	1.000
Virginia Tech	1-0	1.000
Western Kentucky	1-0	1.000
Total	13-4	.786

2003
CHAMPIONS
South Alabama..... W 77-53
Florida State..... W 68-57
Richmond..... W 59-53
at Creighton..... W 73-62
at Baylor..... W 64-63

2007
UAB..... W 74-60
Virginia Tech..... W 81-73
Kansas State..... L 67-54

2011
at Tennessee Tech..... W 68-54
at Toledo..... L 67-52

2013
UAB..... W 80-57
Western Kentucky..... W 84-66
Tulane..... W 72-52
Drexel..... L 43-56

Auburn WNIT Game-by-Game Statistics

	DATE	FG	FGA	PCT	3P	3PA	PCT	FT	FTA	PCT	O	D	TOT	PF	A	TO	BS	ST	TP
2003																			
AUBURN	03/19/03	30	59	.508	8	20	.400	9	12	.750	12	37	49	10	18	12	3	1	77
South Alabama		19	61	.311	10	28	.357	5	6	.833	6	18	24	9	13	5	0	9	53
AUBURN	3/23/03	25	59	.424	8	24	.333	10	14	.714	15	24	39	10	15	12	1	7	68
Florida State		24	61	.393	3	11	.273	6	11	.545	17	23	40	15	13	13	1	8	57
AUBURN	3/31/03	27	54	.500	4	7	.571	15	18	.833	8	31	39	9	11	13	6	11	73
Creighton		22	63	.349	12	32	.375	6	6	1.000	10	21	31	12	17	11	2	5	62
AUBURN	3/26/03	22	62	.355	4	20	.200	11	17	.647	17	21	38	13	12	8	2	11	59
Richmond		23	53	.434	3	14	.214	4	8	.500	10	25	35	14	16	14	1	6	53
AUBURN	4/4/03	25	74	.338	5	20	.250	9	16	.563	19	24	43	19	16	6	4	10	64
Baylor		18	56	.321	3	15	.200	24	30	.800	15	32	47	16	14	14	7	5	63
2007																			
AUBURN	3/18/07	26	61	.426	0	6	.000	22	26	.846	13	31	44	17	10	17	6	9	74
UAB		21	62	.339	1	17	.590	17	18	.944	9	25	34	19	6	14	1	7	60
AUBURN	3/22/07	29	53	.547	4	5	.800	19	27	.704	7	19	26	16	12	13	5	11	81
Virginia Tech		28	56	.500	6	15	.400	11	14	.786	10	21	31	19	17	19	0	6	73
AUBURN	3/25/07	21	53	.396	2	4	.500	10	13	.769	6	27	33	17	12	17	6	8	54
Kansas State		24	58	.414	9	22	.409	10	15	.667	10	24	34	12	21	13	5	8	67
2011																			
AUBURN	3/17/11	25	57	.439	2	11	.182	16	23	.696	15	32	47	19	16	12	8	4	68
Tennessee Tech		20	64	.313	5	19	.263	9	14	.643	16	20	36	19	8	10	1	6	54
AUBURN	3/19/11	19	61	.311	3	21	.143	11	15	.733	16	20	36	16	10	22	1	9	52
Toledo		27	61	.443	3	16	.188	10	15	.667	17	27	44	17	14	20	2	6	67
2013																			
AUBURN	3/20/13	31	69	.449	5	12	.417	13	21	.619	19	24	43	17	15	13	2	14	80
UAB		20	52	.385	6	19	.316	11	13	.846	8	24	32	18	13	23	5	8	57
AUBURN	3/24/13	35	76	.461	5	17	.294	9	14	.643	19	28	47	15	25	19	3	20	84
Western Kentucky		23	65	.354	10	31	.323	10	16	.625	17	23	40	15	16	26	2	8	66
AUBURN	3/27/13	24	54	.444	5	12	.417	19	27	.704	15	31	46	14	14	17	5	11	72
Tulane		21	63	.333	4	22	.182	6	11	.545	15	18	33	18	15	14	4	9	52
AUBURN	3/30/13	17	62	.274	3	15	.200	6	17	.353	20	22	42	15	8	9	4	6	43
Drexel		22	58	.379	7	22	.318	5	7	.714	13	28	41	14	12	9	1	5	56
2014																			
AUBURN	3/20/14	27	61	.443	4	14	.286	20	28	.714	11	32	43	19	18	13	6	13	78
Furman		21	57	.368	9	23	.391	13	21	.619	8	28	36	21	13	17	0	5	64
AUBURN	3/24/14	35	69	.507	3	7	.429	9	12	.750	15	27	42	17	29	13	10	9	82
Old Dominion		19	57	.333	9	21	.429	12	17	.706	11	19	30	13	12	20	3	7	59
AUBURN	3/27/14	20	46	.435	0	3	.000	14	24	.583	9	26	35	27	8	26	5	14	54
Mississippi State		19	51	.373	2	10	.200	19	33	.576	13	22	35	17	12	23	6	11	59

WNIT Team Records

Points

	Points	Date	Opponent
1.	84	March 24, 2013	Western Kentucky
2.	82	March 24, 2014	Old Dominion
3.	81	March 22, 2007	Virginia Tech
4.	80	March 20, 2013	Alabama-Birmingham
5.	77	March 19, 2003	South Alabama

1st Half Points

	Points	Date	Opponent
1.	52	March 31, 2003	Creighton
2.	49	March 24, 2013	Western Kentucky
3.	39	March 23, 2003	Florida State
4.	37	March 22, 2007	Virginia Tech
5.	35	March 19, 2003	South Alabama
	35	March 18, 2007	Alabama-Birmingham

2nd Half Points

	Points	Date	Opponent
1.	53	March 20, 2013	Alabama-Birmingham
2.	52	March 24, 2014	Old Dominion
3.	46	March 20, 2014	Furman
4.	44	March 22, 2007	Virginia Tech
5.	42	March 19, 2003	South Alabama
	42	March 27, 2013	Tulane

Field Goal Attempts

	FGA	Date	Opponent
1.	76	March 24, 2013	Western Kentucky
2.	74	April 4, 2003	Baylor
3.	69	March 24, 2014	Old Dominion
	69	March 20, 2013	Alabama-Birmingham
5.	62	March 26, 2003	Richmond
	62	March 30, 2013	Drexel

Field Goals Made

	FGM	Date	Opponent
1.	35	March 20, 2014	Old Dominion
	35	March 24, 2013	Western Kentucky
3.	31	March 20, 2013	Alabama-Birmingham
4.	30	March 19, 2003	South Alabama
5.	29	March 22, 2007	Virginia Tech

Field Goal Percentage

	FG%	FGM	FGA	Date	Opponent
1.	54.7	29	53	March 22, 2007	Virginia Tech
2.	50.8	30	59	March 19, 2003	South Alabama
3.	50.7	35	69	March 24, 2014	Old Dominion
4.	50.0	27	54	March 31, 2003	Creighton
5.	46.1	35	76	March 24, 2013	Western Kentucky
	44.9	31	69	March 20, 2013	UAB

3-Point Field Goal Attempts

	3FGA	Date	Opponent
1.	24	March 23, 2003	Florida State
2.	21	March 19, 2011	Toledo
3.	20	March 26, 2003	Richmond
	20	March 19, 2003	South Alabama
	20	April 4, 2003	Baylor

3-Point Field Goals Made

	3FGM	Date	Opponent
1.	8	March 19, 2003	South Alabama
	8	March 23, 2003	Florida State
3.	5	April 4, 2003	Baylor
	5	March 20, 2013	Alabama-Birmingham
	5	March 24, 2013	Western Kentucky
	5	March 27, 2013	Tulane

3-point Field Goal Percentage (Minimum 5 attempts)

	3FG%	FGM	FGA	Date	Opponent
1.	80.0	4	5	March 22, 2007	Virginia Tech
2.	57.1	4	7	March 31, 2003	Creighton
3.	42.9	4	14	March 20, 2014	Furman
4.	41.7	5	12	March 20, 2013	UAB
	41.7	5	12	March 27, 2013	Tulane

Free Throw Attempts

	FTA	Date	Opponent
1.	28	March 20, 2014	Furman
2.	27	March 22, 2007	Virginia Tech
	27	March 27, 2013	Tulane
4.	26	March 18, 2007	Alabama-Birmingham
5.	24	March 27, 2014	Mississippi State

Free Throws Made

	FTM	Date	Opponent
1.	22	March 18, 2007	Alabama-Birmingham
2.	19	March 22, 2007	Virginia Tech
	19	March 27, 2013	Tulane
4.	16	March 17, 2011	Tennessee Tech
5.	15	March 31, 2003	Creighton

Free Throw Percentage

	FT%	FGM	FGA	Date	Opponent
1.	84.6	22	26	March 18, 2007	UAB
2.	83.3	15	18	March 31, 2003	Creighton
3.	76.9	10	13	March 25, 2007	Kansas State
4.	75.0	9	12	March 24, 2014	Old Dominion
	75.0	9	12	March 19, 2003	South Alabama

Rebounds

	Reb	Date	Opponent
1.	49	March 19, 2003	South Alabama
2.	47	March 17, 2011	Tennessee Tech
	47	March 24, 2013	Western Kentucky
4.	46	March 27, 2013	Tulane
5.	44	March 18, 2007	Alabama-Birmingham

Assists

	Assists	Date	Opponent
1.	29	March 24, 2014	Old Dominion
2.	25	March 24, 2013	Western Kentucky
3.	18	March 20, 2014	Furman
	18	March 19, 2003	South Alabama
5.	16	April 4, 2003	Baylor
	16	March 17, 2011	Tennessee Tech

Blocks

	Blocks	Date	Opponent
1.	10	March 24, 2014	Old Dominion
2.	8	March 17, 2011	Tennessee Tech
3.	6	March 20, 2013	Furman
	6	March 18, 2007	UAB
	6	March 25, 2007	Kansas State
	6	March 31, 2003	Creighton

Steals

	Steals	Date	Opponent
1.	20	March 24, 2013	Western Kentucky
2.	14	March 27, 2013	Mississippi State
	14	March 20, 2013	Alabama-Birmingham
3.	13	March 20, 2014	Furman
4.	11	March 31, 2003	Creighton
	11	March 26, 2003	Richmond
	11	March 22, 2007	Virginia Tech
	11	March 27, 2013	Tulane

Turnovers Forced

	TOs Forced	Date	Opponent
1.	26	March 24, 2013	Western Kentucky
2.	23	March 27, 2014	Mississippi State
	23	March 20, 2013	Alabama-Birmingham
3.	20	March 24, 2014	Old Dominion
	20	March 19, 2011	Toledo
5.	19	March 22, 2007	Virginia Tech

Margin of Victory

	Margin	Date	Opponent
1.	24	March 19, 2003	South Alabama
2.	23	March 24, 2014	Old Dominion
	23	March 20, 2013	Alabama-Birmingham
4.	20	March 27, 2013	Tulane
5.	18	March 24, 2013	Western Kentucky

WNIT Individual Records

Points

	Points	Name	Opponent (Date)
1.	29	Tyrese Tanner	Alabama-Birmingham (March 20, 2013)
2.	27	DeWanna Bonner	Virginia Tech (March 22, 2007)
	27	Hasina Muhammad	Western Kentucky (March 24, 2013)
4.	26	Natasha Brackett	Creighton (March 31, 2003)
5.	25	Tyrese Tanner	Tulane (March 27, 2013)

Field Goal Attempts

	FGA	Name	Opponent (Date)
1.	21	Tyrese Tanner	Old Dominion (March 24, 2014)
	21	Tyrese Tanner	Alabama-Birmingham (March 20, 2013)
3.	20	Tyrese Tanner	Western Kentucky (March 24, 2013)
4.	19	Hasina Muhammad	Western Kentucky (March 24, 2013)
5.	17	Natasha Brackett	South Alabama (March 19, 2003)
	17	Tyrese Tanner	Tulane (March 27, 2013)
	17	Tyrese Tanner	Drexel (March 30, 2013)

Field Goals Made

	FGM	Name	Opponent (Date)
1.	12	Tyrese Tanner	Old Dominion (March 24, 2014)
	12	Tyrese Tanner	Alabama-Birmingham (March 20, 2013)
3.	11	Hasina Muhammad	Western Kentucky (March 24, 2013)
4.	10	Natasha Brackett	Creighton (March 31, 2003)
	10	Tyrese Tanner	Western Kentucky (March 24, 2013)

Field Goal Percentage (Minimum 5 FGs Made)

	FG%	FGM	FGA	Name	Opponent (Date)
1.	100.0	6	6	Peyton Davis	Old Dominion (March 24, 2014)
2.	87.5	7	8	Tra' Cee Tanner	Furman (March 20, 2014)
3.	83.3	5	6	Khady Dieng	Furman (March 20, 2014)
	83.3	5	6	Tia Miller	South Alabama (March 19, 2003)
	83.3	5	6	KeKe Carrier	Kansas State (March 25, 2007)

3-Point Field Goal Attempts

	3FGA	Name	Opponent (Date)
1.	11	Brandy Montgomery	Furman (March 20, 2014)
2.	10	Blanche Alverson	Drexel (March 30, 2013)
3.	8	Natasha Brackett	Florida State (March 23, 2003)
	8	Natasha Brackett	Richmond (March 26, 2003)
5.	7	Natasha Brackett	South Alabama (March 19, 2003)
	7	Nicole Louden	Baylor (April 4, 2003)
	7	Camille Glymph	Toledo (March 19, 2011)
	7	Blanche Alverson	Western Kentucky (March 24, 2013)

3-Point Field Goals Made

	3FGM	Name	Opponent (Date)
1.	4	Tamela McCorvey	Virginia Tech (March 22, 2007)
2.	3	Brandy Montgomery	Furman (March 20, 2014)
	3	Natasha Brackett	South Alabama (March 19, 2003)
	3	Mandisa Stevenson	South Alabama (March 19, 2003)
	3	Nicole Louden	Baylor (April 4, 2003)
	3	Natasha Brackett	Florida State (March 23, 2003)
	3	Blanche Alverson	Drexel (March 30, 2013)

3-Point Field Goal Percentage (Minimum 3 3FGs Made)

	3FG%	3FGM	3FGA	Name	Opponent (Date)
1.	80.0	4	5	Tamela McCorvey	Virginia Tech (March 22, 2007)
2.	75.0	3	4	Mandisa Stevenson	South Alabama (March 19, 2003)
3.	42.9	3	7	Natasha Brackett	South Alabama (March 19, 2003)
	42.9	3	7	Nicole Louden	Baylor (April 4, 2003)
5.	37.5	3	8	Natasha Brackett	Florida State (March 23, 2003)

Free Throw Attempts

	FTA	Name	Opponent (Date)
1.	14	DeWanna Bonner	Virginia Tech (March 22, 2007)
2.	12	Tyrese Tanner	Tulane (March 27, 2013)
3.	10	Meagan Tucker	Furman (March 20, 2014)
	10	Alli Smalley	Tennessee Tech (March 17, 2011)
5.	8	Brandy Montgomery	Mississippi State (March 27, 2014)

Free Throws Made

	FTM	Name	Opponent (Date)
1.	11	Tyrese Tanner	Tulane (March 27, 2013)
2.	9	DeWanna Bonner	Virginia Tech (March 22, 2007)
	9	Alli Smalley	Tennessee Tech (March 17, 2011)
4.	8	Meagan Tucker	Furman (March 20, 2014)
4.	6	Tyrese Tanner	Toledo (March 19, 2011)
	6	Jordan Greenleaf	Alabama-Birmingham (March 18, 2007)
	6	Whitney Boddie	Alabama-Birmingham (March 18, 2007)

Free Throw Percentage (Minimum 5 FTs Made)

	FT%	FTM	FTA	Name	Opponent (Date)
1.	100.0	6	6	Khady Dieng	Furman (March 20, 2014)
	100.0	6	6	Jordan Greenleaf	UAB (March 18, 2007)
	100.0	6	6	Tyrese Tanner	Toledo (March 19, 2011)
3.	90.0	9	10	Alli Smalley	Tennessee Tech (March 17, 2011)
4.	91.7	11	12	Tyrese Tanner	Tulane (March 27, 2013)
5.	85.7	6	7	Whitney Boddie	UAB (March 18, 2007)

Rebounds

	Reb	Name	Opponent (Date)
1.	15	Tia Miller	South Alabama (March 19, 2003)
2.	11	Tyrese Tanner	Tulane (March 27, 2013)
3.	10	Peyton Davis	Mississippi State (March 27, 2014)
	10	Le'Coe Willingham	Creighton (March 31, 2003)
5.	9	Peyton Davis	Old Dominion (March 24, 2014)
	9	DeWanna Bonner	Virginia Tech (March 22, 2007)
	9	Blanche Alverson	Tennessee Tech (March 17, 2011)
	9	Tia Miller	Richmond (March 26, 2003)
	9	Blanche Alverson	Western Kentucky (March 24, 2013)
	9	Hasina Muhammad	Western Kentucky (March 24, 2013)
	9	Tyrese Tanner	Western Kentucky (March 24, 2013)
	9	Hasina Muhammad	Drexel (March 30, 2013)

Assists

	Assists	Name	Opponent (Date)
1.	8	Kiani Parker	Furman (March 20, 2014)
2.	7	Alli Smalley	Tennessee Tech (March 17, 2011)
	7	Whitney Boddie	Virginia Tech (March 22, 2007)
	7	Natasha Brackett	Baylor (April 4, 2003)
	7	Blanche Alverson	Western Kentucky (March 24, 2013)
	7	Najat Ouardad	Western Kentucky (March 24, 2013)
	7	Najat Ouardad	Tulane (March 27, 2013)

Blocks

	Blocks	Name	Opponent (Date)
1.	4	Tra' Cee Tanner	Old Dominion (March 24, 2014)
	4	Marita Payne	Baylor (April 4, 2003)
	4	Jordan Greenleaf	Alabama-Birmingham (March 18, 2007)
4.	3	Hasina Muhammad	Mississippi State (March 27, 2014)
	3	KeKe Carrier	Kansas State (March 25, 2007)
	3	Nicole Louden	Creighton (March 31, 2003)
	3	Tyrese Tanner	Tennessee Tech (March 17, 2011)
	3	Tyrese Tanner	Western Kentucky (March 24, 2013)
	3	Tyrese Tanner	Tulane (March 27, 2013)

Steals

	Steals	Name	Opponent (Date)
1.	6	Blanche Alverson	Western Kentucky (March 24, 2013)
2.	5	Nicole Louden	Richmond (March 26, 2003)
3.	4	Hasina Muhammed	Mississippi State (March 27, 2014)
	4	Allina Starr	Mississippi State (March 27, 2014)
	4	Kiani Parker	Furman (March 20, 2014)
	4	Whitney Boddie	Virginia Tech (March 22, 2007)
	4	Tyrese Tanner	Alabama-Birmingham (March 20, 2013)
	4	Hasina Muhammad	Alabama-Birmingham (March 20, 2013)
	4	Najat Ouardad	Western Kentucky (March 24, 2013)
	4	Tyrese Tanner	Western Kentucky (March 24, 2013)
	4	Hasina Muhammad	Tulane (March 27, 2013)

Auburn WNIT Career Records

Field Goals

Rk	Player	Years	FG
1.	Tyrese Tanner	11, 13, 14	66
2.	Natasha Brackett	03	32
3.	Hasina Muhammad	13, 14	27
4.	Tia Miller	03	25
5.	Tra'cee Tanner	13, 14	22
6.	Blanche Alverson	11, 13	20
7.	Peyton Davis	11, 13, 14	19
8.	DeWanna Bonner	07	18
9.	Le'coe Willingham	03	17
10.	Nicole Louden	03	15
10.	Sherell Hobbs	07	13

Field Goal Attempts

Rk	Player	Years	FGA
1.	Tyrese Tanner	11, 13, 14	136
2.	Natasha Brackett	03	72
3.	Hasina Muhammad	13, 14	71
4.	Blanche Alverson	11, 13	62
5.	Nicole Louden	03	47
6.	Tia Miller	03	44
7.	Peyton Davis	11, 13, 14	40
8.	Tra'cee Tanner	13, 14	39
	Le'coe Willingham	03	39
10.	DeWanna Bonner	07	37

Field Goal PCT. (20 att.)

Rk	Player	Years	PCT
1.	Tia Miller	03	.568 (25-44)
2.	Tra'cee Tanner	13, 14	.564 (22-39)
3.	DeWanna Bonner	07	.486 (18-37)
4.	Peyton Davis	11, 13, 14	.475 (19-40)
5.	Tyrese Tanner	11, 13, 14	.485 (66-136)

3-Point Field Goals

Rk	Player	Years	3FG
1.	Natasha Brackett	03	10
	Blanche Alverson	11, 13	10
3.	Nicole Louden	03	7
4.	Chadarryl Clay	13	6
5.	Brandy Montgomery	14	5
	LaKeisha Johnson	03	5
	Tamela McCorvey	07	5

3-Point Field Goal Attempts

Rk	Player	Years	ATT
1.	Blanche Alverson	11, 13	38
2.	Natasha Brackett	03	30
3.	Nicole Louden	03	21
4.	Brandy Montgomery	14	17
5.	Chadarryl Clay	13	16

3-Point Field Goals Pct. (10 Att.)

Rk	Player	Years	Pct.
1.	Tamela McCorvey	07	.500 (5-10)
2.	LaKeisha Johnson	03	.385 (5-13)
3.	Chadarryl Clay	13	.375 (6-16)
4.	Natasha Brackett	03	.333 (10-30)
	Nicole Louden	03	.333 (7-21)

Free Throws

Rk	Player	Years	FT
1.	Tyrese Tanner	11, 13, 14	35
2.	DeWanna Bonner	07	16
3.	Whitney Boddie	07	14
4.	Natasha Brackett	03	13

5.	Tra'cee Tanner	13, 14	12
	Hasina Muhammad	13, 14	12
7.	Tia Miller	03	11
	Alli Smalley	11	11
9.	Le'coe Willingham	03	10
10.	Khady Dieng	14	8
	Meagan Tucker	14	8
	Sherell Hobbs	07	8

Free Throw Attempts

Rk	Player	Years	FT
1.	Tyrese Tanner	11, 13, 14	47
2.	Hasina Muhammad	13, 14	23
3.	DeWanna Bonner	07	22
4.	Tra'cee Tanner	13, 14	21
5.	Tia Miller	03	19
6.	Natasha Brackett	03	18
7.	Whitney Boddie	07	17
8.	Le'coe Willingham	03	16
9.	Alli Smalley	07	12
10.	Peyton Davis	11, 13, 14	11

Free Throw Pct. (10 Att.)

Rk	Player	Years	Pct.
1.	Alli Smalley	11	.917 (11-12)
2.	Whitney Boddie	07	.824 (14-17)
3.	Meagan Tucker	14	.800 (8-10)
4.	Tyrese Tanner	11, 13, 14	.745 (35-47)
5.	DeWanna Bonner	07	.727 (16-22)

Scoring Average

Rk	Player	Years	PPG
1.	Tyrese Tanner	11, 13, 14	18.7
2.	Natasha Brackett	03	17.4
3.	DeWanna Bonner	07	17.3
4.	Alli Smalley	11	15.0
5.	Whitney Boddie	07	12.7
6.	Tia Miller	03	12.2
7.	Sherell Hobbs	07	11.3
8.	Brandy Montgomery	14	10.3

Points

Rk	Player	Years	Points
1.	Tyrese Tanner	11, 13, 14	168
2.	Natasha Brackett	03	87
3.	Hasina Muhammad	13, 14	66
4.	Tia Miller	03	61
5.	Tra'cee Tanner	13, 14	56
	Blanche Alverson	11, 13	56
7.	DeWanna Bonner	07	52
8.	Peyton Davis	11, 13, 14	49
9.	Le'coe Willingham	03	45
10.	Nicole Louden	03	41

Rebounds

Rk	Player	Years	Rebs
1.	Tyrese Tanner	11, 13, 14	55
2.	Tia Miller	03	46
3.	Peyton Davis	11, 13, 14	44
	Hasina Muhammad	13, 14	44
5.	Blanche Alverson	11, 13	37
6.	Le'coe Willingham	03	32
7.	Tra'cee Tanner	13, 14	29
8.	LaKeisha Johnson	03	27
9.	Natasha Brackett	03	23
10.	DeWanna Bonner	07	21

Rebounding Average

Rk	Player	Years	RPG
1.	Tia Miller	03	9.2
2.	DeWanna Bonner	07	7.0
3.	Le'coe Willingham	03	6.4
4.	Hasina Muhammad	13, 14	6.3
5.	Blanche Alverson	11, 13	6.2
6.	Tyrese Tanner	11, 13, 14	6.1
7.	LaKeisha Johnson	03	5.4
8.	Brandy Montgomery	14	5.3
	Whitney Boddie	07	5.3

Assists

Rk	Player	Years	AST
1.	Tyrese Tanner	11, 13, 14	19
2.	Najat Ouardad	13	19
3.	Natasha Brackett	03	17
4.	Nicole Louden	03	16
	Hasina Muhammad	13	14
6.	Kiani Parker	14	13
7.	Whitney Boddie	07	12
	Blanche Alverson	11, 13	11
9.	Nancy Derrick	03	10
10.	Morgan Jennings	11	9

Assist Average

Rk	Player	Years	APG
1.	Najat Ouardad	13	4.8
2.	Morgan Jennings	11	4.5
3.	Kiani Parker	14	4.3
4.	Whitney Boddie	07	4.0
	Alli Smalley	11	4.0

Blocks

Rk	Player	Years	BLK
1.	Tyrese Tanner	11, 13, 14	15
2.	Hasina Muhammad	13, 14	11
3.	Tra'cee Tanner	13, 14	9
4.	Marita Payne	03	6
5.	Jordan Greenleaf	07	5
6.	Tia Miller	03	4
	Nicole Louden	03	4
	KeKe Carrier	07	4
9.	Peyton Davis	11, 13, 14	3
	Sherell Hobbs	07	3

Steals

Rk	Player	Years	STL
1.	Tyrese Tanner	11, 13, 14	22
2.	Hasina Muhammad	13, 14	18
3.	Nicole Louden	03	12
4.	Blanche Alverson	11, 13	10
5.	Kiani Parker	14	8
	Natasha Brackett	03	8
	Najat Ouardad	13	8
8.	Allina Starr	14	7
	Whitney Boddie	07	7
	Sherell Hobbs	07	7

TIGERS' RECORD WHEN...

	2022-23	Harris Era
At Home.....	13-5	21-12
On the Road	1-7	3-17
At a Neutral Site	1-2	1-3
When wearing white.....	12-6	20-13
When wearing orange	0-0	0-0
When wearing blue "Auburn"	0-3	2-13
When wearing blue "Tigers".....	2-5	2-5
When wearing pink	1-0	1-1
Leading at the half	12-0	21-4
Trailing at the half.....	3-14	4-28
Tied at the half.....	0-0	0-0
Scores 100+ points.....	0-0	0-0
Scores 90-99 points	2-0	3-0
Scores 80-89 points	3-1	4-1
Scores 70-79 points	8-1	13-2
Scores 60-69 points	2-0	4-9
Scores fewer than 60 points	0-12	1-20
Holds opponent to 41-50 points	5-0	7-0
Holds opponent to 31-40 points.....	1-0	1-0
Holds opponent to under 30 points.....	0-0	0-0
Force 25 or more turnovers.....	4-0	5-0
Shoots 50% FG or better	4-0	6-0
Shoots 40-49% FG	7-3	13-10
Shoots 39.9% or under FG.....	3-11	5-22
Holds opponent under 30% FG	5-0	7-0
Shoots higher FG% than opponent	13-1	21-4
Shoots lower FG% than opponent	2-13	4-28
Shoots same FG% as opponent.....	0-0	0-0
Shoots higher FT% than opponent.....	9-6	13-11
Shoots lower FT% than opponent.....	6-8	11-21
Shoots same FT% as opponent	0-0	1-0
Out-rebounds opponent	6-1	12-6
Out-rebounded by opponent.....	6-13	12-24
Tied in rebounds	1-0	1-2
Versus ranked opponent	0-4	3-7
In overtime	1-0	1-1
Games decided by 3 points or less	4-1	4-4
Games decided by 4-5 points	0-0	1-2
Games decided by 6-10 points.....	2-3	7-8
Games decided by 11-20 points	3-4	4-9
Games decided by 21-30 points.....	2-1	4-3
Games decided by 30+ points.....	4-5	5-6
In November.....	5-2	9-5
In December	5-1	9-1
In January	3-5	4-13
In February.....	2-5	3-11
In March	0-1	0-2

2022-23 Auburn Superlatives...

First Half

Most points scored in the first quarter.....	24 at Tennessee (2/19/23)
Most points scored in the second quarter.....	31 vs. Samford (12/18/22)
Most points scored in the first half	47 vs. Sam Houston (11/8/22) & vs. Samford (12/18/22)
Fewest points scored in the first half	18 at Mississippi State (1/19/23)
Fewest points allowed in the first half.....	11 vs. Samford (12/18/22)
Most points allowed in the first half	52 at South Carolina (1/5/23)
Best FG % in the first half563 vs. Samford (12/18/22)
Worst FG % in the first half226 at Mississippi State (1/19/23)
Best FG % by an opponent in the first half.....	.667 at South Carolina (1/5/23)
Worst FG % by an opponent in the first half.....	.185 vs. Samford (12/18/22)
Most rebounds in the first half	30 vs. Florida (1/30/23)
Fewest rebounds in the first half.....	11 vs. South Carolina (2/9/23)
Most rebounds by an opponent in the first half	28 vs. Little Rock (11/30/22)
Fewest rebounds by an opponent in the first half	13 vs. Ga. Tech (11/16/22), Colorado State (11/26/22), Vanderbilt (2/26/23)

Second Half

Most points scored in the third quarter.....	32 vs. North Carolina A&T (12/15/22)
Most points scored in the fourth quarter.....	28 vs. Alabama State (11/20/22)
Most points scored in an overtime period	7 vs. Ole Miss (1/22/23)
Most points scored in the second half	46 vs. Alabama State (11/20/22) & vs. North Carolina A&T (12/15/22)
Fewest points scored in the second half.....	22 at South Carolina (1/5/23) & vs. Georgia (3/2/23)
Fewest points allowed in the second half.....	19 vs. UL-Lafayette (12/11/22)
Most points allowed in the second half	46 at Mississippi State (1/19/23)
Best FG % in the second half714 vs. UL-Lafayette (12/11/22)
Worst FG % in the second half229 at Ole Miss (12/29/22)
Best FG % by an opponent in the second half.....	.667 at Tennessee (2/19/23)
Worst FG % by an opponent in the second half.....	.179 vs. Arkansas (2/5/23)
Most rebounds in the second half	27 vs. Georgia Tech (11/16/22)
Fewest rebounds in the second half.....	7 at Mississippi State (1/19/23)
Most rebounds by an opponent in the second half.....	34 at Ole Miss (12/29/22)
Fewest rebounds by an opponent in the second half	12 vs. Indiana (11/25/22) & vs. UL-Lafayette (12/11/22)

Game

Most points scored	91 vs. Samford (12/18/22)
Fewest points scored	42 at South Carolina (1/5/23)
Most points allowed	96 vs. Indiana (11/25/22)
Fewest points allowed.....	37 vs. Samford (12/18/22)
Best FG %.....	.563 vs. UL-Lafayette (12/11/22)
Worst FG %250 at Ole Miss (12/29/22)
Best FG % by an opponent.....	.632 at South Carolina (1/5/23)
Worst FG % by an opponent224 vs. UCF (12/3/22)
Most rebounds	52 vs. Florida (1/30/23)
Fewest rebounds	25 at South Carolina (1/5/23)
Most rebounds by an opponent.....	53 at Ole Miss (12/29/22)
Fewest rebounds by an opponent	25 vs. Colorado State (11/26/22)

Miscellaneous

Highest-scoring quarter.....	32, 3Q vs. North Carolina A&T (12/15/22)
Lowest-scoring quarter	5, three times, last: 1Q vs. Arkansas (2/5/23)
Highest-scoring opponent quarter	28, 4Q vs. Indiana (11/25/22)
Lowest-scoring opponent quarter	2, 2Q vs. Florida (1/30/23)
Largest margin in a single quarter	+26 (31-5), 2Q vs. Samford (12/18/22)
Largest margin of victory.....	54 vs. Samford (12/18/22)
Smallest margin of victory	1 vs. Colorado State (11/26/22) & vs. Ole Miss (1/22/23)
Largest margin of defeat.....	52 at South Carolina (1/5/23)
Smallest margin of defeat	3 vs. Arkansas (2/5/23)
Largest halftime lead	36 vs. Samford (12/18/22)
Smallest halftime lead	3 vs. Colorado State (11/26/22) & at Kentucky (1/26/23)
Times tied at halftime.....	
Largest halftime deficit.....	32 at South Carolina (1/5/23)
Smallest halftime deficit	1 vs. Missouri (1/1/23)
Largest rebounding margin	+18 vs. UCF (12/3/22)
Smallest rebounding margin.....	+4 vs. Vanderbilt (2/26/23)
Last time tied in rebounding.....	1 - 35-35 vs. Samford (12/18/22)
Largest rebounding deficit	-24 vs. South Carolina (2/9/23)
Smallest rebounding deficit.....	-1 vs. Indiana (11/25/22)
Largest deficit overcome to win game	14 vs. Ole Miss (1/22/23)
Largest lead lost.....	6 at Tennessee (2/19/23)

MISCELLANEOUS STATISTICS

Double-Doubles	Season	Career
Aicha Coulibaly	4	9
Romi Levy	2	2
Kharyssa Richardson	1	1
Honesty Scott-Grayson	0	3
Precious Johnson	0	1

30+ Point Games	Season	Career
Aicha Coulibaly	1	1
Honesty Scott-Grayson	1	2

20+ Point Games	Season	Career
Aicha Coulibaly	7	16
Honesty Scott-Grayson	5	14
Sania Wells	0	1

10+ Rebound Games	Season	Career
Aicha Coulibaly	4	9
Romi Levy	2	4
Kharyssa Richardson	1	1
Mya Pratcher	1	1
Honesty Scott-Grayson	0	3
Precious Johnson	0	1

10+ Assist Games	Season	Career
------------------	--------	--------

5+ Steal Games	Season	Career
Honesty Scott-Grayson	3	7
Aicha Coulibaly	2	4
Romi Levy	1	3

5+ Block Games	Season	Career
----------------	--------	--------

GAMES LED AUBURN IN...

Scoring	Season	Career
Aicha Coulibaly	15	33
Honesty Scott-Grayson	11	28
Sydney Shaw	2	2
Sania Wells	1	4
Precious Johnson	1	2
Kharyssa Richardson	1	1

Rebounding	Season	Career
Aicha Coulibaly	8	23
Kharyssa Richardson	6	6
Kaitlyn Duhon	4	4
Romi Levy	4	4
Honesty Scott-Grayson	3	15
Oyindamola Akinbolawa	2	2
Precious Johnson	1	4
Sania Wells	1	2
Mya Pratcher	1	1
Sydney Shaw	1	1
Mar'Shaun Bostic	1	1

Assists	Season	Career
Sydney Shaw	10	10
Aicha Coulibaly	8	13
Honesty Scott-Grayson	6	19
Mar'Shaun Bostic	3	12
Jakayla Johnson	3	3
Romi Levy	3	7
Kaitlyn Duhon	1	1
Sania Wells	1	13
Carsen McFadden	0	1

(includes games where lead was shared)

2022-23 DOUBLE-DOUBLES

- Aicha Coulibaly - 24 pts, 10 reb vs. Sam Houston
- Romi Levy - 16 pts, 11 reb vs. Alabama State
- Romi Levy - 18 pts, 13 reb vs. Little Rock
- Aicha Coulibaly - 17 pts, 12 reb vs. UCF
- Kharyssa Richardson - 15 pts, 16 reb vs. Florida
- Aicha Coulibaly - 14 pts, 11 reb vs. Florida
- Aicha Coulibaly - 13 pts, 10 reb at Alabama

Last Time an Auburn Team...

- Scored 90 points Auburn 91, Samford 37, in Auburn, Ala. (Dec. 18, 2022)
- Scored 90 points in an SEC game Auburn 95, Missouri 82, in Columbia, Mo. (Feb. 27, 2020)
- Scored 100 points Auburn 119, Sam Houston State 54, in Auburn, Ala. (Dec. 5, 2008)
- Scored 100 points against an SEC opponent Auburn 102, Tennessee 96, SEC Tournament in Albany, Ga. (Mar. 6, 1987)
- Scored 100 points in an SEC regular-season game Auburn 111, Vanderbilt 67, in Auburn, Ala. (Feb. 18, 1987)
- Scored 100 points at home Auburn 119, Sam Houston State 54, in Auburn, Ala. (Dec. 5, 2008)
- Scored 100 points in a true road game Auburn 103, Mercer 29, in Macon, Ga. (Feb. 23, 1987)
- Scored 110+ points Auburn 119, Sam Houston State 54, in Auburn, Ala. (Dec. 5, 2008)
- Scored 80 points and lost Indiana 96, Auburn 81, in Las Vegas, Nev. (Nov. 25, 2022)
- Scored 90 points and lost Kentucky 91, Auburn 90 [2OT], in Auburn, Ala. (Feb. 2, 1986)
- Scored 100 points and lost Never
- Scored 50-59 points in a half 51 (1st half) vs. Charleston Southern in Auburn, Ala. (Nov. 26, 2021)
- Scored 60 or more points in a half 62 (2nd half) vs. Drake in New Orleans, La. (Dec. 21, 2016)
- Scored 30 or more points in a quarter 31 (2nd quarter) - vs. Samford in Auburn, Ala. (Dec. 18, 2022)
- Scored 50 points or less in a game Georgia 63, Auburn 47 [SEC] in Greenville, S.C. (March 2, 2023)
- Scored 50 points or less and won Auburn 47, Missouri 45 [SEC] in Jacksonville, Fla. (March 3, 2016)
- Scored 40 points or less in a game South Carolina 75, Auburn 38, in Columbia, S.C. (Feb. 17, 2022)
- Scored less than 10 points in a quarter 9 points (1st quarter) at Georgia in Athens, Ga. (Feb. 23, 2023)
- Scored less than 20 points in a 1st half 19 points vs. Arkansas in Auburn, Ala. (Feb. 5, 2023)
- Scored less than 20 points in a 2nd half 17 points at South Carolina in Columbia, S.C. (Feb. 17, 2022)
- Had 35+ rebound margin 36 - (52-16) vs. Alabama A&M in Normal, Ala. (Nov. 19, 2013)
- Had 25+ rebound margin 33 - (53-26) vs. Grambling State in Auburn, Ala. (Nov. 6, 2018)
- Had 20+ rebound margin 20 (51-31) vs. Alabama State in Auburn, Ala. (Nov. 16, 2021)
- Attempted 30 free throws 30 - vs. Texas A&M in Auburn, Ala. (Feb. 16, 2023)
- Attempted 35 free throws 35 - vs. Charleston Southern in Auburn, Ala. (Nov. 26, 2021)
- Attempted 40 free throws 41 - vs. Alabama State in Auburn, Ala. (Nov. 15, 2006)
- Attempted 5 free throws or less 3 - at Texas A&M in College Station, Texas (Feb. 23, 2020)
- Did not attempt a free throw Never
- Made 20-24 free throws 21 - vs. Ole Miss in Auburn, Ala. (Jan. 22, 2023)
- Made 25+ free throws 26 - vs. Charleston Southern in Auburn, Ala. (Nov. 26, 2021)
- Made 30 free throws 31 - vs. Northwestern State (31-43) (Dec. 30, 2003)
- Had 25 assists 25 - vs. Ole Miss in Auburn, Ala. (Jan. 8, 2017)
- Had 25 turnovers 27 - vs. Georgia in Auburn, Ala. (Jan. 3, 2021)
- Had 10 turnovers or less 9 - vs. Little Rock in Auburn, Ala. (Nov. 30, 2022)
- Had 25+ steals Never
- Had 20-24 steals 24 - vs. Samford in Auburn, Ala. (Dec. 18, 2022)
- Had 15-19 steals 15 - vs. North Florida in Auburn, Ala. (Dec. 20, 2022)
- Had 10-14 blocks 10 - vs. Louisiana Tech in Auburn, Ala. (Nov. 19, 2017)
- Had 15+ blocks 15 - at Florida International in Miami, Fla. (Dec. 29, 2014)
- Won an overtime game Auburn 77, Ole Miss 76 [10T] in Auburn, Ala. (Jan. 22, 2023)
- Lost an overtime game Missouri 72, Auburn 63 [10T] in Columbia, Mo. (Jan. 6, 2022)
- Played a double overtime game Auburn 70, Alabama 65 [20T] in Auburn, Ala. (Feb. 27, 2014)
- Played three or more overtimes Never
- Shot 70% for a half 71.4% (15-of-21), 2nd half vs. UL-Lafayette in Auburn, Ala. (Dec. 11, 2022)
- Shot 60% for a game 60.4% (29-of-48) vs. Oklahoma State in Auburn, Ala. (Dec. 5, 2021)
- Shot less than 30% for a game 27.4% (17-of-62) at Alabama in Tuscaloosa, Ala. (Feb. 12, 2023)
- Shot 90-99.9% from the free throw line (min. 10 attempts) 90.5% (19-of-21) at Arkansas in Fayetteville, Ark. (Jan. 31, 2021)
- Shot 100% from the free throw line (min. 10 attempts) 100% (16-of-16) vs. Texas A&M in Auburn, Ala. (Jan. 7, 2018)
- Shot 50% on 3-pointers (minimum 5 attempts) 50.0% (6-of-12) vs. North Florida in Auburn, Ala. (Dec. 20, 2022)
- Shot 20-30% in a half 23.5% (8-of-34), 2nd half at Alabama in Tuscaloosa, Ala. (Feb. 12, 2023)
- Shot less than 20% in a half 19.4% (7-of-36), 1st half vs. South Carolina in Auburn, Ala. (Feb. 4, 2021)
- Shot 55% or better and lost 58.1% (25-of-43) vs. Tennessee (Jan. 20, 2005)
- Made 10+ 3-point field goals 10-of-20 vs. Samford in Auburn, Ala. (Dec. 18, 2022)
- Failed to make a 3-point field goal 0-of-16 at Alabama in Tuscaloosa, Ala. (Feb. 12, 2023)
- Had 60+ rebounds 61 - vs. Stephen F. Austin in Auburn, Ala. (Dec. 17, 2007)
- Had 50-59 rebounds 52 vs. Florida in Auburn, Ala. (Jan. 30, 2023)
- Defeated a Top-25 opponent Auburn 65, #21 Georgia 60, in Auburn, Ala. (Feb. 20, 2022)
- Defeated a Top-10 opponent Auburn 71, #4 Tennessee 61, in Auburn, Ala. (Jan. 27, 2022)
- Defeated a Top-25 opponent on the road Auburn 59, #18 Georgia Tech 51, in Atlanta, Ga. (Nov. 21, 2021)

Last Time an Auburn Player...

- Scored 25-29 points 26 - Aicha Coulibaly vs. Tennessee in Auburn, Ala. (Jan. 27, 2022)
- Scored 30-34 points 31 - Aicha Coulibaly vs. Ole Miss in Auburn, Ala. (Jan. 22, 2023)
- Scored 35 points 35 - DeWanna Bonner vs. Tennessee in Auburn, Ala. (Jan. 25, 2009)
- Scored 40 points 41 - Conswella Sparrow vs. South Alabama (Feb. 17, 1998)
- Had 15-19 rebounds 16 - Kharyssa Richardson vs. Florida in Auburn, Ala. (Jan. 30, 2023)
- Had 20+ rebounds 23 - Unique Thompson vs. Belmont in Auburn, Ala. (Dec. 20, 2020)
- Had 10 assists 10 - Daisa Alexander vs. LSU in Auburn, Ala. (Feb. 16, 2020)
- Had 15 assists 18 - Martha Monk vs. Alabama State (Feb. 18, 1981)
- Had 5 blocks 6 - Unique Thompson vs. Louisiana Tech in Auburn, Ala. (Nov. 19, 2017)
- Had 7 blocks 7 - Jassany Williams vs. Duke (Nov. 18, 2011)
- Had 10 blocks 13 - Marita Payne vs. Arkansas (Feb. 3, 2005)
- Had 5 steals 5 - Honesty Scott-Grayson vs. Vanderbilt in Auburn, Ala. (Feb. 26, 2023)
- Had 8 steals 8 - Brandy Montgomery vs. East Carolina in Auburn, Ala. (Dec. 5, 2015)
- Had 10 steals 10 - Kristen Mulligan vs. Northeast Illinois in Auburn, Ala. (Dec. 18, 1992)
- Made 10 field goals 12 - Aicha Coulibaly vs. Ole Miss in Auburn, Ala. (Jan. 22, 2023)
- Made 15 field goals 15 - Conswella Sparrow (15-16) vs. South Alabama (Feb. 17, 1998)
- Attempted 20-24 field goals 20 - Aicha Coulibaly (12-20) vs. Ole Miss in Auburn, Ala. (Jan. 22, 2023)
- Attempted 25 field goals 25 - Unique Thompson (7-25) at Georgia in Athens, Ga. (Feb. 11, 2021)
- Made 5+ three-point field goals 5 - Annie Hughes vs. Charleston Southern in Auburn, Ala. (Nov. 26, 2021)
- Made 8 three-point field goals 8 - Tiffany Krantz vs. Troy State in Auburn, Ala. (Nov. 21, 1997)
- Attempted 10 three-point field goals 11 - Honesty Scott-Grayson vs. Georgia in Greenville, S.C. (March 2, 2023)
- Attempted 15 three-point field goals 16 - Brandy Montgomery at Marquette in Milwaukee, Wis. (Dec. 13, 2015)
- Made 10 free throws 11 - Sania Wells vs. Texas A&M in Auburn, Ala. (Feb. 16, 2023)
- Made 15 free throws Never
- Shot 100% from the field (min. 5 attempts) Romi Levy (6-6) vs. North Florida in Auburn, Ala. (Dec. 20, 2022)

SEC PRESEASON POLL (Media Vote)**Order of Finish**

1. South Carolina
2. Tennessee
3. LSU
4. Arkansas
5. Ole Miss
6. Florida
7. Kentucky
8. Mississippi State
9. Georgia
10. Alabama
11. Texas A&M
12. Missouri
13. Auburn
14. Vanderbilt

Player of the Year

Aliyah Boston, South Carolina

All-SEC First Team

Aliyah Boston, South Carolina
Zia Cooke, South Carolina
Rickeya Jackson, Tennessee
Jordan Horston, Tennessee
Tamari Key, Tennessee

Preseason All-SEC Second-Team

Brittany Davis, Alabama
Alexis Morris, LSU
Angel Reese, LSU
Jessika Carter, Mississippi State
Anastasia Hayes, Mississippi State
Hayley Frank, Missouri

SEC PRESEASON POLL (Coaches' Vote)**Order of Finish**

1. South Carolina
2. Tennessee
3. LSU
4. Alabama
5. Arkansas
6. Mississippi State
7. Florida
8. Ole Miss
9. Georgia
10. Kentucky
11. Texas A&M
12. Missouri
13. Auburn
14. Vanderbilt

Player of the Year

Aliyah Boston, South Carolina

All-SEC First Team

Brittany Davis, Alabama
Alexis Morris, LSU
Angel Reese, LSU
Anastasia Hayes, Mississippi State
Aliyah Boston, South Carolina
Zia Cooke, South Carolina
Jordan Horston, Tennessee
Tamari Key, Tennessee

All-SEC Second Team

Makayla Daniels, Arkansas
Aicha Coulibaly, Auburn
Diamond Battles, Georgia
Madison Scott, Ole Miss
Jessika Carter, Mississippi State
Hayley Frank, Missouri
Victoria Saxton, South Carolina
Rickeya Jackson, Tennessee

Shot 100% at the free throw line (min. 10 attempts) 12-12 - Daisa Alexander vs. Mississippi State (Feb. 20, 2020)
Had a double-double **Aicha Coulibaly (13 pts/10 reb) at Alabama in Tuscaloosa, Ala. (Feb. 12, 2023)**
 Had 2 consecutive double-doubles Aicha Coulibaly: 23/11 vs. Kennesaw, 17/12 at Alabama (Dec. 20, 2021-Jan. 2, 2022)
 Had 3 consecutive double-doubles Unique Thompson: 14/14 at Florida, 22/10 vs. Kentucky, 10/10 at Alabama (Jan. 17-24, 2021)
 Had 13 consecutive double-doubles Unique Thompson: First vs. BYU; last at Vandy (March 23, 2019-Jan. 2, 2020)
 Had 18 consecutive double-doubles (AU record) Laurretta Freeman: First vs. Furman, Last vs. Oral Roberts (Dec. 29, 1992-Feb. 23, 1993)
 Had a double-double at halftime Unique Thompson (16 pts/10 rebs) at Iowa State in Ames, Iowa (Nov. 13, 2018)
Two players had a double-double **K. Richardson (15 pts/16 reb) & A. Coulibaly (14 pts/11 reb) vs. Florida in Auburn, Ala. (Jan. 30, 2023)**
 Recorded a double-double with points and assists Jannah McKay (16 pts/10 assists) vs. Grambling State (Nov. 6, 2018)
 Scored 20 points & had 20 rebounds Unique Thompson (20 pts/23 reb) vs. Belmont in Auburn, Ala. (Dec. 20, 2020)
 Had a triple-double Whitney Boddie (24 pts./11 rebs./12 ast.) vs. Sam Houston State (Dec. 5, 2008)
Two or more players scored 20 points **Coulibaly (22) & Scott-Grayson (22) vs. Indiana in Las Vegas, Nev. (Nov. 25, 2022)**
 Three players scored 20 points Benton (23), Howard (22), Alexander (21) at Missouri in Columbia, Mo. (Feb. 27, 2020)
 Two players scored 30 points Laticia Morris (33) & Tara Williams (30) vs. South Alabama (Jan. 14, 1997)
 Had 2 straight 25-point games Jannah McKay: 27 at South Carolina, 26 vs. Arkansas (Jan. 11-14, 2018)
 Had 3 straight 25-point games Jannah McKay: 25 pts vs. Texas A&M, 27 pts at South Carolina, 26 pts vs. Arkansas (Jan. 7-14, 2018)
 Zero players scored in double figures at South Carolina in Columbia, S.C. (Feb. 17, 2022)
Only one player scored in double figures **Honesty Scott-Grayson (11) vs. Arkansas in Auburn, Ala. (Feb. 5, 2023)**
 Five players scored in double figures Thompson (19), Hughes (17), Scott-Grayson (16), Levy (12), Jordan (11) vs. N. Florida (Dec. 17, 2020)
 Six players scored in double figures McKay/Benton (16), Primm (15), Thompson (14), Alexander/Jones (13) vs. Grambling (Nov. 6, 2018)
 Seven players scored in double figures Carrier (19 pts.), Bonner (18 pts.), Smalley (16 pts.), Boddie (13 pts.)
 R. Hobbs (13 pts.), Hilliard (13 pts.) & S. Hobbs (10 pts.) vs. Sam Houston State (Dec. 5, 2008)
 Two players had 10 rebounds Aicha Coulibaly (10) and Precious Johnson (10) at Kentucky in Lexington, Ky. (Feb. 27, 2022)
 Three players had 10 rebounds J. Greenleaf (12 rebs.), D. Bonner (12 rebs.) & W. Boddie (10 rebs.) vs. Oakland (Nov. 21, 2007)
 Played every minute Honesty Scott-Grayson (40:00) at Alabama in Tuscaloosa, Ala. (Jan. 2, 2022)
 Played 40 or more minutes in OT game S. Wells (43:38) & H. Scott-Grayson (43:00) at Missouri in Columbia, Mo. (Jan. 6, 2022)
 Attempted a slam dunk Hasina Muhammad vs. St. John's in Auburn, Ala. (Dec. 6, 2013)
 Made a shot from half-court or beyond Brooke Moore (end 2nd quarter) vs. Alabama State in Auburn, Ala. (Dec. 29, 2018)
Every Auburn player dressed scored **11 players vs. Samford in Auburn, Ala. (Dec. 18, 2022)**

Last Time an Auburn Opponent...

Shot less than 30% in a game (SEC) **Arkansas - 26.9% (14-of-52) in Auburn, Ala. (Feb. 5, 2023)**
Shot less than 30% in a game (Non-conf) **Samford - 27.3% (15-of-55) in Auburn, Ala. (Dec. 18, 2022)**
Shot 60% or better in a game **South Carolina - 63.2% (36-of-57) in Columbia, S.C. (Jan. 5, 2023)**
Scored 90 points **South Carolina 94, Auburn 42, in Columbia, S.C. (Jan. 5, 2023)**
 Scored 100 points Georgia 102, Auburn 72 in Athens, Ga. (Mar. 3, 1984)
 Scored 100 points at Auburn Tuskegee 105, Auburn 98 (2OT) (Feb. 12, 1979)
 Had 25+ rebound margin 37 - South Carolina (62-25) in Columbia, S.C. (Feb. 17, 2022)
Had a 20-24 rebound margin **24 - South Carolina (50-26) in Auburn, Ala. (Feb. 9, 2023)**
Scored 5 points or less in a quarter **2 - Florida (2nd quarter) in Auburn, Ala. (Jan. 30, 2023)**
Scored less than 10 points in a quarter **9 - Georgia (3rd quarter) in Greenville, S.C. (March 2, 2023)**
 Scored less than 10 points in all four quarters Winthrop (9-8-8-8) in Auburn, Ala. (Dec. 16, 2015)
 Scored 30 or more points in a quarter 30 - Kentucky (1st quarter) in Lexington, Ky. (Feb. 27, 2022)
 Scored less than 10 points in a half 9 - USC Upstate (1st half) in Auburn, Ala. (Nov. 25, 2020)
Scored less than 20 points in a 1st half **11 - Samford in Auburn, Ala. (Dec. 18, 2022)**
Scored less than 20 points in a 2nd half **19 - UL-Lafayette in Auburn, Ala. (Dec. 11, 2022)**
Had 50 rebounds **50 - South Carolina in Auburn, Ala. (Feb. 9, 2023)**
Had 25 assists **25 - South Carolina in Columbia, S.C. (Jan. 5, 2023)**
Had 25-29 turnovers **29 - Texas A&M in Auburn, Ala. (Feb. 16, 2023)**
Had 30-34 turnovers **33 - Sam Houston in Auburn, Ala. (Nov. 8, 2022)**
Had 35+ turnovers **36 - Samford in Auburn, Ala. (Dec. 18, 2022)**
 Had 15 steals 21 - Belmont in Auburn, Ala. (Dec. 20, 2020)
 Had 10 blocks 13 - LSU in Auburn, Ala. (Jan. 9, 2022)
Failed to make a 3-point field goal **UCF (0-8) in Auburn, Ala. (Dec. 3, 2022)**
Attempted 35 free throws **39 - Arkansas in Auburn, Ala. (Feb. 5, 2023)**
 Made 30 free throws 30 - Arkansas (Jan. 22, 1995)
 Made 10+ three-point field goals 10 - Kentucky in Lexington, Ky. (Feb. 27, 2022)
 Made 15+ three-point field goals 15 - Alabama in Auburn, Ala. (Feb. 14, 2021)
Scored 41-50 points in a game **49 - North Florida in Auburn, Ala. (Dec. 20, 2022)**
Scored 31-40 points in a game **37 - Samford in Auburn, Ala. (Dec. 18, 2022)**
 Scored 30 points or less 26 - Georgia in Athens, Ga. (Feb. 22, 2015)
 Scored 25 points or less 25 - Puerto Rico-Mayaguez (Dec. 17, 2000)

Last Time an Opposing Player...

Scored 30+ points (non-conference) 35 - Ajah Wayne of Old Dominion in Auburn, Ala. (Nov. 14, 2019)
 Scored 30+ points (SEC) 32 - Rhyne Howard of Kentucky in Lexington, Ky. (Feb. 27, 2022)
 Scored 35+ points (all games) 41 - Jasmine Walker of Alabama in Auburn, Ala. (Feb. 14, 2021)
 Scored 40+ points (all games) 41 - Jasmine Walker of Alabama in Auburn, Ala. (Feb. 14, 2021)
 Attempted 25 field goals 27 - Jantel Lavender (9-27) of Ohio State (Nov. 23, 2008)
 Scored 20 points & had 20 rebounds Young of Baylor in the WNIT Championship Game, (20 pts./25 rebs.) (Apr. 4, 2003)
 Two players scored 20 points Rhyne Howard (32) and Dre'una Edwards (25) of Kentucky in Lexington, Ky. (Feb. 27, 2022)
 Three players scored 20 points by LSU in Baton Rouge, Chatman (22 pts), Johnson (21 pts) & Lowery (20 pts) (Jan. 12, 1991)
Five players scored in double figures **Holmes (26), Garzon (21), Parris (16), McNeil (16), Scalia (12) of Indiana (Nov. 25, 2022)**
 Six players scored in double figures Williams (10), Lewis (13), Bonds (18), Peoples (10), Miller (12), Svetel (12) of Florida (Jan. 26, 2014)
Recorded a double-double **Sacha Washington (14 pts/12 reb) of Vanderbilt in Auburn, Ala. (Feb. 26, 2023)**
 Recorded a double-double with points and assists Tyasha Harris (12 pts/11 ast) of South Carolina in Columbia, S.C. (Jan. 11, 2018)
 Recorded a triple-double Ceira Ricketts (14 pts./13 rebs./12 ast.) of Arkansas (Jan. 18, 2009)
Two players recorded a double-double **J. Carter (24 pts/11 reb) & J. Jordan (14 pts/12 reb) of Mississippi State (Jan. 19, 2023)**
 Committed 10+ turnovers 10 - Shaquera Wade of Alabama in Greenville, S.C. (March 7, 2019)
Had 15-19 rebounds **15 - Angel Reese of LSU in Baton Rouge, La. (Jan. 15, 2023)**
 Had 20+ rebounds 21 - Ayana Mitchell of LSU in Baton Rouge, La. (March 3, 2019)
Had 10 assists **12 - Alisha Lewis of Georgia in Greenville, S.C. (March 2, 2023)**
 Had 15 assists 16 - Cindy McMahan of Alabama-Huntsville (Nov. 24, 1980)
 Had 5 blocks 6 - Jenna Staiti of Georgia in Athens, Ga. (Feb. 11, 2021)
 Had 10 blocks Never
Had 5 steals **5 - Alisha Lewis of Georgia in Greenville, S.C. (March 2, 2023)**
 Made 15 field goals 15 - Chamique Holdscow (15-21) of Tennessee (Feb. 1, 1998)
 Made 10 3-point field goals 11 - Morgan Eye (11-18) of Missouri in Columbia, Mo. (Jan. 6, 2013)

Specialty Statistics (Auburn-Opponent)

Opponent	Points in the Paint	Points off Turnovers	2nd-Chance Points	Fast-Break Points	Bench Points
Sam Houston	50-24	31-25	20-24	27-18	28-40
South Alabama	34-26	28-10	15-18	10-5	12-43
Georgia Tech	32-26	14-10	22-12	8-3	16-12
Alabama State	40-30	27-6	22-14	19-0	42-11
vs. Indiana	32-46	15-11	16-11	9-10	20-20
vs. Colorado State	26-26	12-8	6-7	17-11	25-15
Little Rock	32-28	12-6	8-8	14-3	16-13
UCF	42-24	26-14	13-9	23-7	33-17
UL-Lafayette	26-22	25-17	2-5	13-4	31-9
North Carolina A&T	28-26	29-14	18-17	18-19	10-22
Samford	34-20	50-12	13-4	24-7	45-28
North Florida	28-8	25-11	4-10	20-2	19-12
at Ole Miss	20-52	8-19	9-12	5-13	15-21
Missouri	20-28	13-6	3-4	9-14	19-17
at South Carolina	22-50	5-19	6-13	4-21	13-47
Alabama	20-48	8-20	4-4	6-14	29-31
at LSU	28-42	4-20	17-17	3-23	13-13
at Mississippi State	30-40	19-12	7-19	12-12	16-0
Ole Miss	40-34	16-17	2-10	21-17	22-13
at Kentucky	42-26	32-18	6-11	13-2	28-11
Florida	38-16	12-13	14-4	10-4	18-22
Arkansas	16-20	8-12	8-10	9-7	25-5
South Carolina	22-52	5-9	8-19	8-15	23-35
at Alabama	30-42	16-21	14-13	8-6	23-20
Texas A&M	28-24	24-20	11-16	12-4	19-18
at Tennessee	26-36	20-15	11-8	12-15	13-28
at Georgia	36-36	16-15	7-6	13-15	20-18
Vanderbilt	34-34	20-15	5-9	19-9	26-9
vs. Georgia [SEC]	14-24	9-13	4-10	8-10	19-28

Lead-Deficit Comparison

Opponent	Largest Lead	Largest Deficit	Lead Changes	Ties	Result
Sam Houston	26 (3rd, 3:32)	1 (1st, 6:25)	4	2	W, 90-76
South Alabama	15 (3rd, 5:56)	4 (2nd, 8:44)	2	4	W, 71-62
Georgia Tech	3 (1st, 9:22)	15 (2nd, 4:53)	3	1	L, 51-57
Alabama State	39 (4th, 0:44)	3 (1st, 8:59)	1	1	W, 88-49
vs. Indiana	2 (1st, 6:47)	15 (2nd, 3:55)	6	5	L, 81-96
vs. Colorado State	6 (3rd, 6:09)	8 (2nd, 7:12)	18	8	W, 74-73
Little Rock	26 (3rd, 3:56)	--	0	0	W, 70-48
UCF	43 (4th, 3:06)	2 (1st, 8:48)	1	1	W, 86-46
UL-Lafayette	40 (4th, 0:09)	--	0	0	W, 81-41
North Carolina A&T	29 (3rd, 6:30)	--	0	0	W, 79-63
Samford	56 (4th, 5:01)	--	0	0	W, 91-37
North Florida	28 (4th, 0:09)	1 (1st, 4:54)	2	2	W, 77-49
at Ole Miss	--	35 (4th, 2:22)	0	1	L, 47-79
Missouri	3 (1st, 3:42)	10 (3rd, 2:48)	9	4	L, 56-62
at South Carolina	--	54 (4th, 0:11)	0	1	L, 42-94
Alabama	--	31 (4th, 7:59)	0	0	L, 57-88
at LSU	--	30 (4th, 3:32)	0	0	L, 54-84
at Mississippi State	3 (3rd, 3:04)	15 (1st, 0:38)	6	5	L, 58-72
Ole Miss	7 (4th, 9:18)	14 (2nd, 4:10)	12	13	W, 77-76 (OT)
at Kentucky	13 (3rd, 1:53)	6 (1st, 1:13)	3	5	W, 71-68
Florida	16 (3rd, 2:08)	9 (1st, 2:39)	1	3	W, 66-55
Arkansas	--	15 (2nd, 7:14)	0	2	L, 51-54
South Carolina	--	35 (4th, 3:00)	0	0	L, 48-83
at Alabama	1 (2nd, 6:38)	23 (4th, 0:25)	2	2	L, 46-69
Texas A&M	10 (4th, 0:30)	8 (3rd, 7:14)	7	9	W, 65-55
at Tennessee	6 (1st, 2:33)	9 (2nd, 4:21)	6	4	L, 76-83
at Georgia	2 (2nd, 3:02)	13 (4th, 8:53)	2	1	L, 59-70
Vanderbilt	13 (4th, 5:26)	7 (3rd, 8:34)	16	4	W, 78-76
vs. Georgia [SEC]	5 (1st, 5:10)	18 (4th, 0:39)	5	0	L, 47-63

Scoring Breakdown

(Percentage of total points in parentheses)

Opponent	Sr.	Jr.	So.	Fr.	Starters	Bench	2-pt FG	3-pt FG	FTs
Sam Houston	24	26	9	31	62 (68.9)	28 (31.1)	58 (64.4)	12 (13.3)	20 (22.2)
South Alabama	10	21	6	34	59 (83.1)	12 (16.9)	38 (53.5)	12 (16.9)	21 (29.6)
Georgia Tech	11	19	2	19	35 (68.6)	16 (31.4)	36 (70.6)	6 (11.8)	9 (17.6)
Alabama State	16	28	23	21	46 (52.2)	42 (47.8)	56 (63.6)	24 (27.3)	8 (9.1)
vs. Indiana	27	30	7	17	61 (75.3)	20 (24.7)	42 (51.9)	24 (29.6)	15 (18.5)
vs. Colorado State	25	25	7	17	49 (66.2)	25 (33.8)	44 (59.5)	15 (20.3)	15 (20.3)
Little Rock	24	12	20	14	56 (80.0)	14 (20.0)	48 (68.6)	12 (17.1)	10 (14.2)
UCF	23	29	15	19	53 (61.6)	33 (38.4)	54 (62.8)	18 (20.9)	14 (16.3)
UL-Lafayette	23	27	9	22	50 (61.7)	31 (29.3)	30 (37.0)	36 (44.4)	15 (18.5)
North Carolina A&T	31	3	16	29	69 (87.3)	10 (12.7)	44 (55.7)	21 (26.6)	14 (17.7)
Samford	24	23	18	26	46 (50.5)	45 (49.5)	44 (48.4)	30 (33.0)	17 (18.7)
North Florida	24	5	18	30	58 (75.3)	19 (24.7)	48 (62.3)	18 (23.4)	11 (14.8)
at Ole Miss	0	15	16	16	32 (68.1)	15 (31.9)	30 (63.8)	0 (0.0)	17 (36.2)
Missouri	8	31	8	9	37 (66.1)	19 (33.9)	32 (57.1)	6 (10.7)	18 (32.1)
at South Carolina	13	16	2	11	29 (67.4)	13 (32.6)	32 (74.4)	6 (14.0)	4 (9.5)
Alabama	19	4	12	22	28 (49.1)	29 (50.9)	28 (49.1)	15 (25.4)	14 (24.6)
at LSU	16	15	0	23	41 (75.9)	13 (24.1)	42 (77.8)	6 (11.1)	6 (11.1)
at Mississippi State	12	17	14	15	42 (72.4)	16 (27.6)	38 (65.5)	15 (25.9)	5 (8.6)
Ole Miss	15	33	16	13	55 (71.4)	22 (28.6)	44 (57.1)	12 (15.6)	21 (27.3)
at Kentucky	28	32	4	7	43 (60.6)	28 (39.4)	50 (70.4)	6 (8.5)	15 (21.1)
Florida	18	17	9	22	48 (72.7)	18 (27.3)	48 (72.7)	6 (9.1)	12 (18.2)
Arkansas	11	10	15	15	26 (51.0)	25 (49.0)	34 (66.7)	3 (5.9)	14 (27.5)
South Carolina	9	0	16	23	25 (52.1)	23 (47.9)	30 (62.5)	12 (25.0)	6 (12.5)
at Alabama	8	13	4	21	23 (50.0)	23 (50.0)	34 (73.9)	0 (0.0)	12 (26.1)
Texas A&M	25	18	8	14	46 (70.8)	19 (29.2)	38 (58.5)	9 (13.8)	18 (27.7)
at Tennessee	33	15	16	12	63 (82.9)	13 (17.1)	44 (57.9)	18 (23.7)	14 (18.4)
at Georgia	16	30	7	6	39 (66.1)	20 (33.9)	38 (64.4)	12 (20.3)	9 (15.2)
Vanderbilt	28	20	5	25	52 (66.7)	26 (33.3)	42 (53.8)	18 (23.1)	18 (23.1)
vs. Georgia [SEC]	9	15	3	20	28 (59.6)	19 (40.4)	24 (51.0)	15 (31.9)	8 (17.1)

Comparison Statistics (Auburn/Opponent)

Opponent	1st	2nd	Score	Mar	Total FG	FG Pct	3-Pointers	3FG Pct	Free Throws	FT Pct	Reb.	Mar	Assist	TO	Blk	Stl	Fouls
Sam Houston	47-36	43-40	90-76	+14	33-71/21-56	.465/.375	4-7/5-15	.571/.333	20-25/29-43	.800/.674	40/45	(5)	19/10	23/33	9/5	13/14	30/27
South Alabama	35-27	36-35	71-62	+9	23-61/21-65	.377/.323	4-20/5-19	.200/.263	21-26/15-21	.808/.714	41/47	(6)	9/7	15/20	9/0	9/7	16/24
Georgia Tech	25-32	26-25	51-57	(6)	20-76/20-50	.263/.400	2-19/4-8	.105/.500	9-12/13-22	.750/.591	51/39	+12	8/8	19/22	4/2	9/8	20/18
Alabama State	42-23	46-26	88-49	+39	36-71/20-57	.507/.351	8-19/3-14	.421/.214	8-15/6-10	.533/.600	43/32	+11	18/5	13/26	5/2	15/5	19/14
Indiana	39-51	42-45	81-96	(15)	29-69/33-61	.420/.541	8-20/8-23	.400/.348	15-24/22-25	.625/.880	32/33	(1)	11/18	14/12	7/3	4/7	20/17
Colorado State	42-39	32-34	74-73	+1	27-59/24-51	.458/.471	5-14/8-21	.357/.381	15-20/17-20	.750/.850	31/25	+6	13/15	13/11	1/0	3/8	18/13
Little Rock	37-24	33-24	70-48	+22	28-68/18-61	.412/.295	4-11/0-3	.364/.000	10-14/12-21	.714/.571	41/48	(7)	6/8	9/17	8/1	9/3	17/17
UCF	46-17	40-29	86-46	+40	33-69/13-58	.478/.224	6-13/0-8	.462/.000	14-19/20-28	.737/.714	51/33	+18	13/0	17/18	9/2	10/7	22/14
UL-Lafayette	36-22	45-19	81-41	+40	27-48/15-52	.563/.288	12-22/1-8	.545/.125	15-23/10-24	.652/.417	39/29	+10	19/4	24/20	9/2	11/12	26/21
N.C. A&T	33-22	46-41	79-63	+16	29-72/17-52	.403/.327	7-22/3-10	.318/.300	14-20/26-33	.700/.788	39/44	(5)	14/8	14/27	3/3	13/7	26/19
Samford	47-11	44-26	91-37	+54	32-63/15-55	.508/.273	10-20/3-19	.500/.158	17-20/4-5	.850/.800	35/35	0	22/5	17/36	8/2	24/13	13/22
North Florida	38-23	39-26	77-49	+28	30-57/16-55	.526/.291	6-12/7-18	.500/.389	11-15/10-16	.733/.625	33/34	(1)	13/7	20/25	7/0	15/7	16/16
Ole Miss	23-39	24-40	47-79	(32)	15-60/31-68	.250/.456	0-10/4-13	.000/.308	17-28/13-22	.607/.591	37/53	(16)	7/15	18/15	2/3	6/5	19/23
Missouri	28-29	28-33	56-62	(6)	18-50/23-53	.360/.434	2-12/7-21	.167/.333	18-21/9-14	.857/.643	28/33	(5)	9/9	15/16	2/1	5/8	16/22
South Carolina	20-52	22-42	42-94	(52)	18-63/36-57	.286/.632	2-8/7-16	.250/.438	4-12/15-18	.333/.833	25/45	(20)	4/25	12/14	3/9	6/6	15/8
Alabama	26-47	31-41	57-88	(31)	19-55/33-58	.345/.569	5-16/8-16	.313/.500	14-21/14-18	.667/.778	27/39	(12)	8/17	15/15	3/3	3/10	18/22
LSU	22-41	32-43	54-84	(30)	23-63/32-67	.365/.478	2-13/6-16	.154/.375	6-16/14-21	.375/.667	38/45	(7)	10/18	14/8	5/9	5/9	17/12
Mississippi St.	18-26	40-46	58-72	(14)	24-62/24-52	.387/.462	5-18/3-10	.278/.300	5-11/21-32	.455/.656	28/44	(16)	15/13	12/15	6/4	9/8	20/10
Ole Miss	33-41	37-29	77-76	+1	26-66/25-65	.394/.385	4-9/2-8	.444/.250	21-26/24-30	.808/.800	32/46	(14)	12/6	14/21	3/6	13/8	23/22
Kentucky	38-35	33-33	71-68	+3	27-59/24-57	.458/.421	2-7/4-16	.286/.250	15-20/16-22	.750/.727	30/36	(6)	14/9	16/20	4/6	11/6	18/20
Florida	27-20	39-35	66-55	+11	26-69/18-67	.377/.269	2-8/10-22	.250/.455	12-18/9-11	.667/.818	52/40	+12	15/13	14/14	5/4	7/4	14/20
Arkansas	19-32	32-22	51-54	(3)	18-56/14-52	.321/.269	1-14/3-23	.071/.130	14-27/23-39	.519/.590	40/43	(3)	7/7	22/19	4/1	8/8	27/27
South Carolina	21-42	27-41	48-83	(35)	19-61/34-69	.311/.493	4-7/4-14	.571/.286	6-8/11-15	.750/.733	26/50	(24)	3/19	11/10	3/5	5/4	18/10
Alabama	21-31	25-38	46-69	(23)	17-62/26-52	.274/.500	0-16/5-19	.000/.263	12-19/12-15	.632/.800	34/45	(11)	6/14	14/21	4/3	7/10	18/22
Texas A&M	27-30	38-25	65-55	+10	22-48/19-50	.458/.380	3-12/3-12	.250/.250	18-30/14-21	.600/.667	30/34	(4)	11/7	22/29	2/1	12/6	24/26
Tennessee	34-39	42-44	76-83	(7)	28-63/28-50	.444/.560	6-18/5-9	.333/.556	14-19/22-32	.737/.688	31/34	(3)	20/19	19/21	4/2	12/8	29/20
Georgia	25-28	34-42	59-70	(11)	23-58/23-54	.397/.426	4-13/1-11	.308/.091	9-15/23-28	.600/.821	27/40	(13)	16/16	18/18	4/6	12/4	20/16
Vanderbilt	38-42	40-34	78-76	+2	27-62/26-53	.435/.491	6-17/5-14	.353/.357	18-27/19-26	.667/.731	33/29	+4	19/13	15/17	3/2	12/8	28/22
Georgia [SEC]	25-38	22-25	47-63	(16)	17-54/23-54	.315/.426	5-23/5-9	.217/.556	8-10/12-17	.706/.800	27/38	(11)	14/17	18/19	3/5	10/8	13/15

Game-by-Game Leaders

	Points	Rebounds	Assists	Steals	Blocked Shots
Sam Houston	24-Aicha Coulibaly	10-Aicha Coulibaly	5-Honesty Scott-Grayson	5-Honesty Scott-Grayson	3-Kaitlyn Duhon
South Alabama	19-Aicha Coulibaly	7-Richardson/Duhon	3-Scott-Grayson/Shaw	3-Kaitlyn Duhon	2-Duhon/Graves
Georgia Tech	11-Coulibaly/Scott-Grayson	10-Mya Pratcher	4-Aicha Coulibaly	4-Aicha Coulibaly	1-(four players)
Alabama State	21-Aicha Coulibaly	11-Romi Levy	6-Sydney Shaw	6-Aicha Coulibaly	2-Wells/Levy
vs. Indiana	22-Coulibaly/Scott-Grayson	6-Honesty Scott-Grayson	5-Sydney Shaw	3-Aicha Coulibaly	2-Coulibaly/Pratcher
vs. Colorado State	16-Coulibaly/Scott-Grayson	9-Kharyssa Richardson	5-Aicha Coulibaly	2-Coulibaly/Bostic	(none)
Little Rock	20-Honesty Scott-Grayson	13-Romi Levy	3-Sydney Shaw	3-Kaitlyn Duhon	3-Kaitlyn Duhon
UCF	22-Honesty Scott-Grayson	12-Aicha Coulibaly	4-Aicha Coulibaly	2-(three players)	3-Sania Wells
UL-Lafayette	15-Shaw/Coulibaly	8-Romi Levy	6-Sydney Shaw	2-Duhon/Scott-Grayson	3-Levy/Coulibaly
North Carolina A&T	31-Honesty Scott-Grayson	6-Kharyssa Richardson	5-Sydney Shaw	5-Honesty Scott-Grayson	2-Kharyssa Richardson
Samford	14-Honesty Scott-Grayson	8-Sania Wells	6-Sydney Shaw	5-Romi Levy	2-(three players)
North Florida	17-Honesty Scott-Grayson	7-Kaitlyn Duhon	4-Sydney Shaw	4-Sydney Shaw	2-Mya Pratcher
at Ole Miss	13-Aicha Coulibaly	8-Kharyssa Richardson	3-Mar'Shaun Bostic	2-Mar'Shaun Bostic	1-Richardson/Bostic
Missouri	20-Aicha Coulibaly	7-Aicha Coulibaly	4-Jakayla Johnson	2-Mar'Shaun Bostic	1-Levy/Richardson
at South Carolina	16-Aicha Coulibaly	4-Coulibaly/Duhon	1-(four players)	4-Aicha Coulibaly	1-(three players)
Alabama	13-Sania Wells	5-Sydney Shaw	3-Mar'Shaun Bostic	2-Mar'Shaun Bostic	2-Mya Pratcher
at LSU	13-Precious Johnson	7-Honesty Scott-Grayson	3-J. Johnson/Scott-Grayson	3-Sania Wells	2-(two players)
at Mississippi State	15-Aicha Coulibaly	8-Aicha Coulibaly	4-Coulibaly/Levy	4-Aicha Coulibaly	3-Mar'Shaun Bostic
Ole Miss	31-Aicha Coulibaly	7-Aicha Coulibaly	4-Aicha Coulibaly	5-Aicha Coulibaly	1-(three players)
at Kentucky	20-Aicha Coulibaly	7-Honesty Scott-Grayson	6-Jakayla Johnson	4-Honesty Scott-Grayson	2-Kharyssa Richardson
Florida	15-Kharyssa Richardson	16-Kharyssa Richardson	4-Aicha Coulibaly	3-Sydney Shaw	2-Richardson/Shaw
Arkansas	11-Honesty Scott-Grayson	7-Kaitlyn Duhon	2-Coulibaly/Scott-Grayson	2-Coulibaly/Scott-Grayson	1-(four players)
South Carolina	15-Sydney Shaw	7-Oyindamola Akinbolawa	1-(three players)	2-Honesty Scott-Grayson	2-Romi Levy
at Alabama	15-Kharyssa Richardson	10-Aicha Coulibaly	2-Mar'Shaun Bostic	3-Honesty Scott-Grayson	1-(three players)
Texas A&M	18-Aicha Coulibaly	9-Aicha Coulibaly	4-Romi Levy	3-Bostic/Scott-Grayson	1-Richardson/Coulibaly
at Tennessee	23-Honesty Scott-Grayson	5-Levy/Richardson	6-Sania Wells	3-Honesty Scott-Grayson	2-Sydney Shaw
at Georgia	20-Aicha Coulibaly	7-Precious Johnson	7-Aicha Coulibaly	3-Honesty Scott-Grayson	1-(four players)
Vanderbilt	16-Honesty Scott-Grayson	4-(three players)	6-Honesty Scott-Grayson	5-Honesty Scott-Grayson	1-(three players)
vs. Georgia [SEC]	13-Aicha Coulibaly	9-Aicha Coulibaly	4-Sydney Shaw	4-Honesty Scott-Grayson	1-(three players)

2022-23 Starting Lineups

	Point Guard (1)	Wing (2)	Wing (3)	Wing (4)	Post (5)
Sam Houston (1)	Shaw	Scott-Grayson	Duhon	Coulibaly	Richardson
South Alabama	Shaw	Scott-Grayson	Duhon	Coulibaly	Richardson
Georgia Tech	Shaw	Scott-Grayson	Duhon	Coulibaly	Richardson
Alabama State	Shaw	Scott-Grayson	Duhon	Coulibaly	Richardson
vs. Indiana	Shaw	Scott-Grayson	Duhon	Coulibaly	Richardson
vs. Colorado State	Shaw	Scott-Grayson	Duhon	Coulibaly	Richardson
Little Rock (2)	Shaw	Scott-Grayson	J. Johnson	Levy	Coulibaly
UCF (3)	Wells	Scott-Grayson	J. Johnson	Levy	Coulibaly
UL-Lafayette (4)	Shaw	Scott-Grayson	J. Johnson	Levy	Coulibaly
North Carolina A&T (5)	Shaw	Scott-Grayson	Bostic	Levy	Richardson
Samford	Shaw	Scott-Grayson	Bostic	Levy	Richardson
North Florida (6)	Shaw	Scott-Grayson	J. Johnson	Levy	Richardson
at Ole Miss (7)	Shaw	P. Johnson	Coulibaly	Levy	Richardson
Missouri (8)	J. Johnson	Shaw	Coulibaly	Levy	Richardson
at South Carolina	J. Johnson	Shaw	Coulibaly	Levy	Richardson
Alabama (9)	J. Johnson	Shaw	Wells	Levy	P. Johnson
at LSU (10)	J. Johnson	Shaw	Scott-Grayson	Richardson	P. Johnson
at Mississippi State (11)	J. Johnson	Shaw	Scott-Grayson	Coulibaly	Richardson
Ole Miss	J. Johnson	Shaw	Scott-Grayson	Coulibaly	Richardson
at Kentucky	J. Johnson	Shaw	Scott-Grayson	Coulibaly	Richardson
Florida	J. Johnson	Shaw	Scott-Grayson	Coulibaly	Richardson
Arkansas	J. Johnson	Wells	Scott-Grayson	Coulibaly	Richardson
South Carolina	J. Johnson	Shaw	Scott-Grayson	Levy	Richardson
at Alabama (12)	Wells	Shaw	Scott-Grayson	Levy	Richardson
Texas A&M (13)	Shaw	Scott-Grayson	Coulibaly	Levy	Richardson
at Tennessee (14)	Wells	Scott-Grayson	Coulibaly	Levy	Richardson
at Georgia	Wells	J. Johnson	Scott-Grayson	Coulibaly	Richardson
Vanderbilt	Wells	J. Johnson	Scott-Grayson	Coulibaly	Richardson
vs. Georgia [SEC]	Wells	J. Johnson	Scott-Grayson	Coulibaly	Richardson

Record by Starting Lineup (14)

Shaw, Scott-Grayson, Duhon, Coulibaly, Richardson	4-2 (.667)
Shaw, Scott-Grayson, J. Johnson, Coulibaly, Levy	2-0 (1.000)
Wells, Scott-Grayson, J. Johnson, Coulibaly, Levy	1-0 (1.000)
Shaw, Scott-Grayson, Bostic, Levy, Richardson	2-0 (1.000)
Shaw, Scott-Grayson, J. Johnson, Levy, Richardson	1-1 (.500)
Shaw, P. Johnson, Coulibaly, Levy, Richardson	0-1 (.000)
J. Johnson, Shaw, Coulibaly, Levy, Richardson	0-2 (.000)
J. Johnson, Shaw, Wells, Levy, P. Johnson	0-1 (.000)
J. Johnson, Shaw, Scott-Grayson, Richardson, P. Johnson	0-1 (.000)
J. Johnson, Shaw, Scott-Grayson, Coulibaly, Richardson	3-1 (.750)
J. Johnson, Wells, Scott-Grayson, Coulibaly, Richardson	1-3 (.250)
Wells, Shaw, Scott-Grayson, Levy, Richardson	0-1 (.000)
Shaw, Scott-Grayson, Coulibaly, Levy, Richardson	1-0 (1.000)
Wells, Scott-Grayson, Coulibaly, Levy, Richardson	0-1 (.000)



Johnnie HARRIS

Head Coach

Second Season at Auburn • 24th Season in college coaching

Pine Bluff, Ark. • Arkansas Baptist, 1996

Johnnie Harris enters her second year as head coach for Auburn women's basketball in 2022-23. A long-time Southeastern Conference assistant and 2018 WBCA National Assistant Coach of the Year, Harris was named Auburn women's basketball head coach on April 3, 2021.

Her first season on the Plains saw Auburn double its win total from the previous season and pick up three victories over nationally ranked opponents. Her first top-25 win came Nov. 21 with a 59-51 win at Georgia Tech, Auburn's first road win over a ranked foe since 2014. The biggest win of the season, and one of Auburn's biggest in decades, came Jan. 27 when the Tigers shocked No. 4 Tennessee 71-61 at home for their first SEC win of the season and their first win over a top-5 opponent since 1997. The Tigers added one more top-25 win, a 65-60 victory over No. 21 Georgia on Feb. 20. Sophomore Aicha Coulibaly was named to the All-SEC Second Team, and the Tigers landed a consensus top-25 recruiting class for 2022-23.

Prior to her arrival at Auburn, Harris spent 16 years combined at Arkansas, Texas A&M and Mississippi State, and spent the 2020-21 season as the Associate Head Coach at the University of Texas. She helped Texas to an Elite Eight appearance during the 2020-21 season, and she worked alongside Longhorn head coach Vic Schaefer the previous 10 years assisting Mississippi State to a pair of NCAA Championship game appearances. She was a central part of Mississippi State's success those eight seasons and is considered one of the nation's top recruiters.

Harris helped lead Mississippi State to a 221-62 [.781] record and five NCAA Tournament berths, including NCAA Championship Game appearances in 2017 and 2018. During that time, the Bulldogs also won the program's first Southeastern Conference regular-season championship and SEC Tournament Championship.

Harris' pupils in the past were some of the best in Mississippi State school history, led by Teaira McCowan, who Harris mentored during McCowan's record-setting junior and senior campaigns from 2017-19. The 2019 SEC Player of the Year and a consensus First-Team All-American, McCowan finished her career as Mississippi State's leader in rebounds and field-goal percentage, while ranking second in blocks and fourth in points and field-goals made.

The individual development McCowan showed during Mississippi State's run to a second consecutive national title game caught the attention of the coaching community, as Harris was tabbed the WBCA National Assistant Coach of the Year for the 2017-18 season.

In 2018-19, Harris helped transfer forward Anriel Howard combine with McCowan to create one of the best front courts in the country. In her lone season with the Bulldogs, Howard earned first-team All-SEC recognition by the AP and league coaches after averaging 16.4 points and 8.4 rebounds per game. Both McCowan [No. 3, Indiana Fever] and Howard [No. 24, Seattle Storm] were selected in the 2019 WNBA Draft.

Another Harris product, Chinwe Okorie, was an integral part of the Bulldogs' runs to the Final Four and 2016 Sweet 16 and finished her MSU career sixth in program annals in field-goal percentage, shooting 52.1 percent over 109 games. She raised her scoring average and field goal percentage each season of her three-year career, capped by her 7.5 ppg average on 56.4 percent shooting as a senior.

Harris helped guide Texas A&M to four Sweet 16 appearances in her five seasons, including the program's first national championship in 2010-11. During her tenure with the Aggies, Harris helped sign and mentor junior college All-Americans Danielle Adams and Tanisha Smith.

Prior to her stop in College Station, Harris spent three seasons at Arkansas, landing some of the Lady Razorbacks' top recruiting classes in program history. She signed Laura Ervin, a junior college All-American who went on to garner Second Team All-SEC accolades, as well as Freshman All-SEC selection Donica Cosby.

Harris has had the opportunity to learn from some of the game's top coaches, including Hall of Famer Kay Yow at N.C. State. She joined the program in the 2003-04 season and assisted the squad to the NCAA Tournament for the first time in two years. Her first recruiting class in Raleigh was rated as one of the best in the nation. She also garnered a commitment from Gillian Goring, the nation's No. 1 post player who went on to play for the Washington Mystics.

Prior to jumping to the Division I level, Harris made her mark on the junior college level as an assistant coach at Arkansas-Fort Smith, where she brought in key players who led the school to the NJCAA Final Four in 2004. In two seasons coaching under the legendary Louis Whorton, she inked the nation's No. 1 class and a 34-8 record. UAFS's 2002-03 team went 26-2 and won a share of the Bi-State Conference championship.

The Arkansas-Fort Smith position kept the Pine Bluff native in her home state after she started her coaching career as a graduate assistant at Little Rock. Her hard work at UALR earned her a promotion to a full-time assistant position in 2000.

Harris is the mother of two children, Marcus and Kiera, and the legal guardian of Lily. She also has two grandchildren, Samarah and Kaiden.

Harris Year-by-Year

Arkansas-Little Rock, Assistant Coach (1999-2001)

Year	Record	Conf.	Other Information
1999-00	5-23	1-15	
2000-01	6-22	0-16	

Arkansas-Fort Smith, Assistant Coach (2001-03)

Year	Record	Conf.	Other Information
2001-02	26-2		
2002-03	34-8		Conference Champions

NC State, Assistant Coach (2003-04)

Year	Record	Conf.	Other Information
2003-04	17-15	8-8	NCAA First Round

Arkansas, Assistant Coach (2004-07)

Year	Record	Conf.	Other Information
2004-05	17-14	3-11	WNIT Second Round
2005-06	13-15	5-9	
2006-07	18-13	3-11	

Texas A&M, Assistant Coach (2007-12)

Year	Record	Conf.	Other Information
2007-08	29-8	11-5	NCAA Elite Eight Big 12 Tournament Champions
2008-09	27-8	11-5	NCAA Sweet 16
2009-10	26-8	10-6	NCAA Second Round Big 12 Tournament Champions
2010-11	33-5	13-3	National Champions
2011-12	24-11	11-7	NCAA Sweet 16

Mississippi State, Associate Head Coach (2013-20)

Year	Record	Conf.	Other Information
2012-13	13-17	5-11	
2013-14	22-14	5-11	WNIT Quarterfinals
2014-15	27-7	11-5	NCAA Second Round
2015-16	28-8	11-5	NCAA Sweet 16
2016-17	34-5	13-3	National Runner-Up
2017-18	37-2	16-0	National Runner-Up SEC Regular Season Champions
2018-19	33-3	15-1	NCAA Elite Eight SEC Regular Season & Tournament Champions
2019-20	27-6	13-3	(no postseason; pandemic)

Texas, Associate Head Coach (2020-21)

Year	Record	Conf.	Other Information
2020-21	21-10	11-7	NCAA Elite Eight

Auburn, Head Coach (2021-)

Year	Record	Conf.	Other Information
2021-22	10-18	2-14	
2022-23	15-14	5-11	



Amoura GRAVES

#0

Sophomore • Guard/Forward • 6-0
Ponchatoula, La. • Ponchatoula HS

- Season-high 5 points, career-high 3 assists in win over Alabama State (11/20)
- 4 rebounds, 2 blocks in 17 minutes off the bench in win over South Alabama (11/10)
- Averaged 1.8 points, 1.8 rebounds, 0.5 steals over 26 games as a freshman
- Career-high 8 points, 4 rebounds, 2 steals, 2 assists at Vanderbilt (1/30/22)
- 2020 LSWA All-State First Team; averaged 23.5 points/game as HS junior
- Led Ponchatoula HS to 31-1 record and state No. 1 ranking as a senior
- Ranked No. 203 overall prospect nationally by Prospects Nation

SEASON HIGHS

Points	5	vs Alabama State	11/20/22
Rebounds	4	vs South Alabama	11/10/22
Assists	3	vs Alabama State	11/20/22
Blocks	2	vs South Alabama	11/10/22
Steals	1	vs Alabama State	11/20/22
Field Goals	2	vs Alabama State	11/20/22
Field Goal Attempts	3	vs South Alabama	11/10/22
3-Point Field Goals	1	vs Alabama State	11/20/22
3-Point FG Attempts	3	vs South Alabama	11/10/22
Free Throws			
Free Throw Attempts			

Opponent	Start	Min.	FG-A	3PT-A	FT-A	O-D-T	PF	Ast.	TO	Blk.	St.	Pts.
SAM HOUSTON		10	0-1	0-0	0-0	0-0-0	2	0	1	0	0	0
SOUTH ALABAMA		17	0-3	0-3	0-0	1-3-4	1	0	2	2	0	0
GEORGIA TECH						--DNP--						
ALABAMA STATE		13	2-2	1-1	0-0	1-1-2	1	3	0	0	1	5
vs. Indiana						--DNP--						
vs. Colorado State						--DNP--						
LITTLE ROCK						--DNP--						
UCF						--DNP--						
UL-LAFAYETTE						--DNP--						
NORTH CAROLINA A&T						--DNP--						
SAMFORD						--DNP--						
NORTH FLORIDA						--DNP--						
at Ole Miss						--DNP--						
MISSOURI						--DNP--						
at South Carolina						--DNP--						
ALABAMA						--DNP--						
at LSU						--DNP--						
at Mississippi State						--DNP--						
OLE MISS						--DNP--						
at Kentucky						--DNP--						
FLORIDA						--DNP--						
ARKANSAS						--DNP--						
SOUTH CAROLINA						--DNP--						
at Alabama						--DNP--						
TEXAS A&M						--DNP--						
at Tennessee						--DNP--						
at Georgia						--DNP--						
VANDERBILT						--DNP--						
vs. Georgia [SEC]						--DNP--						

CAREER HIGHS

Points	8	2x; last at Vanderbilt	1/30/22
Rebounds	5	at Arkansas	2/10/22
Assists	3	vs Alabama State	11/20/22
Blocks	2	2x; last vs Alabama State	11/20/22
Steals	2	4x; last at Vanderbilt	1/30/22
Field Goals	3	2x; last at Vanderbilt	1/30/22
Field Goal Attempts	5	at Vanderbilt	1/30/22
3-Point Field Goals	2	2x; last at Vanderbilt	1/30/22
3-Point FG Attempts	3	3x; last vs South Alabama	11/10/22
Free Throws	2	2x; last at Arkansas	2/10/22
Free Throw Attempts	2	4x; last at Arkansas	2/10/22

GRAVES' CAREER STATISTICS

SEASON	TEAM	GP-GS	MIN/AVG	Field Goals		3-Point		F-Throws		Rebounds				Scoring						
				FG-FGA	FG%	3FG-3FGA	3FG%	FT-FTA	FT%	OFF	DEF	TOT	AVG	PF-FO	A	TO	BLK	STL	PTS	AVG
2021-22	AUB	26-0	308/11.8	17-51	.333	7-22	.318	5-9	.556	23	23	46	1.8	19-0	7	7	3	12	46	1.8
2022-23	AUB	3-0	41/13.5	2-6	.333	1-4	.250	0-0	.000	2	4	6	2.0	4-0	3	3	2	1	5	1.7
TOTAL		29-0	348/12.0	19-57	.333	8-26	.308	5-9	.556	25	27	52	1.8	23-0	10	10	5	13	51	1.8



Sania WELLS

#2

Senior • Guard • 5-7

Moss Point, Miss. • East Central HS

- Scored Auburn's last 10 points of the game and was 10-10 at the FT line in the 4th quarter in win over Texas A&M (2/16)
- Season-high 16 points on 6-8 FG and 4-4 FT in win at Kentucky (1/26); has 10+ points in 3 SEC games (13 vs. South Carolina, Alabama)
- Career-high 8 rebounds along with 10 points, 3 assists, 3 steals vs. Samford (12/18)
- Scored 12 points and had 4 assists off the bench in season-opener vs. Sam Houston (11/8)
- Set Auburn single-season record and led SEC in free-throw percentage in 2021-22, hitting 90.5% (76-84) at the free throw line; ranked 7th in NCAA
- Started 25 games, played in 27 as a junior; averaged 9.1 points, 2.3 rebounds, 2.6 assists, 1.1 steals
- Matched career-high with 3 steals, had 11 points and was 6-6 FTs in win over #4 Tennessee (1/27/22)
- Career-high 20 points in OT loss at Missouri (1/6/22)
- Career-high 7 assists, 6-6 FT in win over Alabama State (11/16/21)

SEASON HIGHS

Points	16	at Kentucky	1/26/23
Rebounds	8	vs Samford	12/18/22
Assists	6	at Tennessee	2/19/23
Blocks	3	vs. UCF	12/3/22
Steals	3	2x; last at LSU	1/15/23
Field Goals	6	2x; last at Kentucky	1/26/23
Field Goal Attempts	12	at Alabama	2/12/23
3-Point Field Goals	3	vs. UL-Lafayette	12/11/22
3-Point FG Attempts	5	7x; last vs. Vanderbilt	2/26/23
Free Throws	11	vs. Texas A&M	2/16/23
Free Throw Attempts	12	vs. Texas A&M	2/16/23

Opponent	Start	Min.	FG-A	3PT-A	FT-A	O-D-T	PF	Ast.	TO	Blk.	St.	Pts.
SAM HOUSTON		22	4-10	1-2	3-3	0-1-1	2	4	1	1	0	12
SOUTH ALABAMA		14	1-6	0-2	2-2	1-0-1	1	2	0	1	1	4
GEORGIA TECH		4	0-1	0-1	0-0	1-0-1	1	0	2	0	0	0
ALABAMA STATE		15	3-7	2-5	2-3	0-3-3	0	0	1	2	0	10
vs. Indiana		8	2-2	1-1	0-0	0-1-1	0	0	0	0	0	5
vs. Colorado State		20	4-5	0-0	1-2	1-1-2	1	2	0	0	1	9
LITTLE ROCK		21	2-9	0-2	0-0	0-1-1	2	1	0	0	1	4
UCF	*	29	0-5	0-1	1-4	0-2-2	1	3	1	3	2	1
UL-LAFAYETTE		11	3-5	3-5	1-2	1-1-2	2	1	3	0	1	10
NORTH CAROLINA A&T		17	0-7	0-3	0-0	1-2-3	1	0	3	0	2	0
SAMFORD		18	4-9	2-5	0-0	1-7-8	2	3	3	0	3	10
NORTH FLORIDA		19	3-5	1-3	0-0	0-0-0	2	1	4	0	1	7
at Ole Miss		19	0-6	0-1	0-0	0-2-2	4	0	0	0	1	0
MISSOURI		26	3-8	1-5	1-1	0-1-1	2	0	1	0	1	8
at South Carolina		25	6-8	0-0	1-2	0-2-2	1	0	1	1	1	13
ALABAMA	*	32	4-11	2-5	3-4	0-1-1	1	0	5	0	0	13
at LSU		23	3-9	1-6	2-6	0-0-0	2	1	1	0	3	9
at Mississippi State		4	0-1	0-1	0-0	0-0-0	1	0	1	0	0	0
OLE MISS		22	1-4	0-0	2-2	0-1-1	1	0	1	0	0	4
at Kentucky		30	6-8	0-0	4-4	0-4-4	3	1	1	0	1	16
FLORIDA		25	2-8	0-1	5-6	1-1-2	0	1	1	0	0	9
ARKANSAS	*	9	0-3	0-1	0-0	0-2-2	0	0	2	0	0	0
SOUTH CAROLINA		15	2-4	1-1	0-0	0-1-1	1	0	0	0	0	5
at Alabama	*	30	2-12	0-5	2-2	1-3-4	2	0	0	1	2	6
TEXAS A&M		14	1-1	0-0	11-12	0-1-1	1	0	0	0	0	13
at Tennessee	*	22	3-6	2-4	2-4	0-1-1	4	6	1	0	1	10
at Georgia	*	22	0-2	0-1	0-0	0-1-1	2	0	4	0	1	0
VANDERBILT	*	19	5-9	2-5	1-1	0-1-1	3	0	2	0	1	13
vs. Georgia [SEC]	*	18	1-3	0-1	0-0	0-1-1	0	1	2	0	1	2

CAREER HIGHS

Points	20	at Missouri	1/6/22
Rebounds	8	vs Samford	12/18/22
Assists	7	vs Alabama State	11/16/21
Blocks	3	vs. UCF	12/3/22
Steals	3	5x; last at LSU	1/15/23
Field Goals	9	at Missouri	1/6/22
Field Goal Attempts	20	at Missouri	1/6/22
3-Point Field Goals	3	2x; last vs. UL-Lafayette	12/11/22
3-Point FG Attempts	6	vs. South Alabama	12/13/20
Free Throws	11	vs. Texas A&M	2/16/23
Free Throw Attempts	12	vs. Texas A&M	2/16/23

WELLS' CAREER STATISTICS

SEASON	TEAM	GP-GS	MIN/AVG	Field Goals		3-Point		F-Throws		Rebounds				Scoring						
				FG-FGA	FG%	3FG-3FGA	3FG%	FT-FTA	FT%	OFF	DEF	TOT	AVG	PF-FO	A	TO	BLK	STL	PTS	AVG
2019-20	AUB	25-0	214/8.6	14-47	.298	3-17	.176	10-14	.714	5	15	20	0.8	26-0	13	17	0	5	41	1.6
2020-21	AUB	23-1	331/14.4	23-95	.242	11-42	.262	18-28	.643	6	13	19	0.8	33-0	18	18	1	9	75	3.3
2021-22	AUB	27-25	770/28.5	77-230	.335	15-57	.263	76-84	.905	12	51	63	2.3	64-2	70	45	6	29	245	9.1
2022-23	AUB	29-8	550/19.0	65-174	.374	19-67	.284	44-60	.733	8	42	50	1.7	43-0	27	42	9	25	193	6.7
TOTAL		104-34	1865/17.9	179-546	.328	48-183	.262	148-186	.796	31	121	152	1.5	166-2	128	122	16	68	554	5.3



Jakayla JOHNSON

#3

Junior • Guard • 5-9
Clinton, Miss. • Clinton HS • Jones College

- Matched season-high with 9 points against Arkansas, all in second half (2/5)
- Career-best 6 assists in win at Kentucky (1/26)
- Season-high 9 points, 6 rebounds, 4 assists while playing PG for first time vs. Missouri (1/1)
- Scored 8 points along with 2 steals, 2 rebounds in win over UCF (12/3)
- Made first Division 1 start vs. Little Rock (11/30); scored 4 points with 1 block, 1 rebound, 1 steal
- Transferred to Auburn in spring of 2022 but did not play while rehabbing knee injury
- Played five games in 2021-22 at Jones College, averaging 16.8 pts, 2.8 rebs, 3.0 asts, 2.8 stls; suffered season-ending injury in December
- 2021 WBCA Two-Year College Coaches All-American; First Team All-Mississippi Association Community Colleges
- Led Jones College to first-ever NJCAA No. 1 national ranking in 2020-21

SEASON/CAREER HIGHS

Points	9	2x; last vs. Arkansas	2/5/23
Rebounds	6	vs. Missouri	1/1/23
Assists	6	at Kentucky	1/26/23
Blocks	2	vs Sam Houston	11/8/22
Steals	2	4x; last at Georgia	2/23/23
Field Goals	4	vs. Arkansas	2/5/23
Field Goal Attempts	6	vs. Arkansas	2/5/23
3-Point Field Goals	2	vs Samford	12/18/22
3-Point FG Attempts	2	3x; last vs. Missouri	1/1/23
Free Throws	4	vs. Missouri	1/1/23
Free Throw Attempts	4	vs. Missouri	1/1/23

Opponent	Start	Min.	FG-A	3PT-A	FT-A	O-D-T	PF	Ast.	TO	Blk.	St.	Pts.
SAM HOUSTON		11	0-4	0-0	2-2	0-2-2	4	0	1	2	2	2
SOUTH ALABAMA		10	0-1	0-0	2-2	0-0-0	0	0	0	0	0	2
GEORGIA TECH		20	2-3	0-0	0-1	2-3-5	1	0	0	0	0	4
ALABAMA STATE		8	1-1	0-0	0-0	0-1-1	3	0	0	0	1	2
vs. Indiana		8	0-4	0-1	0-0	2-0-2	2	0	1	0	0	0
vs. Colorado State		14	2-4	1-2	0-0	1-2-3	0	0	0	0	0	5
LITTLE ROCK	*	21	2-6	0-1	0-0	0-1-1	0	0	0	1	1	4
UCF	*	20	3-5	0-1	2-2	2-0-2	1	1	1	0	2	8
UL-LAFAYETTE	*	15	1-1	1-1	0-0	2-1-3	2	1	1	0	1	3
NORTH CAROLINA A&T						--DNP--						
SAMFORD		17	3-4	2-2	0-0	1-1-2	1	3	2	1	1	8
NORTH FLORIDA	*	19	1-4	0-1	1-2	0-1-1	0	1	0	1	2	3
at Ole Miss		22	1-4	0-1	0-0	0-4-4	0	0	3	0	1	2
MISSOURI	*	34	2-3	1-2	4-4	2-4-6	4	4	1	0	0	9
at South Carolina	*	14	0-3	0-1	0-0	0-0-0	0	0	1	0	0	0
ALABAMA	*	22	1-2	0-0	0-0	1-0-1	2	1	2	0	1	2
at LSU	*	22	1-7	0-1	0-0	2-3-5	1	3	0	0	0	2
at Mississippi State	*	15	0-4	0-1	0-0	0-0-0	0	0	1	0	0	0
OLE MISS	*	14	0-2	0-0	0-0	0-3-3	2	1	2	0	1	0
at Kentucky	*	28	2-5	0-1	0-0	1-1-2	4	6	3	0	1	4
FLORIDA	*	22	1-5	1-2	0-0	0-3-3	4	4	2	0	0	3
ARKANSAS	*	24	4-6	1-1	0-2	0-1-1	4	0	5	0	0	9
SOUTH CAROLINA	*	18	0-3	0-0	0-0	0-2-2	1	0	0	0	0	0
at Alabama		5	0-2	0-2	0-0	0-0-0	1	0	0	0	0	0
TEXAS A&M		5	0-0	0-0	0-0	0-0-0	0	1	0	0	0	0
at Tennessee		5	0-1	0-1	0-0	0-0-0	1	2	0	0	1	0
at Georgia	*	14	0-0	0-0	0-0	0-2-2	1	3	2	0	2	0
VANDERBILT	*	13	0-1	0-0	0-0	0-0-0	1	2	0	0	1	0
vs. Georgia [SEC]	*	13	0-1	0-1	0-0	0-0-0	0	2	2	0	0	0

JOHNSON'S CAREER STATISTICS

		Field Goals			3-Point		F-Throws		Rebounds				Scoring							
SEASON	TEAM	GP-GS	MIN/AVG	FG-FGA	FG%	3FG-3FGA	3FG%	FT-FTA	FT%	OFF	DEF	TOT	AVG	PF-FO	A	TO	BLK	STL	PTS	AVG
2022-23	AUB	28-17	454/16.2	27-86	.314	7-23	.304	11-15	.733	16	35	51	1.8	40-0	35	30	4	18	72	2.6
TOTAL		28-17	454/16.2	27-86	.314	7-23	.304	11-15	.733	16	35	51	1.8	40-0	35	30	4	18	72	2.6



Kaitlyn DUHON

#4

Freshman • Guard • 5-10
Houston, Texas. • Summer Creek HS

- Best game in SEC play game against Arkansas; 6 points, 7 rebounds, 1 assists, 1 block, 1 steal in 25 minutes (2/5)
- Monster game vs. South Alabama with 17 points (7-11 FG), 7 rebounds, 3 steals (11/10)
- Equaled season-highs with 3 blocks and 3 steals vs. Little Rock (11/30); also had 8 points and 3 rebounds
- Had 9 points, 8 rebounds, 3 blocks in Auburn debut vs. Sam Houston (11/8)
- Fast, aggressive, lock-down defender
- Averaged 17 points, 7 rebounds, 3 steals, 49% FG as high school senior
- All-Greater Houston Player of the Year in 2022 by Houston Chronicle
- Led Summer Creek HS to region championship and state semifinals as a senior
- State runner-up in long jump (19 feet, 8.25 inches)

SEASON/CAREER HIGHS

Points		
17	vs South Alabama	11/10/22
Rebounds		
8	vs Sam Houston	11/8/22
Assists		
2	vs. UL-Lafayette	12/11/22
Blocks		
3	2x; last vs. Little Rock	11/30/22
Steals		
3	2x; last vs. Little Rock	11/30/22
Field Goals		
7	vs South Alabama	11/10/22
Field Goal Attempts		
11	vs South Alabama	11/10/22
3-Point Field Goals		
1	vs. Indiana	11/25/22
3-Point FG Attempts		
3	vs. Indiana	11/25/22
Free Throws		
3	2x; last vs South Alabama	11/10/22
Free Throw Attempts		
4	3x; last vs. Arkansas	2/5/23

Opponent	Start	Min.	FG-A	3PT-A	FT-A	O-D-T	PF	Ast.	TO	Blk.	St.	Pts.
SAM HOUSTON	*	28	3-9	0-0	3-4	3-5-8	3	0	2	3	1	9
SOUTH ALABAMA	*	26	7-11	0-2	3-4	5-2-7	3	0	1	2	3	17
GEORGIA TECH	*	22	3-9	0-1	0-0	3-0-3	3	0	2	0	0	6
ALABAMA STATE	*	16	1-6	0-1	1-2	1-0-1	3	1	1	0	0	3
vs. Indiana	*	15	2-7	1-3	2-2	1-2-3	2	1	0	0	0	7
vs. Colorado State	*	17	2-6	0-0	0-2	1-1-2	4	1	1	0	0	4
LITTLE ROCK		21	3-4	0-0	2-2	1-2-3	3	0	0	3	3	8
UCF		13	3-5	0-0	0-0	1-1-2	4	0	0	0	2	6
UL-LAFAYETTE		14	2-2	0-0	0-0	0-0-0	2	2	2	1	2	4
NORTH CAROLINA A&T		17	3-5	0-0	0-0	1-2-3	4	1	1	1	1	6
SAMFORD		15	1-3	0-0	2-2	0-0-0	1	1	1	0	0	4
NORTH FLORIDA		17	3-8	0-1	0-0	1-6-7	0	0	2	1	0	6
at Ole Miss		7	0-1	0-0	2-2	0-1-1	0	1	0	0	1	2
MISSOURI		11	1-2	0-0	0-0	0-1-1	0	0	2	0	1	2
at South Carolina		14	0-4	0-0	0-0	4-0-4	1	0	0	1	0	0
ALABAMA		3	0-0	0-0	0-0	0-1-1	1	0	0	0	0	0
at LSU		9	1-2	0-0	0-0	0-1-1	1	0	1	0	0	2
at Mississippi State						--DNP--						
OLE MISS		11	0-2	0-0	0-0	0-1-1	1	0	0	0	0	0
at Kentucky		3	0-0	0-0	0-0	0-0-0	0	0	2	0	0	0
FLORIDA		1	0-0	0-0	0-0	0-0-0	0	0	0	0	0	0
ARKANSAS		25	2-6	0-2	2-4	2-5-7	2	1	2	1	1	6
SOUTH CAROLINA		17	1-6	0-0	0-0	0-1-1	2	1	1	0	1	2
at Alabama		23	2-6	0-0	1-2	0-0-0	3	1	0	0	1	5
TEXAS A&M		5	0-2	0-0	0-2	1-1-2	2	0	0	0	0	0
at Tennessee		16	1-2	0-0	2-2	0-2-2	2	1	1	0	1	4
at Georgia		8	0-0	0-0	0-0	0-0-0	1	0	0	0	0	0
VANDERBILT		7	2-3	0-0	0-0	1-1-2	2	1	0	0	0	4
vs. Georgia [SEC]		8	1-2	0-0	0-0	0-1-1	1	0	0	0	0	2

DUHON'S CAREER STATISTICS

SEASON	TEAM	GP-GS	MIN/AVG	Field Goals		3-Point		F-Throws		Rebounds				Scoring						
				FG-FGA	FG%	3FG-3FGA	3FG%	FT-FTA	FT%	OFF	DEF	TOT	AVG	PF-FO	A	TO	BLK	STL	PTS	AVG
2022-23	AUB	28-6	388/13.9	44-113	.389	1-10	.100	20-30	.667	26	37	63	2.3	51-0	13	22	13	18	109	3.9
TOTAL		28-6	388/13.9	44-113	.389	1-10	.100	20-30	.667	26	37	63	2.3	51-0	13	22	13	18	109	3.9



Aicha COULIBALY

#5

Junior • Guard/Forward • 6-0
Mali • IMG Academy (Fla.)

****2023 All-SEC Second Team****

All-SEC Second Team for second straight season

- Leads Auburn in scoring (16.4), rebounding (6.3), assists (2.5) and steals (2.2); 6th in SEC in scoring, 3rd in steals
- Four double-doubles this season; 24/10 vs. Sam Houston, 17/12 vs. UCF, 14/11 vs. Florida; 13/10 at Alabama
- Career-high 7 assists, most by Auburn player this season, along with 20 points and 6 rebounds at Georgia (2/23)
- Career-high 31 points along with 7 rebounds, 5 steals, 4 assists in OT win over Ole Miss (1/22)
- Started all 28 games as a sophomore; led Auburn with 17.1 points, 7.5 rebounds, 2.2 steals per game
- Recorded five double-doubles in 2022-23; had nine games with 20+ points with a career-high of 27 vs. Charleston Southern
- Played for Mali's national team at FIBA U16 African Championships in 2017, leading her team to tournament championship
- Is Auburn's third women's basketball player from Africa, along with Crispina Correia (Cape Verde, 2001-03) and Khady Dieng (Senegal, 2013-17)

SEASON HIGHS

Points		
31	vs. Ole Miss	1/22/23
Rebounds		
12	vs. UCF	12/3/22
Assists		
7	at Georgia	2/23/23
Blocks		
3	vs. UL-Lafayette	12/11/22
Steals		
6	vs Alabama State	11/20/22
Field Goals		
10	2x; last vs. Ole Miss	1/22/23
Field Goal Attempts		
21	at South Carolina	1/5/23
3-Point Field Goals		
2	vs South Alabama	11/10/22
3-Point FG Attempts		
5	vs South Alabama	11/10/22
Free Throws		
9	vs South Alabama	11/10/22
Free Throw Attempts		
11	2x; last vs. Indiana	11/25/22

Opponent	Start	Min.	FG-A	3PT-A	FT-A	O-D-T	PF	Ast.	TO	Blk.	St.	Pts.
SAM HOUSTON	*	31	10-15	1-1	3-3	3-7-10	3	3	1	1	2	24
SOUTH ALABAMA	*	31	4-12	2-5	9-11	1-4-5	3	0	1	1	2	19
GEORGIA TECH	*	33	2-13	0-3	7-9	4-3-7	1	4	1	1	4	11
ALABAMA STATE	*	26	8-15	1-2	4-8	3-4-7	1	1	3	0	6	21
vs. Indiana	*	37	7-17	0-2	8-11	3-0-3	3	1	4	2	3	22
vs. Colorado State	*	29	5-11	0-3	6-6	0-2-2	0	5	2	0	2	16
LITTLE ROCK	*	11	2-6	0-0	2-2	0-2-2	3	0	1	0	1	6
UCF	*	32	7-18	1-3	2-2	3-9-12	1	4	1	2	1	17
UL-LAFAYETTE	*	29	6-12	1-3	2-3	1-6-7	4	0	3	3	0	15
NORTH CAROLINA A&T						--DNP--						
SAMFORD						--DNP--						
NORTH FLORIDA						--DNP--						
at Ole Miss	*	28	4-11	0-2	5-8	2-3-5	2	1	2	0	0	13
MISSOURI	*	31	7-15	0-3	6-8	1-6-7	2	1	2	0	0	20
at South Carolina	*	34	7-21	1-3	1-2	2-2-4	1	1	3	0	4	16
ALABAMA						--DNP--						
at LSU						--DNP--						
at Mississippi State	*	38	7-15	0-2	1-3	2-6-8	0	4	2	0	4	15
OLE MISS	*	36	12-20	1-3	6-8	1-6-7	2	4	4	0	5	31
at Kentucky	*	35	7-16	1-2	5-9	2-1-3	0	4	5	0	3	20
FLORIDA	*	31	5-15	0-1	4-6	3-8-11	2	5	2	0	1	14
ARKANSAS	*	26	0-8	0-1	1-4	2-4-6	2	2	5	0	2	1
SOUTH CAROLINA						--DNP--						
at Alabama		36	6-20	0-4	1-4	5-5-10	2	1	3	1	2	13
TEXAS A&M	*	34	8-11	1-3	1-5	4-5-9	3	1	5	1	2	18
at Tennessee	*	26	7-14	1-2	0-1	2-2-4	5	3	2	0	0	15
at Georgia	*	34	9-19	0-1	2-3	4-2-6	4	7	2	1	2	20
VANDERBILT	*	39	4-18	0-0	6-8	3-1-4	1	4	2	0	2	14
vs. Georgia [SEC]	*	36	5-15	1-3	2-2	2-7-9	1	3	3	1	3	13

CAREER HIGHS

Points		
31	vs. Ole Miss	1/22/23
Rebounds		
13	at Old Dominion	11/14/21
Assists		
7	at Georgia	2/23/23
Blocks		
3	2x; last vs. UL-Lafayette	12/11/22
Steals		
6	2x; last vs Alabama State	11/20/22
Field Goals		
10	6x; last vs. Ole Miss	1/22/23
Field Goal Attempts		
21	2x; last at South Carolina	1/5/23
3-Point Field Goals		
2	3x; last vs South Alabama	11/10/22
3-Point FG Attempts		
5	vs South Alabama	11/10/22
Free Throws		
11	vs. Charleston So.	11/26/21
Free Throw Attempts		
14	vs. Charleston So.	11/26/21

COULIBALY'S CAREER STATISTICS

SEASON	TEAM	GP-GS	MIN/AVG	Field Goals		3-Point		F-Throws		Rebounds				Scoring						
				FG-FGA	FG%	3FG-3FGA	3FG%	FT-FTA	FT%	OFF	DEF	TOT	AVG	PF-FO	A	TO	BLK	STL	PTS	AVG
2020-21	AUB	23-7	436/19.0	45-128	.352	5-33	.152	23-37	.622	22	49	71	3.1	38-0	19	24	10	20	118	5.1
2021-22	AUB	28-28	908/32.4	175-397	.441	13-58	.224	115-177	.650	77	132	209	7.5	82-2	45	101	19	61	478	17.1
2022-23	AUB	23-22	722/31.4	139-337	.412	12-52	.231	84-126	.667	53	95	148	6.4	46-1	59	59	15	51	374	16.3
TOTAL		74-57	2065/27.9	359-862	.416	30-143	.210	222-340	.653	152	276	428	5.8	166-3	123	184	44	132	970	13.1



Sydney SHAW

#10

Freshman • Guard • 5-9
Miami, Fla. • DME Academy

- Matched career-high with 15 points (3-4 3FG) vs. #1 South Carolina (2/9)
- Named SEC Freshman of the Week (12/28) after 14-point, 4-assist, 4-steal effort vs. North Florida (12/20)
- Season-best 4 steals, matched season-high with 6 assists vs. Samford (12/18)
- Career-high 15 points on 5-7 FG plus 6 assists in win over Louisiana-Lafayette (12/11); followed up with a 14-point, 5 assist night vs. N.C. A&T
- 8 points, season-high 6 assists in win over Alabama State (11/20)
- 12 points on 5-8 shooting (2-2 3FG), 3 assists, 1 blocks in Auburn debut vs. Sam Houston (11/8)
- No. 43 overall prospect on signing day in class of 2022 by ESPN HoopGurlz
- Averaged 12.5 points, 4.6 rebounds, 3.0 assists, 2.3 steals as HS senior at DME Academy
- Led American Heritage HS to fourth straight 5A state title as a junior in 2021

SEASON/CAREER HIGHS

Points	15	2x; last vs. South Carolina	2/9/23
Rebounds	5	2x; last at LSU	1/15/23
Assists	6	3x; last vs Samford	12/18/22
Blocks	2	2x; last at Tennessee	2/19/23
Steals	4	2x; last vs. North Florida	12/20/22
Field Goals	6	vs. South Carolina	2/9/23
Field Goal Attempts	16	vs. South Carolina	2/9/23
3-Point Field Goals	3	3x; last vs. South Carolina	2/9/23
3-Point FG Attempts	7	vs. Georgia	3/2/23
Free Throws	3	vs. Vanderbilt	2/26/23
Free Throw Attempts	3	vs. Vanderbilt	2/26/23

Opponent	Start	Min.	FG-A	3PT-A	FT-A	O-D-T	PF	Ast.	TO	Blk.	St.	Pts.
SAM HOUSTON	*	17	5-8	2-2	0-0	1-1-2	2	3	4	1	0	12
SOUTH ALABAMA	*	29	3-9	0-4	2-2	0-3-3	0	3	3	1	1	8
GEORGIA TECH	*	24	2-14	1-5	0-0	1-3-4	2	3	3	1	1	5
ALABAMA STATE	*	24	3-8	2-6	0-0	0-1-1	1	6	1	0	2	8
vs. Indiana	*	33	3-8	2-6	0-0	0-2-2	1	5	2	0	0	8
vs. Colorado State	*	23	3-7	3-5	0-0	0-3-3	2	0	1	0	0	9
LITTLE ROCK	*	22	3-5	0-1	0-0	0-2-2	0	3	1	0	0	6
UCF		16	4-7	1-2	0-0	0-3-3	1	2	2	0	0	9
UL-LAFAYETTE	*	30	5-7	3-4	2-2	0-1-1	0	6	4	1	1	15
NORTH CAROLINA A&T	*	33	5-12	2-6	2-2	0-3-3	2	5	1	0	0	14
SAMFORD	*	23	2-6	2-5	0-0	0-1-1	0	6	2	0	4	6
NORTH FLORIDA	*	30	5-12	3-5	1-2	0-2-2	1	4	2	0	4	14
at Ole Miss	*	24	2-9	0-3	0-0	1-3-4	1	2	6	0	0	4
MISSOURI	*	26	0-6	0-2	0-0	0-3-3	0	2	1	0	0	0
at South Carolina	*	30	5-15	1-4	0-0	0-2-2	1	1	1	0	0	11
ALABAMA	*	26	3-10	2-6	1-2	0-5-5	0	1	1	1	0	9
at LSU	*	26	4-13	1-3	0-0	1-4-5	2	1	2	0	0	9
at Mississippi State	*	22	3-9	2-6	1-2	1-3-4	2	2	0	0	0	9
OLE MISS	*	29	1-5	1-3	2-2	0-3-3	2	2	2	1	0	5
at Kentucky	*	4	0-0	0-0	0-0	0-1-1	2	0	1	0	0	0
FLORIDA	*	32	3-9	1-2	0-0	0-2-2	0	1	1	2	3	7
ARKANSAS		15	2-7	0-4	0-0	0-1-1	3	0	0	0	1	4
SOUTH CAROLINA	*	27	6-16	3-4	0-0	0-3-3	2	0	1	0	0	15
at Alabama	*	23	0-5	0-4	0-0	1-0-1	0	0	2	0	1	0
TEXAS A&M	*	9	0-3	0-1	0-0	0-2-2	2	1	2	0	0	0
at Tennessee		13	1-3	1-3	0-0	0-3-3	1	2	3	2	0	3
at Georgia		19	1-3	1-3	0-0	0-2-2	1	0	2	0	1	3
VANDERBILT		18	2-2	1-1	3-3	0-2-2	5	3	2	0	1	8
vs. Georgia [SEC]		26	5-11	2-7	0-0	0-3-3	4	4	2	1	0	12

SHAW'S CAREER STATISTICS

SEASON	TEAM	GP-GS	MIN/AVG	Field Goals		3-Point		F-Throws		Rebounds				Scoring						
				FG-FGA	FG%	3FG-3FGA	3FG%	FT-FTA	FT%	OFF	DEF	TOT	AVG	PF-FO	A	TO	BLK	STL	PTS	AVG
2022-23	AUB	29-23	674/23.2	81-229	.354	37-107	.346	14-17	.824	6	67	73	2.5	40-1	68	55	11	20	213	7.3
TOTAL		29-23	674/23.2	81-229	.354	37-107	.346	14-17	.824	6	67	73	2.5	40-1	68	55	11	20	213	7.3



Mar'Shaun BOSTIC

#12

Sophomore • Guard • 5-8
St. Louis, Mo. • Vashon HS

- Huge defensive game at Mississippi State with 3 blocks and 3 steals along with 6 points and 3 rebounds
- Career-high 10 points on 4-4 FG in win over UCF (12/3)
- Played in 27 games, starting four; averaged 3.3 points, 1.9 rebounds, 2.2 assists, 1.5 steals in 16.5 minutes/game
- Season-high 9 points, 4 steals in win over #4 Tennessee; was +25 in 15 minutes off the bench (1/27)
- Matched season-high with 4 assists and no turnovers in 20 minutes vs. Kennesaw State (12/20)
- First-team all-metro by St. Louis Post Dispatch as HS senior; helped Vashon HS to 3rd place in state tournament
- No. 14 in Prep Girls Hoops Missouri Class of 2021 rankings
- Scored 1,352 points in high school career

SEASON HIGHS

Points	11	vs. Ole Miss	1/22/23
Rebounds	4	2x; last vs. Vanderbilt	2/26/23
Assists	4	2x; last vs. Colorado State	11/26/22
Blocks	3	at Mississippi State	1/19/23
Steals	3	3x; last vs. Texas A&M	2/16/23
Field Goals	4	2x; last vs. Ole Miss	1/22/23
Field Goal Attempts	10	at Ole Miss	12/29/22
3-Point Field Goals	1	vs Samford	12/18/22
3-Point FG Attempts	1	2x; last vs Samford	12/18/22
Free Throws	5	at Ole Miss	12/29/22
Free Throw Attempts	9	at Ole Miss	12/29/22

Opponent	Start	Min.	FG-A	3PT-A	FT-A	O-D-T	PF	Ast.	TO	Blk.	St.	Pts.
SAM HOUSTON		20	3-5	0-0	3-6	1-1-2	3	4	4	0	1	9
SOUTH ALABAMA		16	2-4	0-0	2-3	0-1-1	2	1	2	1	0	6
GEORGIA TECH		5	0-2	0-0	0-0	1-0-1	1	0	2	0	0	0
ALABAMA STATE		11	1-1	0-0	0-0	0-0-0	1	1	0	0	1	2
vs. Indiana		10	1-5	0-0	1-2	1-2-3	1	1	0	1	0	3
vs. Colorado State		19	2-4	0-1	3-4	0-0-0	2	4	1	0	2	7
LITTLE ROCK		11	1-7	0-0	0-0	3-1-4	3	2	0	0	1	2
UCF		13	4-4	0-0	2-2	1-1-2	3	1	1	0	1	10
UL-LAFAYETTE		12	2-3	0-0	1-1	0-1-1	3	2	1	0	1	5
NORTH CAROLINA A&T	*	18	1-2	0-0	1-2	0-2-2	4	1	2	0	1	3
SAMFORD	*	19	2-5	1-1	0-0	0-2-2	1	1	2	0	2	5
NORTH FLORIDA		9	2-2	0-0	0-0	0-1-1	4	3	1	0	2	4
at Ole Miss		21	2-10	0-0	5-9	2-1-3	2	3	2	1	2	9
MISSOURI		9	1-3	0-0	0-0	0-0-0	2	0	0	0	2	2
at South Carolina		6	0-3	0-0	0-2	0-1-1	0	1	1	0	0	0
ALABAMA		20	4-7	0-0	2-4	0-3-3	1	3	1	0	2	10
at LSU		11	0-1	0-0	0-0	0-0-0	1	1	2	0	0	0
at Mississippi State		19	3-6	0-0	0-2	1-2-3	5	2	1	3	3	6
OLE MISS		21	4-8	0-0	3-4	2-1-3	3	2	0	1	3	11
at Kentucky		17	2-4	0-0	0-0	0-1-1	1	1	0	1	2	4
FLORIDA		6	1-2	0-0	0-0	0-1-1	1	0	0	0	0	2
ARKANSAS		14	2-4	0-0	2-3	1-1-2	4	1	1	0	1	6
SOUTH CAROLINA		11	3-7	0-0	4-4	0-1-1	2	0	4	0	1	10
at Alabama		20	1-5	0-0	2-2	1-2-3	4	2	4	0	0	4
TEXAS A&M		20	2-4	0-0	0-1	1-1-2	4	3	5	0	3	4
at Tennessee		17	2-4	0-0	2-4	1-0-1	2	1	3	0	2	6
at Georgia		22	2-7	0-0	3-3	0-2-2	4	3	1	1	1	7
VANDERBILT		25	1-1	0-0	3-4	0-4-4	3	3	1	0	0	5
vs. Georgia [SEC]		12	0-0	0-0	3-4	1-1-2	1	0	3	0	0	3

CAREER HIGHS

Points	11	vs. Ole Miss	1/22/23
Rebounds	4	7x; last vs. Vanderbilt	2/26/23
Assists	4	7x; last vs Sam Houston	11/8/22
Blocks	3	at Mississippi State	1/19/23
Steals	4	vs. Tennessee	1/27/22
Field Goals	4	3x; last vs. Ole Miss	1/22/23
Field Goal Attempts	10	at Ole Miss	12/29/22
3-Point Field Goals	1	vs Samford	12/18/22
3-Point FG Attempts	1	2x; last vs Samford	12/18/22
Free Throws	5	at Ole Miss	12/29/22
Free Throw Attempts	9	at Ole Miss	12/29/22

BOSTIC'S CAREER STATISTICS

SEASON	TEAM	GP-GS	MIN/AVG	Field Goals		3-Point		F-Throws		Rebounds				Scoring						
				FG-FGA	FG%	3FG-3FGA	3FG%	FT-FTA	FT%	OFF	DEF	TOT	AVG	PF-FO	A	TO	BLK	STL	PTS	AVG
2021-22	AUB	27-4	446/16.5	36-87	.414	0-0	.000	17-28	.607	10	40	50	1.9	64-1	60	56	5	40	89	3.3
2022-23	AUB	29-2	436/15.0	51-120	.425	1-2	.500	42-66	.636	17	34	51	1.8	68-1	47	45	9	34	145	5.0
TOTAL		56-6	882/15.8	87-207	.420	1-2	.500	59-94	.628	27	74	101	1.8	132-2	107	101	14	74	234	4.2



Oyindamola AKINBOLAWA

#20

Freshman • Center • 6-5

Lagos, Nigeria

- Led Auburn with 7 rebounds, also scored 6 points in career-high 27 minutes vs. South Carolina (2/9)
- Played 11 minutes at LSU with 2 points, 3 rebounds, 2 blocks (1/15)
- Scored first collegiate points vs. Alabama (1/8) with mid-range jumper in second quarter
- Saw first significant action at South Carolina, grabbing 3 rebounds in 13 minutes (1/5)
- Made collegiate debut vs. North Florida (12/20); played two minutes
- Arrived in the U.S. on December 14; was cleared to practice and play later that week, dressed for first time vs. North Florida
- Fourth Auburn women's basketball player from Africa, first from Nigeria

SEASON/CAREER HIGHS

Points		
6	vs. South Carolina	2/9/23
Rebounds		
7	vs. South Carolina	2/9/23
Assists		
Blocks		
2	at LSU	1/15/23
Steals		
1	3x; last at Tennessee	2/19/23
Field Goals		
3	vs. South Carolina	2/9/23
Field Goal Attempts		
6	vs. South Carolina	2/9/23
3-Point Field Goals		
3-Point FG Attempts		
Free Throws		
1	2x; last vs. Vanderbilt	2/26/23
Free Throw Attempts		
4	vs. Vanderbilt	2/26/23

Opponent	Start	Min.	FG-A	3PT-A	FT-A	O-D-T	PF	Ast.	TO	Blk.	St.	Pts.
SAM HOUSTON						--DNP--						
SOUTH ALABAMA						--DNP--						
GEORGIA TECH						--DNP--						
ALABAMA STATE						--DNP--						
vs. Indiana						--DNP--						
vs. Colorado State						--DNP--						
LITTLE ROCK						--DNP--						
UCF						--DNP--						
UL-LAFAYETTE						--DNP--						
NORTH CAROLINA A&T						--DNP--						
SAMFORD						--DNP--						
NORTH FLORIDA		2	0-0	0-0	0-0	0-0-0	1	0	2	0	0	0
at Ole Miss						--DNP--						
MISSOURI						--DNP--						
at South Carolina		13	0-1	0-0	0-0	1-2-3	4	0	2	0	0	0
ALABAMA		4	1-1	0-0	0-0	0-0-0	1	0	0	0	0	2
at LSU		11	1-2	0-0	0-0	1-2-3	2	0	2	2	0	2
at Mississippi State		6	0-0	0-0	0-0	1-0-1	0	0	2	1	0	0
OLE MISS						--DNP--						
at Kentucky						--DNP--						
FLORIDA						--DNP--						
ARKANSAS		3	0-0	0-0	0-0	0-0-0	0	0	1	0	0	0
SOUTH CAROLINA		27	3-6	0-0	0-0	4-3-7	3	0	1	0	1	6
at Alabama		7	0-0	0-0	1-2	1-0-1	0	0	0	0	0	1
TEXAS A&M		12	1-2	0-0	0-2	0-0-0	1	0	2	0	1	2
at Tennessee		11	0-0	0-0	0-0	0-0-0	3	0	2	0	1	0
at Georgia		2	0-0	0-0	0-0	0-1-1	0	0	0	0	0	0
VANDERBILT		5	1-2	0-0	1-4	2-2-4	2	0	1	0	0	3
vs. Georgia [SEC]		5	0-0	0-0	0-0	0-0-0	0	0	2	0	0	0

OYINDAMOLA'S CAREER STATISTICS

		Field Goals		3-Point		F-Throws		Rebounds				Scoring								
SEASON	TEAM	GP-GS	MIN/AVG	FG-FGA	FG%	3FG-3FGA	3FG%	FT-FTA	FT%	OFF	DEF	TOT	AVG	PF-FO	A	TO	BLK	STL	PTS	AVG
2022-23	AUB	13-0	109/8.4	7-14	.500	0-0	.000	2-8	.250	10	10	20	1.5	17-0	0	17	3	3	16	1.2
TOTAL		13-0	109/8.4	7-14	.500	0-0	.000	2-8	.250	10	10	20	1.5	17-0	0	17	3	3	16	1.2



Audia YOUNG

#21

Freshman • Guard • 5-9
Tallahassee, Fla. • Florida State University HS

- Will miss 2022-23 season after suffering torn achilles in preseason practice
- Averaged 16.2 points, 3.1 rebounds, 2.7 assists, 1.9 steals per game as high school senior
- Daughter of former Auburn All-American Carolyn Jones-Young and Missouri men's basketball assistant coach CY Young
- Will wear her mother's No. 21, which was retired by Auburn following Jones' storied career

SEASON/CAREER HIGHS

- Points
- Rebounds
- Assists
- Blocks
- Steals
- Field Goals
- Field Goal Attempts
- 3-Point Field Goals
- 3-Point FG Attempts
- Free Throws
- Free Throw Attempts

Opponent	Start	Min.	FG-A	3PT-A	FT-A	O-D-T	PF	Ast.	TO	Blk.	St.	Pts.
SAM HOUSTON												
SOUTH ALABAMA												
GEORGIA TECH												
ALABAMA STATE												
vs. Indiana												
vs. Colorado State												
LITTLE ROCK												
UCF												
UL-LAFAYETTE												
NORTH CAROLINA A&T												
SAMFORD												
NORTH FLORIDA												
at Ole Miss												
MISSOURI												
at South Carolina												
ALABAMA												
at LSU												
at Mississippi State												
OLE MISS												
at Kentucky												
FLORIDA												
ARKANSAS												
SOUTH CAROLINA												
at Alabama												
TEXAS A&M												
at Tennessee												
at Georgia												
VANDERBILT												

--OUT FOR 2022-23 SEASON--

YOUNG'S CAREER STATISTICS



Honesty SCOTT-GRAYSON

#23

Redshirt Senior • Guard • 5-8
Brick, N.J. • Riverdale Baptist HS (Md.) • Baylor

Named to 2023 SEC Community Service Team

- 15 points, career-high 6 assists, career-high 5 steals on Senior Day win over Vanderbilt, hit game-winning free throws with 4.4 seconds left (2/26)
- Scored SEC-best 23 points on 9-19 shooting at Tennessee (2/19); 10th time to lead Tigers in scoring this season
- Missed first three SEC games while recovering from minor injuries sustained in car accident over holiday break, returned vs. Alabama
- Career-high 31 points on 10-18 FG, 4-8 3FG, 7-9 FT along with season-best 5 steals vs. North Carolina A&T (12/15)
- Scored 22 points against Indiana; averaged 18.0 points, 5.5 rebounds in two games in Las Vegas (11/25-26)
- Played in all 28 games as a junior, starting 27; averaged 13.0 points, 5.7 rebounds, 1.9 assists, 1.3 steals in 2021-22
- Part of national championship team in 2019 as freshman at Baylor
- 2018 McDonald's All-American & 2018 Jordan Brand Classic All-American

SEASON HIGHS

Points
31 vs. N.C. A&T 12/15/22

Rebounds
7 2x; last at Kentucky 1/26/23

Assists
6 vs. Vanderbilt 2/26/23

Blocks
2 2x; last vs. Samford 12/18/22

Steals
5 3x; last vs. Vanderbilt 2/26/23

Field Goals
10 vs. N.C. A&T 12/15/22

Field Goal Attempts
19 at Tennessee 2/19/23

3-Point Field Goals
4 2x; last vs. N.C. A&T 12/15/22

3-Point FG Attempts
11 2x; last vs. Georgia [SEC] 3/2/23

Free Throws
7 2x; last vs. N.C. A&T 12/15/22

Free Throw Attempts
9 2x; last vs. N.C. A&T 12/15/22

Opponent	Start	Min.	FG-A	3PT-A	FT-A	O-D-T	PF	Ast.	TO	Blk.	St.	Pts.
SAM HOUSTON	*	20	5-7	0-1	2-2	0-3-3	5	5	4	0	5	12
SOUTH ALABAMA	*	26	2-7	2-3	0-0	1-4-5	3	3	1	0	1	6
GEORGIA TECH	*	33	4-18	1-5	2-2	0-3-3	3	1	4	0	1	11
ALABAMA STATE	*	15	3-6	0-2	0-0	0-0-0	2	3	1	0	0	6
vs. Indiana	*	31	8-15	4-6	2-3	2-4-6	4	1	4	1	0	22
vs. Colorado State	*	26	6-14	1-3	3-4	2-3-5	3	3	1	0	1	16
LITTLE ROCK	*	24	8-11	3-5	1-2	0-4-4	2	0	2	1	1	20
UCF	*	25	6-12	3-3	7-9	0-5-5	2	2	4	2	1	22
UL-LAFAYETTE	*	32	4-10	3-7	2-4	1-4-5	2	3	4	1	2	13
NORTH CAROLINA A&T	*	32	10-18	4-8	7-9	1-4-5	2	3	3	0	5	31
SAMFORD	*	19	5-13	2-6	2-2	0-3-3	1	1	1	2	3	14
NORTH FLORIDA	*	24	6-9	2-2	3-4	0-2-2	3	2	0	1	2	17
at Ole Miss						--DNP--						
MISSOURI						--DNP--						
at South Carolina						--DNP--						
ALABAMA		17	2-6	1-4	1-2	1-0-1	3	1	2	0	0	6
at LSU	*	28	3-13	0-2	1-2	2-5-7	2	3	2	1	1	7
at Mississippi State	*	32	5-14	1-5	1-2	1-1-2	3	1	3	0	1	12
OLE MISS	*	38	3-9	2-3	3-4	0-2-2	4	3	3	0	2	11
at Kentucky	*	38	4-12	1-4	3-4	0-7-7	3	2	3	1	4	12
FLORIDA	*	30	4-8	0-1	1-2	1-4-5	4	4	4	0	2	9
ARKANSAS	*	30	3-11	0-3	5-8	0-3-3	5	2	1	0	2	11
SOUTH CAROLINA	*	29	2-11	0-0	0-2	1-2-3	1	1	1	0	2	4
at Alabama	*	19	1-4	0-1	0-0	0-1-1	1	1	3	0	3	2
TEXAS A&M	*	37	4-11	2-6	2-4	1-3-4	2	1	3	0	3	12
at Tennessee	*	34	9-19	2-6	3-3	1-4-5	4	2	1	1	3	23
at Georgia	*	34	5-14	3-8	3-4	0-1-1	1	2	0	1	3	16
VANDERBILT	*	37	5-15	3-11	2-3	1-2-3	3	6	3	1	5	15
vs. Georgia [SEC]	*	34	2-12	2-11	1-2	0-4-4	3	2	1	0	4	7

CAREER HIGHS (incl. 18-19 at Baylor)

Points
31 vs. N.C. A&T 12/15/22

Rebounds
14 vs. Florida 2/14/22

Assists
6 2x; last vs. Vanderbilt 2/26/23

Blocks
4 at Alabama 1/2/22

Steals
5 7x; vs. Vanderbilt 2/26/23

Field Goals
10 3x; last vs. N.C. A&T 12/15/22

Field Goal Attempts
20 vs. Florida 2/14/22

3-Point Field Goals
4 5x; last vs. N.C. A&T 12/15/22

3-Point FG Attempts
11 2x; last vs. Georgia [SEC] 3/2/23

Free Throws
8 at Arkansas 1/31/21

Free Throw Attempts
9 3x; last vs. N.C. A&T 12/15/22

SCOTT-GRAYSON'S CAREER STATISTICS

SEASON	TEAM	GP-GS	MIN/AVG	Field Goals		3-Point		F-Throws		Rebounds				Scoring						
				FG-FGA	FG%	3FG-3FGA	3FG%	FT-FTA	FT%	OFF	DEF	TOT	AVG	PF-FO	A	TO	BLK	STL	PTS	AVG
2018-19	Baylor	29-0	193/6.7	25-51	.490	5-11	.455	19-26	.731	10	15	25	0.9	26-1	24	24	3	9	74	2.6
2020-21	AUB	24-24	680/28.4	129-318	.406	22-73	.301	67-88	.761	21	78	99	4.1	58-0	41	47	5	50	347	14.5
2021-22	AUB	28-27	870/31.1	135-342	.395	19-74	.257	74-110	.673	34	125	159	5.7	76-3	53	68	10	37	363	13.0
2022-23	AUB	26-25	746/28.7	119-299	.398	42-116	.362	57-83	.687	16	78	94	3.6	71-2	58	59	13	57	337	13.0
TOTAL FOR AUB		78-76	2296/29.4	383-959	.399	83-263	.316	198-281	.705	71	281	352	4.5	205-5	152	174	28	144	1047	13.4
TOTAL		107-76	2489/23.3	408-1010	.404	88-274	.321	217-307	.707	81	296	377	3.5	231-6	176	198	31	153	1121	10.5



Carsen McFADDEN

#24

Junior • Guard • 5-7
Fairview, Texas • Lovejoy HS

- Career-high 4 points in 4 minutes against UL-Lafayette (12/11); matched that along with career-high 2 steals vs. Samford (12/18)
- Career-high 3 rebounds while playing 6 minutes vs. UCF (12/3)
- Made first career 3-pointer in final minute vs. Alabama State; also had 1 rebound and 1 assist (11/20)
- Played in 8 games as a sophomore, averaging 3.6 minutes per game
- Appeared in 6 games as a freshman in 2020-21
- All-state selection at Lovejoy HS as a senior and two-year team captain
- Owns high school records for rebounds in a single game (19), season (340) and career (1,047) and steals in a game (15), season (145) and career (418)
- Has a twin sister, Claire, who also attends Auburn

SEASON HIGHS

Points	4	2x; last vs Samford	12/18/22
Rebounds	3	vs. UCF	12/3/22
Assists	1	2x; last at Alabama	2/12/23
Blocks			
Steals	2	vs Samford	12/18/22
Field Goals	2	vs Samford	12/18/22
Field Goal Attempts	5	vs. UCF	12/3/22
3-Point Field Goals	1	vs Alabama State	11/20/22
3-Point FG Attempts	2	vs. N.C. A&T	12/15/22
Free Throws	2	vs. UL-Lafayette	12/11/22
Free Throw Attempts	3	vs. UL-Lafayette	12/11/22

Opponent	Start	Min.	FG-A	3PT-A	FT-A	O-D-T	PF	Ast.	TO	Blk.	St.	Pts.
SAM HOUSTON		2	0-1	0-1	0-0	0-0-0	0	0	0	0	0	0
SOUTH ALABAMA						--DNP--						
GEORGIA TECH						--DNP--						
ALABAMA STATE		5	1-2	1-1	0-0	0-1-1	2	1	0	0	0	3
vs. Indiana						--DNP--						
vs. Colorado State						--DNP--						
LITTLE ROCK		2	0-1	0-0	0-0	0-0-0	0	0	0	0	0	0
UCF		6	0-5	0-1	0-0	2-1-3	0	0	0	0	0	0
UL-LAFAYETTE		4	1-1	0-0	2-3	2-0-2	0	0	0	0	0	4
NORTH CAROLINA A&T		3	0-2	0-2	0-0	0-1-1	2	0	0	0	0	0
SAMFORD		10	2-3	0-0	0-0	0-0-0	0	0	1	0	2	4
NORTH FLORIDA		4	0-0	0-0	0-0	1-1-2	0	0	0	0	0	0
at Ole Miss		3	0-0	0-0	0-0	0-0-0	1	0	0	0	0	0
MISSOURI						--DNP--						
at South Carolina		3	0-0	0-0	0-0	0-0-0	0	0	0	0	0	0
ALABAMA		2	0-1	0-1	0-0	0-0-0	0	0	0	0	0	0
at LSU		2	0-0	0-0	0-0	0-1-1	0	0	0	0	0	0
at Mississippi State						--DNP--						
OLE MISS						--DNP--						
at Kentucky						--DNP--						
FLORIDA						--DNP--						
ARKANSAS						--DNP--						
SOUTH CAROLINA		3	0-0	0-0	0-0	0-0-0	0	0	0	0	0	0
at Alabama		1	0-0	0-0	0-0	0-0-0	1	1	0	0	0	0
TEXAS A&M						--DNP--						
at Tennessee						--DNP--						
at Georgia		0+	0-0	0-0	0-0	0-0-0	0	0	0	0	0	0
VANDERBILT						--DNP--						
vs. Georgia [SEC]						--DNP--						

CAREER HIGHS

Points	4	2x; last vs Samford	12/18/22
Rebounds	3	vs. UCF	12/3/22
Assists	3	vs. South Alabama	12/13/20
Blocks			
Steals	2	vs Samford	12/18/22
Field Goals	2	vs Samford	12/18/22
Field Goal Attempts	5	vs. UCF	12/3/22
3-Point Field Goals	1	vs Alabama State	11/20/22
3-Point FG Attempts	2	vs. N.C. A&T	12/15/22
Free Throws	2	vs. UL-Lafayette	12/11/22
Free Throw Attempts	3	vs. UL-Lafayette	12/11/22

McFADDEN'S CAREER STATISTICS

SEASON	TEAM	GP-GS	MIN/AVG	Field Goals		3-Point		F-Throws		Rebounds				Scoring						
				FG-FGA	FG%	3FG-3FGA	3FG%	FT-FTA	FT%	OFF	DEF	TOT	AVG	PF	FO	A	TO	BLK	STL	PTS
2020-21	AUB	6-0	20/3.3	1-3	.333	0-0	.000	1-2	.500	2	1	3	0.5	0-0	4	1	0	1	3	0.5
2021-22	AUB	8-0	29/3.6	1-6	.167	0-1	.000	0-0	.000	0	4	4	0.5	6-0	1	4	0	0	2	0.3
2022-23	AUB	15-0	50/3.3	4-16	.250	1-6	.167	2-3	.667	5	5	10	0.7	6-0	2	1	0	2	11	0.7
TOTAL		29-0	99/3.4	6-25	.240	1-7	.143	3-5	.600	7	10	17	0.6	12-0	7	6	0	3	16	0.6



Kharyssa RICHARDSON

#33

Freshman • Forward • 6-2

Douglasville, Ga. • New Manchester HS

- Named SEC Freshman of the Week after career-best 15 points, 16 rebounds in win over Florida (1/30)
- Returned after missing 3 games with injury vs. North Carolina A&T; had 8 points, 6 rebounds and season-high 2 blocks
- Had 9 rebounds vs. Colorado State (11/26) before leaving game with injury late in 4th quarter
- Started in Auburn debut vs. Sam Houston with 5 points, 7 rebounds, 2 steals (11/8)
- Averaged 18.3 points, 8.9 rebounds, 1.9 steals, 1.9 blocks, 1.2 assists as a high school senior
- Georgia Class 5A all-state selection in 2021 as a junior
- In 103 high school games, averaged 13.1 points, 7.5 rebounds, 1.8 blocks, 1.7 steals, 1.0 assists

SEASON/CAREER HIGHS

Points	15	2x; last at Alabama	2/12/23
Rebounds	16	vs. Florida	1/30/23
Assists	2	at Mississippi State	1/19/23
Blocks	3	vs. Florida	1/30/23
Steals	3	vs. Samford	12/18/22
Field Goals	7	vs. Florida	1/30/23
Field Goal Attempts	14	vs. Florida	1/30/23
3-Point Field Goals	3		
3-Point FG Attempts	2	vs. Georgia Tech	11/16/22
Free Throws	5	2x; last at Alabama	2/12/23
Free Throw Attempts	7	at Alabama	2/12/23

Opponent	Start	Min.	FG-A	3PT-A	FT-A	O-D-T	PF	Ast.	TO	Blk.	St.	Pts.
SAM HOUSTON	*	24	2-9	0-0	1-2	4-3-7	3	0	3	1	2	5
SOUTH ALABAMA	*	33	4-8	0-1	1-2	3-4-7	3	0	5	1	1	9
GEORGIA TECH	*	10	1-3	0-2	0-0	0-2-2	1	0	0	0	1	2
ALABAMA STATE	*	18	4-5	0-0	0-0	5-1-6	2	0	1	1	0	8
vs. Indiana	*	9	1-2	0-0	0-0	0-2-2	2	0	1	0	1	2
vs. Colorado State	*	21	2-3	0-0	0-0	2-7-9	3	0	2	0	1	4
LITTLE ROCK						--DNP--						
UCF						--DNP--						
UL-LAFAYETTE						--DNP--						
NORTH CAROLINA A&T	*	23	4-8	0-0	0-0	2-4-6	3	0	0	2	1	8
SAMFORD	*	22	4-9	0-0	0-0	2-2-4	3	1	1	2	3	8
NORTH FLORIDA	*	26	3-6	0-0	4-5	0-6-6	3	0	2	0	1	10
at Ole Miss	*	31	3-8	0-1	2-2	6-2-8	2	0	2	1	1	8
MISSOURI	*	13	0-4	0-0	2-2	0-3-3	2	0	0	1	0	2
at South Carolina	*	14	0-1	0-0	0-2	0-1-1	2	0	1	0	0	0
ALABAMA	*	21	3-9	0-0	5-5	2-1-3	2	0	1	0	0	11
at LSU	*	25	5-10	0-1	0-2	2-3-5	3	1	2	2	1	10
at Mississippi State	*	15	2-5	0-0	2-2	0-0-0	4	2	1	0	1	6
OLE MISS	*	17	3-11	0-0	2-2	3-1-4	2	0	0	1	1	8
at Kentucky	*	20	2-7	0-0	3-3	4-1-5	3	0	0	2	0	7
FLORIDA	*	36	7-14	0-0	1-2	4-12-16	2	0	1	3	1	15
ARKANSAS	*	19	2-3	0-0	1-2	2-3-5	3	0	2	1	0	5
SOUTH CAROLINA	*	6	0-0	0-0	0-0	0-0-0	3	0	0	0	0	0
at Alabama	*	27	5-8	0-0	5-7	5-3-8	3	0	1	1	1	15
TEXAS A&M	*	25	4-9	0-1	4-4	1-0-1	3	0	2	1	2	12
at Tennessee	*	28	2-6	0-1	1-1	3-2-5	3	1	3	0	1	5
at Georgia	*	13	1-4	0-0	1-2	1-1-2	2	0	1	1	0	3
VANDERBILT	*	23	5-7	0-0	0-0	1-2-3	4	0	0	1	2	10
vs. Georgia [SEC]	*	26	2-7	0-0	2-2	0-2-2	1	1	2	1	1	6

RICHARDSON'S CAREER STATISTICS

SEASON	TEAM	GP-GS	MIN/AVG	Field Goals		3-Point		F-Throws		Rebounds				Scoring						
				FG-FGA	FG%	3FG-3FGA	3FG%	FT-FTA	FT%	OFF	DEF	TOT	AVG	PF-FO	A	TO	BLK	STL	PTS	AVG
2022-23	AUB	26-25	544/20.9	71-166	.428	0-7	.000	37-49	.755	52	68	120	4.6	67-0	6	34	23	23	179	6.9
TOTAL		26-25	544/20.9	71-166	.428	0-7	.000	37-49	.755	52	68	120	4.6	67-0	6	34	23	23	179	6.9

2022-23 AUBURN WOMEN'S BASKETBALL

Game 10 | Auburn vs. Tulane | WNIT First Round | March 17, 2023

Exhibition | Nov. 3, 2022 | Auburn, Ala. Auburn 81, Tuskegee 59

Official Basketball Box Score - Final Tuskegee at Auburn 11/03/22 Neville Arena, Auburn, Ala. 2022-23 Women's Basketball. Game Time: 7:00 PM Game Duration: 2:07. Includes player stats for Tuskegee and Auburn, and shooting percentages.

Technical Fouls: NONE. Shooting By Period: 1st FG% 8.21 38.1% 3PT% 0.3 0.0% FT% 2.4 50.0%. Includes player stats for Auburn and shooting percentages.

Summary statistics for Exhibition game including Points from Turnovers, Paint, Second Chance, Fast Breaks, and Bench.

Game 1 | Nov. 8, 2022 | Auburn, Ala. Auburn 90, Sam Houston 76

Official Basketball Box Score - Final Sam Houston at Auburn 11/08/22 Neville Arena, Auburn, Ala. 2022-23 Women's Basketball. Game Time: 7:00 PM Attendance: 1,913. Includes player stats for Sam Houston and Auburn, and shooting percentages.

Technical Fouls: NONE. Shooting By Period: 1st FG% 6.14 42.9% 3PT% 2.4 50.0% FT% 4.8 50.0%. Includes player stats for Auburn and shooting percentages.

Summary statistics for Game 1 including Points from Turnovers, Paint, Second Chance, Fast Breaks, and Bench.

Game 2 | Nov. 10, 2022 | Auburn, Ala. Auburn 71, South Alabama 62

Official Basketball Box Score - Final South Alabama at Auburn 11/10/22 Neville Arena, Auburn, Ala. 2022-23 Women's Basketball. Game Time: 7:00 PM Game Duration: 2:05 Attendance: 1,955. Includes player stats for South Alabama and Auburn, and shooting percentages.

Technical Fouls: NONE. Shooting By Period: 1st FG% 4.15 26.7% 3PT% 1.7 14.3% FT% 3.3 100.0%. Includes player stats for Auburn and shooting percentages.

Summary statistics for Game 2 including Points from Turnovers, Paint, Second Chance, Fast Breaks, and Bench.

Game 3 | Nov. 16, 2022 | Auburn, Ala. Georgia Tech 57, Auburn 51

Official Basketball Box Score - Final Georgia Tech at Auburn 11/16/22 Neville Arena, Auburn, Ala. 2022-23 Women's Basketball. Game Time: 7:00 PM Game Duration: 2:06 Attendance: 1,932. Includes player stats for Georgia Tech and Auburn, and shooting percentages.

Technical Fouls: NONE. Shooting By Period: 1st FG% 7.11 63.6% 3PT% 3.5 60.0% FT% 0.0 0%. Includes player stats for Auburn and shooting percentages.

Summary statistics for Game 3 including Points from Turnovers, Paint, Second Chance, Fast Breaks, and Bench.

Game 4 | Nov. 20, 2022 | Auburn, Ala. Auburn 88, Alabama State 49

Game 5 | Nov. 25, 2022 | Las Vegas, Nev. #6/5 Indiana 96, Auburn 81

Official Basketball Box Score - Final. Alabama St. at Auburn. 11/20/22 Neville Arena, Auburn, Ala. 2022-23 Women's Basketball. Game Time: 2:00 PM. Game Duration: 1:58. Attendance: 2,065. Officials: Sef Esho, Stephanie Barskade, Royce Bevins.

Official Basketball Box Score - Final. Indiana at Auburn. 11/25/22 Mirage, Las Vegas. 2022-23 Women's Basketball. Game Time: 5:45 PM. Game Duration: 2:01. Officials: Eric Brewton, Doug Night, Ashley Birch.

Auburn - 88 Record: 3-1. Shooting By Period: 1st FG% 7-16 43.8%, 3PT% 2-5 40.0%, 2nd FG% 9-14 64.3%, 3PT% 1-4 25.0%, FT% 1-1 100%. GM FG% 36-71 50.7%, 3PT% 8-19 42.1%, FT% 8-15 53.3%.

Auburn - 81 Record: 3-2. Shooting By Period: 1st FG% 8-16 50.0%, 3PT% 3-5 60.0%, 2nd FG% 6-20 30.0%, 3PT% 1-7 14.3%, FT% 3-6 50.0%. GM FG% 29-69 42.0%, 3PT% 8-20 40.0%, FT% 15-24 62.5%.

Technical Fouls: NONE. Dead Ball Rebounds: 3, 0. Biggest lead: 3 (1st 8:59), 39 (4th 0:44). Best Scoring Run: 5 (2nd 8:23), 9 (1st 5:26). Lead Changes: 1. Times Tied: 1. Time with Lead: 03:07 (ASU), 36:17 (Auburn).

Technical Fouls: NONE. Dead Ball Rebounds: 6, 1. Biggest lead: 15 (2nd 3:55), 2 (1st 6:47). Best Scoring Run: 11 (2nd 4:57), 6 (3rd 0:14). Lead Changes: 6. Times Tied: 5. Time with Lead: 35:50 (IND), 01:03 (AUB).

Game 6 | Nov. 26, 2022 | Las Vegas, Nev. Auburn 74, Colorado State 73

Game 7 | Nov. 30, 2022 | Auburn, Ala. Auburn 70, Little Rock 48

Official Basketball Box Score - Final. Auburn at Colorado St. 11/26/22 Mirage, Las Vegas. 2022-23 Women's Basketball. Game Time: 3:30 PM. Game Duration: 2:51. Attendance: 2,155. Officials: Doug Knight, Kaiti Entlerline, Amy Krommenhoek.

Official Basketball Box Score - Final. Little Rock at Auburn. 11/30/22 Neville Arena, Auburn, Ala. 2022-23 Women's Basketball. Game Time: 12:00 PM. Game Duration: 1:55. Attendance: 1,855. Officials: Brian Hall, Chaney Muench, Sef Esho.

Auburn - 74 Record: 4-2. Shooting By Period: 1st FG% 7-16 43.8%, 3PT% 1-4 25.0%, 2nd FG% 9-15 60.0%, 3PT% 3-3 100.0%, FT% 4-4 100%. GM FG% 27-59 45.8%, 3PT% 5-14 35.7%, FT% 15-20 75.0%.

Auburn - 70 Record: 5-2. Shooting By Period: 1st FG% 6-14 42.9%, 3PT% 2-9 22.2%, 2nd FG% 6-10 60.0%, 3PT% 2-4 50.0%, FT% 7-8 87.5%. GM FG% 24-51 47.1%, 3PT% 2-3 66.7%, FT% 6-7 85.7%.

Technical Fouls: NONE. Dead Ball Rebounds: 3, 1. Biggest lead: 6 (3rd 6:09), 8 (2nd 7:12). Best Scoring Run: 6 (3rd 8:34), 7 (2nd 7:12). Lead Changes: 13. Times Tied: 6. Time with Lead: 19:39 (AUBURN), 15:59 (CSU).

Technical Fouls: NONE. Dead Ball Rebounds: 5, 0. Biggest lead: 0 (1st 10:00), 26 (3rd 3:56). Best Scoring Run: 4 (1st 3:24), 10 (2nd 9:41). Lead Changes: 0. Times Tied: 0. Time with Lead: 00:00 (LR), 39:42 (Auburn).

2022-23 AUBURN WOMEN'S BASKETBALL

Game 8 | Dec. 3, 2022 | Auburn, Ala.
Auburn 86, UCF 46

NCAA Official Basketball Box Score - Final
UCF at Auburn
12/03/22 Neville Arena, Auburn, Ala.
2022-23 Women's Basketball
Game Time: 2:00 PM
Game Duration: 2:06
Attendance: 1,892
Officials: Cameron Inouye, Ashlee Goode, Eric Baker

UCF - 46 Record: 6-1

NO. Name	Min	FG M-A	3P M-A	FT M-A	Rebounds OR DR TOT	Fouls PF FD	TP	AS	TO	ST	Blocks BS BA	+/-	
20 Bryana Hardy	F 31:45	2-4	0-0	1-2	2 2 4	2 3	5	0	0	1	0	0	-35
33 Destiny Thomas	F 26:42	2-11	0-5	1-4	4 4 8	2 3	6	0	2	2	1	0	-26
0 Laila Jewett	G 26:53	1-7	0-3	0-0	0 3 3	2 5	9	0	7	2	0	0	-23
10 Mya Burns	G 20:27	1-9	0-1	0-0	0 3 3	1 2	2	0	1	1	0	3	-8
12 Rachel Rankin	G 27:43	3-10	0-2	1-1	2 4 6	0 2	7	0	0	0	0	1	-27
15 Taylor Gibson	G 21:33	2-2	0-0	5-6	0 3 3	2 3	9	0	4	0	0	0	-19
22 Sierra Godbolt	26:36	1-8	0-0	4-5	1 1 2	3 1	6	0	3	0	0	0	-32
4 Kiera Brown	13:13	1-4	0-0	0-1	0 0 0	3 1	2	0	0	1	1	1	-16
5 Tiani Abrams	05:08	0-3	0-2	0-0	0 0 0	0 0	0	0	1	0	0	0	-14
Team					4 0 4	0	0	0	0	0	0	0	
Totals		13-58	0-8	20-28	13 20 33	14 22	46	0	18	7	2	9	-40

Technical Fouls:NONE
Shooting By Period: 1st FG% 3-12 25.0% 3PT% 0-1 0.0% FT% 0-2 0.0% 2nd FG% 4-16 25.0% 3PT% 0-2 0.0% FT% 3-4 75% 3rd FG% 4-14 28.6% 3PT% 0-3 0.0% FT% 8-9 88.9% 4th FG% 2-13 15.4% 3PT% 0-2 0.0% FT% 9-13 69.2% GM FG% 13-58 22.4% 3PT% 0-8 0.0% FT% 20-28 71.4% Dead Ball Rebounds: 4, 0

Auburn - 86 Record: 6-2

NO. Name	Min	FG M-A	3P M-A	FT M-A	Rebounds OR DR TOT	Fouls PF FD	TP	AS	TO	ST	Blocks BS BA	+/-	
11 Romi Levy	F 18:39	2-4	1-2	0-0	1 3 4	4 0	5	0	3	0	0	0	15
2 Talia Davis	G 28:35	0-5	0-1	1-4	0 2 2	1 4	1	3	1	2	3	0	24
3 Jakayla Johnson	G 19:56	3-5	0-1	2-2	2 0 2	1 1	8	1	1	2	0	0	6
5 Aicha Coulibaly	G 32:20	7-18	1-3	2-2	3 9 12	1 2	17	4	1	1	2	1	30
23 Honesty Scott-Grayson	G 24:31	6-12	3-3	7-9	0 5 5	2 3	22	2	4	1	2	0	37
4 Kaitlyn Duhon	12:36	3-5	0-0	0-0	1 1 2	4 2	6	0	0	0	0	0	22
51 Precious Johnson	18:40	2-2	0-0	0-0	4 3 7	2 1	4	0	3	0	0	0	19
12 Mar'shaun Bostic	13:26	4-4	0-0	2-2	1 1 2	3 1	10	1	1	1	0	0	11
10 Sydney Shaw	16:15	4-7	1-2	0-0	0 3 3	1 0	9	2	2	0	0	0	17
1 Mya Pratcher	08:10	2-2	0-0	0-0	0 2 2	3 0	4	0	1	1	2	0	14
24 Carsen McFadden	05:52	0-5	0-1	0-0	2 1 3	0 0	0	0	0	0	0	1	5
Team					1 6 7	0	0	0	0	0	0	0	
Totals		33-69	6-13	14-19	15 36 51	22 14	86	13	17	10	9	2	40

Technical Fouls:NONE
Shooting By Period: 1st FG% 8-17 47.1% 3PT% 1-2 50.0% FT% 4-5 80% 2nd FG% 9-18 50.0% 3PT% 0-1 0.0% FT% 7-8 87.5% 3rd FG% 6-15 40.0% 3PT% 2-5 40.0% FT% 0-2 0.0% 4th FG% 10-19 52.6% 3PT% 3-5 60.0% FT% 3-4 75% GM FG% 33-69 47.8% 3PT% 6-13 46.2% FT% 14-19 73.7% Dead Ball Rebounds: 6, 0

UCF	Auburn	Points from Turnovers	UCF 14	Auburn 26
Biggest lead	2 (1st 8:48)	43 (4th 3:06)	Paint	24 42
Best Scoring Run	7 (3rd 7:55)	15 (2nd 8:14)	Second Chance	9 13
Lead Changes	1		Fast Breaks	7 23
Times Tied	1		Bench	17 33
Time with Lead	00:22	37:50	Auburn	21 25 14 26 86

Game 9 | Dec. 11, 2022 | Auburn, Ala.
Auburn 81, Louisiana-Lafayette 41

NCAA Official Basketball Box Score - Final
Louisiana at Auburn
12/11/22 Neville Arena, Auburn, Ala.
2022-23 Women's Basketball
Game Time: 2:00 PM
Game Duration: 2:05
Attendance: 2,447
Officials: Brian Garland, Kyle Galloway, Britton Sherry

Louisiana - 41 Record: 5-5

NO. Name	Min	FG M-A	3P M-A	FT M-A	Rebounds OR DR TOT	Fouls PF FD	TP	AS	TO	ST	Blocks BS BA	+/-	
5 Tamera Johnson	F 27:47	4-13	0-2	2-3	3 5 8	3 4	10	0	5	1	2	1	-18
20 Caira Wren	F 25:16	0-2	0-0	1-4	4 0 4	0 3	1	0	0	0	2	-29	
3 Nubia Benedith	G 31:18	4-11	0-2	3-5	1 1 2	2 4	11	0	3	1	0	2	-28
4 Lanay Wheaton	G 19:28	4-12	0-0	0-0	1 1 2	5 1	8	0	3	5	0	2	-15
24 Destiny Rice	G 17:01	0-2	0-0	2-4	0 0 0	3 3	2	1	3	2	0	1	-26
23 Alicia Blanton	19:32	0-2	0-0	0-0	2 0 1	1 2	1	0	1	0	1	0	0
1 Mariah Stewart	11:09	0-1	0-0	1-2	0 1 1	3 1	1	0	2	1	0	0	3
22 Jaylyn James	06:04	0-1	0-0	1-4	0 1 1	1 2	1	0	0	0	0	0	-11
00 Ashlyn Jones	20:13	2-4	0-0	0-0	1 1 2	4 1	4	1	1	0	0	0	-29
35 Wilnie Joseph	04:07	0-0	0-0	0-0	0 0 0	1 0	0	0	0	0	0	0	-14
11 Imani Rothschild	09:08	0-0	0-0	0-0	1 1 1	1 1	0	0	2	0	0	0	-12
25 Imani Ivry	05:49	1-3	1-3	0-0	0 1 1	1 0	3	1	0	0	0	0	-10
10 Lizzy Ratcliff	03:08	0-1	0-1	0-0	0 0 0	0 0	0	0	1	1	0	0	-11
Team					5 1 6	0	0	0	0	0	0	0	
Totals		15-52	1-8	10-24	15 14 29	26 21	41	4	20	12	2	9	-40

Technical Fouls:NONE
Shooting By Period: 1st FG% 3-16 18.8% 3PT% 0-2 0.0% FT% 3-8 37.5% 2nd FG% 4-10 40.0% 3PT% 0-0 0.0% FT% 5-10 50% 3rd FG% 1-13 7.7% 3PT% 0-1 0.0% FT% 1-4 25% 4th FG% 7-13 53.8% 3PT% 1-5 20.0% FT% 1-2 50% GM FG% 15-52 28.8% 3PT% 1-8 12.5% FT% 10-24 41.7% Dead Ball Rebounds: 7, 0

Auburn - 81 Record: 7-2

NO. Name	Min	FG M-A	3P M-A	FT M-A	Rebounds OR DR TOT	Fouls PF FD	TP	AS	TO	ST	Blocks BS BA	+/-	
11 Romi Levy	F 25:12	1-3	1-2	1-2	1 7 8	2 4	4	4	2	1	3	0	30
3 Jakayla Johnson	G 15:17	1-1	1-1	0-0	2 3 5	2 0	3	1	1	1	0	0	26
5 Aicha Coulibaly	G 28:45	6-12	1-3	2-3	1 6 7	4 3	15	0	3	0	3	1	25
10 Sydney Shaw	G 29:52	5-7	3-4	2-2	0 1 1	0 3	15	6	4	1	1	0	28
23 Honesty Scott-Grayson	G 31:50	4-10	3-7	2-4	1 4 5	2 6	13	3	4	2	1	0	31
4 Kaitlyn Duhon	14:28	2-2	0-0	0-0	0 0 0	0 2	4	2	2	1	0	0	2
51 Precious Johnson	14:48	1-2	0-0	3-4	2 0 2	3 2	5	0	1	1	0	1	10
2 Sania Wells	11:05	3-5	3-5	1-2	1 1 2	2 1	10	1	3	1	0	0	7
12 Mar'shaun Bostic	11:42	2-3	0-0	1-1	0 1 1	3 2	5	2	1	1	0	0	13
1 Mya Pratcher	12:35	1-2	0-0	1-2	0 2 2	1 3	3	0	0	1	0	0	15
24 Carsen McFadden	04:26	1-1	0-0	2-3	2 0 2	0 2	4	0	0	0	0	0	13
Team					1 5 6	0	0	0	0	0	0	0	
Totals		27-48	12-22	15-23	11 28 39	21 26	81	19	24	11	9	2	40

Technical Fouls:NONE
Shooting By Period: 1st FG% 6-12 50.0% 3PT% 3-6 50.0% FT% 3-4 75% 2nd FG% 6-15 40.0% 3PT% 2-5 40.0% FT% 4-9 44.4% 3rd FG% 7-10 70.0% 3PT% 4-6 66.7% FT% 3-3 100% 4th FG% 8-11 72.7% 3PT% 3-5 60.0% FT% 5-7 71.4% GM FG% 27-48 56.3% 3PT% 12-22 54.5% FT% 15-23 65.2% Dead Ball Rebounds: 4, 1

Cajuns	Tigers	Points from Turnovers	Cajuns 17	Tigers 25
Biggest lead	0 (1st 10:00)	40 (4th 0:09)	Paint	22 26
Best Scoring Run	6 (4th 8:35)	12 (3rd 6:45)	Second Chance	5 2
Lead Changes	0		Fast Breaks	4 13
Times Tied	0		Bench	9 31
Time with Lead	00:00	39:41	Auburn	18 18 21 24 81

Game 10 | Dec. 15, 2022 | Auburn, Ala.
Auburn 79, North Carolina A&T 63

NCAA Official Basketball Box Score - Final
N.C. A&T at Auburn
12/15/22 Neville Arena, Auburn, Ala.
2022-23 Women's Basketball
Game Time: 7:00 PM
Game Duration: 2:04
Attendance: 1,794
Officials: Denise Brooks, Angelica Sutfren, Kevin Pehtah

N.C. A&T - 63 Record: 5-4

NO. Name	Min	FG M-A	3P M-A	FT M-A	Rebounds OR DR TOT	Fouls PF FD	TP	AS	TO	ST	Blocks BS BA	+/-	
20 Talia Davis	F 22:20	1-1	0-0	3-4	2 4 6	2 2	5	0	0	1	0	0	-18
33 Chaniya Clark	C 16:01	2-9	0-0	1-3	4 2 6	2 2	5	0	3	0	1	0	-8
10 D'Mya Tucker	G 34:26	3-9	1-2	7-8	3 5 8	3 5	14	1	2	0	0	1	-1
21 Jordyn Dorsey	G 32:53	1-7	0-1	10-11	2 4 6	2 2	10	2	2	1	0	0	-13
24 Maleia Bracone	G 27:50	2-7	1-2	0-0	0 4 4	5 1	5	3	6	2	1	0	-9
32 Keona Curtis	14:40	2-5	1-2	0-0	0 0 0	0 2	5	1	3	0	0	1	7
40 Jazmin Harris	23:44	3-4	0-0	3-4	0 7 7	1 3	9	0	0	2	0	0	-8
2 Talia Council	16:28	1-6	0-3	1-2	0 1 1	2 1	3	0	3	0	0	0	-17
23 Nahndi Smith	08:23	2-3	0-0	1-1	0 0 0	0 2	5	0	3	1	0	0	-10
12 Levossie Taylor	03:15	0-1	0-0	0-0	0 0 0	0 0	0	1	1	0	0	0	-5
Team					3 3 6	0	0	0	0	0	0	0	
Totals		17-52	3-10	26-33	14 30 44	19 26	63	8	27	7	3	3	-16

Technical Fouls:NONE
Shooting By Period: 1st FG% 3-12 25.0% 3PT% 0-2 0.0% FT% 4-5 80% 2nd FG% 3-10 30.0% 3PT% 0-1 0.0% FT% 6-8 75% 3rd FG% 8-14 57.1% 3PT% 2-4 50.0% FT% 8-9 88.9% 4th FG% 3-16 18.8% 3PT% 1-3 33.3% FT% 8-11 72.7% GM FG% 17-52 32.7% 3PT% 3-10 30.0% FT% 26-33 78.8% Dead Ball Rebounds: 5, 0

Auburn - 79 Record: 8-2

NO. Name	Min	FG M-A	3P M-A	FT M-A	Rebounds OR DR TOT	Fouls PF FD	TP	AS	TO	ST	Blocks BS BA	+/-	
11 Romi Levy	F 27:35	5-13	1-3	2-3	3 1 4	1 2	13	2	1	1	0	1	13
33 Kharlyssa Richardson	F 23:12	4-8	0-0	0-0	2 4 6	3 1	8	0	0	1	2	1	16
10 Sydney Shaw	G 33:15	5-12	2-6	2-2	0 3 3	2 3	14	5	1	0	0	0	27
12 Mar'shaun Bostic	G 18:05	1-2	0-0	1-2	0 2 2	4 4	3	1	2	1	0	0	14
23 Honesty Scott-Grayson	G 31:56	10-18	4-8	7-9	1 4 5	2 5	31	3	3	5	0	0	19
4 Kaitlyn Duhon	16:59	3-5	0-0	0-0	1 2 3	4 0	6	1	1	1	1	0	-16
2 Sania Wells	16:33	0-7	0-3	0-0	1 2 3	1 0	0	0	3	2	0	0	6
1 Mya Pratcher	17:36	0-3	0-0	1-2	1 3 4	3 2	1	2	3	2	0	0	-17
51 Precious Johnson	11:37	1-2	0-0	1-2	0 4 4	4 1	3	0	0	0	0	1	3
24 Carsen McFadden	03:12	0-2	0-2	0-0	0 1 1	2 0	0	0	0	0	0	0	-2
Team					3 1 4	0	0	0	0	0	0	0	
Totals		29-72	7-22	14-20	16 23 39	26 19	79	14	14	13	3	3	16

Technical Fouls:NONE
Shooting By Period: 1st FG% 7-19 36.8% 3PT% 2-8 25.0% FT% 3-4 75% 2nd FG% 6-18 33.3% 3PT% 1-5 20.0% FT% 1-2 50% 3rd FG% 11-19 57.9% 3PT% 4-5 80.0% FT% 6-8 75% 4th FG% 5-16 31.3% 3PT% 0-4 0.0% FT% 4-6 66.7% GM FG% 29-72 40.3% 3PT% 7-22 31.8% FT% 14-20 70.0% Dead Ball Rebounds: 3, 0

NCAT	Auburn	Points from Turnovers	NCAT 14	Auburn 29
Biggest lead	0 (1st 10:00)	2		

Game 12 | Dec. 20, 2022 | Auburn, Ala. Auburn 77, North Florida 49

NCAA logo, Official Basketball Box Score - Final, North Florida at Auburn, 12/20/22 Neville Arena, Auburn, Ala., 2022-23 Women's Basketball, Game Time: 12:00 PM, Game Duration: 2:01, Attendance: 1,984, Officials: Billy Smith, Joseph Vazaly, Karen Preato

Box score for Game 12: Auburn 77, North Florida 49. Includes player stats for Auburn and North Florida, shooting percentages, and technical fouls.

Box score for Game 13: Auburn 77, Ole Miss 59. Includes player stats for Auburn and Ole Miss, shooting percentages, and technical fouls.

Summary statistics for Game 12: Biggest lead, Best Scoring Run, Lead Changes, Times Tied, Time with Lead, Points from, Turnovers, Paint, Second Chance, Fast Breaks, Bench, and Period by Period Scoring.

Game 13 | Dec. 29, 2022 | Oxford, Miss. Ole Miss 79, Auburn 47

NCAA logo, Official Basketball Box Score - Final, Auburn at Ole Miss, 12/29/22 The Sandy and John Black Pavilion at Ole Miss, Oxford, MS, 2022-23 Women's Basketball, Game Time: 6:00 PM, Game Duration: 2:01, Attendance: 2,369, Officials: Brian Garland, Meadow Overstreet, Billy Smith

Box score for Game 13: Auburn 47, Ole Miss 79. Includes player stats for Auburn and Ole Miss, shooting percentages, and technical fouls.

Box score for Game 14: Auburn 77, Missouri 62. Includes player stats for Auburn and Missouri, shooting percentages, and technical fouls.

Summary statistics for Game 13: Biggest lead, Best Scoring Run, Lead Changes, Times Tied, Time with Lead, Points from, Turnovers, Paint, Second Chance, Fast Breaks, Bench, and Period by Period Scoring.

Game 14 | Jan. 1, 2023 | Auburn, Ala. Missouri 62, Auburn 56

NCAA logo, Official Basketball Box Score - Final, Missouri at Auburn, 01/01/23 Neville Arena, Auburn, Ala., 2022-23 Women's Basketball, Game Time: 3:00 PM, Game Duration: 2:07, Attendance: 2,131, Officials: Denise Brooks, Michael McConnell, Seth Esau

Box score for Game 14: Auburn 56, Missouri 62. Includes player stats for Auburn and Missouri, shooting percentages, and technical fouls.

Summary statistics for Game 14: Biggest lead, Best Scoring Run, Lead Changes, Times Tied, Time with Lead, Points from, Turnovers, Paint, Second Chance, Fast Breaks, Bench, and Period by Period Scoring.

Game 15 | Jan. 5, 2023 | Columbia, S.C. #1 South Carolina 94, Auburn 42

NCAA logo, Official Basketball Box Score - Final, Auburn at South Carolina, 01/05/23 Colonial Life Arena, Columbia, 2022-23 Women's Basketball, Game Time: 7:00 PM, Game Duration: 1:49, Attendance: 11,552, Officials: Cameron Inouye, Natasha Camy, Timothy Greene

Box score for Game 15: Auburn 42, South Carolina 94. Includes player stats for Auburn and South Carolina, shooting percentages, and technical fouls.

Summary statistics for Game 15: Biggest lead, Best Scoring Run, Lead Changes, Times Tied, Time with Lead, Points from, Turnovers, Paint, Second Chance, Fast Breaks, Bench, and Period by Period Scoring.

2022-23 AUBURN WOMEN'S BASKETBALL

Game 16 | Jan. 8, 2023 | Auburn, Ala.
Alabama 88, Auburn 57

Official Basketball Box Score - Final Alabama at Auburn 01/08/23 Neville Arena, Auburn, Ala. 2022-23 Women's Basketball													Game Time: 4:00 PM Game Duration: 1:55 Attendance: 3,078																	
Alabama - 88													Record: 13-4 (2-2)				Officials: Eric Brewton, Brian Hall, Talisa Green													
NO.	Name	Min	FG	3P	FT	Rebounds	Fouls	TP	AS	TO	ST	Blocks	BS	BA	+/-	Shooting By Period														
31	Jada Rice	C 25:08	3-9	0-0	2-2	2 8 10	3 2	8	0	1	1	2	0	0	20	1st FG%	10-13	76.9%												
3	Sarah Ashlee Barker	G 28:50	3-9	0-1	3-4	2 6 8	4 4	9	5	3	2	1	3	0	20	3PT%	4-5	80.0%												
5	Hannah Barber	G 21:07	3-3	2-2	0-0	0 2 2	5 0	8	2	0	0	0	0	0	32	FT%	2-2	100%												
23	Brittany Davis	G 25:12	10-15	2-5	2-5	0 2 2	2 5	24	1	4	2	0	0	0	26	2nd FG%	7-13	53.8%												
32	Aaliyah Nye	G 25:08	3-4	2-3	0-0	1 0 1	3 1	8	4	2	2	0	0	0	17	3PT%	2-5	40.0%												
10	Ryan Cobbins	G 15:40	4-5	1-1	0-0	3 2 5	2 0	9	1	2	0	0	0	1	17	FT%	5-6	83.3%												
0	Loyal McQueen	25:40	2-6	0-1	3-3	0 5 5	2 2	7	1	4	0	0	0	3	3	1st FG%	8-16	50.0%												
1	Megan Abrams	04:36	2-2	1-1	0-0	0 0 0	0 0	5	0	0	0	0	0	2	2	3PT%	4-7	57.1%												
22	Karly Weathers	21:26	1-3	0-2	2-2	1 2 3	0 3	4	3	0	2	0	0	0	17	4th FG%	8-16	50.0%												
13	JeAnna Cunningham	04:03	2-2	0-0	0-0	0 1 1	1 0	4	0	0	0	0	0	6	6	3PT%	1-4	25.0%												
33	Khyia Wade-Warren	03:10	0-0	0-0	2-2	0 0 0	0 1	2	0	0	0	0	0	1	6	FT%	3-3	100%												
Team													GM FG%	33-58	56.9%	3PT%	8-16	50.0%	FT%	14-18	77.8%									
Totals													33-58	8-16	14-18	9	30	22	18	88	17	15	10	3	3	31				

Auburn - 57													Record: 10-6 (0-4)				Technical Fouls: NONE													
NO.	Name	Min	FG	3P	FT	Rebounds	Fouls	TP	AS	TO	ST	Blocks	BS	BA	+/-	Shooting By Period														
11	Romi Levy	F 18:18	1-6	0-0	0-0	1 1 2	3 0	2	2	0	0	0	0	0	-21	1st FG%	5-12	41.7%												
51	Precious Johnson	C 15:40	0-0	0-0	2-2	1 3 4	3 1	2	0	3	0	0	0	0	-12	3PT%	1-4	25.0%												
2	Sania Wells	G 32:13	4-11	2-5	3-4	0 1 1	1 4	13	0	5	0	0	0	0	-22	FT%	3-4	75%												
3	Jakayla Johnson	G 22:28	1-2	0-0	0-0	1 0 1	2 1	2	1	2	1	0	0	0	-27	2nd FG%	4-6	66.7%												
10	Sydney Shaw	G 25:53	3-10	2-6	1-2	0 5 5	0 4	9	1	1	0	1	0	0	-14	3PT%	1-3	33.3%												
33	Kharyssa Richardson	20:40	3-9	0-0	5-5	2 1 3	2 4	11	0	1	0	0	0	0	-10	FT%	3-4	75%												
23	Honesty Scott-Grayson	17:10	2-6	1-4	1-2	1 2 1	3 2	6	1	2	0	0	0	0	-15	3rd FG%	6-13	46.2%												
1	Mya Pratcher	18:15	0-2	0-0	2-2	1 2 3	1 1	0	0	0	0	0	0	0	-7	3PT%	1-3	33.3%												
12	Mar'haun Bostic	19:51	4-7	0-0	2-4	0 3 3	1 5	10	3	1	2	0	1	0	-12	FT%	4-8	50%												
20	Oyindamola Akinbolawa	04:21	1-1	0-0	0-0	0 0 0	1 1	0	0	0	0	0	0	0	-10	4th FG%	4-14	28.6%												
4	Kaitlyn Duhon	02:54	0-0	0-0	0-0	0 1 1	1 0	0	0	0	0	0	0	0	-4	3PT%	2-6	33.3%												
24	Carsen McFadden	02:17	0-1	0-1	0-0	0 0 0	0 0	0	0	0	0	0	0	0	-1	FT%	4-5	80%												
Team													GM FG%	19-55	34.5%	3PT%	5-16	31.3%	FT%	14-21	66.7%									
Totals													19-55	5-16	14-21	9	18	27	18	22	57	8	15	3	3	31				

Technical Fouls: NONE													Dead Ball Rebounds: 3, 0			
Biggest lead	31 (4th 7:59)		0 (1st 10:00)		Points from Turnovers	20		8		Period by Period Scoring						
Best Scoring Run	11 (2nd 3:51)		9 (4th 5:21)		Paint	48		20		1st	2nd	3rd	4th	TOT		
Lead Changes	1		0		Second Chance	4		4		Auburn 26 21 21 20 88						
Times Tied	0		0		Fast Breaks	14		6		Auburn 14 12 17 14 57						
Time with Lead	39:44		00:00		Bench	31		29								

Game 30 | Auburn vs. Tulane | WNIT First Round | March 17, 2023

Game 17 | Jan. 15, 2023 | Baton Rouge, La.
#5 LSU 84, Auburn 54

Official Basketball Box Score - Final Auburn at LSU 01/15/23 Maravich Assembly Center, Baton Rouge 2022-23 Women's Basketball													Game Time: 2:00 PM Game Duration: 1:48 Attendance: 11,475																	
Auburn - 54													Record: 10-7 (0-5)				Officials: William L. Smith, Ashlee Goode, Saif Eshto													
NO.	Name	Min	FG	3P	FT	Rebounds	Fouls	TP	AS	TO	ST	Blocks	BS	BA	+/-	Shooting By Period														
33	Kharyssa Richardson	F 25:04	5-10	0-1	0-2	2 3 5	3 2	10	1	2	1	2	0	0	-20	1st FG%	6-15	40.0%												
51	Precious Johnson	C 28:31	5-6	0-0	3-6	6 0 6	3 4	13	0	1	0	0	0	0	-32	3PT%	1-2	50.0%												
3	Jakayla Johnson	G 21:32	1-7	0-1	0-0	2 3 5	1 0	2	3	0	0	0	0	0	-27	FT%	1-4	25%												
10	Sydney Shaw	G 26:08	4-13	1-3	0-0	1 4 5	2 1	9	1	2	0	0	1	0	-20	2nd FG%	3-14	21.4%												
23	Honesty Scott-Grayson	G 28:27	3-13	0-2	1-2	2 5 7	2 1	7	3	2	1	1	1	0	-20	3PT%	0-4	0.0%												
2	Sania Wells	23:08	3-9	1-6	2-6	0 0 0	2 3	9	1	1	3	0	0	0	-5	FT%	2-4	50%												
12	Mar'haun Bostic	10:42	0-1	0-0	0-0	0 0 0	0 0	1	0	0	0	0	0	0	-6	3rd FG%	9-21	42.9%												
11	Romi Levy	07:59	0-0	0-0	0-0	0 0 0	0 0	0	0	0	0	0	0	0	-10	3PT%	1-3	33.3%												
20	Oyindamola Akinbolawa	11:29	1-2	0-0	0-0	1 2 3	2 1	2	2	0	2	0	0	2	2	4th FG%	5-13	38.5%												
1	Mya Pratcher	06:57	0-0	0-0	0-0	0 0 0	0 0	0	0	0	0	0	0	0	0	3PT%	0-4	0.0%												
4	Kaitlyn Duhon	08:32	1-2	0-0	0-0	0 1 1	1 0	2	0	1	0	0	0	0	-10	FT%	2-4	50%												
24	Carsen McFadden	01:31	0-0	0-0	0-0	0 1 1	0 0	0	0	0	0	0	0	0	-2	GM FG%	23-63	36.5%												
Team													GM FG%	23-63	36.5%	3PT%	2-13	15.4%	FT%	6-16	37.5%									
Totals													23-63	2-13	6-16	15	23	38	17	12	54	10	14	5	2	30				

LSU - 84													Record: 18-0 (6-0)				Technical Fouls: NONE													
NO.	Name	Min	FG	3P	FT	Rebounds	Fouls	TP	AS	TO	ST	Blocks	BS	BA	+/-	Shooting By Period														
0	LaDahzia Williams	F 18:46	4-7	0-0	0-1	2 2 4	3 1	8	0	2	1	0	1	0	18	1st FG%	9-16	56.3%												
10	Angie Reese	F 36:35	7-14	0-0	9-12	5 10 15	2 7	23	2	0	1	0	1	0	30	3PT%	3-6	50.0%												
2	Jasmine Carson	G 33:58	7-12	4-7	0-0	0 4 4	0 2	18	0	0	0	0	0	0	32	FT%	2-5	40%												
4	Flau'jae Johnson	G 19:18	3-8	0-2	4-4	2 2 4	0 2	10	0	1	1	2	1	0	9	2nd FG%	7-14	50.0%												
45	Alexis Morris	G 35:42	6-12	3-3	0-0	2 5 7	2 1	12	0	3	1	0	0	0	32	3PT%	1-4	25.0%												
55	Kateri Poole	22:07	2-7	0-4	1-2	0 3 3	1 2	7	6	1	2	0	1	15	3rd FG%	7-20	35%													
13	Last-Tear Poo	03:47	0-1	0-0	0-0	0 0 0	0 0	0	0	0	0	0	0	0	1	3PT%	0-2	0.0%												
5	Sa'Myah Smith	16:53	1-3	0-0	0-0	2 1 3	1 1	2	0	1	0	0	0	8	FT%	5-5	100%													
23	Amani Bartlett	04:21	1-1	0-0	0-0	0 1 1	1 0	2	0	0	0	0	0	0	4	4th FG%	9-17	52.9%												
11	Amiah Ward	03:25	1-2	0-0	0-0	0 0 0	0 0	2	0	0	0	0	0	0	0	3PT%	2-4	50.0%												
15	Alisa Williams	03:25	0-0	0-0	0-2	1 0 1	2 1	0	0	0	0	0	0	0	0	FT%	4-7	57.1%												
14	Izzy Besselman	01:43	0-0	0-0	0-0	0 0 0	0 0	0	0	0	0	0	0	0	2	GM FG%	32-67	47.8%												
Team													GM FG%	32-67	47.8%	3PT%	6-16	37.5%	FT%	14-21	66.7%									
Totals													32-67	6-16	14-21	14	31	45	12	17	84	18	8	9	2	30				

Technical Fouls: NONE													Dead Ball Rebounds: 5, 0			
Biggest lead	0 (1st 10:00)		30 (4th 3:32)		Points from Turnovers	4		20		Period by Period Scoring						
Best Scoring Run	11 (4th 8:21)		10 (4th 3:32)		Paint	28		42		1st	2nd	3rd	4th	TOT		
Lead Changes	0		0		Second Chance	17		17		AUB 14 8 20 12 54						
Times Tied	0		0		Fast Breaks	3		23		LSU 23 18 19 24 84						
Time with Lead	00:00		39:38		Bench	13		13								

Game 18 | Jan. 19, 2023 | Auburn, Ala.
Mississippi State 72, Auburn 58

Official Basketball Box Score - Final Auburn at Mississippi St. 01/19/23 Humphrey Coliseum, Starkville 2022-23 Women's Basketball													Game Time: 7:02 PM Game Duration: 1:58 Attendance: 5,221							
Auburn - 58													Record: 10-8 (0-6)				Officials: Brian Garland, Maj Forsberg, Fatou Cissoko-Stephens			
NO.	Name	Min	FG	3P	FT	Rebounds	Fouls	TP	AS	TO	ST	Blocks	BS	BA	+/-	Shooting By Period				
33	Kharyssa Richardson	F 15:08	2-5	0-0	2-2	0 0 0	4 2	6	2	1	1	0	0	2	2	1st FG%	2-12	16.7%		
3	Jakayla Johnson	G 15:16	0-4	0-1	0-0	0 0 0	0 0	0	0	1	0	0	0	0	-17	3PT%	0-4	0.0%		
5	Aicha Coulibaly	G 37:57	7-15	0-2	1-3	2 6 8	3 3	15	4	2	4	0	0	0	-12	FT%				

Game 20 | Jan. 26, 2023 | Lexington, Ky.
Auburn 71, Kentucky 68

		Official Basketball Box Score - Final Auburn at Kentucky 01/26/23 Memorial Coliseum, Lexington 2022-23 Women's Basketball			Game Time: 7:00 PM Game Duration: 2:08 Attendance: 3,123			Officials: Dee Kantner, Talisa Green, Douglas Knight			
Auburn - 71 Record: 12-8 (2-6)											
NO. Name	Min	FG M-A	3P M-A	FT M-A	Rebounds OR DR TOT	Fouls PF FD	TP	AS	TO	ST	Blocks BS BA +/-
33 Kharyssa Richardson	F 20:00	2-7	0-0	3-3	4 1 5	3 3	7	0	0	2	2 4
3 Jakayla Johnson	G 34:49	2-5	0-1	0-0	1 1 2	4 1 4	6	3	1	0	1 5
5 Aicha Coulibaly	G 34:37	7-16	1-2	5-9	2 1 3	0 5 20	4	5	3	0	2 4
10 Sydney Shaw	G 03:46	0-0	0-0	0-0	0 1 1	2 0 0	0	1	0	0	0 -3
23 Honesty Scott-Grayson	G 38:19	4-12	1-4	3-4	0 7 7	3 2 12	2	3	4	1	1 5
12 Mar'shaun Bostic	16:56	2-4	0-0	0-0	1 1 1	1 0 4	1	0	2	1	0 -7
51 Precious Johnson	17:10	4-6	0-0	0-0	1 2 3	2 2 8	0	0	0	0	0 -2
1 Mya Pratcher	08:13	0-1	0-0	0-0	0 0 0	0 0 0	0	0	0	0	0 0
2 Sania Wells	29:42	6-8	0-0	4-4	0 4 4	3 7 16	1	1	1	0	0 8
4 Kaitlyn Duhon	02:50	0-0	0-0	0-0	0 0 0	0 0 0	0	0	2	0	0 1
Team					1 3 4	0 1	0	1	0	0	0 1
Totals		27-59	2-7	15-20	9 21 30	18 20	71	14	16	11	4 6 3
Technical Fouls: NONE											
Dead Ball Rebounds: 5, 0											

		Official Basketball Box Score - Final Kentucky - 68 Record: 9-11 (1-7)			Game Time: 7:00 PM Game Duration: 2:08 Attendance: 3,123			Officials: Dee Kantner, Talisa Green, Douglas Knight			
NO. Name	Min	FG M-A	3P M-A	FT M-A	Rebounds OR DR TOT	Fouls PF FD	TP	AS	TO	ST	Blocks BS BA +/-
21 Nyah Leveretter	F 25:24	1-2	0-0	3-4	6 5 11	2 2 5	0	3	0	0	0 -5
1 Robyn Benton	G 34:49	7-18	1-6	4-6	0 0 3	1 5 19	1	4	0	0	2 4
5 Blair Green	G 21:45	1-5	1-4	0-0	0 0 0	0 3 3	2	0	0	0	0 6
11 Jada Walker	G 28:14	4-10	0-1	6-7	2 1 3	4 5 14	0	2	1	0	0 9
22 Maddie Scherr	G 37:42	6-11	1-3	3-3	1 7 8	2 3 16	3	2	2	2	1 -5
3 Kennedy Cambridge	14:39	1-4	0-1	0-2	0 2 2	2 1 2	1	2	1	0	0 -5
25 Adebola Adeyeye	16:21	3-5	0-0	0-0	2 4 6	5 1 6	1	3	2	2	1 7
34 Emma King	05:34	1-1	1-1	0-0	0 0 0	1 1 3	0	0	0	0	0 -3
13 Ajae Petty	12:47	0-1	0-0	0-0	0 0 0	1 0 0	0	0	0	0	0 -12
20 Amiyah Jenkins	01:58	0-0	0-0	0-0	0 0 0	1 0 0	0	0	2	0	0 -7
4 Eriya Russell	00:47	0-0	0-0	0-0	0 0 0	1 0 0	0	1	0	0	0 -4
Team					2 1 3	0 1	0	1	0	0	0 1
Totals		24-57	4-16	16-22	13 23 36	20 18	68	9	20	6	6 4 -3
Technical Fouls: NONE											
Dead Ball Rebounds: 5, 0											

Biggest lead	13 (3 rd 1:53)	6 (1 st 1:13)	Points from Turnovers	32 18	Period by Period Scoring
Best Scoring Run	11 (2 nd 5:36)	7 (4 th 7:13)	Paint	42 26	1st 2nd 3rd 4th TOT
Lead Changes	3		Second Chance	6 11	AUB 15 23 21 12 71
Times Tied	5		Fast Breaks	13 2	UK 18 17 15 18 68
Time with Lead	25:13	12:14	Bench	28 11	

Game 21 | Jan. 30, 2023 | Auburn, Ala.
Auburn 66, Florida 55

		Official Basketball Box Score - Final Florida at Auburn 01/30/23 Neville Arena, Auburn, Ala. 2022-23 Women's Basketball			Game Time: 6:00 PM Game Duration: 2:01 Attendance: 2,551			Officials: Cameron Inouye, Felicia Grinter, Frank Steratore			
Florida - 55 Record: 13-8 (2-6)											
NO. Name	Min	FG M-A	3P M-A	FT M-A	Rebounds OR DR TOT	Fouls PF FD	TP	AS	TO	ST	Blocks BS BA +/-
25 Faith Dut	F 19:55	2-7	1-2	2-2	3 4 7	3 1 7	2	1	1	1	0 0
24 Ra Shaya Kyle	F 20:38	2-8	0-0	0-0	1 1 2	2 2 4	0	1	0	1	1 -9
3 Kirsten Deans	G 35:42	2-9	2-5	3-3	0 4 4	4 2 9	5	2	2	0	0 -16
5 Alberte Rimdal	G 32:55	3-10	2-4	1-2	1 4 5	0 2 3	4	0	2	0	0 -3
15 Nina Rickards	G 33:20	2-13	0-2	0-0	2 3 5	3 4 4	1	3	0	1	0 -12
00 Taliyah Wyche	08:35	0-1	0-0	1-2	2 1 3	1 2 1	1	0	0	0	0 0
23 Leilani Correa	24:38	6-11	4-6	0-0	1 3 4	2 1 16	3	2	1	0	0 -2
12 Jordyn Merritt	17:54	1-7	1-3	2-2	0 3 3	3 1 5	1	1	1	1	1 -7
1 Myka Perry	01:48	0-1	0-0	0-0	0 1 1	0 0 0	0	0	1	0	1 -2
20 Jeriah Warren	03:17	0-0	0-0	0-0	0 1 1	0 0 0	0	0	0	0	0 -2
2 Tatyana Wyche	01:18	0-0	0-0	0-0	0 0 0	0 1 0	0	0	0	0	0 -2
Team					4 1 5	0 1	0	1	0	0	0 1
Totals		18-67	10-22	9-11	14 26 40	20 14	55	13	14	4	4 5 -11
Technical Fouls: NONE											
Dead Ball Rebounds: 1, 1											

		Official Basketball Box Score - Final Auburn - 66 Record: 13-8 (3-6)			Game Time: 6:00 PM Game Duration: 2:01 Attendance: 2,551			Officials: Cameron Inouye, Felicia Grinter, Frank Steratore			
NO. Name	Min	FG M-A	3P M-A	FT M-A	Rebounds OR DR TOT	Fouls PF FD	TP	AS	TO	ST	Blocks BS BA +/-
33 Kharyssa Richardson	F 35:49	7-14	0-0	1-2	4 12 16	2 3 15	0	1	1	3	1 8
3 Jakayla Johnson	G 22:15	1-5	1-2	0-0	0 0 3	4 1 3	4	2	0	0	0 13
5 Aicha Coulibaly	G 31:08	5-15	0-1	4-6	3 8 11	2 7 14	5	2	1	0	0 9
10 Sydney Shaw	G 32:01	3-9	1-2	0-0	0 2 2	0 1 7	1	1	3	2	0 -1
23 Honesty Scott-Grayson	G 30:22	4-8	0-1	1-2	1 4 5	4 4 9	4	4	2	0	0 12
12 Mar'shaun Bostic	06:16	1-2	0-0	0-0	0 1 1	1 0 2	0	0	0	0	0 -2
51 Precious Johnson	03:29	0-0	0-0	0-0	0 0 0	0 1 0	0	0	0	0	0 2
2 Sania Wells	24:51	2-8	0-1	5-6	1 1 2	0 3 9	1	1	1	0	2 11
11 Romi Levy	12:15	3-8	0-1	1-2	3 4 7	0 2 7	0	2	0	0	1 2
1 Mya Pratcher	00:42	0-0	0-0	0-0	0 0 0	0 0 0	0	0	0	0	0 1
4 Kaitlyn Duhon	00:52	0-0	0-0	0-0	0 0 0	0 0 0	0	0	0	0	0 0
Team					4 1 5	0 1	0	1	0	0	0 1
Totals		26-69	2-8	12-18	16 36 52	14 20	66	15	14	7	5 4 11
Technical Fouls: NONE											
Dead Ball Rebounds: 6, 0											

Biggest lead	9 (1 st 2:39)	16 (3 rd 2:08)	Points from Turnovers	13 12	Period by Period Scoring
Best Scoring Run	8 (3 rd 1:10)	16 (3 rd 9:48)	Paint	16 38	1st 2nd 3rd 4th TOT
Lead Changes	1		Second Chance	4 14	AUB 18 2 23 12 55
Times Tied	3		Fast Breaks	4 10	FLA 18 2 23 12 55
Time with Lead	15:38	22:25	Bench	22 18	

Game 22 | Feb. 5, 2023 | Auburn, Ala.
Arkansas 54, Auburn 51

		Official Basketball Box Score - Final Arkansas at Auburn 02/05/23 Neville Arena, Auburn, Ala. 2022-23 Women's Basketball			Game Time: 2:00 PM Game Duration: 2:17 Attendance: 2,569			Officials: Brian Hall, Natasha Cany, Carla Fournat			
Arkansas - 54 Record: 18-7 (5-5)											
NO. Name	Min	FG M-A	3P M-A	FT M-A	Rebounds OR DR TOT	Fouls PF FD	TP	AS	TO	ST	Blocks BS BA +/-
4 Erynn Barnum	F 28:42	5-12	0-0	4-9	6 3 9	3 5 14	0	4	1	0	2 -2
0 Saylor Poffenbarger	G 37:57	3-10	1-5	3-6	0 10 10	5 4 10	1	3	1	0	0 3
2 Samara Spencer	G 35:48	1-8	0-4	5-6	0 6 6	3 5 7	4	7	1	0	1 1
34 Chrissy Carr	G 24:45	2-7	1-4	2-4	2 1 3	4 4 7	1	1	1	1	0 -8
43 Makayla Daniels	G 39:14	2-12	1-8	6-10	0 4 4	4 7 11	0	1	3	0	0 -4
11 Rylee Langerman	13:57	0-1	0-1	1-2	0 1 1	4 1 1	1	1	1	0	0 2
24 Jersey Wollenbarger	08:11	1-1	0-0	2-2	1 1 2	2 1 4	0	0	0	0	0 8
30 Maryam Dauda	01:30	0-0	0-0	0-0	0 0 0	2 0 0	0	2	0	0	0 4
55 Emrie Ellis	09:48	0-1	0-1	0-0	0 0 0	2 0 0	0	0	0	0	1 1
22 Avery Hughes	00:08	0-0	0-0	0-0	0 0 0	0 0 0	0	0	0	0	0 2
Team					2 4 6	0 0	0	0	0	0	0 2
Totals		14-52	3-23	23-39	11 32 43	27 27	54	7	19	8	1 4 3
Technical Fouls: NONE											
Dead Ball Rebounds: 9, 0											

		Official Basketball Box Score - Final Auburn - 51 Record: 13-9 (3-7)			Game Time: 2:00 PM Game Duration: 2:17 Attendance: 2,569			Officials: Dee Kantner, Angelica Sufren, Maj Forsberg			
NO. Name	Min	FG M-A	3P M-A	FT M-A	Rebounds OR DR TOT	Fouls PF FD	TP	AS	TO	ST	Blocks BS BA +/-
33 Kharyssa Richardson	F 19:08	2-3	0-0	1-2	2 3 5	3 3	5	0	2	0	0 -7
2 Sania Wells	G 09:23	0-3	0-1	0-0	0 2 2	0 2 0	0	0	2	0	0 -6
3 Jakayla Johnson	G 24:23	4-6	1-1	0-2	0 1 1	4 1 9	0	5	0	0	0 3
5 Aicha Coulibaly	G 26:19	0-8	0-1	1-4	2 4 6	2 6 1	2	5	2	0	0 -11
23 Honesty Scott-Grayson	G 30:21	3-11	0-3	5-8	0 3 3	5 5 11	2	1	2	0	0 -5
11 Romi Levy	19:43	3-5	0-2	3-4	1 4 5	3 2 9	1	1	1	1	0 10
10 Sydney Shaw	15:29	2-7	0-4	0-0	1 1 1	3 2 4	0	0	0	1	0 -10
4 Kaitlyn Duhon	24:30	2-6	0-2	2-4	2 5 7	2 4 6	1	2	1	1	0 5
1 Mya Pratcher	13:04	0-3	0-0	0-0	0 6 6	1 0 0	0	0	0	1	3
12 Mar'shaun Bostic	14:11	2-4	0-0	2-3	1 1 2	4 6 1	1	1	0	0	0 5
20 Oyindamola Akinbolawa	03:29	0-0	0-0	0-0	0 0 0	0 0 0	0	0	1	1	0 -2
Team					0 2 2	0 2	0	2	0	0	0 -2
Totals		18-56	1-14	14-27	8 32 40	27 27	51	7	22	8	4 1 -3
Technical Fouls: NONE											
Dead Ball Rebounds: 10, 2											

Biggest lead	15 (2 nd 7:14)	0 (1 st 10:00)	Points from Turnovers	12 8	Period by Period Scoring
Best Scoring Run	8 (2 nd 7:14)	6 (2 nd 3:41)	Paint	20 16	1st 2nd 3rd 4th TOT
Lead Changes					

2022-23 AUBURN WOMEN'S BASKETBALL

Game 24 | Feb. 12, 2023 | Tuscaloosa, Ala.
Alabama 69, Auburn 46

Official Basketball Box Score - Final
Auburn at Alabama
02/12/23 Coleman Coliseum, Tuscaloosa
2022-23 Women's Basketball
Game Time: 4:00 PM
Game Duration: 1:55
Attendance: 2,735
Officials: Denise Brooks, Dawn Marsh, Kaz Beverley

Auburn - 46		Record: 13-11 (3-9)															
NO.	Name	Min	FG	3P	FT	Rebounds	Fouls	TP	AS	TO	ST	Blocks	+/-				
			M-A	M-A	M-A	OR DR TOT	PF FD					BS BA					
11	Romi Levy	F 04:25	0-0	0-0	0-0	0	1	0	0	0	0	0	0	-4			
33	Kharyssa Richardson	F 26:41	5-8	0-0	5-7	5	3	3	5	15	0	1	1	-9			
2	Sania Wells	G 29:37	2-12	0-5	2-2	1	3	4	2	3	6	0	2	1	-24		
10	Sydney Shaw	G 23:00	0-5	0-4	0-0	1	0	1	0	0	2	1	0	-16			
23	Honesty Scott-Grayson	G 18:39	1-4	0-1	0-0	0	1	1	2	2	1	3	0	-17			
4	Kaitlyn Duhon	23:00	2-6	0-0	1-2	0	0	3	1	5	1	0	1	-6			
5	Aicha Coulibaly	35:35	2-20	0-4	1-4	5	5	10	4	13	1	3	2	-19			
12	Mar'shaun Bostic	19:32	1-5	0-0	2-2	1	2	3	4	4	4	2	4	-3			
20	Oyindamola Akinbolawa	06:31	0-0	0-0	1-2	1	0	1	0	3	1	0	0	-5			
1	Mya Pratcher	03:42	0-0	0-0	0-0	0	0	1	0	0	0	0	0	-4			
3	Jakayla Johnson	05:02	0-2	0-2	0-0	0	0	1	0	0	0	0	0	-2			
51	Precious Johnson	03:06	0-0	0-0	0-0	1	0	1	0	0	0	0	0	-5			
24	Carsen McFadden	01:10	0-0	0-0	0-0	0	0	1	0	0	1	0	0	-1			
Team						3	1	4				0	1				
Totals			17-62	0-16	12-19	18	16	34	18	22	46	6	14	10	3	4	-23

Shooting By Period
1st FG% 4-13 30.8%
3PT% 0-2 0.0%
FT% 0-0 0.0%
2nd FG% 5-15 33.3%
3PT% 0-5 0.0%
FT% 3-5 60.0%
3rd FG% 4-16 25.0%
3PT% 0-5 0.0%
FT% 5-7 71.4%
4th FG% 4-18 22.2%
3PT% 0-4 0.0%
FT% 4-7 57.1%
GM FG% 17-62 27.4%
3PT% 0-16 0.0%
FT% 12-19 63.2%

Technical Fouls:NONE
Dead Ball Rebounds: 1, 0

Alabama - 69		Record: 19-6 (8-4)															
NO.	Name	Min	FG	3P	FT	Rebounds	Fouls	TP	AS	TO	ST	Blocks	+/-				
			M-A	M-A	M-A	OR DR TOT	PF FD					BS BA					
31	Jada Rice	C 15:20	2-5	0-0	0-0	0	4	4	5	1	4	0	2	0	7		
3	Sarah Ashlee Barker	G 29:26	4-8	0-1	3-3	0	3	3	4	2	11	5	7	1	19		
5	Hannah Barber	G 26:52	1-2	1-2	0-0	0	3	3	2	5	0	0	1	0	15		
23	Brittany Davis	G 32:26	7-14	1-7	3-4	3	14	17	5	18	4	5	3	0	24		
32	Aaliyah Nye	G 25:35	4-9	2-5	1-1	0	1	1	2	11	1	3	0	2	16		
0	Loyal McQueen	15:09	1-2	0-0	2-3	0	3	3	0	2	4	1	0	0	7		
13	JeAnna Cunningham	06:42	0-0	0-0	0-0	0	0	0	3	0	0	0	1	0	5		
22	Karly Weathers	05:46	0-3	0-2	1-2	1	0	1	3	1	3	1	2	0	0		
1	Megan Abrams	07:53	2-3	1-2	0-0	0	2	2	1	5	0	0	0	0	4		
10	Ryan Cobbins	24:51	5-6	0-0	0-0	3	3	3	1	0	10	1	0	0	10		
Team						5	3	8				0	1				
Totals			26-52	5-19	12-15	12	33	45	22	18	69	14	21	7	4	3	23

Shooting By Period
1st FG% 5-14 35.7%
3PT% 1-6 16.7%
FT% 0-0 0.0%
2nd FG% 7-13 53.8%
3PT% 2-7 28.6%
FT% 4-5 80.0%
3rd FG% 8-15 53.3%
3PT% 2-4 50.0%
FT% 3-3 100.0%
4th FG% 6-10 60.0%
3PT% 0-2 0.0%
FT% 5-7 71.4%
GM FG% 26-52 50.0%
3PT% 5-19 26.3%
FT% 12-15 80.0%

Technical Fouls:NONE
Dead Ball Rebounds: 1, 0

Biggest lead		AU	ALA
1 (2 nd 6:38)		23	(4 th 0:25)
Best Scoring Run		6 (2 nd 6:38)	9 (2 nd 2:21)
Lead Changes		2	
Times Tied		2	
Time with Lead		00:22	36:02

Points from		AU	ALA
Turnovers		16	21
Paint		30	42
Second Chance		14	13
Fast Breaks		8	6
Bench		23	20

Period by Period Scoring		1st	2nd	3rd	4th	TOT
AU	8	13	13	12	14	46
ALA	11	20	13	17	69	

Game 25 | Feb. 16, 2023 | Auburn, Ala.
Auburn 65, Texas A&M 55

Official Basketball Box Score - Final
Texas A&M at Auburn
02/16/23 Neville Arena, Auburn, Ala.
2022-23 Women's Basketball
Game Time: 5:00 PM
Game Duration: 2:12
Attendance: 2,293
Officials: Frank Stratoro, Talisa Green, Kyle Galloway

Texas A&M - 55		Record: 6-17 (1-12)															
NO.	Name	Min	FG	3P	FT	Rebounds	Fouls	TP	AS	TO	ST	Blocks	+/-				
			M-A	M-A	M-A	OR DR TOT	PF FD					BS BA					
13	Jada Malone	F 25:47	5-7	0-0	0-0	3	2	5	4	1	0	4	0	0			
32	Aaliyah Patten	F 14:23	1-1	0-0	0-0	1	3	4	0	2	0	2	1	0			
00	Sydney Bowles	G 35:12	4-11	2-6	2-2	0	2	2	2	12	1	2	1	0			
4	Kay Kay Green	G 30:25	1-6	0-1	4-8	0	1	1	5	8	6	1	5	0			
24	Sahara Jones	G 35:42	2-9	1-2	2-2	2	5	7	2	2	7	0	4	0			
3	Dariah Barker	26:27	5-9	0-0	6-9	5	2	7	4	7	16	1	4	1			
23	McKinzie Green	03:29	0-0	0-0	0-0	1	1	1	0	1	0	0	0	0			
3	Tineya Hylton	11:49	1-5	0-2	0-0	1	1	2	3	1	2	3	2	0			
21	Eriy Kindred	13:23	0-2	0-1	0-0	2	2	4	2	2	0	3	0	0			
1	Mya Peticord	03:23	0-0	0-0	0-0	0	0	0	0	0	1	0	0	0			
Team						1	0	1				0	1				
Totals			19-50	3-12	14-21	15	19	34	26	24	55	7	29	6	1	2	-10

Shooting By Period
1st FG% 4-13 30.8%
3PT% 0-2 0.0%
FT% 0-0 0.0%
2nd FG% 5-15 33.3%
3PT% 0-5 0.0%
FT% 3-5 60.0%
3rd FG% 4-16 25.0%
3PT% 0-5 0.0%
FT% 5-7 71.4%
4th FG% 4-18 22.2%
3PT% 0-4 0.0%
FT% 4-7 57.1%
GM FG% 17-62 27.4%
3PT% 0-16 0.0%
FT% 12-19 63.2%

Technical Fouls:NONE
Dead Ball Rebounds: 3, 0

Auburn - 65		Record: 14-11 (4-9)															
NO.	Name	Min	FG	3P	FT	Rebounds	Fouls	TP	AS	TO	ST	Blocks	+/-				
			M-A	M-A	M-A	OR DR TOT	PF FD					BS BA					
11	Romi Levy	F 34:27	2-5	0-1	0-0	1	2	3	2	4	4	3	1	0			
33	Kharyssa Richardson	F 24:32	4-9	0-1	4-4	1	0	1	3	6	12	0	2	1			
5	Aicha Coulibaly	G 33:30	8-11	1-3	1-5	4	5	9	3	18	1	5	2	1			
10	Sydney Shaw	G 08:46	0-1	0-0	0-0	0	2	2	0	0	1	2	0	0			
23	Honesty Scott-Grayson	G 37:01	4-11	2-6	2-4	1	3	4	2	12	1	3	3	0			
12	Mar'shaun Bostic	20:08	2-4	0-0	1-1	1	2	3	4	4	3	5	3	0			
2	Sania Wells	14:05	1-1	0-0	11-12	0	1	1	6	13	0	0	0	0			
3	Jakayla Johnson	05:14	0-0	0-0	0-0	0	0	0	0	0	1	0	0	0			
20	Oyindamola Akinbolawa	11:58	1-2	0-0	0-2	0	0	1	1	2	0	2	1	0			
4	Kaitlyn Duhon	04:42	0-2	0-0	0-2	1	1	2	2	1	0	0	0	0			
1	Mya Pratcher	02:07	0-0	0-0	0-0	1	1	1	0	0	0	0	0	0			
51	Precious Johnson	03:30	0-0	0-0	0-0	0	0	1	2	1	0	0	0	0			
Team						2	3	5				0	0				
Totals			22-48	3-12	18-30	11	19	30	24	26	65	11	22	12	2	1	10

Shooting By Period
1st FG% 8-16 50.0%
3PT% 1-4 25.0%
FT% 1-2 50.0%
2nd FG% 4-9 44.4%
3PT% 0-2 0.0%
FT% 1-3 33.3%
3rd FG% 4-11 36.4%
3PT% 2-5 40.0%
FT% 4-9 44.4%
4th FG% 6-12 50.0%
3PT% 0-1 0.0%
FT% 12-16 75.0%
GM FG% 22-48 45.8%
3PT% 3-12 25.0%
FT% 18-30 60.0%

Technical Fouls:NONE
Dead Ball Rebounds: 8, 1

Biggest lead		TAMU	Auburn
8 (2 nd 7:14)		10	(4 th 0:30)
Best Scoring Run		7 (2 nd 1:38)	6 (1 st 7:00)
Lead Changes		7	
Times Tied		9	
Time with Lead		20:37	14:17

Points from		TAMU	Auburn
Turnovers		20	24
Paint		24	28
Second Chance		16	11
Fast Breaks		4	12
Bench		18	19

Period by Period Scoring		1st	2nd	3rd	4th	TOT
TAMU	16	14	13	12	55	
Auburn	18	9	14	24	65	

Game 26 | Feb. 19, 2023 | Knoxville, Tenn.
Tennessee 83, Auburn 76

Official Basketball Box Score - Final
Auburn at Tennessee
02/19/23 Thompson-Boling Arena, Knoxville, Tennessee
2022-23 Women's Basketball
Game Time: 12:02 PM
Game Duration: 2:11
Attendance: 9,039
Officials: Michael McConnell, Felicia Grinter, Chaney Mauch

Auburn - 76		Record: 14-12 (4-10)												
NO.	Name	Min	FG	3P	FT	Rebounds	Fouls	TP	AS	TO	ST	Blocks	+/-	
			M-A	M-A	M-A	OR DR TOT	PF FD					BS BA		
11	Romi Levy	F 28:27	3-8	0-1	4-4	3	2	5	4	10	2	1	2	1
33	Kharyssa Richardson	F 27:52	2-6	0-1	1-1	3	2	5	3	2	5	1	3	1
2	Sania Wells	G 21:32	3-6	2-4	2-4	0	1	1	4	1	10	6	1	0
5	Aicha Coulibaly	G 25:59	7-14	1-2	2-2	4	5	2	15	3	2	0	0	-8
23	Honesty Scott-Grayson	G 33:45	9-19	2-6	3-3	1	4	5	4	23	2	1	3	1
4	Kaitlyn Duhon	16:02	1-2	0-0	2-2	2	2	2	1	4	1	1	1	0
10	Sydney Shaw	12:40	1-3	1-3	0-0	0	3	3	0	3	2	3	0	2
12	Mar'shaun Bostic	16:53	2-4	0-0	2-4	1	0	1	3					

Game 28 | Feb. 26, 2023 | Auburn, Ala.
Auburn 78, Vanderbilt 76



Official Basketball Box Score - Final
Vanderbilt at Auburn
02/26/23 Neville Arena, Auburn, Ala.
2022-23 Women's Basketball

Game Time: 3:00 PM
Game Duration: 2:15
Attendance: 2,687

Officials: Gina Cross, Bill Laranca, Timothy Greene

Vanderbilt - 76												Record: 12-18 (3-13)											
NO.	Name	Min	FG M-A	3P M-A	FT M-A	Rebounds OR	Rebounds DR	Fouls PF	Fouls FD	TP	AS	TO	ST	Blocks BS	Blocks BA	+/-							
35	Sacha Washington	F 27:13	6-12	0-0	2-4	4	8	12	5	3	14	1	1	1	0	1							
11	Ciaja Harbison	G 36:37	9-15	1-3	8-9	0	2	2	1	7	27	7	5	1	0	2							
14	Marnelle Garraud	G 35:34	7-12	3-4	0-2	0	1	1	5	3	17	2	5	0	0	6							
21	Bella LaChance	G 29:12	0-4	0-2	6-6	0	0	0	2	8	6	1	2	0	0	-13							
24	Ryanne Allen	G 28:39	1-3	1-3	0-2	1	3	4	3	3	3	1	0	2	0	-3							
5	Yaubryon Chambers	17:04	1-2	0-0	2-2	0	2	2	4	3	4	0	0	0	1	-9							
12	Demi Washington	25:15	2-5	0-2	1-1	1	3	4	2	1	5	1	2	4	1	0							
2	Jada Brown	00:26	0-0	0-0	0-0	0	0	0	0	0	0	0	1	0	0	0							
Team						2	2	4			0		1										
Totals						26-53	5-14	19-26	8	21	29	22	28	76	13	17	8	2	3	-2			

Technical Fouls: NONE

Shooting By Period		
1st	FG%	4-9 44.4%
	3PT%	3-4 75.0%
	FT%	4-6 66.7%
2nd	FG%	8-14 57.1%
	3PT%	1-1 100.0%
	FT%	10-10 100%
3rd	FG%	8-12 66.7%
	3PT%	0-2 0.0%
	FT%	4-7 57.1%
4th	FG%	6-18 33.3%
	3PT%	1-7 14.3%
	FT%	1-3 33.3%
GM	FG%	26-53 49.1%
	3PT%	5-14 35.7%
	FT%	19-26 73.1%

Dead Ball Rebounds: 4, 2

Auburn - 78												Record: 15-13 (5-11)											
NO.	Name	Min	FG M-A	3P M-A	FT M-A	Rebounds OR	Rebounds DR	Fouls PF	Fouls FD	TP	AS	TO	ST	Blocks BS	Blocks BA	+/-							
33	Kharyssa Richardson	F 23:18	5-7	0-0	0-0	1	2	3	4	1	10	0	0	2	1	0	7						
2	Sania Wells	G 18:51	5-9	2-5	1-1	0	1	1	3	2	13	0	2	1	0	0	4						
3	Jakayla Johnson	G 13:29	0-1	0-0	0-0	0	0	0	1	0	0	2	0	1	0	0	-5						
5	Aicha Coulibaly	G 38:41	4-18	0-0	6-8	3	1	4	1	9	14	4	2	2	0	1	6						
23	Honesty Scott-Grayson	G 37:25	5-15	3-11	2-3	1	2	3	3	1	15	6	3	5	1	0	1						
10	Sydney Shaw	18:05	2-2	1-1	3-3	0	2	2	5	1	8	3	2	1	0	0	8						
12	Mar'shaun Bostic	25:28	1-1	0-0	3-4	0	4	4	3	2	5	3	1	0	0	0	0						
51	Precious Johnson	10:08	2-3	0-0	2-4	0	3	3	2	3	6	0	2	0	1	1	4						
4	Kaitlyn Duhon	06:42	2-3	0-0	0-0	1	1	2	2	0	4	1	0	0	0	0	-2						
1	Mya Pratcher	02:48	0-1	0-0	0-0	0	0	0	2	1	0	0	1	0	0	0	-11						
20	Oyindamola Akinbolawa	05:05	1-2	0-0	1-4	2	2	4	2	2	3	0	1	0	0	0	-2						
Team						3	4	7			0		1										
Totals						27-62	6-17	18-27	11	22	33	28	22	78	19	15	12	3	2	2			

Technical Fouls: NONE

Dead Ball Rebounds: 10, 0

		Vandy	Auburn
Biggest lead	7 (3rd 8:34)	13 (4th 5:26)	
Best Scoring Run	11 (4th 0:34)	11 (4th 5:26)	
Lead Changes	16		
Times Tied	4		
Time with Lead	10:30	28:35	

Points from		Vandy	Auburn
Turnovers		15	20
Paint		34	34
Second Chance		9	5
Fast Breaks		9	19
Bench		9	26

Period by Period Scoring		1st	2nd	3rd	4th	TOT
Vandy		15	27	20	14	76
Auburn		23	15	26	14	78

Game 29 | March 2, 2023 | Greenville, S.C.
Georgia 63, Auburn 47 [SEC Second Round]



Official Basketball Box Score - Final
Auburn at Georgia
03/02/23 Bon Secours Wellness Arena, Greenville
2022-23 Women's Basketball

Game Time: 6:00 PM
Game Duration: 1:58

Officials: Roy Gulbyyan, Karen Presto, Billy Smith

Auburn - 47												Record: 15-14											
NO.	Name	Min	FG M-A	3P M-A	FT M-A	Rebounds OR	Rebounds DR	Fouls PF	Fouls FD	TP	AS	TO	ST	Blocks BS	Blocks BA	+/-							
33	Kharyssa Richardson	F 25:31	2-7	0-0	2-2	0	2	2	1	1	6	1	2	1	1	0	2						
2	Sania Wells	G 18:13	1-3	0-1	0-0	0	1	1	0	1	0	1	2	1	0	0	-11						
3	Jakayla Johnson	G 13:13	0-1	0-1	0-0	0	0	0	0	0	0	2	2	0	0	0	1						
5	Aicha Coulibaly	G 35:48	5-15	1-3	2-2	2	7	9	1	2	13	3	3	3	1	5	-11						
23	Honesty Scott-Grayson	G 34:24	2-12	2-11	1-2	0	4	4	3	2	7	2	1	4	0	0	-13						
10	Sydney Shaw	26:08	5-11	2-7	0-0	0	3	3	4	0	12	4	2	0	1	0	-18						
51	Precious Johnson	19:16	1-3	0-0	0-0	1	1	2	4	2	2	1	1	1	0	0	-8						
12	Mar'shaun Bostic	12:15	0-0	0-0	3-4	1	1	2	1	2	3	0	3	1	0	0	-16						
20	Oyindamola Akinbolawa	05:15	0-0	0-0	0-0	0	0	0	0	2	0	0	2	0	0	0	-9						
4	Kaitlyn Duhon	08:26	1-2	0-0	0-0	0	1	1	1	2	0	0	0	0	0	0	6						
1	Mya Pratcher	01:31	0-0	0-0	0-0	0	0	0	0	0	0	0	0	0	0	0	-3						
Team						3	0	3			0		0										
Totals						17-54	5-23	8-10	7	20	27	15	13	47	14	18	10	3	5	-16			

Technical Fouls: NONE

Dead Ball Rebounds: 4, 0

Georgia - 63												Record: 21-10											
NO.	Name	Min	FG M-A	3P M-A	FT M-A	Rebounds OR	Rebounds DR	Fouls PF	Fouls FD	TP	AS	TO	ST	Blocks BS	Blocks BA	+/-							
20	Jordan Isaacs	F 09:26	0-1	0-0	0-0	1	3	4	0	0	0	0	3	0	0	0	-9						
24	Brittney Smith	F 28:58	4-11	0-0	2-2	3	4	7	0	3	10	0	2	0	0	0	14						
1	Chloe Chapman	G 19:15	0-2	0-0	0-0	0	0	0	1	1	0	0	4	1	0	1	-2						
3	Diamond Battles	G 28:38	6-13	3-4	3-5	0	0	0	3	2	18	0	0	0	0	1	10						
31	Audrey Warren	G 21:33	3-9	1-4	0-0	2	5	7	2	0	7	2	3	1	0	0	6						
23	Alisha Lewis	34:22	3-6	1-1	1-2	0	2	2	2	4	8	12	6	5	0	1	20						
22	Malury Bates	18:56	2-3	0-0	2-2	2	4	6	4	2	6	1	0	1	4	0	5						
35	Javyn Nicholson	20:52	3-4	0-0	3-4	2	5	7	0	2	9	1	1	0	0	0	20						
0	Zoesha Smith	14:44	2-5	0-0	1-2	0	1	1	1	1	5	0	0	0	1	0	10						
30	Amiya Evans	01:48	0-0	0-0	0-0	0	0	0	0	0	0	0	0	0	0	0	2						
10	DeMauri Flournoy	01:28	0-0	0-0	0-0	0	0	0	0	0	0	1	0	0	0	0	4						
Team						2	2	4			0		0										
Totals						23-54	5-9	12-17	12	26	38	13	15	63	17	19	8	5	3	16			

Technical Fouls: NONE

Dead Ball Rebounds: 4, 2

		AUB	UGA
Biggest lead	5 (1st 5:10)	18 (4th 0:39)	
Best Scoring Run	5 (1st 5:10)	12 (2nd 5:10)	
Lead Changes	5		
Times Tied	0		
Time with Lead	06:19	31:52	

Points from		AUB	UGA
Turnovers		9	13
Paint		14	24
Second Chance		4	10
Fast Breaks		8	10
Bench		19	28

Period by Period Scoring		1st	2nd	3rd	4th	TOT
AUB		10	15	10	12	47
UGA		12	26	9	16	63

Game 30 | March 17, 2023 | Auburn, Ala.
Auburn vs. Tulane [WNIT First Round]

Game 31 | TBA | TBA
Auburn vs. TBA



2022-23 Auburn Women's Basketball Combined Team Statistics All games

Game Records

Record	Overall	Home	Away	Neutral
ALL GAMES	15-14	13-5	1-7	1-2
CONFERENCE	5-11	4-4	1-7	0-0
NON-CONFERENCE	10-3	9-1	0-0	1-2

Score by Periods

Team	1st	2nd	3rd	4th	OT	TOT
Auburn	429	483	552	466	7	1937
Opponents	451	488	486	497	6	1928

Team Box Score

No.	Player	Total			3-Point		F-Throw		Rebounds				Other									
		GP-GS	MIN	AVG	FG-FGA	FG%	3FG-3FGA	3FG%	FT-FTA	FT%	OFF	DEF	TOT	AVG	PF	DQ	A	TO	BLK	STL	PTS	AVG
5	COULIBALY, Aicha	23-22	721:44	31.4	139-337	.412	12-52	.231	84-126	.667	53	95	148	6.4	46	1	59	59	15	51	374	16.3
23	SCOTT-GRAYSON, Honesty	26-25	745:34	28.7	119-299	.398	42-116	.362	57-83	.687	16	78	94	3.6	71	2	58	59	13	57	337	13.0
10	SHAW, Sydney	29-23	673:38	23.2	81-229	.354	37-107	.346	14-17	.824	6	67	73	2.5	40	1	68	55	11	20	213	7.3
33	RICHARDSON, Kharyssa	26-25	544:01	20.9	71-166	.428	0-7	.000	37-49	.755	52	68	120	4.6	67	0	6	34	23	23	179	6.9
11	LEVY, Romi	23-14	474:10	20.6	59-130	.454	8-25	.320	29-42	.690	32	65	97	4.2	37	0	33	33	17	18	155	6.7
2	WELLS, Sania	29-8	549:59	19.0	65-174	.374	19-67	.284	44-60	.733	8	42	50	1.7	43	0	27	42	9	25	193	6.7
12	BOSTIC, Mar'shaun	29-2	436:26	15.0	51-120	.425	1-2	.500	42-66	.636	17	34	51	1.8	68	1	47	45	9	34	145	5.0
4	DUHON, Kaitlyn	28-6	388:23	13.9	44-113	.389	1-10	.100	20-30	.667	26	37	63	2.3	51	0	13	22	13	18	109	3.9
51	JOHNSON, Precious	25-3	352:46	14.1	36-63	.571	0-0	.000	20-35	.571	42	31	73	2.9	57	1	2	29	6	7	92	3.7
3	JOHNSON, Jakayla	28-17	453:56	16.2	27-86	.314	7-23	.304	11-15	.733	16	35	51	1.8	40	0	35	30	4	18	72	2.6
0	GRAVES, Amoura	3-0	40:36	13.5	2-6	.333	1-4	.250	0-0	.000	2	4	6	2.0	4	0	3	3	2	1	5	1.7
1	PRATCHER, Mya	27-0	285:06	10.6	9-42	.214	0-1	.000	18-27	.667	14	42	56	2.1	30	0	4	22	12	9	36	1.3
20	AKINBOLAWA, Oyindamola	13-0	108:59	8.4	7-14	.500	0-0	.000	2-8	.250	10	10	20	1.5	17	0	0	17	3	3	16	1.2
24	MCFADDEN, Carsen	15-0	49:43	3.3	4-16	.250	1-6	.167	2-3	.667	5	5	10	0.7	6	0	2	1	0	2	11	0.7
Team											49	60	109		14							
Total		29	5825		714-1795	.398	129-420	.307	380-561	.677	348	673	1021	35.2	577	6	357	465	137	286	1937	66.8
Opponents		29	5823		672-1651	.407	129-415	.311	455-649	.701	361	777	1138	39.2	542	14	330	561	87	210	1928	66.5

Team Statistics

	AUB	OPP
Scoring	1937	1928
Points per game	66.8	66.5
Scoring margin	+0.3	-
Field goals-att	714-1795	672-1651
Field goal pct	.398	.407
3 point fg-att	129-420	129-415
3-point FG pct	.307	.311
3-pt FG made per game	4.4	4.4
Free throws-att	380-561	455-649
Free throw pct	.677	.701
F-Throws made per game	13.1	15.7
Rebounds	1021	1138
Rebounds per game	35.2	39.2
Rebounding margin	-4.0	-
Assists	357	330
Assists per game	12.3	11.4
Turnovers	465	561
Turnovers per game	16.0	19.3
Turnover margin	+3.3	-
Assist/turnover ratio	0.8	0.6
Steals	286	210
Steals per game	9.9	7.2
Blocks	137	87
Blocks per game	4.7	3.0
Winning streak	0	-
Home win streak	2	-
Attendance	41113	48085
Home games-Avg/Game	18-2284	8-6011
Neutral site-Avg/Game	-	3-729

Team Results

Date	Opponent	Score	Att.
11/08/2022	Sam Houston	W 90-76	1913
11/10/2022	South Alabama	W 71-62	1955
11/16/2022	Georgia Tech	L 51-57	1932
11/20/2022	Alabama St.	W 88-49	2065
11/25/2022	vs Indiana	L 81-96	1093
11/26/2022	vs Colorado St.	W 74-73	1093
11/30/2022	Little Rock	W 70-48	1855
12/03/2022	UCF	W 86-46	1892
12/11/2022	Louisiana	W 81-41	2447
12/15/2022	N.C. A&T	W 79-63	1795
12/18/2022	Samford	W 91-37	2013
12/20/2022	North Florida	W 77-49	1984
12/29/2022	at Ole Miss	L 47-79	2369
01/01/2023	Missouri	L 56-62	2131
01/05/2023	at South Carolina	L 42-94	11552
01/08/2023	Alabama	L 57-88	3078
01/15/2023	at LSU	L 54-84	11475
01/19/2023	at Mississippi St.	L 58-72	5221
01/22/2023	Ole Miss	Wot 77-76	3093
01/26/2023	at Kentucky	W 71-68	3123
01/30/2023	Florida	W 66-55	2551
02/05/2023	Arkansas	L 51-54	2569
02/09/2023	South Carolina	L 48-83	2860
02/12/2023	at Alabama	L 46-69	2735
02/16/2023	Texas A&M	W 65-55	2293
02/19/2023	at Tennessee	L 76-83	9039
02/23/2023	at Georgia	L 59-70	2571
02/26/2023	Vanderbilt	W 78-76	2687
03/02/2023	vs Georgia	L 47-63	0



2022-23 Auburn Women's Basketball Combined Team Statistics In Conference games

Page 1/1
as of Feb 26, 2023

Game Records

Record	Overall	Home	Away	Neutral
ALL GAMES	5-11	4-4	1-7	0-0
CONFERENCE	5-11	4-4	1-7	0-0
NON-CONFERENCE	0-0	0-0	0-0	0-0

Score by Periods

Team	1st	2nd	3rd	4th	OT	TOT
Auburn	198	222	294	230	7	951
Opponents	286	288	309	279	6	1168

Team Box Score

No.	Player	Total			3-Point		F-Throw		Rebounds				Other									
		GP-GS	MIN	AVG	FG-FGA	FG%	3FG-3FGA	3FG%	FT-FTA	FT%	OFF	DEF	TOT	AVG	PF	DQ	A	TO	BLK	STL	PTS	AVG
5	COULIBALY, Aicha	13-12	427:05	32.9	83-203	.409	5-27	.185	39-69	.565	33	51	84	6.5	26	1	38	39	3	27	210	16.2
23	SCOTT-GRAYSON, Honesty	13-12	404:47	31.1	50-147	.340	15-54	.278	25-40	.625	9	35	44	3.4	36	1	29	29	5	31	140	10.8
2	WELLS, Sania	16-6	336:21	21.0	38-100	.380	9-36	.250	34-44	.773	2	22	24	1.5	28	0	9	22	2	12	119	7.4
33	RICHARDSON, Kharyssa	16-15	332:43	20.8	44-106	.415	0-4	.000	29-38	.763	34	35	69	4.3	43	0	4	17	15	11	117	7.3
10	SHAW, Sydney	16-12	342:03	21.4	33-115	.287	14-49	.286	7-9	.778	4	39	43	2.7	24	1	18	27	6	7	87	5.4
12	BOSTIC, Mar'shaun	16-0	259:51	16.2	30-76	.395	0-0	.000	26-42	.619	9	21	30	1.9	39	1	26	26	7	22	86	5.4
11	LEVY, Romi	13-8	256:06	19.7	24-66	.364	2-12	.167	16-25	.640	15	25	40	3.1	20	0	16	18	6	5	66	5.1
51	JOHNSON, Precious	14-3	179:18	12.8	18-28	.643	0-0	.000	9-17	.529	14	20	34	2.4	34	1	1	16	3	2	45	3.2
3	JOHNSON, Jakayla	16-12	278:11	17.4	12-48	.250	3-13	.231	4-6	.667	6	23	29	1.8	26	0	27	22	0	8	31	1.9
4	DUHON, Kaitlyn	15-0	158:36	10.6	10-36	.278	0-2	.000	7-12	.583	8	15	23	1.5	18	0	6	9	2	6	27	1.8
20	AKINBOLAWA, Oyindamola	11-0	101:44	9.2	7-14	.500	0-0	.000	2-8	.250	10	10	20	1.8	16	0	0	13	3	3	16	1.5
1	PRATCHER, Mya	15-0	134:36	9.0	1-17	.059	0-0	.000	5-8	.625	3	16	19	1.3	12	0	1	4	4	2	7	0.5
24	MCFADDEN, Carsen	7-0	13:40	2.0	0-1	.000	0-1	.000	0-0	.000	0	1	1	0.1	2	0	1	0	0	0	0	0.0
Team											25	33	58					9				
Total		16	3225		350-957	.366	48-198	.242	203-318	.638	172	346	518	32.4	324	5	176	251	56	136	951	59.4
Opponents		16	3225		416-924	.450	77-240	.321	259-364	.712	190	466	656	41.0	302	8	220	273	59	109	1168	73.0

Team Statistics

	AUB	OPP
Scoring	951	1168
Points per game	59.4	73.0
Scoring margin	-13.6	-
Field goals-att	350-957	416-924
Field goal pct	.366	.450
3 point fg-att	48-198	77-240
3-point FG pct	.242	.321
3-pt FG made per game	3.0	4.8
Free throws-att	203-318	259-364
Free throw pct	.638	.712
F-Throws made per game	12.7	16.2
Rebounds	518	656
Rebounds per game	32.4	41.0
Rebounding margin	-8.6	-
Assists	176	220
Assists per game	11.0	13.8
Turnovers	251	273
Turnovers per game	15.7	17.1
Turnover margin	+1.4	-
Assist/turnover ratio	0.7	0.8
Steals	136	109
Steals per game	8.5	6.8
Blocks	56	59
Blocks per game	3.5	3.7
Winning streak	1	-
Home win streak	2	-
Attendance	21262	48085
Home games-Avg/Game	8-2658	8-6011
Neutral site-Avg/Game	-	0-0

Team Results

Date	Opponent		Score	Att.
12/29/2022	at Ole Miss	L	47-79	2369
01/01/2023	Missouri	L	56-62	2131
01/05/2023	at South Carolina	L	42-94	11552
01/08/2023	Alabama	L	57-88	3078
01/15/2023	at LSU	L	54-84	11475
01/19/2023	at Mississippi St.	L	58-72	5221
01/22/2023	Ole Miss	Wot	77-76	3093
01/26/2023	at Kentucky	W	71-68	3123
01/30/2023	Florida	W	66-55	2551
02/05/2023	Arkansas	L	51-54	2569
02/09/2023	South Carolina	L	48-83	2860
02/12/2023	at Alabama	L	46-69	2735
02/16/2023	Texas A&M	W	65-55	2293
02/19/2023	at Tennessee	L	76-83	9039
02/23/2023	at Georgia	L	59-70	2571
02/26/2023	Vanderbilt	W	78-76	2687



Amoura Graves
Sophomore • G • 6-0
Ponchatoula, La.
Ponchatoula HS



Sania Wells
Senior • G • 5-7
Moss Point, Miss.
East Central HS



Jakayla Johnson
Junior • G • 5-9
Clinton, Miss.
Jones College



Kaitlyn Duhon
Freshman • G • 5-10
Houston, Texas
Summer Creek HS



Aicha Coulibaly
Junior • G • 6-0
Mali
IMG Academy (Fla.)



Sydney Shaw
Freshman • G • 5-9
Macungie, Pa.
Emmaus HS



Mar'Shaun Bostic
Sophomore • G • 5-8
St. Louis, Mo.
Vashon HS



Oyindamola Akinbolawa
Freshman • C • 6-5
Lagos, Nigeria




Audia Young
Freshman • G • 5-9
Tallahassee, Fla.
Florida State Univ. HS



Honesty Scott-Grayson
R-Senior • G • 5-9
Brick, N.J.
Baylor



Carsen McFadden
Junior • G • 5-7
Fairview, Texas
Lovejoy HS



Kharyssa Richardson
Freshman • F • 6-2
Douglasville, Ga.
New Manchester HS



Johnnie Harris
Head Coach (2nd year)
Pine Bluff, Ark.
Arkansas Baptist (1996)



Fred Williams
Associate Head Coach
Inglewood, Calif.
Boise State (1979)



Damitria Buchanan
Associate Head Coach
Houston, Texas
Texas A&M (2010)



Ketara Chapel
Assistant Coach
Temple, Texas
Mississippi State (2017)