



2022-23 AUBURN WOMEN'S BASKETBALL

AUBURN ATHLETICS COMMUNICATIONS: 392 SOUTH DONAHUE DRIVE || AUBURN, AL 36830 || AUBURNTIGERS.COM || @AUBURNWBB

2022-23 SCHEDULE/RESULTS 15-13, 5-11 SEC

DATE	OPPONENT	TIME/TV/RESULT
Nov. 3	TUSKEGEE (exh.)	W 81-59
Nov. 8	SAM HOUSTON	W 90-76
Nov. 10	SOUTH ALABAMA	W 71-62
Nov. 16	GEORGIA TECH	L 51-57
Nov. 20	ALABAMA STATE	W 88-49
Nov. 25	1-vs. #6/5 Indiana	L 81-96
Nov. 26	1-vs. Colorado State	W 74-73
Nov. 30	LITTLE ROCK	W 70-48
Dec. 3	UCF	W 86-46
Dec. 11	LOUISIANA-LAFAYETTE	W 81-41
Dec. 15	NORTH CAROLINA A&T	W 79-63
Dec. 18	SAMFORD	W 91-37
Dec. 20	NORTH FLORIDA	W 77-49
Dec. 29	*at Ole Miss	L 47-79
Jan. 1	*MISSOURI	L 56-62
Jan. 5	*at #1 South Carolina	L 42-94
Jan. 8	*ALABAMA	L 57-88
Jan. 15	*at #5 LSU	L 54-84
Jan. 19	*at Mississippi State	L 58-72
Jan. 22	*OLE MISS (OT)	W 77-76
Jan. 26	*at Kentucky	W 71-68
Jan. 30	*FLORIDA	W 66-55
Feb. 5	*ARKANSAS	L 51-54
Feb. 9	*#1 SOUTH CAROLINA	L 48-83
Feb. 12	*at Alabama	L 46-69
Feb. 16	*TEXAS A&M	W 65-55
Feb. 19	*at Tennessee	L 76-83
Feb. 23	*at Georgia	L 59-70
Feb. 26	*VANDERBILT	W 78-76
Mar. 2	2-vs. (7) Georgia	SECN 5 pm

All times Central. Home Games in **BOLD CAPS**.

* SEC Game

+ = SEC Network + / ESPN3.com

1-Las Vegas Invitational (Las Vegas, Nev.)

2-SEC Tournament (Greenville, S.C.)

AUBURN ATHLETICS COMMUNICATIONS

WES TODDAssistant Director/WBB Contact
..... wlt0006@auburn.edu
.....C: 334-750-5682

KIRK SAMPSON Associate AD
..... kirk@auburn.edu

Web AuburnTigers.com
Twitter @AuburnWBB
Facebook /AuburnWBB
Instagram @AuburnWBB
Office Phone (334) 844-9800



GAME 29

Georgia (20-10)

Thursday, March 2, 2023 • 5 p.m. CT
SEC Tournament - Second Round



Site Greenville, S.C.
Venue Bon Secours Wellness Arena (15,951)
TV SEC Network (Courtney Lyle, Carolyn Peck, Brooke Weisbrod)
Radio WQSI 93.9 FM (Brit Bowen, Larry DiChiara)
Live Audio AuburnTigers.com | Auburn Athletics app
Live Stats SECSports.com
Twitter @AuburnWBB
Series Record Georgia leads 34-20
in the SEC Tournament Auburn leads 3-2
Last Meeting Georgia 70, Auburn 59 (Feb. 23, 2023, in Athens)

GAMEDAY BREAKDOWN

(10) AUBURN TIGERS

Rankings AP: NR | Coaches: NR
2022-23 Record 15-13
SEC 5-11
Home 13-5
Away 1-7
Neutral 1-1
Streak W1
Head Coach Johnnie Harris
Record at AU (Yrs.) 25-31 (2nd)
Overall Record (Yrs.) Same
Record vs. Georgia 1-1
Last Game won vs. Vanderbilt, 78-76

(7) GEORGIA BULLDOGS

Rankings AP: NR | Coaches: NR
2022-23 Record 20-10
SEC 9-7
Home 13-3
Away 4-4
Neutral 3-2
Streak L1
Head Coach Katie Abrahamson-Henderson
Record at UGA (Yrs.) 20-10 (1st)
Overall Record (Yrs.) 392-167 (18th)
Record vs. Auburn 1-0
Last Game lost at #1 South Carolina, 73-63

STARTERS FROM AUBURN'S LAST GAME



SANIA WELLS

G • SR • 5-7
Moss Point, Miss.

PPG: 6.8
RPG: 1.8
APG: 0.9



JAKAYLA JOHNSON

G • JR • 5-9
Clinton, Miss.

PPG: 2.7
RPG: 1.9
APG: 1.2



AICHA COULIBALY

G/F • JR • 6-0
Mali

PPG: 16.4
RPG: 6.3
APG: 2.5



HONESTY SCOTT-GRAYSON

G • R-SR • 5-8
Brick, N.J.

PPG: 13.2
RPG: 3.6
APG: 2.2



KHARYSSA RICHARDSON

F • FR • 6-2
Douglasville, Ga.

PPG: 6.9
RPG: 4.7
APG: 0.2

OFF THE BENCH

No.	Pos.	Name	Ht.	Year	PPG	RPG	Hometown
0	G	Amoura Graves	6-0	So.	1.7	2.0	Ponchatoula, La.
1	G	Mya Pratcher	6-1	Fr.	1.4	2.2	Memphis, Tenn.
4	G	Kaitlyn Duhon	5-10	Fr.	4.0	2.3	Houston, Texas
10	G	Sydney Shaw	5-9	Fr.	7.2	2.5	Miami, Fla.
^11	G/F	Romi Levy	6-3	R-So.	6.7	4.2	Herzliya, Israel
12	G	Mar'Shaun Bostic	5-8	So.	5.1	1.8	St. Louis, Mo.
20	C	Oyindamola Akinbolawa	6-5	Fr.	1.3	1.7	Lagos, Nigeria
^21	G	Audia Young	5-7	Fr.	--	--	Tallahassee, Fla.
24	G	Carsen McFadden	5-7	So.	0.7	0.7	Fairview, Texas
51	C	Precious Johnson	6-5	Jr.	3.8	3.0	Baytown, Texas

^injured, out for season

Head Coach: Johnnie Harris (2nd season at Auburn)

Assistants: Fred Williams, Damitria Buchanan, Ketara Chapel

#WarEagle
#LGTW



AuburnTigers.com



@AuburnWBB | @AuburnTigers
@CoachJ_AU | @coachjharris



/AuburnWBB
/AuburnTigers

TEAM SCHEDULE AND MEDIA AVAILABILITY >> FEBRUARY 27-MARCH 5 (times Central unless noted otherwise)

MONDAY February 27	TUESDAY February 28	WEDNESDAY March 1	THURSDAY March 2	FRIDAY March 3	SATURDAY March 4	SUNDAY March 5
PRACTICE 1:30-5 pm Neville Arena	PRACTICE 1:30-4 pm Neville Arena TRAVEL to Greenville, S.C.	PRACTICE 1-3:30 pm ET Greenville, S.C. SHOOTAROUND 7:50-8:35 pm ET BSW Arena	GAME 6:00 ET Auburn vs. Georgia (SEC Network) Interviews postgame	GAME 6:00 ET Auburn vs. LSU (SEC Network) Interviews postgame	GAME 7:00 ET SEC Semifinal (ESPNU) Interviews postgame	GAME 3:00 ET SEC Championship (ESPN) Interviews postgame

AUBURN ATHLETICS COMMUNICATIONS SERVICES

QUICK FACTS

AUBURNTIGERS.COM

For updated game notes, statistics and all the latest information on Auburn basketball and gameday activities, go to AuburnTigers.com.

INTERVIEW POLICIES

--Practices are open to the public and media; however, media are strongly encouraged to notify Wes Todd if they are planning to attend.
--Coach Harris, assistant coaches and student-athletes are available for phone, virtual and in-person interviews by contacting Wes Todd in the athletic communications office.
--Following home games, interviews with Coach Harris and selected players will be conducted following a 10-minute cooling-off period. Visiting players and coaches should be requested through the opponent SID. **Interviews for 2022-23 will take place in Super Suite 2 on the second level of Neville Arena.**
--Interviews following road contests will be conducted by request of the home team; postgame interviews with Coach Harris can be heard on the Auburn Sports Network radio broadcast.

CREDENTIALS

Anyone wishing to cover Auburn women's basketball should contact Wes Todd in the communications office at least one day in advance. Game credentials will be held at media will call, **which will be at the north main entrance for the 2022-23 season.** There will be no season credentials. Parking passes are not needed.

GAME DAY SERVICES

--Printed flip cards will be available at each media seat. All other information (game notes, stats, etc.) will be available on AuburnTigers.com and StatBroadcast.com. Wireless internet (AU Open) is available in the Arena.
--Media may access the floor and media work room with their credentials. Water and soft drinks will be available in the media room throughout the game. Concession vouchers are available at media will call.

VIDEO SERVICES

FTP feeds of selected Auburn basketball highlights are available for the media. Highlights and postgame press conference video will be posted following each game to ImagenCloud; visit auburn.imagencloud.com to register.

COMMUNICATIONS STAFF

Wes Todd Women's Basketball contact
cell: 334-750-5682
email: wlt0006@auburn.edu
Kirk Sampson Associate AD
cell: 334-750-1385
email: sampska@auburn.edu

GENERAL INFORMATION

Location..... Auburn, Ala.
Founded1856
Enrollment..... 31,526
Nickname Tigers
Colors..... Burnt Orange and Navy Blue
Facility (Capacity) Neville Arena (9,121)
PresidentDr. Christopher Roberts
Director of Athletics John Cohen
WBB Administrator/SWA Djenane Paul
Faculty Representative Dr. Beverly Marshall

WOMEN'S BASKETBALL HISTORY

First Year of Women's Basketball1971
All-Time Record (Years)..... 977-549 (52nd)
All-Time SEC Record (since 1981)247-288
All-Time Home Record 466-143
at Neville Arena (since 2010)..... 119-74
NCAA Tournament Appearances21
Last NCAA App./Result.....2019 - First Round
SEC Regular-Season Championships 5
..... 1981, 1987, 1988, 1989, 2009
SEC Tournament Championships..... 4
..... 1981, 1987, 1990, 1997

COACHING & SUPPORT STAFF

Head Coach.....Johnnie Harris
Alma Mater, Year Arkansas Baptist, 1996
Overall Record25-31 / 2nd year
Auburn Record25-31 / 2nd year
Associate Head Coach (Year) Fred Williams (1st)
Associate Head Coach (Year) Damitria Buchanan (2nd)
Assistant Coach (Year) Ketara Chapel (2nd)
Strength & Conditioning Coach Jen Jones
Director of Basketball Operations Alex Stewart
Asst. Director of Operations Tra'Cee Tanner
Director of Recruiting Operations..... Connor Putnam
Director of Player Development..... Savannah Carter
Special Asst. to the Head Coach..... Reneisha Bolden
Athletic Trainer..... Faith Baxter
Graduate Assistant..... DeQuann "DQ" Gordon

GAMEDAY EXPERIENCE: NEVILLE ARENA

>> Neville Arena is in its 13th season as home of Auburn Basketball. The Tigers are 119-74 since moving to the Arena in 2010-11. The facility seats 9,121 for basketball and also hosts Auburn volleyball and gymnastics.



TEAM INFORMATION

2021-22 Record10-18
2021-22 SEC Record 2-14
SEC Finish..... 14th
Starters Returning/Lost3/2
Letterwinners Returning/Lost 8/6
Newcomers..... 7

AUBURN TIGERS SPEED CHART

Overall: 15-13 SEC: 5-11

Head Coach: Johnnie Harris (25-31, 2nd season)

PRONUNCIATION GUIDE

Oyindamola Akinbolawa - oh-WIN-dah-MO-lah
 a-KIN-bo-LAH-wah
 Aicha Coulibaly - ay-EE-sha coo-li-BALL-ee
 Amoura Graves - ah-MOOR-ah

Romi Levy - RO-mee LEV-ee
 Sania Wells - sa-NYE-uh

		Pts	Reb	Ast	Stl	Blk		
0	AMOURA GRAVES G/F • 6-0 • So. • Ponchatoula, La. • Ponchatoula HS	Season High	5	4	3	1	2	
		Career High	8	5	2	2	2	
		PPG	1.7	2.0	1.0	.333	.250	-
		22-23	1.7	2.0	1.0	.333	.250	-
							LAST GAME (vs VU): DNP • Career-high 8 pts, 4 reb at Vandy (1/30/22), 2-2 3FG • Played 26 gms in 21-22; 1.8 ppg, 1.8 rpg • Averaged 22.4 points as a HS senior	
1	MYA PRATCHER F • 6-1 • Fr. • Memphis, Tenn. • Bartlett HS	Season High	8	10	1	1	2	
		Career High	8	10	1	1	2	
		PPG	1.4	2.2	0.2	.214	.000	.667
		22-23	1.4	2.2	0.2	.214	.000	.667
							LAST GAME (vs VU): Played 3 minutes • Season-high 8 points on 8-10 FT vs. Samford (12/18) • Season-high 10 rebounds vs. Georgia Tech (11/16) • Averaged 7.6 pts, 5.2 reb, 1.8 stl, 1.5 ast as HS senior • #4 player in Tenn. class of '22 by Prep Girls Hoops	
2	SANIA WELLS G • 5-7 • Sr. • Moss Point, Miss. • East Central HS	Season High	16	8	6	3	3	
		Career High	20	8	7	3	3	
		PPG	6.8	1.8	0.9	.374	.288	.733
		22-23	6.8	1.8	0.9	.374	.288	.733
							LAST GAME (vs VU): 13 points, 1 rebound, 1 steal • Season-best 6 assists w/ 10 pts at UT in 5th start of '23 • 10-10 FT in 4Q to seal win vs. TAMU (2/16) • Season-high 16 pts on 6-8 FG, 4-4 FT at Kentucky • Led SEC in FT% (76-84, 90.5%) in 21-22; 6th NCAA	
3	JAKAYLA JOHNSON G • 5-9 • Jr. • Clinton, Miss. • Jones College	Season High	9	6	6	2	2	
		Career High	9	6	6	2	2	
		PPG	2.7	1.9	1.2	.318	.318	.733
		22-23	2.7	1.9	1.2	.318	.318	.733
							LAST GAME (vs VU): 2 assists, 1 steal • Matched career-high w/ 9 pts vs. ARK (2/5), all 2nd half • Career-high 6 assists in 28 minutes at Kentucky (1/26) • Enrolled at AU in spring '22 to rehab after knee injury • 2021 WBCA 2-Year College Coaches All-American	
4	KAITLYN DUHON G • 5-10 • Fr. • Houston, Texas • Summer Creek HS	Season High	17	8	1	3	3	
		Career High	17	8	1	3	3	
		PPG	4.0	2.3	0.5	.387	.100	.667
		22-23	4.0	2.3	0.5	.387	.100	.667
							LAST GAME (vs VU): 4 points, 2 rebounds, 1 assist • Scored 17 pts w/ 7 reb, 3 stl, 2 blk vs. S. Alabama (11/10) • Started first 6 games of season • Avg. 17 pts, 7 reb, 3 stl, 49% FG as HS senior • State runner-up in long jump (19-8.25)	
5	AICHA COULIBALY G/F • 6-0 • Jr. • Mali • IMG Academy (Fla.)	Season High	31	10	5	6	2	
		Career High	31	13	5	6	3	
		PPG	16.4	6.3	2.5	.416	.224	.661
		22-23	16.4	6.3	2.5	.416	.224	.661
							LAST GAME (vs VU): 14 pts, 4 rebounds, 4 ast, 2 stl • Preseason All-SEC 2nd Team • Career-hi 31 pts (12-20 FG) in OT win over Ole Miss • 9th career D-D vs. ALA (15 pts/10 reb); 4th in 22-23 • Missed last 3 non-con gms + ALA, LSU, SC gms w/ injury	
10	SYDNEY SHAW G • 5-9 • Fr. • Miami, Fla. • DME Academy	Season High	15	5	6	4	2	
		Career High	15	5	6	4	2	
		PPG	7.2	2.5	2.3	.349	.350	.824
		22-23	7.2	2.5	2.3	.349	.350	.824
							LAST GAME (vs VU): 8 points, 2 rebounds, 3 ast, 1 stl • Matched season-high with 15 pts vs. S. Carolina (2/9) • Leads Auburn with 2.5 assists/game • No. 43 overall in class of 2022 by ESPN HoopGurlz • Avg. 12.5 pts, 4.6 reb, 3.0 ast, 2.3 stl as HS senior	
11	ROMI LEVY F • 6-2 • R-So. • Herzliya, Israel • Hof Hasharon HS	Season High	18	13	5	5	3	
		Career High	18	13	7	6	3	
		PPG	6.7	4.2	1.4	.454	.320	.690
		22-23	6.7	4.2	1.4	.454	.320	.690
							LAST GAME (vs VU): DNP • Will miss rest of 2022-23 season (knee) • Career-hi 18 pts, 13 reb for 2nd D-D vs. Little Rock (11/30) • Missed 2021-22 season with torn ACL • First AU WBB player from Israel	
12	MAR'SHAUN BOSTIC G • 5-8 • So. • St. Louis, Mo. • Vashon HS	Season High	11	4	4	3	3	
		Career High	11	4	4	4	3	
		PPG	5.1	1.8	1.7	.425	.500	.629
		22-23	5.1	1.8	1.7	.425	.500	.629
							LAST GAME (vs VU): 5 points, 4 rebounds, 3 assists • Career-high 3 blocks, season-high 3 steals at MSU (1/19) • Career-high 11 pts (4-8 FG, 3-4 FT) vs. Ole Miss • Hit first career 3-pointer vs. Samford (12/18) • Speedy defender, can outrun almost anyone in transition	
20	OYINDAMOLA AKINBOLAWA C • 6-5 • Fr. • Lagos, Nigeria	Season High	6	7	-	1	2	
		Career High	6	7	-	1	2	
		PPG	1.3	1.7	0.0	.500	-	.250
		22-23	1.3	1.7	0.0	.500	-	.250
							LAST GAME (vs VU): 3 points, 4 rebounds • 6 points, 7 rebounds in 27 minutes vs. S. Carolina (2/9) • 2 points, 3 rebounds, 2 blocks in 11 minutes at LSU • First collegiate basket vs. Alabama (1/8) • Arrived in United States Dec. 14	
21	AUDIA YOUNG F • 5-9 • Fr. • Tallahassee, Fla. • Florida State Univ. HS	Season High	-	-	-	-	-	
		Career High	-	-	-	-	-	
		PPG	-	-	-	-	-	-
		22-23	-	-	-	-	-	-
							• Will miss 2022-23 season with torn achilles • Avg. 16.2 pts, 3.1 reb, 2.7 ast, 1.9 stl as HS senior • Daughter of AU All-American & SEC POY Carolyn Jones-Young (88-91); will wear her mom's retired #21	
23	HONESTY SCOTT-GRAYSON G • 5-8 • R-Sr. • Brick, N.J. • Baylor	Season High	31	6	6	5	1	
		Career High	31	14	6	5	4	
		PPG	13.2	3.6	2.2	.408	.381	.691
		22-23	13.2	3.6	2.2	.408	.381	.691
							LAST GAME (vs VU): 15 points, 3 reb, 6 ast, 5 stl, 1 blk • Career-high 6 ast, 5 stl, GW FTs on Senior Day vs. Vandy • SEC-best 23 points at UT; scored 1,000th Auburn point • Scored 1,000th career point (AU+BU) vs. Ole Miss • Career-high 31 pts vs. N.C. A&T (12/15)	
24	CARSEN McFADDEN G • 5-7 • Jr. • Lucas, Texas • Lovejoy HS	Season High	4	3	1	2	-	
		Career High	4	3	3	2	-	
		PPG	0.7	0.7	0.1	.250	.167	.667
		22-23	0.7	0.7	0.1	.250	.167	.667
							LAST GAME (vs VU): DNP • Career-high 4 points vs. ULL (12/3), Samford (12/18) • Hit 1st career 3-pointer vs. ASU (11/20) • Walked on in August 2020; awarded scholarship for '23 • Played in 8 games in 2021-22	
33	KHARYSSA RICHARDSON F • 6-2 • Fr. • Douglasville, Ga. • New Manchester HS	Season High	15	16	1	3	3	
		Career High	15	16	1	3	3	
		PPG	6.9	4.7	0.2	.434	.000	.745
		22-23	6.9	4.7	0.2	.434	.000	.745
							LAST GAME (vs VU): 10 points, 3 rebounds, 2 stl, 1 blk • Career-hi 15 pts, 16 reb, 3 blk for 1st career D-D vs. UF • SEC Freshman of the Week (1/31) • Returned 12/15 vs. NCAT; 8 pts, 6 reb in 23 mins. • Season-hi 9 rebs vs. Colo. St.; left game w/ injury in 4Q	
51	PRECIOUS JOHNSON C • 6-5 • Jr. • Baytown, Texas • Texas	Season High	13	7	1	2	1	
		Career High	18	10	1	3	3	
		PPG	3.8	3.0	0.0	.583	-	.571
		22-23	3.8	3.0	0.0	.583	-	.571
							LAST GAME (vs VU): 6 points, 3 rebounds, 1 block • 10 pts, season-high 7 rebs at Georgia (2/23) • Season-high 13 pts on 5-6 FG at LSU (1/15) • 1st career double-double; 18 pts, 10 reb at UK (2/27/22) • Enrolled at Auburn in Jan. 2022; transfer from Texas	

Inside the Matchup

Auburn vs. Georgia **20-34 (.371)**

In Auburn: 12-11
 --At Neville Arena: 3-4
 In Athens: 5-21
 Neutral Sites: 3-2
 SEC Tournament: 3-2
 Trend: Georgia has won 4 of the last 6 meetings

Feb. 7, 1975	L	76-93	Athens, Ga.
Feb. 16, 1980	L	71-79	Athens, Ga.
Feb. 21, 1981	W	74-58	Auburn
Feb. 26, 1982	L	65-66	Lexington, Ky.*
Feb. 14, 1983	W	58-54	Auburn
Feb. 15, 1984	L	68-84	Athens, Ga.
Mar. 3, 1984	L	72-102	Athens, Ga.*
Mar. 3, 1985	W	80-65	Oxford, Miss.*
Jan. 18, 1986	L	61-95	Auburn
Feb. 8, 1987	L	71-72	Athens, Ga.
Mar. 7, 1987	W	83-57	Albany, Ga.*
Feb. 10, 1988	W	89-70	Auburn
Mar. 24, 1988	W	68-65	Athens, Ga.@
Feb. 25, 1989	W	86-76	Athens, Ga.
Feb. 10, 1990	W	85-64	Auburn
Feb. 23, 1991	L	66-70	Athens, Ga.
Feb. 8, 1992	W	84-56	Auburn
Feb. 7, 1993	W	82-56	Athens, Ga.
Feb. 20, 1994	L	54-58	Auburn
Feb. 19, 1995	L	56-78	Athens, Ga.
Jan. 12, 1996	L	71-79	Auburn
Jan. 11, 1997	L	55-82	Athens, Ga.
Mar. 1, 1997	W	75-47	Chattanooga, Tenn.*
Jan. 17, 1998	L	70-73	Auburn
Jan. 17, 1999	L	78-96	Athens, Ga.
Jan. 23, 2000	L	68-54	Auburn
Jan. 20, 2001	L	60-77	Athens, Ga.
Jan. 17, 2002	L	49-60	Auburn
Feb. 9, 2003	L	67-78	Athens, Ga.
Jan. 15, 2004	W	72-54	Auburn
Jan. 16, 2005	L	56-71	Athens, Ga.
Feb. 26, 2006	L	61-74	Athens, Ga.
Feb. 18, 2007	L	55-62	Auburn
Jan. 13, 2008	W	82-52	Auburn
Feb. 24, 2008	L	56-68	Athens, Ga.
Jan. 29, 2009	L	58-67	Athens, Ga.
Feb. 22, 2009	W	65-59	Auburn
Jan. 31, 2010	W	67-53	Auburn
Feb. 24, 2011	W	63-58	Athens, Ga.
Jan. 8, 2012	L	45-70	Auburn
Feb. 7, 2013	L	58-61	Athens, Ga.
Feb. 23, 2014	W	67-59	Auburn
Jan. 11, 2015	L	52-57	Auburn
Feb. 22, 2015	W	44-26	Athens, Ga.
Jan. 28, 2016	L	30-63	Athens, Ga.
Feb. 12, 2017	L	51-57	Auburn
March 2, 2017	L	52-56	Greenville, S.C.*
Jan. 21, 2018	L	48-60	Athens, Ga.
Feb. 3, 2019	W	59-58 (OT)	Auburn
Jan. 19, 2020	L	50-61	Athens, Ga.
Jan. 3, 2021	L	44-76	Auburn
Feb. 11, 2021	L	54-74	Athens, Ga.
Feb. 20, 2022	W	65-60	Auburn
Feb. 23, 2023	L	59-70	Athens, Ga.

*SEC Tournament
 @ NCAA Tournament

Auburn Women's Basketball Quick Hitters

- This is the 55th meeting between Auburn and Georgia in women's basketball and the second in 8 days
- Georgia is 34-20 all-time against Auburn and won last Thursday in Athens 70-59
- Auburn is 3-2 against Georgia in the SEC Tournament
- Junior Aicha Coulibaly was named to the All-SEC Second Team
- The Tigers' 78-76 win over Vanderbilt on the final day of the regular season secured a winning record for the Tigers for the first time since 2018-19
- Auburn is one of two teams in the country (along with Tennessee) to have played the top 3 teams in the current coaches' poll: No. 1 South Carolina, No. 2 Indiana, No. 3 LSU
- Auburn defeated Texas A&M 65-55 on Feb. 16 for the first win over the Aggies in program history
- Senior Sania Wells scored Auburn's last 10 points of the Texas A&M win and was 10-of-10 at the free-throw line in the 4th quarter to seal the win
- Auburn's three-game SEC win streak earlier this season (Ole Miss, Kentucky, Florida) was its longest in league play since the 2016-17 season
- Aicha Coulibaly (11 pts/14 reb) and Kharyssa Richardson (15 pts/16 reb) both recorded double-doubles in the Tigers' win over Florida; it was the 8th in Coulibaly's career and first for Richardson
- Coulibaly has four double-doubles this season - 24 pts/10 reb vs. Sam Houston (11/8); 17 pts/12 reb vs. UCF (12/3); 14 pts/11 reb vs. Florida (1/30); 13 pts/10 reb at Alabama (2/12)
- Richardson was named SEC Freshman of the Week after her double-double against Florida; it was the first 15-point, 15-rebound game by an Auburn freshman since 1990
- The Tigers' win at Kentucky Jan. 26 snapped a 20-game skid in SEC road games that dated back to Feb. 27, 2020
- Aicha Coulibaly's 31 points in the win over Ole Miss (1/22) were the most by an Auburn player in an SEC game since 2017 (Katie Frerking, 32 at Texas A&M)
- The win over Ole Miss was Auburn's first overtime victory since Nov. 30, 2019, when Auburn defeated Dayton 74-72 in Estero, Fla., at the Gulf Coast Showcase
- Auburn's 77 points against Ole Miss were the most scored against the Rebels in the last two seasons
- Auburn's game at Mississippi State Jan. 19 was the first with both Honesty Scott-Grayson and Aicha Coulibaly in the lineup since Dec. 11 vs. Louisiana-Lafayette; Auburn has used 14 different starting lineups this season
- Honesty Scott-Grayson scored her 1,000th career point (Baylor + Auburn) in the win over Ole Miss on Jan. 22; she notched her 1,000th Auburn point in the game at Tennessee on Feb. 19
- Scott-Grayson scored a career-high 31 points in Auburn's win over North Carolina A&T (12/15); she also had 5 rebounds, 5 steals and 3 assists in the win
- Auburn tied a school record with 24 steals vs. Samford (12/18); the Tigers also forced 36 turnovers, the most since the 2016-17 season opener when Troy had 38

Moving On Up (Auburn Career Milestone Watch) . . .

- **Honesty Scott-Grayson** is 34th in Auburn history with 1,040 points (at Auburn); needs 66 to tie for 33rd (Samantha Williams, 1,106)
- **Honesty Scott-Grayson** has 1,114 career points (1,040 at Auburn + 74 at Baylor)
- **Honesty Scott-Grayson** is 12th in the SEC among active career leaders with 1,040 points (at Auburn)
- **Honesty Scott-Grayson** is 7th in the SEC among active career leaders with 140 steals
- **Honesty Scott-Grayson** is 10th in Auburn history in career scoring average (13.5 ppg)
- **Aicha Coulibaly** is 16th in the SEC among active career leaders with 957 points
- **Aicha Coulibaly** is 19th in the SEC among active career leaders with 419 rebounds
- **Aicha Coulibaly** is 9th in the SEC among active career leaders with 129 steals
- **Sania Wells** is 3rd in Auburn history in career free-throw percentage at 79.6% (148-176)

INDIVIDUAL CATEGORY LEADERS

Auburn	Georgia
Aicha Coulibaly - 16.4.....Points.....	Diamond Battles - 14.4
Aicha Coulibaly - 6.3.....Rebounds.....	Javyn Nicholson - 6.8
Aicha Coulibaly - 2.5.....Assists.....	Alisha Lewis - 3.9
Aicha Coulibaly - 2.2.....Steals.....	Alisha Lewis - 1.8
Kharyssa Richardson - 0.9.....Blocks.....	Malury Bates - 1.1
Aicha Coulibaly - 31.2.....Minutes Played.....	Diamond Battles - 34.6
Kharyssa Richardson - .434.....Field Goal Percentage.....	Brittney Smith - .510
Honesty Scott-Grayson - .381.....3-Point Percentage.....	Alisha Lewis - .346
Kharyssa Richardson - .745.....Free-Throw Percentage.....	Brittney Smith - .756

OPENING TIP

- » Auburn women's basketball begins postseason play at the 2023 SEC Tournament in Greenville, South Carolina. The Tigers, seeded 10th, will face No. 7-seed Georgia in the second round Thursday, March 2, at 6 p.m. ET/5 p.m. CT.
- » Auburn is 15-13 overall and finished 5-11 in SEC play with a 78-76 Senior Day victory over Vanderbilt Sunday.
- » Georgia is 20-10 overall and finished 9-7 in the SEC. The Bulldogs fell at No. 1 South Carolina Sunday in their regular-season finale.

ON THE AIR

- » Brit Bowen and Larry DiChiara will have the radio call on WQSI 93.9 FM beginning at 4:45 p.m. CT. The broadcast can also be heard on AuburnTigers.com and the Auburn Athletics app.
- » The game can be seen on SEC Network with Courtney Lyle, Carolyn Peck and Brooke Weisbrod on the call.

LAST TIME OUT

- » Honesty Scott-Grayson made a pair of tie-breaking free throws with 4.4 seconds remaining, then made a steal to secure Auburn's 78-76 victory over Vanderbilt on Senior Day Sunday at Neville Arena.
- » After Vanderbilt tied the score on Ciaja Harbison's jumper with 34 seconds left, Auburn held the ball until late in the shot clock, hoping to minimize the Commodores' chances for a last-second shot. Scott-Grayson misfired on a 3-point attempt as the shot clock expired, but Vanderbilt fouled her when the redshirt senior landed, sending Scott-Grayson to the line for three.
- » The victory secured the first regular-season winning record for Auburn (15-13, 5-11) since 2018-19. The Tigers were 13-5 at Neville Arena this season.
- » The Tigers beat the Commodores for the ninth time in their past 11 meetings despite not making a field goal in the game's final 6 minutes and 20 seconds. Auburn outscored Vandy 19-9 in fast-break points and 26-9 in bench points, including eight from Shaw, who enjoyed a perfect shooting day going 2-for-2 from the field including a 3-pointer and 3-for-3 from the free-throw line.

UP NEXT

- » With a win, Auburn would face 2nd-seeded LSU in the SEC Tournament quarterfinals Friday, March 3. Game time is 5 p.m. SEC in Greenville, S.C.
- » With a loss, Auburn would await a possible postseason bid.

AUBURN IN THE SEC TOURNAMENT

- » This is the 44th appearance in the SEC Tournament for Auburn. The Tigers are 39-41 all-time and own four SEC Tournament titles in 1981, 1987, 1990 and 1997.
- » This is coach Johnnie Harris' second appearance in the SEC Tournament as a head coach. She had been part of 11 previous SEC Tournaments as an assistant coach at Arkansas and Mississippi State. She helped lead MSU to the 2019 tournament title in Greenville, S.C.
- » Auburn is the No. 10 seed for the fifth time. The Tigers are 2-5 as the 10-seed.

AN AUBURN WIN WOULD...

- » Be their first in the SEC Tournament since the

2020 season.

- » Advance the Tigers to the quarterfinals for the first time since 2019.
- » Be the second win over Georgia in the last three meetings.

AUBURN-GEORGIA SERIES

- » This is the 55th meeting between Auburn and Georgia and the second in eight days. The Lady Bulldogs lead the series 34-20, but Auburn is 3-2 at neutral sites. Auburn's last win over Georgia came last season at home when the Tigers upset then-No. 20 Georgia 65-60.
- » Auburn and Georgia have met in the SEC Tournament five times with Auburn winning three. The last meeting came in Greenville in 2017 - six years to the day - when Georgia won 56-52 in an 8-9 matchup.

LAST MEETING: Feb. 23, 2023, at Athens Georgia 70, Auburn 59

- » Aicha Coulibaly scored 20 points and had a career-high seven assists, but Auburn was unable to overcome a big third quarter for Georgia in a 70-59 loss Thursday night at Stegeman Coliseum.
- » A single-digit game most of the way, Auburn kept it within striking distance but could never get the final push to retake the lead in the second half. Georgia took advantage of numerous free-throw opportunities throughout the game - but especially in the second half - to seal the win.
- » Coulibaly led the Tigers with her seventh 20+ point performance of the season; she also had six rebounds. Honesty Scott-Grayson added 16 points, knocking down three 3-pointers on the night, and Precious Johnson scored 10 off the bench and matched a season-high with a team-leading seven rebounds.
- » The stat sheet was nearly even - both teams made 23 field goals, 16 assists and 18 turnovers. Georgia was slightly better from the floor at 43 percent to Auburn's 40, and Auburn made four 3-pointers to Georgia's one. The Bulldogs pulled down 40 rebounds to Auburn's 27. But the biggest difference came at the free throw line, where Georgia was 23-for-28, and Auburn hit nine of 15 attempts. The Bulldogs were a perfect 17-for-17 at the line in the second half.

SCOUTING THE LADY BULLDOGS

- » Georgia is 20-10 overall and finished 9-7 in SEC play. The Lady Bulldogs dropped their regular season finale at No. 1 South Carolina Sunday.
- » The Lady Bulldogs average 67.3 points per game and hold opponents to 57.9. Georgia leads the league in steals with 10.5/game.
- » Diamond Battles leads UGA with 14.4 points per game, and Alisha Lewis is the SEC's leader in assist/turnover ratio at 2.6.

SCOUTING AUBURN

- » Auburn is 15-13 overall, and finished 5-11 in SEC play. The Tigers secured a winning record with a 78-76 win over Vanderbilt Sunday in the final game of the regular season.
- » Junior Aicha Coulibaly, an All-SEC Second Team selection, leads Auburn in scoring (16.4 ppg), rebounding (6.3 rpg), assists (2.5 apg) and steals (2.2 spg); she is 6th in the SEC in scoring and 3rd in steals. She has four double-doubles this season, her last coming at Alabama (13 points, 10 rebounds). In Auburn's five SEC wins, Coulibaly is

SEC STANDINGS & SCHEDULE

	<i>(regular season final)</i>					
	SEC Games			All Games		
	W	L	Pct.	W	L	Pct.
^South Carolina	16	0	1.000	29	0	1.000
LSU	15	1	.938	27	1	.964
Tennessee	13	3	.810	21	10	.680
Ole Miss	11	5	.688	22	7	.759
Mississippi St.	9	7	.563	20	9	.690
Alabama	9	7	.563	20	9	.690
Georgia	9	7	.563	20	10	.667
Arkansas	7	9	.438	20	11	.645
Missouri	6	10	.375	17	12	.586
AUBURN	5	11	.312	15	13	.536
Florida	5	11	.312	16	13	.552
Vanderbilt	3	13	.188	12	18	.400
Texas A&M	3	13	.125	7	19	.269
Kentucky	2	14	.125	10	18	.357

^SEC Regular-Season Champions

Sunday, Feb. 26

- *Ole Miss 57, Alabama 55
- *Arkansas 78, Texas A&M 5
- *Auburn 78, Vanderbilt 76
- *Tennessee 83, Kentucky 63
- *LSU 74, Mississippi State 59
- *Florida 61, Missouri 52
- *South Carolina 73, Georgia 63

SEC TOURNAMENT**Wednesday, March 1**

- 10 am - (12) Vanderbilt vs (13) Texas A&M (SECN)
- 12:30 pm - (11) Florida vs (14) Kentucky (SECN)



Thursday, March 2

- 11 am - (8) Arkansas vs (9) Missouri (SECN)
- 1:30 pm - (5) Miss. State vs. 12/13 winner (SECN)
- 5 pm - (7) Georgia vs (10) Auburn (SECN)
- 7:30 pm - (6) Alabama vs 11/14 winner (SECN)

Friday, March 3

- 11 am - (1) South Carolina vs. Game 3 winner (SECN)
- 1:30 pm - (4) Ole Miss vs. Game 4 winner (SECN)
- 5 pm - (2) LSU vs. Game 5 winner (SECN)
- 7:30 pm - (3) Tennessee vs. Game 6 winner (SECN)

Inside the Numbers

CATEGORY		
	AUBURN	GEORGIA
Points Per Game	67.5	67.3
Scoring Margin	+0.9	+9.3
Field Goal %	40.0%	43.8%
Opp. Field Goal %	40.6%	38.1%
3 pt Field Goal %	31.2%	28.7%
Opp. 3FC %	30.5%	30.9%
Rebounds	35.5	36.3
Opp. Rebounds	39.3	32.5
Rebound Margin	-3.8	+3.8
Turnovers	16.0	16.4
Opp. Turnovers	19.4	20.4
Steals	9.9	10.5
Opp. Steals	7.2	7.6
Blocks	4.8	3.1
Opp. Blocks	2.9	2.4

Associated Press Top 25

(Week 17: Feb. 27)

Rk	Team	Record	Prev
1	South Carolina (28)	28-0	1
2	Indiana	26-2	2
3	Utah	25-3	8
4	LSU	27-1	5
5	Maryland	24-5	7
6	Stanford	27-4	3
7	Iowa	23-6	6
8	Virginia Tech	24-4	7
9	Connecticut	25-5	4
10	Notre Dame	24-4	10
11	Villanova	25-5	15
12	Texas	22-7	19
13	Duke	24-5	11
14	Ohio State	23-6	16
15	Gonzaga	27-3	18
16	Oklahoma	22-5	13
17	Michigan	21-8	12
18	North Carolina	20-9	22
19	UCLA	22-8	17
20	Colorado	22-7	21
21	Arizona	21-8	14
22	UNLV	27-2	24
23	Iowa State	18-8	20
24	Middle Tennessee	23-4	25
25	South Florida	25-5	NR

Also receiving votes: Creighton, Tennessee, Florida State, Oklahoma State, Florida Gulf Coast, Ole Miss, USC, South Dakota State, Louisville, Toledo, Illinois, NC State.

USA TODAY Coaches' Top 25

(Week 17: Feb. 28)

Rk	Team	Record	Prev
1	South Carolina (32)	29-0	1
2	Indiana	26-2	2
3	LSU	27-1	4
4	Utah	25-3	7
5	Stanford	27-4	3
6	Maryland	24-5	8
7	Iowa	23-6	6
8	Virginia Tech	24-4	9
9	Connecticut	26-5	5
10	Notre Dame	24-4	10
11	Villanova	26-5	15
12	Duke	24-5	12
13	Oklahoma	22-5	11
14	Ohio State	23-6	13
15	Gonzaga	27-3	18
16	UCLA	22-8	16
17	Texas	22-8	20
18	Michigan	21-8	17
19	North Carolina	20-9	21
20	Arizona	21-8	14
21	Colorado	22-7	22
22	South Florida	25-5	23
23	Iowa State	18-8	19
24	Florida Gulf Coast	28-3	24
25	UNLV	27-2	25

Also receiving votes: Middle Tennessee, NC State, USC, Tennessee, Baylor, Ole Miss, South Dakota State, Florida State, Louisville, UMass, Oregon.

averaging 19.4 points, 6.8 rebounds, 3.6 assists and 2.6 steals. Coulibaly has missed three SEC games with injuries.

» Honesty Scott-Grayson averages 13.2 points to rank second on the team and 19th in the SEC. She led Auburn in scoring in seven of the last eight games in non-conference play, topping the 20-point mark four times including a career-high 31 against North Carolina A&T. She is also the Tigers' top 3-point shooter, hitting 38.1% from long range (40-105). She missed the first three games of SEC play with minor injuries but returned to the bench vs. Alabama and to the starting lineup at LSU. Her best game in SEC play came at Tennessee with a 23-point performance, and she hit the game-winning free throws to secure a win over Vanderbilt on her Senior Day.

» Sophomore Mar'Shaun Bostic has been a defensive spark off the bench, averaging 1.4 steals in SEC play. She scored a career-high 11 points in the win over Ole Miss.

» Senior Sania Wells has had six big games in SEC play, scoring a season-high 16 points in the win at Kentucky along with 13 against South Carolina, Alabama and Texas A&M. She was the SEC's leading free-throw shooter last year at 90.5% (76-84) and is currently 3rd all-time at Auburn in career free-throw percentage (79.6%). She averages 7.4 points - mostly off the bench - and is Auburn's third-leading scorer in SEC play.

» Freshman guard Sydney Shaw scored a career-high 15 points and matched a season-best with 6 assists in the win over Louisiana-Lafayette, and she scored at least 14 points in 3 of the last 4 non-conference games. She matched that career-high with 15 points against South Carolina on Feb. 9. Shaw is Auburn's third-leading scorer for the season with 7.2 points/game.

» Auburn's newcomers have all made an immediate impact with three freshmen - Kaitlyn Duhon, Shaw and Kharyssa Richardson - starting each of the first six games. Duhon scored 17 points in the win over South Alabama. Richardson had a career night with 15 points and 16 rebounds in a win over Florida. Junior college transfer Jakayla Johnson has earned 16 starts, scoring 8+ points in four of those and posting a career-high 6 assists at Kentucky.

SCORING IN BUNCHES

» Auburn has scored at least 70 points in 15 games, topped the 80-point mark six times and scored 90-plus twice. The Tigers are 13-2 when scoring 70+ this season and 20-3 under Johnnie Harris.

» Auburn scored a season-high in a 91-37 win over Samford; it tied the highest scoring output of the Harris era (also scored 91 points against Charleston Southern in 2021-22). The Tigers' 54-point margin of victory that day was their largest since a 65-point win over Sam Houston State (119-54) in 2008.

» Auburn's 77 points in an overtime win over Ole Miss Jan. 22 were the most allowed by the Rebels in the last two seasons.

» With 32 points in the third quarter vs. North Carolina A&T, and 31 in the second period against Samford, Auburn had its first two 30-point quarters since the 2019-20 season.

AUBURN HONOR ROLL

» **Aicha Coulibaly** - All-SEC Second Team,

Preseason All-SEC Second Team

» **Sydney Shaw** - SEC Freshman of the Week (12/28)

» **Kharyssa Richardson** - SEC Freshman of the Week (1/31)

» **Honesty Scott-Grayson** - SEC Community Service Team

5 + 23 = 31 (THIS MAKES SENSE, WE PROMISE)

» Auburn has had two players score 31 points in a game this year. Honesty Scott-Grayson (#23) scored a career-high 31 in a win over North Carolina A&T on Dec. 15, then Aicha Coulibaly (#5) equaled that 31-point performance with her own career-high in a thrilling overtime victory over Ole Miss on Jan. 22.

» It's the first time Auburn has had two 30-point games in the same season since Katie Frerking did it twice during the 2016-17 season, scoring 30 points at Louisiana Tech and 32 at Texas A&M.

LAST 10 AUBURN 30-POINT GAMES

Date	Player	Opponent	Points
1/22/23	Aicha Coulibaly	Ole Miss	31
12/15/22	Honesty Scott-Grayson	N.C. A&T	31
2/7/21	Honesty Scott-Grayson	Missouri	30
12/7/19	Unique Thompson	at TCU	31
2/5/17	Katie Frerking	at Texas A&M	32
12/14/16	Katie Frerking	at LA Tech	30
3/1/15	Brandy Montgomery	Alabama	30
11/17/14	Tra'Ce Tanner	Grambling	31
3/3/13	Blanche Alverson	Miss. State	32
3/6/09	DeWanna Bonner	vs Ole Miss	32

SEEING DOUBLE

» Junior Aicha Coulibaly recorded the Tigers' first double-double of the season with 24 points and 10 rebounds in the season-opener vs. Sam Houston. It was the sixth of Coulibaly's career.

» Redshirt sophomore Romi Levy made the most of her second appearance of the season, scoring a career-high 16 points along with 11 rebounds in Auburn's win over Alabama State on Nov. 20 for the first double-double of her career.

» Levy picked up her second double-double of the season and of her career with 18 points and 13 rebounds - both career-highs - in Auburn's win over Little Rock Nov. 30.

» Coulibaly grabbed her second double-double of the year and seventh of her career with 17 points and 12 rebounds in the Tigers' win over UCF Dec. 3.

» Coulibaly and Kharyssa Richardson both had double-doubles in the win over Florida on Jan. 30. Richardson recorded career-highs with 15 points and 16 rebounds, and Coulibaly earned her third double-double of the season with 14 points and 11 rebounds.

» Coulibaly added a fourth double-double with 13 points and 10 rebounds at Alabama on Feb. 12.

33=15+16 (MORE BAD MATH)

» With 15 points and 16 rebounds in the win over Florida, Kharyssa Richardson provided Auburn's first 15-15 game since Unique Thompson did it nine times in her record-breaking career from 2017-21.

» Richardson became the 16th Auburn player in history to record a 15-15 game. She's also the first freshman to accomplish the feat since Lauretta Freeman had 16 points and 20 rebounds vs. Tuskegee on Jan. 27, 1990.

» Richardson is just the sixth different Auburn

player to record a 15-point, 15-rebound game in SEC play in the last 30 years:

LAST TEN 15-PT/15-REB GAMES IN SEC PLAY

Date	Player	Opponent	Pts/Reb
1/30/23	Kharyssa Richardson	Florida	15/16
2/25/21	Unique Thompson	Arkansas	22/18
1/31/21	Unique Thompson	Arkansas	18/19
2/4/07	DeWanna Bonner	Miss. State	19/15
1/18/07	DeWanna Bonner	Florida	21/15
1/22/04	Le'Coe Willingham	Alabama	17/17
1/27/96	Monique Morehouse	LSU	15/18
2/4/95	Monique Morehouse	LSU	17/20
2/21/93	Lauretta Freeman	Alabama	30/21
2/14/93	Lauretta Freeman	Florida	24/20

CUTTING IT CLOSE...

» Auburn has won two one-point games in 2022-23, the first time for that to happen in the same season since the 2018-19 season. The Tigers defeated Ole Miss 77-76 in OT at home on Jan. 22. They also defeated Colorado State 74-73 in Las Vegas Nov. 26.

» Auburn is 5-2 in its last seven one-point games:

Date	Opponent	Location	Result
1/22/23	Ole Miss	Auburn (OT)	W 77-76
11/26/22	vs. Colorado St.	Las Vegas	W 74-73
3/1/20	Tennessee	Auburn	L 55-56
12/1/19	vs. Drake	Estero, Fla.	L 82-83
3/7/19	vs. Alabama	Greenville	W 53-52
2/3/19	Georgia	Auburn (OT)	W 59-58
11/23/16	vs. Marist	Savannah	W 52-51

DEFENSE CREATING OFFENSE

» Auburn forced Sam Houston into 33 turnovers in the season opener Nov. 8, turning those into 31 points. The 33 turnovers were the most by an Auburn opponent since the 2017-18 season when ULM had 35.

» It was another turnover feast against Samford when the Tigers forced 36, the most since the 2016 season-opener when Troy had 38. Auburn turned those 36 turnovers into a season-high 50 points.

» Auburn's best night in SEC play came at Kentucky when the Tigers turned 20 UK turnovers into 32 points. The Tigers also forced Texas A&M into 29 turnovers, converting those into 24 points. The 29 turnovers forced against A&M tie for the second-most ever by an Auburn opponent in an SEC game.

» Auburn is 32-0 all-time when forcing 30 or more turnovers in a game.

» The Tigers have forced 20 or more turnovers in 12 games this year; Auburn is 10-2 in those games.

TURNOVERS FORCED - ALL-TIME TOP 10

Date	Opponent	Turnovers	Result
12/17/00	Puerto Rico-Mayaguez	45	W 106-25
2/14/95	Lynn	40	W 107-25
12/29/03	Alabama A&M	39	W 95-28
12/5/01	Tennessee State	39	W 96-46
11/11/16	Troy	38	W 61-52
12/22/11	Central Connecticut St.	37	W 49-40
11/14/08	at Alabama A&M	37	W 91-53
12/18/22	Samford	36	W 91-37
11/29/17	ULM	35	W 67-41
12/16/15	Winthrop	35	W 76-33

TURNOVERS FORCED VS. SEC - ALL-TIME TOP 10

Date	Opponent	Turnovers	Result
3/3/13	Mississippi State	31	W 74-65
2/16/23	Texas A&M	29	W 65-55

1/2/20	at Vanderbilt	29	L 55-77
2/23/17	LSU	29	W 54-49
2/4/16	Vanderbilt	29	W 53-45
2/23/12	Alabama	29	W 81-40
1/9/00	South Carolina	29	W 73-50
1/9/93	Arkansas	29	W 68-49
2/3/19	Georgia	28	W 59-58
2/11/21	at Georgia	28	L 54-74

WORKING OVERTIME

» Auburn is 23-22 all-time in overtime games. The Tigers' last OT game was a 77-76 home win over Ole Miss on Jan. 22, 2023.

LAST 10 OVERTIME GAMES

Date	Opponent	Location	Result
1/22/23	Ole Miss	Auburn	W 77-76
1/6/22	at Missouri	Columbia	L 63-72
2/20/20	Mississippi State	Auburn	L 85-92
11/30/19	Dayton	Estero, Fla.	W 76-74
2/3/19	Georgia	Auburn	W 59-58
12/20/18	North Carolina	Myrtle Beach	W 86-81
2/20/17	Alabama	Auburn	L 61-63
12/18/16	Virginia Tech	Auburn	L 87-92
1/24/16	Arkansas	Auburn	W 71-60
12/13/15	at Marquette	Milwaukee	L 69-70

ON THIS DATE

» Auburn is 5-5 all-time on March 2. The Tigers' last game on this date was a 75-68 loss to Alabama in the SEC Tournament last year.

TIGERS IN THE PROS

» DeWanna Bonner, a 2009 Auburn graduate, completed her 13th season in the WNBA in 2022, her third with the Connecticut Sun. A four-time WNBA All-Star, Bonner helped lead the Sun to the WNBA finals, where they fell to the Las Vegas Aces. She is currently playing for CBK Mersin Yanisehir in Turkey.

» Former Tiger Charlene Thomas-Swinson, who played at Auburn from 1984-87, was an assistant coach for the Las Vegas Aces, who won the 2022 WNBA title. Joining her in the WNBA coaching ranks is former All-SEC performer Le'Coe Willingham, who completed her second season as an assistant for the Dallas Wings.

» Unique Thompson, a 2021 graduate, averaged 29.7 points and 15.1 rebounds for the Albury-Wodonga Bandits of Australia's NBL1 over the summer. She is currently playing for Nadezhda Orenburg in Russia. Thompson was the No. 19 pick in the 2021 WNBA Draft by the Indiana Fever, and she signed a training camp contract with the Dallas Wings in 2022, but has not played in a WNBA regular-season game.

ROLLING WITH COACH D

» With three players and head coach Johnnie Harris unavailable for the Tigers' game Nov. 10 vs. South Alabama due to illness, associate head coach Damitria Buchanan assumed the role of acting head coach. She also was called upon to fill in as Harris was ill again Nov. 30 as the Tigers played Little Rock. With the two wins, she remains undefeated as a head coach - her 7th grade team at A&M Consolidated Middle School in College Station, Texas, won every game they played during the 2010-11 season, right after she graduated from Texas A&M.

» Buchanan was selected to participate in the inaugural WBCA Next Generation Institute, a high-

Auburn in the SEC & NCAA Stats

(Thru games of 2/27/23)

Category	Value	SEC	NCAA
Scoring Offense	67.5	9th	139th
Scoring Defense	66.6	11th	243rd
Scoring Margin	+0.9	10th	175th
Free Throw Pct.	.675	10th	273rd
Field Goal Pct.	.400	11th	203rd
Field Goal Pct. Def.	.406	12th	195th
3-pt FG Pct.	.312	8th	168th
3-pt FG Pct. Def.	.305	7th	145th
Rebounds	35.5	10th	224th
Rebound Margin	-3.8	13th	279th
Blocks	4.8	5th	22nd
Assists	12.3	12th	213th
Steals	9.9	2nd	33rd
Turnover Margin	+3.4	3rd	52nd
Turnovers Forced	19.4	3rd	36th
Assist/Turnover	0.8	13th	211th

INDIVIDUALS (All Games)

Player	Value	SEC	NCAA
Scoring			
Aicha Coulibaly	16.4	6th	96th
Honesty Scott-Grayson	13.2	19th	--

Rebounds

Aicha Coulibaly	6.3	15th	--
-----------------	-----	------	----

Field Goal Pct.

Aicha Coulibaly	.416	11th	204th
-----------------	------	------	-------

Free Throw Percentage

Aicha Coulibaly	.661	14th	--
-----------------	------	------	----

Steals

Aicha Coulibaly	2.2	3rd	73rd
Honesty Scott-Grayson	2.1	5th	82nd

Three-Pointers Made

Honesty Scott-Grayson	1.6	15th	--
-----------------------	-----	------	----

Offensive Rebounds

Aicha Coulibaly	2.3	13th	--
Kharyssa Richardson	2.1	15th	--

NCAA NET Report (AU & Opponents)

(as of 2/28/23)

Rk	Team	Record	AU Result
1	South Carolina	29-0	L/L
2	LSU	27-1	L
4	Indiana	26-2	L
15	Tennessee	21-10	L
24	Ole Miss	22-7	L/W
28	Alabama	20-9	L/L
33	Mississippi State	20-9	L
34	Georgia	20-10	L
50	Arkansas	20-11	L
56	Missouri	17-12	L
74	Georgia Tech	13-16	L
79	Florida	16-13	W
84	AUBURN	15-13	
86	Colorado State	16-10	W
89	Kentucky	10-18	W
100	Vanderbilt	12-18	W
121	Texas A&M	7-19	W
154	UCF	13-13	W
181	Louisiana-Lafayette	13-14	W
200	Little Rock	20-9	W
211	Sam Houston	10-14	W
222	North Carolina A&T	14-10	W
254	Samford	10-16	W
298	Alabama State	14-12	W
334	South Alabama	6-22	W
341	North Florida	5-19	W

Auburn Career Free-Throw Pct. (min 150 att.)

No.	Player	Years	Pct. (FT-FTA)
1.	Carolyn Jones	1988-91	.810 (438-541)
2.	Kristen Mulligan	1992-96	.7958 (191-240)
3.	Sania Wells	2019-pres.	.7957 (148-186)
4.	DeWanna Bonner	2005-09	.795 (600-777)
5.	Laticia Morris	1995-97	.787 (233-296)
6.	Whitney Boddie	2005-09	.777 (219-282)
7.	Linda Godby	1986-90	.774 (185-239)
8.	Janiah McKay	2015-19	.768 (443-577)
9.	Brenda Hill	1982-83	.76752 (208-271)
10.	Helene Baroody	1983-87	.76732 (155-202)

Auburn Career 3-Point FG Pct. (min 100 att.)

No.	Player	Years	Pct. (FT-FTA)
1.	Carolyn Jones	1988-91	.415 (103-248)
2.	Kristen Mulligan	1992-96	.403 (149-370)
3.	Suzette Sargeant	1990-92	.388 (57-147)
4.	Lynn Stevenson	1986-91	.376 (83-221)
5.	LaRita Spencer	1999-2001	.364 (59-162)
6.	Louise Ermeagi	2002-05	.359 (184-520)
7.	Tiffany Krantz	1996-2000	.354 (184-520)
8.	Blanche Alverson	2009-13	.345 (213-618)
9.	Alli Smalley	2007-11	.344 (219-637)
10.	Joanna Clayden	2005-07	.337 (62-184)
--	Honesty Scott-Grayson	2020-pres.	.321 (81-252)

Auburn Career Scoring Average

No.	Player	Years	FG%
1.	Marianne Merritt	1975-79	20.4
2.	Carolyn Jones	1988-91	18.3
3.	Becky Jackson	1980-84	17.8
4.	DeWanna Bonner	2005-09	17.2
5.	Vickie Orr	1985-89	15.5
6.	Conswella Sparrow	1997-2000	14.5
7.	Unique Thompson	2017-21	14.1
8.	Natasha Brackett	2001-05	14.0
9.	C.C. Hayden	1989-92	13.6
10.	Honesty Scott-Grayson	2020-pres.	13.5

level education program for experienced assistant coaches who aspire to become head coaches at the collegiate level. The institute will coincide with the 2023 WBCA Convention at the Women's Final Four March 31-April 2 in Dallas.

STARTING ON DAY ONE

» Three true freshmen were in the starting lineup on opening night against Sam Houston. It is believed to be the first time for three true freshmen to start their first game as an Auburn Tiger.

» Kaitlyn Duhon, Kharyssa Richardson and Sydney Shaw were in the starting lineup for their first game on the Plains. With 16 minutes off the bench for freshman Mya Pratcher, freshmen combined for 31 points in the season-opening win over Sam Houston. True freshmen starting opening night since 2005:

Year	Freshman Starter	Opponent	Stats
2022	Kaitlyn Duhon	Sam Houston	9 pts, 8 reb
2022	Kharyssa Richardson	Sam Houston	5 pts, 7 reb
2022	Sydney Shaw	Sam Houston	12 pts, 3 ast
2020	Aicha Coulibaly	USC Upstate	4 pts, 6 reb
2019	Annie Hughes	Wofford	10 pts, 4 ast
2017	Unique Thompson	@Va. Tech	9 pts, 16 reb
2013	Katie Frerking	Ga. Southern	8 pts, 3 reb
2011	Hasina Muhammad	@Mercer	12 pts, 2 reb
2008	Morgan Jennings	@Ala. A&M	4 pts, 4 reb
2005	Sherell Hobbs	UT Pan-Am.	6 pts, 5 reb
2005	DeWanna Bonner	UT Pan-Am.	19 pts, 4 reb

WELCOME TO THE FAMILY

» Auburn signed two highly-rated post players in the early signing period in November. The Tigers will welcome Timya Thurman (6-4, Linden, Ala.) and Savannah Scott (6-5, Conway, Ark.) to the Plains for the 2023-24 school year.

IT DIDN'T COUNT, BUT...

» The Tigers earned an 81-59 win over Tuskegee in an exhibition game at Neville Arena on Nov. 3. Honesty Scott-Grayson led three players in double figures with 17 points; Aicha Coulibaly had a double-double with 16 points and 12 rebounds.

THIS, THAT AND THE OTHER

» Redshirt senior Honesty Scott-Grayson graduated from Auburn in December 2022. She is the Tigers' lone player to wear the SEC Graduate patch this season.

» Scott-Grayson is also part of the SEC Women's Basketball Leadership Council.

» Auburn women's basketball was featured on the Feb. 6 episode of "SEC Inside," whose film crew was in town to document the Tigers' preparation for the Jan. 22 game against Ole Miss.

Auburn Career Scoring

No.	Player	Years	Points
1.	DeWanna Bonner	2005-09	2,162
2.	Becky Jackson	1980-84	2,068
3.	Vickie Orr	1985-89	2,035
4.	Marianne Merritt	1975-79	1,979
5.	Carolyn Jones	1988-91	1,831
6.	Natasha Brackett	2001-05	1,716
7.	Janiah McKay	2015-19	1,647
8.	Brandy Montgomery	2013-17	1,644
9.	Mae Ola Bolton	1984-88	1,616
10.	Alli Smalley	2007-11	1,601
11.	Angie Hannah	1978-82	1,583
12.	Unique Thompson	2017-21	1,540
13.	Tyrese Tanner	2010-14	1,515
14.	Le'Coie Willingham	1999-03	1,475
15.	Lori Monroe	1979-83	1,415
16.	Tasha Hamilton	1997-01	1,402
17.	Sherell Hobbs	2005-09	1,372
18.	Linda Godby	1986-90	1,365
19.	Tra'Ce'e Tanner	2012-16	1,327
20.	Debra Larkin	1981-85	1,310
21.	C.C. Hayden	1989-92	1,306
22.	Katie Frerking	2013-17	1,271
23.	Conswella Sparrow	1997-00	1,249
24.	Blanche Alverson	2009-13	1,244
25.	Brenda Hill	1981-85	1,222
26.	Daisa Alexander	2016-20	1,215
27.	Monique Morehouse	1992-96	1,191
28.	Lauretta Freeman	1989-93	1,188
29.	Hasina Muhammad	2001-15	1,184
	Sharon Stewart	1984-88	1,184
31.	Ruthie Bolton	1985-89	1,176
32.	Tiffany Krantz	1996-2000	1,136
33.	Samantha Williams	1992-96	1,106
34.	Honesty Scott-Grayson	2020-pres.	1,040
35.	KeKe Carrier	2005-10	1,017
36.	Helene Baroody	1983-87	1,011
--	Aicha Coulibaly	2020-pres.	957

Auburn SEC Tournament History

Appearances	43
All-Time Record	39-41 (.488)
Best Finish	Champions - 1981, 1987, 1990, 1997
1980 - Knoxville, Tenn. (No. 5 seed)	
defeated LSU.....	70-64
lost to Tennessee.....	61-72
lost to Kentucky (consolation).....	59-88
1981 - Baton Rouge, La. (No. 2 seed)	
CHAMPIONS	
defeated LSU.....	73-71(OT)
defeated Kentucky.....	70-66
defeated Alabama.....	61-50
1982 - Lexington, Ky. (No. 2 seed)	
lost to Georgia.....	65-66
1983 - Knoxville, Tenn. (No. 6 seed)	
defeated Kentucky.....	85-70
lost to Mississippi.....	62-72
lost to Tennessee (consolation).....	75-83
1984 - Athens, Ga. (No. 5 seed)	
defeated Florida.....	75-65
lost to Georgia.....	72-102
1985 - Oxford, Miss. (No. 4 seed)	
defeated Florida.....	83-64
defeated Georgia.....	80-65
lost to Tennessee.....	60-63
1986 - Athens, Ga. (No. 1 seed)	
lost to Vanderbilt.....	79-89
1987 - Albany, Ga. (No. 1 seed)	
CHAMPIONS	
defeated Alabama.....	89-61
defeated Tennessee.....	102-96
defeated Georgia.....	83-57
1988 - Albany, Ga. (No. 1 seed)	
defeated Miss. State.....	69-48
defeated Mississippi.....	69-60
lost to Tennessee.....	70-73
1989 - Albany, Ga. (No. 1 seed)	
defeated Florida.....	72-61
defeated LSU.....	75-65
lost to Tennessee.....	51-66
1990 - Albany, Ga. (No. 2 seed)	
CHAMPIONS	
defeated LSU.....	91-65
defeated Mississippi.....	72-71(OT)
defeated Tennessee.....	78-77
1991 - Albany, Ga. (No. 2 seed)	
defeated Mississippi.....	76-50
lost to Tennessee.....	62-70
1992 - Albany, Ga. (No. 7 seed)	
defeated Florida.....	70-58
lost to Mississippi.....	52-58
1993 - Chattanooga, Tenn. (No. 2 seed)	
lost to Mississippi.....	55-69
1994 - Chattanooga, Tenn. (No. 6 seed)	
defeated LSU.....	76-73
lost to Florida.....	67-72

1995 - Chattanooga, Tenn. (No. 8 seed)	
lost to Kentucky.....	51-75
1996 - Chattanooga, Tenn. (No. 5 seed)	
defeated Kentucky.....	58-43
lost to Alabama.....	59-65
1997 - Chattanooga, Tenn. (No. 9 seed)	
CHAMPIONS	
defeated Mississippi.....	72-64
defeated Georgia.....	75-47
defeated Tennessee.....	61-59
defeated Florida.....	52-47
1998 - Columbus, Ga. (No. 10 seed)	
lost to Arkansas.....	43-59
1999 - Chattanooga, Tenn. (No. 4 seed)	
lost to Alabama.....	72-76
2000 - Chattanooga, Tenn. (No. 4 seed)	
lost to Mississippi State.....	56-66
2001 - Memphis, Tenn. (No. 9 seed)	
lost to Alabama.....	55-59
2002 - Nashville, Tenn. (No. 11 seed)	
defeated Florida.....	70-57
lost to Vanderbilt.....	39-55
2003 - North Little Rock, Ark. (No. 8 seed)	
defeated Kentucky.....	68-62
lost to Tennessee.....	51-66
2004 - Nashville, Tenn. (No. 3 seed)	
lost to Vanderbilt.....	74-76
2005 - Greenville, S.C. (No. 8 seed)	
defeated Kentucky.....	62-57
lost to Tennessee.....	54-64
2006 - North Little Rock, Ark. (No. 10 seed)	
defeated South Carolina.....	64-48
lost to Tennessee.....	45-77
2007 - Duluth, Ga. (No. 9 seed)	
lost to South Carolina.....	63-65
2008 - Nashville, Tenn. (No. 6 seed)	
defeated Arkansas.....	73-51
lost to Vanderbilt.....	44-49
2009 - North Little Rock, Ark. (No. 1 seed)	
defeated Ole Miss.....	71-65
defeated Tennessee.....	78-58
lost to Vanderbilt.....	54-61
2010 - Duluth, Ga. (No. 10 seed)	
defeated Florida.....	74-61
lost to Kentucky.....	54-65
2011 - Nashville, Tenn. (No. 6 seed)	
lost to Mississippi State.....	47-49
2012 - Nashville, Tenn. (No. 9 seed)	
lost to Florida.....	60-70
2013 - Duluth, Ga. (No. 10 seed)	
lost to LSU.....	62-65
2014 - Duluth, Ga. (No. 6 seed)	
defeated Ole Miss.....	70-54
lost to Texas A&M.....	54-86

2015 - North Little Rock, Ark. (No. 13 seed)	
defeated Florida.....	71-49
lost to Texas A&M.....	49-59
2016 - Jacksonville, Fla. (No. 9 seed)	
defeated Missouri.....	47-45
lost to South Carolina.....	48-57
2017 - Greenville, S.C. (No. 9 seed)	
lost to Georgia.....	52-56
2018 - Nashville, Tenn. (No. 10 seed)	
lost to Tennessee.....	61-64
2019 - Greenville, S.C. (No. 6 seed)	
defeated Alabama.....	53-52
lost to Texas A&M.....	62-64
2020 - Greenville, S.C. (No. 13 seed)	
defeated Vanderbilt.....	77-67
lost to Arkansas.....	68-90
2021 - Greenville, S.C. (No. 13 seed)	
lost to Florida.....	62-69
2022 - Nashville, Tenn. (No. 14 seed)	
lost to Alabama.....	68-75
2023 - Greenville, S.C. (No. 10 seed)	
vs. Georgia.....	

SEC Tournament Record
vs. Opponents

School	W-L	Pct.
Missouri	1-0	1.000
LSU	5-1	.833
Florida	8-3	.727
Ole Miss	6-3	.667
Kentucky	5-3	.625
Georgia	3-3	.500
Alabama	3-4	.429
Arkansas	1-2	.333
Mississippi State	1-2	.333
South Carolina	1-2	.333
Tennessee	4-10	.286
Vanderbilt	1-5	.167
Texas A&M	0-3	.000
Total	39-41	.488

Auburn SEC Tournament Records

TEAM RECORDS

Points	Points	Date	Opponent
1.	102	Mar. 6, 1987	Tennessee
2.	91	Mar. 3, 1990	LSU
3.	89	Mar. 5, 1987	Alabama

1st Half Points	Points	Date	Opponent
1.	49	Mar. 6, 1987	Tennessee
2.	46	Mar. 5, 1987	Alabama
	46	Feb. 28, 1985	Florida

2nd Half Points	Points	Date	Opponent
1.	53	Mar. 6, 1987	Tennessee
2.	52	Mar. 7, 2009	Tennessee
3.	49	Mar. 3, 1990	LSU
	49	Mar. 5, 1989	LSU
	49	Mar. 3, 1983	Kentucky

Field Goal Attempts	FGA	Date	Opponent
1.	77	Mar. 1, 1986	Vanderbilt
2.	75	Mar. 4, 1994	LSU
	75	Mar. 7, 1988	Tennessee*

Field Goals Made	FGM	Date	Opponent
1.	39	Mar. 6, 1987	Tennessee
	39	Mar. 5, 1987	Alabama
3.	35	Mar. 3, 1990	LSU
	35	Mar. 1, 1990	Vanderbilt
	35	Feb. 28, 1985	Florida

Field Goal Percentage	FG%	FGM	FGA	Date	Opponent
1.	60.94	39	64	Mar. 6, 1987	Tennessee
2.	57.35	39	68	Mar. 5, 1987	Alabama
3.	54.72	29	53	Mar. 7, 1987	Georgia*
	54.72	29	53	Feb. 26, 1982	Georgia

3-Point Field Goal Attempts	3FGA	Date	Opponent
1.	26	Mar. 5, 2020	Arkansas
2.	22	Mar. 2, 2017	Georgia
3.	20	Mar. 5, 1994	Florida

3-Point Field Goals Made	3FGM	Date	Opponent
1.	8	Mar. 4, 2020	Vanderbilt
	8	Mar. 4, 2010	Florida
2.	6	Mar. 3, 1997	Florida*
	6	Mar. 1, 1997	Georgia

3-point Field Goal Percentage	3FG%	FGM	FGA	Date	Opponent
1.	66.67	6	9	Mar. 1, 1997	Georgia
	66.67	2	3	Feb. 28, 1997	Ole Miss
3.	57.14	8	14	Mar. 4, 2010	Florida

Free Throw Attempts	FTA	Date	Opponent
1.	40	Mar. 6, 1987	Tennessee
2.	34	Mar. 5, 1989	LSU
3.	33	Mar. 7, 1987	Georgia*

Free Throws Made	FTM	Date	Opponent
1.	26	Mar. 5, 1989	LSU
2.	25	Mar. 7, 1987	Georgia*
3.	24	Mar. 6, 1987	Tennessee

Free Throw Percentage	FT%	FGM	FGA	Date	Opponent
1.	100.00	5	5	Mar. 7, 1992	Ole Miss
2.	93.33	14	15	Mar. 3, 2005	Kentucky
3.	88.89	8	9	Mar. 8, 2009	Vanderbilt*

Rebounds	Reb	Date	Opponent
1.	52	Mar. 4, 1994	LSU
2.	50	Mar. 5, 1989	LSU
3.	49	Mar. 6, 2014	Ole Miss
	49	Feb. 1, 1982	Alabama

Assists	Assists	Date	Opponent
1.	21	Mar. 5, 1988	Miss. State
2.	20	Mar. 4, 2020	Vanderbilt
	20	Mar. 4, 1990	Ole Miss
	20	Feb. 7, 1980	LSU

Blocks	Blocks	Date	Opponent
1.	12	Feb. 1, 1981	Alabama*
2.	9	Mar. 4, 2005	Tennessee
3.	8	Mar. 6, 2014	Ole Miss
	8	Mar. 3, 2005	Kentucky

Steals	Steals	Date	Opponent
1.	17	Mar. 2, 1984	Florida
2.	16	Mar. 7, 1987	Georgia*
3.	15	Mar. 1, 2018	Tennessee
	15	Mar. 2, 1991	Ole Miss
	15	Mar. 1, 1986	Vanderbilt
	15	Jan. 29, 1981	LSU

INDIVIDUAL RECORDS

Points	Points	Date	Individual/Opponent
1.	32	Mar. 6, 2009	DeWanna Bonner vs. Ole Miss
	32	Mar. 7, 1987	Vickie Orr vs. Georgia
3.	29	Mar. 4, 2010	Alli Smalley vs. Florida

Rebounds	Rebounds	Date	Individual/Opponent
1.	16	Mar. 5, 1989	Vickie Orr vs. LSU
2.	15	Mar. 4, 2020	Unique Thompson vs. Arkansas
	15	Mar. 3, 1985	Brenda Hill vs. Georgia
	15	Jan. 31, 1981	Becky Jackson vs. Kentucky

Assists	Assists	Date	Individual/Opponent
1.	12	Mar. 7, 1987	Helene Baroody vs. Georgia
2.	10	Mar. 6, 2009	Whitney Boddie vs. Ole Miss
	10	Mar. 4, 1990	Chantel Tremiere vs. Ole Miss
	10	Mar. 6, 1987	Helene Baroody vs. Tennessee

Steals	Steals	Date	Individual/Opponent
1.	6	Mar. 1, 2018	Daisa Alexander vs. Tennessee
	6	Mar. 5, 1994	Kristen Mulligan vs. Florida
	6	Mar. 2, 1984	Cindy Sagrera vs. Florida

Blocks	Blocks	Date	Individual/Opponent
1.	7	Mar. 4, 2005	Marita Payne vs. Tennessee
	7	Feb. 1, 1981	Lori Monroe vs. Alabama
3.	5	Mar. 6, 2014	Hasina Muhammad vs. Ole Miss
	5	Mar. 1, 2008	KeKe Carrier vs. South Carolina

TIGERS' RECORD WHEN...

	2022-23	Harris Era
At Home.....	13-5	21-12
On the Road	1-7	3-17
At a Neutral Site	1-1	1-2
When wearing white.....	12-6	20-13
When wearing orange	0-0	0-0
When wearing blue "Auburn"	0-3	2-13
When wearing blue "Tigers".....	2-4	2-4
When wearing pink	1-0	1-1
Leading at the half	12-0	21-4
Trailing at the half.....	3-13	4-27
Tied at the half.....	0-0	0-0
Scores 100+ points.....	0-0	0-0
Scores 90-99 points	2-0	3-0
Scores 80-89 points	3-1	4-1
Scores 70-79 points	8-1	13-2
Scores 60-69 points	2-0	4-9
Scores fewer than 60 points	0-11	1-19
Holds opponent to 41-50 points.....	5-0	7-0
Holds opponent to 31-40 points.....	1-0	1-0
Holds opponent to under 30 points.....	0-0	0-0
Force 25 or more turnovers.....	4-0	5-0
Shoots 50% FG or better	4-0	6-0
Shoots 40-49% FG	7-3	13-10
Shoots 39.9% or under FG.....	3-10	5-21
Holds opponent under 30% FG.....	5-0	7-0
Shoots higher FG% than opponent.....	13-1	21-4
Shoots lower FG% than opponent.....	2-12	4-27
Shoots same FG% as opponent.....	0-0	0-0
Shoots higher FT% than opponent.....	9-5	13-10
Shoots lower FT% than opponent.....	6-8	11-21
Shoots same FT% as opponent	0-0	1-0
Out-rebounds opponent	6-1	12-6
Out-rebounded by opponent.....	6-12	12-23
Tied in rebounds	1-0	1-2
Versus ranked opponent	0-4	3-7
In overtime	1-0	1-1
Games decided by 3 points or less	4-1	4-4
Games decided by 4-5 points	0-0	1-2
Games decided by 6-10 points.....	2-3	7-8
Games decided by 11-20 points	3-3	4-8
Games decided by 21-30 points.....	2-1	4-3
Games decided by 30+ points.....	4-5	5-6
In November.....	5-2	9-5
In December	5-1	9-1
In January	3-5	4-13
In February.....	2-5	3-11
In March	0-0	0-1

2022-23 Auburn Superlatives...

First Half

Most points scored in the first quarter.....	24 at Tennessee (2/19/23)
Most points scored in the second quarter.....	31 vs. Samford (12/18/22)
Most points scored in the first half	47 vs. Sam Houston (11/8/22) & vs. Samford (12/18/22)
Fewest points scored in the first half.....	18 at Mississippi State (1/19/23)
Fewest points allowed in the first half.....	11 vs. Samford (12/18/22)
Most points allowed in the first half	52 at South Carolina (1/5/23)
Best FG % in the first half563 vs. Samford (12/18/22)
Worst FG % in the first half226 at Mississippi State (1/19/23)
Best FG % by an opponent in the first half.....	.667 at South Carolina (1/5/23)
Worst FG % by an opponent in the first half.....	.185 vs. Samford (12/18/22)
Most rebounds in the first half	30 vs. Florida (1/30/23)
Fewest rebounds in the first half.....	11 vs. South Carolina (2/9/23)
Most rebounds by an opponent in the first half.....	28 vs. Little Rock (11/30/22)
Fewest rebounds by an opponent in the first half	13 vs. Ga. Tech (11/16/22), Colorado State (11/26/22), Vanderbilt (2/26/23)

Second Half

Most points scored in the third quarter.....	32 vs. North Carolina A&T (12/15/22)
Most points scored in the fourth quarter.....	28 vs. Alabama State (11/20/22)
Most points scored in an overtime period.....	7 vs. Ole Miss (1/22/23)
Most points scored in the second half	46 vs. Alabama State (11/20/22) & vs. North Carolina A&T (11/25/22)
Fewest points scored in the second half.....	22 at South Carolina (1/5/23)
Fewest points allowed in the second half.....	19 vs. UL-Lafayette (12/11/22)
Most points allowed in the second half	46 at Mississippi State (1/19/23)
Best FG % in the second half714 vs. UL-Lafayette (12/11/22)
Worst FG % in the second half229 at Ole Miss (12/29/22)
Best FG % by an opponent in the second half.....	.667 at Tennessee (2/19/23)
Worst FG % by an opponent in the second half.....	.179 vs. Arkansas (2/5/23)
Most rebounds in the second half	27 vs. Georgia Tech (11/16/22)
Fewest rebounds in the second half.....	7 at Mississippi State (1/19/23)
Most rebounds by an opponent in the second half.....	34 at Ole Miss (12/29/22)
Fewest rebounds by an opponent in the second half	12 vs. Indiana (11/25/22) & vs. UL-Lafayette (12/11/22)

Game

Most points scored	91 vs. Samford (12/18/22)
Fewest points scored	42 at South Carolina (1/5/23)
Most points allowed	96 vs. Indiana (11/25/22)
Fewest points allowed.....	37 vs. Samford (12/18/22)
Best FG %.....	.563 vs. UL-Lafayette (12/11/22)
Worst FG %250 at Ole Miss (12/29/22)
Best FG % by an opponent.....	.632 at South Carolina (1/5/23)
Worst FG % by an opponent224 vs. UCF (12/3/22)
Most rebounds	52 vs. Florida (1/30/23)
Fewest rebounds	25 at South Carolina (1/5/23)
Most rebounds by an opponent.....	53 at Ole Miss (12/29/22)
Fewest rebounds by an opponent	25 vs. Colorado State (11/26/22)

Miscellaneous

Highest-scoring quarter.....	32, 3Q vs. North Carolina A&T (12/15/22)
Lowest-scoring quarter	5, three times, last: 1Q vs. Arkansas (2/5/23)
Highest-scoring opponent quarter	28, 4Q vs. Indiana (11/25/22)
Lowest-scoring opponent quarter	2, 2Q vs. Florida (1/30/23)
Largest margin in a single quarter	+26 (31-5), 2Q vs. Samford (12/18/22)
Largest margin of victory.....	54 vs. Samford (12/18/22)
Smallest margin of victory	1 vs. Colorado State (11/26/22) & vs. Ole Miss (1/22/23)
Largest margin of defeat.....	52 at South Carolina (1/5/23)
Smallest margin of defeat	3 vs. Arkansas (2/5/23)
Largest halftime lead	36 vs. Samford (12/18/22)
Smallest halftime lead	3 vs. Colorado State (11/26/22) & at Kentucky (1/26/23)
Times tied at halftime.....	
Largest halftime deficit.....	32 at South Carolina (1/5/23)
Smallest halftime deficit	1 vs. Missouri (1/1/23)
Largest rebounding margin.....	+18 vs. UCF (12/3/22)
Smallest rebounding margin.....	+4 vs. Vanderbilt (2/26/23)
Last time tied in rebounding.....	1 - 35-35 vs. Samford (12/18/22)
Largest rebounding deficit.....	-24 vs. South Carolina (2/9/23)
Smallest rebounding deficit.....	-1 vs. Indiana (11/25/22)
Largest deficit overcome to win game	14 vs. Ole Miss (1/22/23)
Largest lead lost.....	6 at Tennessee (2/19/23)

MISCELLANEOUS STATISTICS

Double-Doubles	Season	Career
Aicha Coulibaly	4	9
Romi Levy	2	2
Kharyssa Richardson	1	1
Honesty Scott-Grayson	0	3
Precious Johnson	0	1

30+ Point Games	Season	Career
Aicha Coulibaly	1	1
Honesty Scott-Grayson	1	2

20+ Point Games	Season	Career
Aicha Coulibaly	7	16
Honesty Scott-Grayson	5	14
Sania Wells	0	1

10+ Rebound Games	Season	Career
Aicha Coulibaly	4	9
Romi Levy	2	4
Kharyssa Richardson	1	1
Mya Pratcher	1	1
Honesty Scott-Grayson	0	3
Precious Johnson	0	1

10+ Assist Games	Season	Career
------------------	--------	--------

5+ Steal Games	Season	Career
Honesty Scott-Grayson	3	7
Aicha Coulibaly	2	4
Romi Levy	1	3

5+ Block Games	Season	Career
----------------	--------	--------

GAMES LED AUBURN IN...

Scoring	Season	Career
Aicha Coulibaly	14	32
Honesty Scott-Grayson	11	28
Sydney Shaw	2	2
Sania Wells	1	4
Precious Johnson	1	2
Kharyssa Richardson	1	1

Rebounding	Season	Career
Aicha Coulibaly	7	22
Kharyssa Richardson	6	6
Kaitlyn Duhon	4	4
Romi Levy	4	4
Honesty Scott-Grayson	3	15
Oyindamola Akinbolawa	2	2
Precious Johnson	1	4
Sania Wells	1	2
Mya Pratcher	1	1
Sydney Shaw	1	1
Mar'Shaun Bostic	1	1

Assists	Season	Career
Sydney Shaw	9	9
Aicha Coulibaly	8	13
Honesty Scott-Grayson	6	19
Mar'Shaun Bostic	3	12
Jakayla Johnson	3	3
Romi Levy	3	7
Kaitlyn Duhon	1	1
Sania Wells	1	13
Carsen McFadden	0	1

(includes games where lead was shared)

2022-23 DOUBLE-DOUBLES

- Aicha Coulibaly - 24 pts, 10 reb vs. Sam Houston
- Romi Levy - 16 pts, 11 reb vs. Alabama State
- Romi Levy - 18 pts, 13 reb vs. Little Rock
- Aicha Coulibaly - 17 pts, 12 reb vs. UCF
- Kharyssa Richardson - 15 pts, 16 reb vs. Florida
- Aicha Coulibaly - 14 pts, 11 reb vs. Florida

Last Time an Auburn Team...

- Scored 90 points Auburn 91, Samford 37, in Auburn, Ala. (Dec. 18, 2022)
- Scored 90 points in an SEC game Auburn 95, Missouri 82, in Columbia, Mo. (Feb. 27, 2020)
- Scored 100 points Auburn 119, Sam Houston State 54, in Auburn, Ala. (Dec. 5, 2008)
- Scored 100 points against an SEC opponent Auburn 102, Tennessee 96, SEC Tournament in Albany, Ga. (Mar. 6, 1987)
- Scored 100 points in an SEC regular-season game Auburn 111, Vanderbilt 67, in Auburn, Ala. (Feb. 18, 1987)
- Scored 100 points at home Auburn 119, Sam Houston State 54, in Auburn, Ala. (Dec. 5, 2008)
- Scored 100 points in a true road game Auburn 103, Mercer 29, in Macon, Ga. (Feb. 23, 1987)
- Scored 110+ points Auburn 119, Sam Houston State 54, in Auburn, Ala. (Dec. 5, 2008)
- Scored 80 points and lost Indiana 96, Auburn 81, in Las Vegas, Nev. (Nov. 25, 2022)
- Scored 90 points and lost Kentucky 91, Auburn 90 [2OT], in Auburn, Ala. (Feb. 2, 1986)
- Scored 100 points and lost Never
- Scored 50-59 points in a half 51 (1st half) vs. Charleston Southern in Auburn, Ala. (Nov. 26, 2021)
- Scored 60 or more points in a half 62 (2nd half) vs. Drake in New Orleans, La. (Dec. 21, 2016)
- Scored 30 or more points in a quarter 31 (2nd quarter) - vs. Samford in Auburn, Ala. (Dec. 18, 2022)
- Scored 50 points or less in a game Alabama 69, Auburn 46, in Tuscaloosa, Ala. (Feb. 12, 2023)
- Scored 50 points or less and won Auburn 47, Missouri 45 [SEC] in Jacksonville, Fla. (March 3, 2016)
- Scored 40 points or less in a game South Carolina 75, Auburn 38, in Columbia, S.C. (Feb. 17, 2022)
- Scored less than 10 points in a quarter 9 points (1st quarter) at Georgia in Athens, Ga. (Feb. 23, 2023)
- Scored less than 20 points in a 1st half 19 points vs. Arkansas in Auburn, Ala. (Feb. 5, 2023)
- Scored less than 20 points in a 2nd half 17 points at South Carolina in Columbia, S.C. (Feb. 17, 2022)
- Had 35+ rebound margin 36 - (52-16) vs. Alabama A&M in Normal, Ala. (Nov. 19, 2013)
- Had 25+ rebound margin 33 - (53-26) vs. Grambling State in Auburn, Ala. (Nov. 6, 2018)
- Had 20+ rebound margin 20 (51-31) vs. Alabama State in Auburn, Ala. (Nov. 16, 2021)
- Attempted 30 free throws 30 - vs. Texas A&M in Auburn, Ala. (Feb. 16, 2023)
- Attempted 35 free throws 35 - vs. Charleston Southern in Auburn, Ala. (Nov. 26, 2021)
- Attempted 40 free throws 41 - vs. Alabama State in Auburn, Ala. (Nov. 15, 2006)
- Attempted 5 free throws or less 3 - at Texas A&M in College Station, Texas (Feb. 23, 2020)
- Did not attempt a free throw Never
- Made 20-24 free throws 21 - vs. Ole Miss in Auburn, Ala. (Jan. 22, 2023)
- Made 25+ free throws 26 - vs. Charleston Southern in Auburn, Ala. (Nov. 26, 2021)
- Made 30 free throws 31 - vs. Northwestern State (31-43) (Dec. 30, 2003)
- Had 25 assists 25 - vs. Ole Miss in Auburn, Ala. (Jan. 8, 2017)
- Had 25 turnovers 27 - vs. Georgia in Auburn, Ala. (Jan. 3, 2021)
- Had 10 turnovers or less 9 - vs. Little Rock in Auburn, Ala. (Nov. 30, 2022)
- Had 25+ steals Never
- Had 20-24 steals 24 - vs. Samford in Auburn, Ala. (Dec. 18, 2022)
- Had 15-19 steals 15 - vs. North Florida in Auburn, Ala. (Dec. 20, 2022)
- Had 10-14 blocks 10 - vs. Louisiana Tech in Auburn, Ala. (Nov. 19, 2017)
- Had 15+ blocks 15 - at Florida International in Miami, Fla. (Dec. 29, 2014)
- Won an overtime game Auburn 77, Ole Miss 76 [10T] in Auburn, Ala. (Jan. 22, 2023)
- Lost an overtime game Missouri 72, Auburn 63 [10T] in Columbia, Mo. (Jan. 6, 2022)
- Played a double overtime game Auburn 70, Alabama 65 [20T] in Auburn, Ala. (Feb. 27, 2014)
- Played three or more overtimes Never
- Shot 70% for a half 71.4% (15-of-21), 2nd half vs. UL-Lafayette in Auburn, Ala. (Dec. 11, 2022)
- Shot 60% for a game 60.4% (29-of-48) vs. Oklahoma State in Auburn, Ala. (Dec. 5, 2021)
- Shot less than 30% for a game 27.4% (17-of-62) at Alabama in Tuscaloosa, Ala. (Feb. 12, 2023)
- Shot 90-99.9% from the free throw line (min. 10 attempts) 90.5% (19-of-21) at Arkansas in Fayetteville, Ark. (Jan. 31, 2021)
- Shot 100% from the free throw line (min. 10 attempts) 100% (16-of-16) vs. Texas A&M in Auburn, Ala. (Jan. 7, 2018)
- Shot 50% on 3-pointers (minimum 5 attempts) 50.0% (6-of-12) vs. North Florida in Auburn, Ala. (Dec. 20, 2022)
- Shot 20-30% in a half 23.5% (8-of-34), 2nd half at Alabama in Tuscaloosa, Ala. (Feb. 12, 2023)
- Shot less than 20% in a half 19.4% (7-of-36), 1st half vs. South Carolina in Auburn, Ala. (Feb. 4, 2021)
- Shot 55% or better and lost 58.1% (25-of-43) vs. Tennessee (Jan. 20, 2005)
- Made 10+ 3-point field goals 10-of-20 vs. Samford in Auburn, Ala. (Dec. 18, 2022)
- Failed to make a 3-point field goal 0-of-16 at Alabama in Tuscaloosa, Ala. (Feb. 12, 2023)
- Had 60+ rebounds 61 - vs. Stephen F. Austin in Auburn, Ala. (Dec. 17, 2007)
- Had 50-59 rebounds 52 vs. Florida in Auburn, Ala. (Jan. 30, 2023)
- Defeated a Top-25 opponent Auburn 65, #21 Georgia 60, in Auburn, Ala. (Feb. 20, 2022)
- Defeated a Top-10 opponent Auburn 71, #4 Tennessee 61, in Auburn, Ala. (Jan. 27, 2022)
- Defeated a Top-25 opponent on the road Auburn 59, #18 Georgia Tech 51, in Atlanta, Ga. (Nov. 21, 2021)

Last Time an Auburn Player...

- Scored 25-29 points 26 - Aicha Coulibaly vs. Tennessee in Auburn, Ala. (Jan. 27, 2022)
- Scored 30-34 points 31 - Aicha Coulibaly vs. Ole Miss in Auburn, Ala. (Jan. 22, 2023)
- Scored 35 points 35 - DeWanna Bonner vs. Tennessee in Auburn, Ala. (Jan. 25, 2009)
- Scored 40 points 41 - Conswella Sparrow vs. South Alabama (Feb. 17, 1998)
- Had 15-19 rebounds 16 - Kharyssa Richardson vs. Florida in Auburn, Ala. (Jan. 30, 2023)
- Had 20+ rebounds 23 - Unique Thompson vs. Belmont in Auburn, Ala. (Dec. 20, 2020)
- Had 10 assists 10 - Daisa Alexander vs. LSU in Auburn, Ala. (Feb. 16, 2020)
- Had 15 assists 18 - Martha Monk vs. Alabama State (Feb. 18, 1981)
- Had 5 blocks 6 - Unique Thompson vs. Louisiana Tech in Auburn, Ala. (Nov. 19, 2017)
- Had 7 blocks 7 - Jassany Williams vs. Duke (Nov. 18, 2011)
- Had 10 blocks 13 - Marita Payne vs. Arkansas (Feb. 3, 2005)
- Had 5 steals 5 - Honesty Scott-Grayson vs. Vanderbilt in Auburn, Ala. (Feb. 26, 2023)
- Had 8 steals 8 - Brandy Montgomery vs. East Carolina in Auburn, Ala. (Dec. 5, 2015)
- Had 10 steals 10 - Kristen Mulligan vs. Northeast Illinois in Auburn, Ala. (Dec. 18, 1992)
- Made 10 field goals 12 - Aicha Coulibaly vs. Ole Miss in Auburn, Ala. (Jan. 22, 2023)
- Made 15 field goals 15 - Conswella Sparrow (15-16) vs. South Alabama (Feb. 17, 1998)
- Attempted 20-24 field goals 20 - Aicha Coulibaly (12-20) vs. Ole Miss in Auburn, Ala. (Jan. 22, 2023)
- Attempted 25 field goals 25 - Unique Thompson (7-25) at Georgia in Athens, Ga. (Feb. 11, 2021)
- Made 5+ three-point field goals 5 - Annie Hughes vs. Charleston Southern in Auburn, Ala. (Nov. 26, 2021)
- Made 8 three-point field goals 8 - Tiffany Krantz vs. Troy State in Auburn, Ala. (Nov. 21, 1997)
- Attempted 10 three-point field goals 14 - Lauren Hansen vs. Drake in Estero, Fla. (Dec. 1, 2019)
- Attempted 15 three-point field goals 16 - Brandy Montgomery at Marquette in Milwaukee, Wis. (Dec. 13, 2015)
- Made 10 free throws 11 - Sania Wells vs. Texas A&M in Auburn, Ala. (Feb. 16, 2023)
- Made 15 free throws Never
- Shot 100% from the field (min. 5 attempts) Romi Levy (6-6) vs. North Florida in Auburn, Ala. (Dec. 20, 2022)

SEC PRESEASON POLL (Media Vote)**Order of Finish**

1. South Carolina
2. Tennessee
3. LSU
4. Arkansas
5. Ole Miss
6. Florida
7. Kentucky
8. Mississippi State
9. Georgia
10. Alabama
11. Texas A&M
12. Missouri
13. Auburn
14. Vanderbilt

Player of the Year

Aliyah Boston, South Carolina

All-SEC First Team

Aliyah Boston, South Carolina
 Zia Cooke, South Carolina
 Rickea Jackson, Tennessee
 Jordan Horston, Tennessee
 Tamari Key, Tennessee

Preseason All-SEC Second-Team

Brittany Davis, Alabama
 Alexis Morris, LSU
 Angel Reese, LSU
 Jessika Carter, Mississippi State
 Anastasia Hayes, Mississippi State
 Hayley Frank, Missouri

SEC PRESEASON POLL (Coaches' Vote)**Order of Finish**

1. South Carolina
2. Tennessee
3. LSU
4. Alabama
5. Arkansas
6. Mississippi State
7. Florida
8. Ole Miss
9. Georgia
10. Kentucky
11. Texas A&M
12. Missouri
13. Auburn
14. Vanderbilt

Player of the Year

Aliyah Boston, South Carolina

All-SEC First Team

Brittany Davis, Alabama
 Alexis Morris, LSU
 Angel Reese, LSU
 Anastasia Hayes, Mississippi State
 Aliyah Boston, South Carolina
 Zia Cooke, South Carolina
 Jordan Horston, Tennessee
 Tamari Key, Tennessee

All-SEC Second Team

Makayla Daniels, Arkansas
 Aicha Coulibaly, Auburn
 Diamond Battles, Georgia
 Madison Scott, Ole Miss
 Jessika Carter, Mississippi State
 Hayley Frank, Missouri
 Victoria Saxton, South Carolina
 Rickea Jackson, Tennessee

Shot 100% at the free throw line (min. 10 attempts).....12-12 - Daisa Alexander vs. Mississippi State (Feb. 20, 2020)
Had a double-double..... **Aicha Coulibaly (13 pts/10 reb) at Alabama in Tuscaloosa, Ala. (Feb. 12, 2023)**
 Had 2 consecutive double-doubles..... Aicha Coulibaly: 23/11 vs. Kennesaw, 17/12 at Alabama (Dec. 20, 2021-Jan. 2, 2022)
 Had 3 consecutive double-doubles..... Unique Thompson: 14/14 at Florida, 22/10 vs. Kentucky, 10/10 at Alabama (Jan. 17-24, 2021)
 Had 13 consecutive double-doubles..... Unique Thompson: First vs. BYU; last at Vandy (March 23, 2019-Jan. 2, 2020)
 Had 18 consecutive double-doubles (AU record)..... Laurretta Freeman: First vs. Furman, Last vs. Oral Roberts (Dec. 29, 1992-Feb. 23, 1993)
 Had a double-double at halftime..... Unique Thompson (16 pts/10 rebs) at Iowa State in Ames, Iowa (Nov. 13, 2018)
Two players had a double-double..... **K. Richardson (15 pts/16 reb) & A. Coulibaly (14 pts/11 reb) vs. Florida in Auburn, Ala. (Jan. 30, 2023)**
 Recorded a double-double with points and assists..... Jannah McKay (16 pts/10 assists) vs. Grambling State (Nov. 6, 2018)
 Scored 20 points & had 20 rebounds..... Unique Thompson (20 pts/23 reb) vs. Belmont in Auburn, Ala. (Dec. 20, 2020)
 Had a triple-double..... Whitney Boddie (24 pts./11 rebs./12 ast.) vs. Sam Houston State (Dec. 5, 2008)
Two or more players scored 20 points..... **Coulibaly (22) & Scott-Grayson (22) vs. Indiana in Las Vegas, Nev. (Nov. 25, 2022)**
 Three players scored 20 points..... Benton (23), Howard (22), Alexander (21) at Missouri in Columbia, Mo. (Feb. 27, 2020)
 Two players scored 30 points..... Laticia Morris (33) & Tara Williams (30) vs. South Alabama (Jan. 14, 1997)
 Had 2 straight 25-point games..... Jannah McKay: 27 at South Carolina, 26 vs. Arkansas (Jan. 11-14, 2018)
 Had 3 straight 25-point games..... Jannah McKay: 25 pts vs. Texas A&M, 27 pts at South Carolina, 26 pts vs. Arkansas (Jan. 7-14, 2018)
 Zero players scored in double figures..... at South Carolina in Columbia, S.C. (Feb. 17, 2022)
Only one player scored in double figures..... **Honesty Scott-Grayson (11) vs. Arkansas in Auburn, Ala. (Feb. 5, 2023)**
 Five players scored in double figures..... Thompson (19), Hughes (17), Scott-Grayson (16), Levy (12), Jordan (11) vs. N. Florida (Dec. 17, 2020)
 Six players scored in double figures..... McKay/Benton (16), Primm (15), Thompson (14), Alexander/Jones (13) vs. Grambling (Nov. 6, 2018)
 Seven players scored in double figures..... Carrier (19 pts.), Bonner (18 pts.), Smalley (16 pts.), Boddie (13 pts.)
 R. Hobbs (13 pts.), Hilliard (13 pts.) & S. Hobbs (10 pts.) vs. Sam Houston State (Dec. 5, 2008)
 Two players had 10 rebounds..... Aicha Coulibaly (10) and Precious Johnson (10) at Kentucky in Lexington, Ky. (Feb. 27, 2022)
 Three players had 10 rebounds..... J. Greenleaf (12 rebs.), D. Bonner (12 rebs.) & W. Boddie (10 rebs.) vs. Oakland (Nov. 21, 2007)
 Played every minute..... Honesty Scott-Grayson (40:00) at Alabama in Tuscaloosa, Ala. (Jan. 2, 2022)
 Played 40 or more minutes in OT game..... S. Wells (43:38) & H. Scott-Grayson (43:00) at Missouri in Columbia, Mo. (Jan. 6, 2022)
 Attempted a slam dunk..... Hasina Muhammad vs. St. John's in Auburn, Ala. (Dec. 6, 2013)
 Made a shot from half-court or beyond..... Brooke Moore (end 2nd quarter) vs. Alabama State in Auburn, Ala. (Dec. 29, 2018)
Every Auburn player dressed scored..... **11 players vs. Samford in Auburn, Ala. (Dec. 18, 2022)**

Last Time an Auburn Opponent...

Shot less than 30% in a game (SEC)..... **Arkansas - 26.9% (14-of-52) in Auburn, Ala. (Feb. 5, 2023)**
Shot less than 30% in a game (Non-conf)..... **Samford - 27.3% (15-of-55) in Auburn, Ala. (Dec. 18, 2022)**
Shot 60% or better in a game..... **South Carolina - 63.2% (36-of-57) in Columbia, S.C. (Jan. 5, 2023)**
Scored 90 points..... **South Carolina 94, Auburn 42, in Columbia, S.C. (Jan. 5, 2023)**
 Scored 100 points..... Georgia 102, Auburn 72 in Athens, Ga. (Mar. 3, 1984)
 Scored 100 points at Auburn..... Tuskegee 105, Auburn 98 (2OT) (Feb. 12, 1979)
 Had 25+ rebound margin..... 37 - South Carolina (62-25) in Columbia, S.C. (Feb. 17, 2022)
Had a 20-24 rebound margin..... **24 - South Carolina (50-26) in Auburn, Ala. (Feb. 9, 2023)**
Scored 5 points or less in a quarter..... **2 - Florida (2nd quarter) in Auburn, Ala. (Jan. 30, 2023)**
Scored less than 10 points in a quarter..... **2 - Florida (2nd quarter) in Auburn, Ala. (Jan. 30, 2023)**
 Scored less than 10 points in all four quarters..... Winthrop (9-8-8-8) in Auburn, Ala. (Dec. 16, 2015)
 Scored 30 or more points in a quarter..... 30 - Kentucky (1st quarter) in Lexington, Ky. (Feb. 27, 2022)
 Scored less than 10 points in a half..... 9 - USC Upstate (1st half) in Auburn, Ala. (Nov. 25, 2020)
Scored less than 20 points in a 1st half..... **11 - Samford in Auburn, Ala. (Dec. 18, 2022)**
Scored less than 20 points in a 2nd half..... **19 - UL-Lafayette in Auburn, Ala. (Dec. 11, 2022)**
Had 50 rebounds..... **50 - South Carolina in Auburn, Ala. (Feb. 9, 2023)**
Had 25 assists..... **25 - South Carolina in Columbia, S.C. (Jan. 5, 2023)**
Had 25-29 turnovers..... **29 - Texas A&M in Auburn, Ala. (Feb. 16, 2023)**
Had 30-34 turnovers..... **33 - Sam Houston in Auburn, Ala. (Nov. 8, 2022)**
Had 35+ turnovers..... **36 - Samford in Auburn, Ala. (Dec. 18, 2022)**
 Had 15 steals..... 21 - Belmont in Auburn, Ala. (Dec. 20, 2020)
 Had 10 blocks..... 13 - LSU in Auburn, Ala. (Jan. 9, 2022)
Failed to make a 3-point field goal..... **UCF (0-8) in Auburn, Ala. (Dec. 3, 2022)**
Attempted 35 free throws..... **39 - Arkansas in Auburn, Ala. (Feb. 5, 2023)**
 Made 30 free throws..... 30 - Arkansas (Jan. 22, 1995)
 Made 10+ three-point field goals..... 10 - Kentucky in Lexington, Ky. (Feb. 27, 2022)
 Made 15+ three-point field goals..... 15 - Alabama in Auburn, Ala. (Feb. 14, 2021)
Scored 41-50 points in a game..... **49 - North Florida in Auburn, Ala. (Dec. 20, 2022)**
Scored 31-40 points in a game..... **37 - Samford in Auburn, Ala. (Dec. 18, 2022)**
 Scored 30 points or less..... 26 - Georgia in Athens, Ga. (Feb. 22, 2015)
 Scored 25 points or less..... 25 - Puerto Rico-Mayaguez (Dec. 17, 2000)

Last Time an Opposing Player...

Scored 30+ points (non-conference)..... 35 - Ajah Wayne of Old Dominion in Auburn, Ala. (Nov. 14, 2019)
 Scored 30+ points (SEC)..... 32 - Rhyne Howard of Kentucky in Lexington, Ky. (Feb. 27, 2022)
 Scored 35+ points (all games)..... 41 - Jasmine Walker of Alabama in Auburn, Ala. (Feb. 14, 2021)
 Scored 40+ points (all games)..... 41 - Jasmine Walker of Alabama in Auburn, Ala. (Feb. 14, 2021)
 Attempted 25 field goals..... 27 - Jantel Lavender (9-27) of Ohio State (Nov. 23, 2008)
 Scored 20 points & had 20 rebounds..... Young of Baylor in the WNIT Championship Game, (20 pts./25 rebs.) (Apr. 4, 2003)
 Two players scored 20 points..... Rhyne Howard (32) and Dre'una Edwards (25) of Kentucky in Lexington, Ky. (Feb. 27, 2022)
 Three players scored 20 points..... by LSU in Baton Rouge, Chatman (22 pts), Johnson (21 pts) & Lowery (20 pts) (Jan. 12, 1991)
Five players scored in double figures..... **Holmes (26), Garzon (21), Parris (16), McNeil (16), Scalia (12) of Indiana (Nov. 25, 2022)**
 Six players scored in double figures..... Williams (10), Lewis (13), Bonds (18), Peoples (10), Miller (12), Svetel (12) of Florida (Jan. 26, 2014)
Recorded a double-double..... **Sacha Washington (14 pts/12 reb) of Vanderbilt in Auburn, Ala. (Feb. 26, 2023)**
 Recorded a double-double with points and assists..... Tyasha Harris (12 pts/11 ast) of South Carolina in Columbia, S.C. (Jan. 11, 2018)
 Recorded a triple-double..... Ceira Ricketts (14 pts./13 rebs./12 ast.) of Arkansas (Jan. 18, 2009)
Two players recorded a double-double..... **J. Carter (24 pts/11 reb) & J. Jordan (14 pts/12 reb) of Mississippi State (Jan. 19, 2023)**
 Committed 10+ turnovers..... 10 - Shaquera Wade of Alabama in Greenville, S.C. (March 7, 2019)
Had 15-19 rebounds..... **15 - Angel Reese of LSU in Baton Rouge, La. (Jan. 15, 2023)**
 Had 20+ rebounds..... 21 - Ayana Mitchell of LSU in Baton Rouge, La. (March 3, 2019)
 Had 10 assists..... 10 - Jazmine Massengill of Kentucky in Lexington, Ky. (Feb. 27, 2022)
 Had 15 assists..... 16 - Cindy McMahan of Alabama-Huntsville (Nov. 24, 1980)
 Had 5 blocks..... 6 - Jenna Staiti of Georgia in Athens, Ga. (Feb. 11, 2021)
 Had 10 blocks..... Never
Had 5 steals..... **5 - Lanay Wheaton of UL-Lafayette in Auburn, Ala. (Dec. 11, 2022)**
 Made 15 field goals..... 15 - Chamique Holdscraw (15-21) of Tennessee (Feb. 1, 1998)
 Made 10 3-point field goals..... 11 - Morgan Eye (11-18) of Missouri in Columbia, Mo. (Jan. 6, 2013)

Specialty Statistics (Auburn-Opponent)

Opponent	Points in the Paint	Points off Turnovers	2nd-Chance Points	Fast-Break Points	Bench Points
Sam Houston	50-24	31-25	20-24	27-18	28-40
South Alabama	34-26	28-10	15-18	10-5	12-43
Georgia Tech	32-26	14-10	22-12	8-3	16-12
Alabama State	40-30	27-6	22-14	19-0	42-11
vs. Indiana	32-46	15-11	16-11	9-10	20-20
vs. Colorado State	26-26	12-8	6-7	17-11	25-15
Little Rock	32-28	12-6	8-8	14-3	16-13
UCF	42-24	26-14	13-9	23-7	33-17
UL-Lafayette	26-22	25-17	2-5	13-4	31-9
North Carolina A&T	28-26	29-14	18-17	18-19	10-22
Samford	34-20	50-12	13-4	24-7	45-28
North Florida	28-8	25-11	4-10	20-2	19-12
at Ole Miss	20-52	8-19	9-12	5-13	15-21
Missouri	20-28	13-6	3-4	9-14	19-17
at South Carolina	22-50	5-19	6-13	4-21	13-47
Alabama	20-48	8-20	4-4	6-14	29-31
at LSU	28-42	4-20	17-17	3-23	13-13
at Mississippi State	30-40	19-12	7-19	12-12	16-0
Ole Miss	40-34	16-17	2-10	21-17	22-13
at Kentucky	42-26	32-18	6-11	13-2	28-11
Florida	38-16	12-13	14-4	10-4	18-22
Arkansas	16-20	8-12	8-10	9-7	25-5
South Carolina	22-52	5-9	8-19	8-15	23-35
at Alabama	30-42	16-21	14-13	8-6	23-20
Texas A&M	28-24	24-20	11-16	12-4	19-18
at Tennessee	26-36	20-15	11-8	12-15	13-28
at Georgia	36-36	16-15	7-6	13-15	20-18
Vanderbilt	34-34	20-15	5-9	19-9	26-9

Lead-Deficit Comparison

Opponent	Largest Lead	Largest Deficit	Lead Changes	Ties	Result
Sam Houston	26 (3rd, 3:32)	1 (1st, 6:25)	4	2	W, 90-76
South Alabama	15 (3rd, 5:56)	4 (2nd, 8:44)	2	4	W, 71-62
Georgia Tech	3 (1st, 9:22)	15 (2nd, 4:53)	3	1	L, 51-57
Alabama State	39 (4th, 0:44)	3 (1st, 8:59)	1	1	W, 88-49
vs. Indiana	2 (1st, 6:47)	15 (2nd, 3:55)	6	5	L, 81-96
vs. Colorado State	6 (3rd, 6:09)	8 (2nd, 7:12)	18	8	W, 74-73
Little Rock	26 (3rd, 3:56)	--	0	0	W, 70-48
UCF	43 (4th, 3:06)	2 (1st, 8:48)	1	1	W, 86-46
UL-Lafayette	40 (4th, 0:09)	--	0	0	W, 81-41
North Carolina A&T	29 (3rd, 6:30)	--	0	0	W, 79-63
Samford	56 (4th, 5:01)	--	0	0	W, 91-37
North Florida	28 (4th, 0:09)	1 (1st, 4:54)	2	2	W, 77-49
at Ole Miss	--	35 (4th, 2:22)	0	1	L, 47-79
Missouri	3 (1st, 3:42)	10 (3rd, 2:48)	9	4	L, 56-62
at South Carolina	--	54 (4th, 0:11)	0	1	L, 42-94
Alabama	--	31 (4th, 7:59)	0	0	L, 57-88
at LSU	--	30 (4th, 3:32)	0	0	L, 54-84
at Mississippi State	3 (3rd, 3:04)	15 (1st, 0:38)	6	5	L, 58-72
Ole Miss	7 (4th, 9:18)	14 (2nd, 4:10)	12	13	W, 77-76 (OT)
at Kentucky	13 (3rd, 1:53)	6 (1st, 1:13)	3	5	W, 71-68
Florida	16 (3rd, 2:08)	9 (1st, 2:39)	1	3	W, 66-55
Arkansas	--	15 (2nd, 7:14)	0	2	L, 51-54
South Carolina	--	35 (4th, 3:00)	0	0	L, 48-83
at Alabama	1 (2nd, 6:38)	23 (4th, 0:25)	2	2	L, 46-69
Texas A&M	10 (4th, 0:30)	8 (3rd, 7:14)	7	9	W, 65-55
at Tennessee	6 (1st, 2:33)	9 (2nd, 4:21)	6	4	L, 76-83
at Georgia	2 (2nd, 3:02)	13 (4th, 8:53)	2	1	L, 59-70
Vanderbilt	13 (4th, 5:26)	7 (3rd, 8:34)	16	4	W, 78-76

Scoring Breakdown

(Percentage of total points in parentheses)

Opponent	Sr.	Jr.	So.	Fr.	Starters	Bench	2-pt FG	3-pt FG	FTs
Sam Houston	24	26	9	31	62 (68.9)	28 (31.1)	58 (64.4)	12 (13.3)	20 (22.2)
South Alabama	10	21	6	34	59 (83.1)	12 (16.9)	38 (53.5)	12 (16.9)	21 (29.6)
Georgia Tech	11	19	2	19	35 (68.6)	16 (31.4)	36 (70.6)	6 (11.8)	9 (17.6)
Alabama State	16	28	23	21	46 (52.2)	42 (47.8)	56 (63.6)	24 (27.3)	8 (9.1)
vs. Indiana	27	30	7	17	61 (75.3)	20 (24.7)	42 (51.9)	24 (29.6)	15 (18.5)
vs. Colorado State	25	25	7	17	49 (66.2)	25 (33.8)	44 (59.5)	15 (20.3)	15 (20.3)
Little Rock	24	12	20	14	56 (80.0)	14 (20.0)	48 (68.6)	12 (17.1)	10 (14.2)
UCF	23	29	15	19	53 (61.6)	33 (38.4)	54 (62.8)	18 (20.9)	14 (16.3)
UL-Lafayette	23	27	9	22	50 (61.7)	31 (29.3)	30 (37.0)	36 (44.4)	15 (18.5)
North Carolina A&T	31	3	16	29	69 (87.3)	10 (12.7)	44 (55.7)	21 (26.6)	14 (17.7)
Samford	24	23	18	26	46 (50.5)	45 (49.5)	44 (48.4)	30 (33.0)	17 (18.7)
North Florida	24	5	18	30	58 (75.3)	19 (24.7)	48 (62.3)	18 (23.4)	11 (14.8)
at Ole Miss	0	15	16	16	32 (68.1)	15 (31.9)	30 (63.8)	0 (0.0)	17 (36.2)
Missouri	8	31	8	9	37 (66.1)	19 (33.9)	32 (57.1)	6 (10.7)	18 (32.1)
at South Carolina	13	16	2	11	29 (67.4)	13 (32.6)	32 (74.4)	6 (14.0)	4 (9.5)
Alabama	19	4	12	22	28 (49.1)	29 (50.9)	28 (49.1)	15 (25.4)	14 (24.6)
at LSU	16	15	0	23	41 (75.9)	13 (24.1)	42 (77.8)	6 (11.1)	6 (11.1)
at Mississippi State	12	17	14	15	42 (72.4)	16 (27.6)	38 (65.5)	15 (25.9)	5 (8.6)
Ole Miss	15	33	16	13	55 (71.4)	22 (28.6)	44 (57.1)	12 (15.6)	21 (27.3)
at Kentucky	28	32	4	7	43 (60.6)	28 (39.4)	50 (70.4)	6 (8.5)	15 (21.1)
Florida	18	17	9	22	48 (72.7)	18 (27.3)	48 (72.7)	6 (9.1)	12 (18.2)
Arkansas	11	10	15	15	26 (51.0)	25 (49.0)	34 (66.7)	3 (5.9)	14 (27.5)
South Carolina	9	0	16	23	25 (52.1)	23 (47.9)	30 (62.5)	12 (25.0)	6 (12.5)
at Alabama	8	13	4	21	23 (50.0)	23 (50.0)	34 (73.9)	0 (0.0)	12 (26.1)
Texas A&M	25	18	8	14	46 (70.8)	19 (29.2)	38 (58.5)	9 (13.8)	18 (27.7)
at Tennessee	33	15	16	12	63 (82.9)	13 (17.1)	44 (57.9)	18 (23.7)	14 (18.4)
at Georgia	16	30	7	6	39 (66.1)	20 (33.9)	38 (64.4)	12 (20.3)	9 (15.2)
Vanderbilt	28	20	5	25	52 (66.7)	26 (33.3)	42 (53.8)	18 (23.1)	18 (23.1)

Comparison Statistics (Auburn/Opponent)

Opponent	1st	2nd	Score	Mar	Total FG	FG Pct	3-Pointers	3FG Pct	Free Throws	FT Pct	Reb.	Mar	Assist	TO	Blk	Stl	Fouls
Sam Houston	47-36	43-40	90-76	+14	33-71/21-56	.465/.375	4-7/5-15	.571/.333	20-25/29-43	.800/.674	40/45	(5)	19/10	23/33	9/5	13/14	30/27
South Alabama	35-27	36-35	71-62	+9	23-61/21-65	.377/.323	4-20/5-19	.200/.263	21-26/15-21	.808/.714	41/47	(6)	9/7	15/20	9/0	9/7	16/24
Georgia Tech	25-32	26-25	51-57	(6)	20-76/20-50	.263/.400	2-19/4-8	.105/.500	9-12/13-22	.750/.591	51/39	+12	8/8	19/22	4/2	9/8	20/18
Alabama State	42-23	46-26	88-49	+39	36-71/20-57	.507/.351	8-19/3-14	.421/.214	8-15/6-10	.533/.600	43/32	+11	18/5	13/26	5/2	15/5	19/14
Indiana	39-51	42-45	81-96	(15)	29-69/33-61	.420/.541	8-20/8-23	.400/.348	15-24/22-25	.625/.880	32/33	(1)	11/18	14/12	7/3	4/7	20/17
Colorado State	42-39	32-34	74-73	+1	27-59/24-51	.458/.471	5-14/8-21	.357/.381	15-20/17-20	.750/.850	31/25	+6	13/15	13/11	1/0	3/8	18/13
Little Rock	37-24	33-24	70-48	+22	28-68/18-61	.412/.295	4-11/0-3	.364/.000	10-14/12-21	.714/.571	41/48	(7)	6/8	9/17	8/1	9/3	17/17
UCF	46-17	40-29	86-46	+40	33-69/13-58	.478/.224	6-13/0-8	.462/.000	14-19/20-28	.737/.714	51/33	+18	13/0	17/18	9/2	10/7	22/14
UL-Lafayette	36-22	45-19	81-41	+40	27-48/15-52	.563/.288	12-22/1-8	.545/.125	15-23/10-24	.652/.417	39/29	+10	19/4	24/20	9/2	11/12	26/21
N.C. A&T	33-22	46-41	79-63	+16	29-72/17-52	.403/.327	7-22/3-10	.318/.300	14-20/26-33	.700/.788	39/44	(5)	14/8	14/27	3/3	13/7	26/19
Samford	47-11	44-26	91-37	+54	32-63/15-55	.508/.273	10-20/3-19	.500/.158	17-20/4-5	.850/.800	35/35	0	22/5	17/36	8/2	24/13	13/22
North Florida	38-23	39-26	77-49	+28	30-57/16-55	.526/.291	6-12/7-18	.500/.389	11-15/10-16	.733/.625	33/34	(1)	13/7	20/25	7/0	15/7	16/16
Ole Miss	23-39	24-40	47-79	(32)	15-60/31-68	.250/.456	0-10/4-13	.000/.308	17-28/13-22	.607/.591	37/53	(16)	7/15	18/15	2/3	6/5	19/23
Missouri	28-29	28-33	56-62	(6)	18-50/23-53	.360/.434	2-12/7-21	.167/.333	18-21/9-14	.857/.643	28/33	(5)	9/9	15/16	2/1	5/8	16/22
South Carolina	20-52	22-42	42-94	(52)	18-63/36-57	.286/.632	2-8/7-16	.250/.438	4-12/15-18	.333/.833	25/45	(20)	4/25	12/14	3/9	6/6	15/8
Alabama	26-47	31-41	57-88	(31)	19-55/33-58	.345/.569	5-16/8-16	.313/.500	14-21/14-18	.667/.778	27/39	(12)	8/17	15/15	3/3	3/10	18/22
LSU	22-41	32-43	54-84	(30)	23-63/32-67	.365/.478	2-13/6-16	.154/.375	6-16/14-21	.375/.667	38/45	(7)	10/18	14/8	5/9	5/9	17/12
Mississippi St.	18-26	40-46	58-72	(14)	24-62/24-52	.387/.462	5-18/3-10	.278/.300	5-11/21-32	.455/.656	28/44	(16)	15/13	12/15	6/4	9/8	20/10
Ole Miss	33-41	37-29	77-76	+1	26-66/25-65	.394/.385	4-9/2-8	.444/.250	21-26/24-30	.808/.800	32/46	(14)	12/6	14/21	3/6	13/8	23/22
Kentucky	38-35	33-33	71-68	+3	27-59/24-57	.458/.421	2-7/4-16	.286/.250	15-20/16-22	.750/.727	30/36	(6)	14/9	16/20	4/6	11/6	18/20
Florida	27-20	39-35	66-55	+11	26-69/18-67	.377/.269	2-8/10-22	.250/.455	12-18/9-11	.667/.818	52/40	+12	15/13	14/14	5/4	7/4	14/20
Arkansas	19-32	32-22	51-54	(3)	18-56/14-52	.321/.269	1-14/3-23	.071/.130	14-27/23-39	.519/.590	40/43	(3)	7/7	22/19	4/1	8/8	27/27
South Carolina	21-42	27-41	48-83	(35)	19-61/34-69	.311/.493	4-7/4-14	.571/.286	6-8/11-15	.750/.733	26/50	(24)	3/19	11/10	3/5	5/4	18/10
Alabama	21-31	25-38	46-69	(23)	17-62/26-52	.274/.500	0-16/5-19	.000/.263	12-19/12-15	.632/.800	34/45	(11)	6/14	14/21	4/3	7/10	18/22
Texas A&M	27-30	38-25	65-55	+10	22-48/19-50	.458/.380	3-12/3-12	.250/.250	18-30/14-21	.600/.667	30/34	(4)	11/7	22/29	2/1	12/6	24/26
Tennessee	34-39	42-44	76-83	(7)	28-63/28-50	.444/.560	6-18/5-9	.333/.556	14-19/22-32	.737/.688	31/34	(3)	20/19	19/21	4/2	12/8	29/20
Georgia	25-28	34-42	59-70	(11)	23-58/23-54	.397/.426	4-13/1-11	.308/.091	9-15/23-28	.600/.821	27/40	(13)	16/16	18/18	4/6	12/4	20/16
Vanderbilt	38-42	40-34	78-76	+2	27-62/26-53	.435/.491	6-17/5-14	.353/.357	18-27/19-26	.667/.731	33/29	+4	19/13	15/17	3/2	12/8	28/22

Game-by-Game Leaders

	Points	Rebounds	Assists	Steals	Blocked Shots
Sam Houston	24-Aicha Coulibaly	10-Aicha Coulibaly	5-Honesty Scott-Grayson	5-Honesty Scott-Grayson	3-Kaitlyn Duhon
South Alabama	19-Aicha Coulibaly	7-Richardson/Duhon	3-Scott-Grayson/Shaw	3-Kaitlyn Duhon	2-Duhon/Graves
Georgia Tech	11-Coulibaly/Scott-Grayson	10-Mya Pratcher	4-Aicha Coulibaly	4-Aicha Coulibaly	1-(four players)
Alabama State	21-Aicha Coulibaly	11-Romi Levy	6-Sydney Shaw	6-Aicha Coulibaly	2-Wells/Levy
vs. Indiana	22-Coulibaly/Scott-Grayson	6-Honesty Scott-Grayson	5-Sydney Shaw	3-Aicha Coulibaly	2-Coulibaly/Pratcher
vs. Colorado State	16-Coulibaly/Scott-Grayson	9-Kharyssa Richardson	5-Aicha Coulibaly	2-Coulibaly/Bostic	(none)
Little Rock	20-Honesty Scott-Grayson	13-Romi Levy	3-Sydney Shaw	3-Kaitlyn Duhon	3-Kaitlyn Duhon
UCF	22-Honesty Scott-Grayson	12-Aicha Coulibaly	4-Aicha Coulibaly	2-(three players)	3-Sania Wells
UL-Lafayette	15-Shaw/Coulibaly	8-Romi Levy	6-Sydney Shaw	2-Duhon/Scott-Grayson	3-Levy/Coulibaly
North Carolina A&T	31-Honesty Scott-Grayson	6-Kharyssa Richardson	5-Sydney Shaw	5-Honesty Scott-Grayson	2-Kharyssa Richardson
Samford	14-Honesty Scott-Grayson	8-Sania Wells	6-Sydney Shaw	5-Romi Levy	2-(three players)
North Florida	17-Honesty Scott-Grayson	7-Kaitlyn Duhon	4-Sydney Shaw	4-Sydney Shaw	2-Mya Pratcher
at Ole Miss	13-Aicha Coulibaly	8-Kharyssa Richardson	3-Mar'Shaun Bostic	2-Mar'Shaun Bostic	1-Richardson/Bostic
Missouri	20-Aicha Coulibaly	7-Aicha Coulibaly	4-Jakayla Johnson	2-Mar'Shaun Bostic	1-Levy/Richardson
at South Carolina	16-Aicha Coulibaly	4-Coulibaly/Duhon	1-(four players)	4-Aicha Coulibaly	1-(three players)
Alabama	13-Sania Wells	5-Sydney Shaw	3-Mar'Shaun Bostic	2-Mar'Shaun Bostic	2-Mya Pratcher
at LSU	13-Precious Johnson	7-Honesty Scott-Grayson	3-J. Johnson/Scott-Grayson	3-Sania Wells	2-(two players)
at Mississippi State	15-Aicha Coulibaly	8-Aicha Coulibaly	4-Coulibaly/Levy	4-Aicha Coulibaly	3-Mar'Shaun Bostic
Ole Miss	31-Aicha Coulibaly	7-Aicha Coulibaly	4-Aicha Coulibaly	5-Aicha Coulibaly	1-(three players)
at Kentucky	20-Aicha Coulibaly	7-Honesty Scott-Grayson	6-Jakayla Johnson	4-Honesty Scott-Grayson	2-Kharyssa Richardson
Florida	15-Kharyssa Richardson	16-Kharyssa Richardson	4-Aicha Coulibaly	3-Sydney Shaw	2-Richardson/Shaw
Arkansas	11-Honesty Scott-Grayson	7-Kaitlyn Duhon	2-Coulibaly/Scott-Grayson	2-Coulibaly/Scott-Grayson	1-(four players)
South Carolina	15-Sydney Shaw	7-Oyindamola Akinbolawa	1-(three players)	2-Honesty Scott-Grayson	2-Romi Levy
at Alabama	15-Kharyssa Richardson	10-Aicha Coulibaly	2-Mar'Shaun Bostic	3-Honesty Scott-Grayson	1-(three players)
Texas A&M	18-Aicha Coulibaly	9-Aicha Coulibaly	4-Romi Levy	3-Bostic/Scott-Grayson	1-Richardson/Coulibaly
at Tennessee	23-Honesty Scott-Grayson	5-Levy/Richardson	6-Sania Wells	3-Honesty Scott-Grayson	2-Sydney Shaw
at Georgia	20-Aicha Coulibaly	7-Precious Johnson	7-Aicha Coulibaly	3-Honesty Scott-Grayson	1-(four players)
Vanderbilt	16-Honesty Scott-Grayson	4-(three players)	6-Honesty Scott-Grayson	5-Honesty Scott-Grayson	1-(three players)

2022-23 Starting Lineups

	Point Guard (1)	Wing (2)	Wing (3)	Wing (4)	Post (5)
Sam Houston (1)	Shaw	Scott-Grayson	Duhon	Coulibaly	Richardson
South Alabama	Shaw	Scott-Grayson	Duhon	Coulibaly	Richardson
Georgia Tech	Shaw	Scott-Grayson	Duhon	Coulibaly	Richardson
Alabama State	Shaw	Scott-Grayson	Duhon	Coulibaly	Richardson
vs. Indiana	Shaw	Scott-Grayson	Duhon	Coulibaly	Richardson
vs. Colorado State	Shaw	Scott-Grayson	Duhon	Coulibaly	Richardson
Little Rock (2)	Shaw	Scott-Grayson	J. Johnson	Levy	Coulibaly
UCF (3)	Wells	Scott-Grayson	J. Johnson	Levy	Coulibaly
UL-Lafayette (4)	Shaw	Scott-Grayson	J. Johnson	Levy	Coulibaly
North Carolina A&T (5)	Shaw	Scott-Grayson	Bostic	Levy	Richardson
Samford	Shaw	Scott-Grayson	Bostic	Levy	Richardson
North Florida (6)	Shaw	Scott-Grayson	J. Johnson	Levy	Richardson
at Ole Miss (7)	Shaw	P. Johnson	Coulibaly	Levy	Richardson
Missouri (8)	J. Johnson	Shaw	Coulibaly	Levy	Richardson
at South Carolina	J. Johnson	Shaw	Coulibaly	Levy	Richardson
Alabama (9)	J. Johnson	Shaw	Wells	Levy	P. Johnson
at LSU (10)	J. Johnson	Shaw	Scott-Grayson	Richardson	P. Johnson
at Mississippi State (11)	J. Johnson	Shaw	Scott-Grayson	Coulibaly	Richardson
Ole Miss	J. Johnson	Shaw	Scott-Grayson	Coulibaly	Richardson
at Kentucky	J. Johnson	Shaw	Scott-Grayson	Coulibaly	Richardson
Florida	J. Johnson	Shaw	Scott-Grayson	Coulibaly	Richardson
Arkansas	J. Johnson	Wells	Scott-Grayson	Coulibaly	Richardson
South Carolina	J. Johnson	Shaw	Scott-Grayson	Levy	Richardson
at Alabama (12)	Wells	Shaw	Scott-Grayson	Levy	Richardson
Texas A&M (13)	Shaw	Scott-Grayson	Coulibaly	Levy	Richardson
at Tennessee (14)	Wells	Scott-Grayson	Coulibaly	Levy	Richardson
at Georgia	Wells	J. Johnson	Scott-Grayson	Coulibaly	Richardson
Vanderbilt	Wells	J. Johnson	Scott-Grayson	Coulibaly	Richardson

Record by Starting Lineup (14)

Shaw, Scott-Grayson, Duhon, Coulibaly, Richardson	4-2 (.667)
Shaw, Scott-Grayson, J. Johnson, Coulibaly, Levy	2-0 (1.000)
Wells, Scott-Grayson, J. Johnson, Coulibaly, Levy	1-0 (1.000)
Shaw, Scott-Grayson, Bostic, Levy, Richardson	2-0 (1.000)
Shaw, Scott-Grayson, J. Johnson, Levy, Richardson	1-1 (.500)
Shaw, P. Johnson, Coulibaly, Levy, Richardson	0-1 (.000)
J. Johnson, Shaw, Coulibaly, Levy, Richardson	0-2 (.000)
J. Johnson, Shaw, Wells, Levy, P. Johnson	0-1 (.000)
J. Johnson, Shaw, Scott-Grayson, Richardson, P. Johnson.....	0-1 (.000)
J. Johnson, Shaw, Scott-Grayson, Coulibaly, Richardson	3-1 (.750)
J. Johnson, Wells, Scott-Grayson, Coulibaly, Richardson	1-2 (.333)
Wells, Shaw, Scott-Grayson, Levy, Richardson	0-1 (.000)
Shaw, Scott-Grayson, Coulibaly, Levy, Richardson	1-0 (1.000)
Wells, Scott-Grayson, Coulibaly, Levy, Richardson	0-1 (.000)



Johnnie HARRIS

Head Coach

Second Season at Auburn • 24th Season in college coaching

Pine Bluff, Ark. • Arkansas Baptist, 1996

Johnnie Harris enters her second year as head coach for Auburn women's basketball in 2022-23. A long-time Southeastern Conference assistant and 2018 WBCA National Assistant Coach of the Year, Harris was named Auburn women's basketball head coach on April 3, 2021.

Her first season on the Plains saw Auburn double its win total from the previous season and pick up three victories over nationally ranked opponents. Her first top-25 win came Nov. 21 with a 59-51 win at Georgia Tech, Auburn's first road win over a ranked foe since 2014. The biggest win of the season, and one of Auburn's biggest in decades, came Jan. 27 when the Tigers shocked No. 4 Tennessee 71-61 at home for their first SEC win of the season and their first win over a top-5 opponent since 1997. The Tigers added one more top-25 win, a 65-60 victory over No. 21 Georgia on Feb. 20. Sophomore Aicha Coulibaly was named to the All-SEC Second Team, and the Tigers landed a consensus top-25 recruiting class for 2022-23.

Prior to her arrival at Auburn, Harris spent 16 years combined at Arkansas, Texas A&M and Mississippi State, and spent the 2020-21 season as the Associate Head Coach at the University of Texas. She helped Texas to an Elite Eight appearance during the 2020-21 season, and she worked alongside Longhorn head coach Vic Schaefer the previous 10 years assisting Mississippi State to a pair of NCAA Championship game appearances. She was a central part of Mississippi State's success those eight seasons and is considered one of the nation's top recruiters.

Harris helped lead Mississippi State to a 221-62 [.781] record and five NCAA Tournament berths, including NCAA Championship Game appearances in 2017 and 2018. During that time, the Bulldogs also won the program's first Southeastern Conference regular-season championship and SEC Tournament Championship.

Harris' pupils in the past were some of the best in Mississippi State school history, led by Teaira McCowan, who Harris mentored during McCowan's record-setting junior and senior campaigns from 2017-19. The 2019 SEC Player of the Year and a consensus First-Team All-American, McCowan finished her career as Mississippi State's leader in rebounds and field-goal percentage, while ranking second in blocks and fourth in points and field-goals made.

The individual development McCowan showed during Mississippi State's run to a second consecutive national title game caught the attention of the coaching community, as Harris was tabbed the WBCA National Assistant Coach of the Year for the 2017-18 season.

In 2018-19, Harris helped transfer forward Anriel Howard combine with McCowan to create one of the best front courts in the country. In her lone season with the Bulldogs, Howard earned first-team All-SEC recognition by the AP and league coaches after averaging 16.4 points and 8.4 rebounds per game. Both McCowan [No. 3, Indiana Fever] and Howard [No. 24, Seattle Storm] were selected in the 2019 WNBA Draft.

Another Harris product, Chinwe Okorie, was an integral part of the Bulldogs' runs to the Final Four and 2016 Sweet 16 and finished her MSU career sixth in program annals in field-goal percentage, shooting 52.1 percent over 109 games. She raised her scoring average and field goal percentage each season of her three-year career, capped by her 7.5 ppg average on 56.4 percent shooting as a senior.

Harris helped guide Texas A&M to four Sweet 16 appearances in her five seasons, including the program's first national championship in 2010-11. During her tenure with the Aggies, Harris helped sign and mentor junior college All-Americans Danielle Adams and Tanisha Smith.

Prior to her stop in College Station, Harris spent three seasons at Arkansas, landing some of the Lady Razorbacks' top recruiting classes in program history. She signed Laura Ervin, a junior college All-American who went on to garner Second Team All-SEC accolades, as well as Freshman All-SEC selection Donica Cosby.

Harris has had the opportunity to learn from some of the game's top coaches, including Hall of Famer Kay Yow at N.C. State. She joined the program in the 2003-04 season and assisted the squad to the NCAA Tournament for the first time in two years. Her first recruiting class in Raleigh was rated as one of the best in the nation. She also garnered a commitment from Gillian Goring, the nation's No. 1 post player who went on to play for the Washington Mystics.

Prior to jumping to the Division I level, Harris made her mark on the junior college level as an assistant coach at Arkansas-Fort Smith, where she brought in key players who led the school to the NJCAA Final Four in 2004. In two seasons coaching under the legendary Louis Whorton, she inked the nation's No. 1 class and a 34-8 record. UAFS's 2002-03 team went 26-2 and won a share of the Bi-State Conference championship.

The Arkansas-Fort Smith position kept the Pine Bluff native in her home state after she started her coaching career as a graduate assistant at Little Rock. Her hard work at UALR earned her a promotion to a full-time assistant position in 2000.

Harris is the mother of two children, Marcus and Kiera, and the legal guardian of Lily. She also has two grandchildren, Samarah and Kaiden.

Harris Year-by-Year

Arkansas-Little Rock, Assistant Coach (1999-2001)

Year	Record	Conf.	Other Information
1999-00	5-23	1-15	
2000-01	6-22	0-16	

Arkansas-Fort Smith, Assistant Coach (2001-03)

Year	Record	Conf.	Other Information
2001-02	26-2		
2002-03	34-8		Conference Champions

NC State, Assistant Coach (2003-04)

Year	Record	Conf.	Other Information
2003-04	17-15	8-8	NCAA First Round

Arkansas, Assistant Coach (2004-07)

Year	Record	Conf.	Other Information
2004-05	17-14	3-11	WNIT Second Round
2005-06	13-15	5-9	
2006-07	18-13	3-11	

Texas A&M, Assistant Coach (2007-12)

Year	Record	Conf.	Other Information
2007-08	29-8	11-5	NCAA Elite Eight Big 12 Tournament Champions
2008-09	27-8	11-5	NCAA Sweet 16
2009-10	26-8	10-6	NCAA Second Round Big 12 Tournament Champions
2010-11	33-5	13-3	National Champions
2011-12	24-11	11-7	NCAA Sweet 16

Mississippi State, Associate Head Coach (2013-20)

Year	Record	Conf.	Other Information
2012-13	13-17	5-11	
2013-14	22-14	5-11	WNIT Quarterfinals
2014-15	27-7	11-5	NCAA Second Round
2015-16	28-8	11-5	NCAA Sweet 16
2016-17	34-5	13-3	National Runner-Up
2017-18	37-2	16-0	National Runner-Up SEC Regular Season Champions
2018-19	33-3	15-1	NCAA Elite Eight SEC Regular Season & Tournament Champions
2019-20	27-6	13-3	(no postseason; pandemic)

Texas, Associate Head Coach (2020-21)

Year	Record	Conf.	Other Information
2020-21	21-10	11-7	NCAA Elite Eight

Auburn, Head Coach (2021-)

Year	Record	Conf.	Other Information
2021-22	10-18	2-14	
2022-23	15-13	5-11	



Amoura GRAVES

#0

Sophomore • Guard/Forward • 6-0
Ponchatoula, La. • Ponchatoula HS

- Season-high 5 points, career-high 3 assists in win over Alabama State (11/20)
- 4 rebounds, 2 blocks in 17 minutes off the bench in win over South Alabama (11/10)
- Averaged 1.8 points, 1.8 rebounds, 0.5 steals over 26 games as a freshman
- Career-high 8 points, 4 rebounds, 2 steals, 2 assists at Vanderbilt (1/30/22)
- 2020 LSWA All-State First Team; averaged 23.5 points/game as HS junior
- Led Ponchatoula HS to 31-1 record and state No. 1 ranking as a senior
- Ranked No. 203 overall prospect nationally by Prospects Nation

SEASON HIGHS

Points	5	vs Alabama State	11/20/22
Rebounds	4	vs South Alabama	11/10/22
Assists	3	vs Alabama State	11/20/22
Blocks	2	vs South Alabama	11/10/22
Steals	1	vs Alabama State	11/20/22
Field Goals	2	vs Alabama State	11/20/22
Field Goal Attempts	3	vs South Alabama	11/10/22
3-Point Field Goals	1	vs Alabama State	11/20/22
3-Point FG Attempts	3	vs South Alabama	11/10/22
Free Throws			
Free Throw Attempts			

Opponent	Start	Min.	FG-A	3PT-A	FT-A	O-D-T	PF	Ast.	TO	Blk.	St.	Pts.
SAM HOUSTON		10	0-1	0-0	0-0	0-0-0	2	0	1	0	0	0
SOUTH ALABAMA		17	0-3	0-3	0-0	1-3-4	1	0	2	2	0	0
GEORGIA TECH						--DNP--						
ALABAMA STATE		13	2-2	1-1	0-0	1-1-2	1	3	0	0	1	5
vs. Indiana						--DNP--						
vs. Colorado State						--DNP--						
LITTLE ROCK						--DNP--						
UCF						--DNP--						
UL-LAFAYETTE						--DNP--						
NORTH CAROLINA A&T						--DNP--						
SAMFORD						--DNP--						
NORTH FLORIDA						--DNP--						
at Ole Miss						--DNP--						
MISSOURI						--DNP--						
at South Carolina						--DNP--						
ALABAMA						--DNP--						
at LSU						--DNP--						
at Mississippi State						--DNP--						
OLE MISS						--DNP--						
at Kentucky						--DNP--						
FLORIDA						--DNP--						
ARKANSAS						--DNP--						
SOUTH CAROLINA						--DNP--						
at Alabama						--DNP--						
TEXAS A&M						--DNP--						
at Tennessee						--DNP--						
at Georgia						--DNP--						
VANDERBILT						--DNP--						

CAREER HIGHS

Points	8	2x; last at Vanderbilt	1/30/22
Rebounds	5	at Arkansas	2/10/22
Assists	3	vs Alabama State	11/20/22
Blocks	2	2x; last vs Alabama State	11/20/22
Steals	2	4x; last at Vanderbilt	1/30/22
Field Goals	3	2x; last at Vanderbilt	1/30/22
Field Goal Attempts	5	at Vanderbilt	1/30/22
3-Point Field Goals	2	2x; last at Vanderbilt	1/30/22
3-Point FG Attempts	3	3x; last vs South Alabama	11/10/22
Free Throws	2	2x; last at Arkansas	2/10/22
Free Throw Attempts	2	4x; last at Arkansas	2/10/22

GRAVES' CAREER STATISTICS

SEASON	TEAM	GP-GS	MIN/AVG	Field Goals		3-Point		F-Throws		Rebounds				Scoring						
				FG-FGA	FG%	3FG-3FGA	3FG%	FT-FTA	FT%	OFF	DEF	TOT	AVG	PF-FO	A	TO	BLK	STL	PTS	AVG
2021-22	AUB	26-0	308/11.8	17-51	.333	7-22	.318	5-9	.556	23	23	46	1.8	19-0	7	7	3	12	46	1.8
2022-23	AUB	3-0	41/13.5	2-6	.333	1-4	.250	0-0	.000	2	4	6	2.0	4-0	3	3	2	1	5	1.7
TOTAL		29-0	348/12.0	19-57	.333	8-26	.308	5-9	.556	25	27	52	1.8	23-0	10	10	5	13	51	1.8



Mya PRATCHER

#1

Freshman • Forward • 6-1
 Memphis, Tenn. • Bartlett HS

- Season-high 8 points, all from the free-throw line, vs. Samford (12/18)
- Grabbed season-high 10 rebounds vs. Georgia Tech (11/16)
- Scored 5 points in Auburn debut vs. Sam Houston (11/8)
- Averaged 7.6 points, 5.2 rebounds, 1.8 steals, 1.5 assists as high school senior at Bartlett HS in Memphis
- No. 4-ranked player in Tennessee class of 2022 by Prep Girls Hoops
- 2021 All-Metro Division I team as a junior

SEASON/CAREER HIGHS

Points		
8	vs Samford	12/18/22
Rebounds		
10	vs Georgia Tech	11/16/22
Assists		
1	2x; last vs. Missouri	1/1/23
Blocks		
2	4x; last vs. Alabama	1/8/23
Steals		
1	7x; last vs. Ole Miss	1/22/23
Field Goals		
3	vs Georgia Tech	11/16/22
Field Goal Attempts		
7	vs Georgia Tech	11/16/22
3-Point Field Goals		
3-Point FG Attempts		
1	vs Georgia Tech	11/16/22
Free Throws		
8	vs Samford	12/18/22
Free Throw Attempts		
10	vs Samford	12/18/22

Opponent	Start	Min.	FG-A	3PT-A	FT-A	O-D-T	PF	Ast.	TO	Blk.	St.	Pts.
SAM HOUSTON		16	1-2	0-0	3-3	0-1-1	3	0	1	0	0	5
SOUTH ALABAMA						--DNP--						
GEORGIA TECH		18	3-7	0-1	0-0	6-4-10	2	0	2	0	1	6
ALABAMA STATE		13	1-4	0-0	0-0	0-3-3	0	0	2	0	0	2
vs. Indiana		7	0-1	0-0	0-0	1-1-2	0	0	0	2	0	0
vs. Colorado State		5	0-0	0-0	0-0	0-2-2	0	0	1	0	0	0
LITTLE ROCK		18	0-2	0-0	0-2	2-3-5	2	0	3	1	1	0
UCF		9	2-2	0-0	0-0	0-2-2	3	0	1	2	1	4
UL-LAFAYETTE		13	1-2	0-0	1-2	0-2-2	1	0	0	0	1	3
NORTH CAROLINA A&T		18	1-2	0-0	1-2	4-0-4	4	0	0	0	0	3
SAMFORD		14	0-0	0-0	8-10	1-2-3	3	1	2	1	1	8
NORTH FLORIDA		18	0-2	0-0	0-0	0-3-3	1	0	3	2	0	0
at Ole Miss		11	1-2	0-0	0-0	0-1-1	2	0	0	0	0	2
MISSOURI		20	0-4	0-0	5-6	1-2-3	1	1	2	0	1	5
at South Carolina		10	0-0	0-0	0-0	0-1-1	0	0	1	0	0	0
ALABAMA		18	0-2	0-0	0-2	1-2-3	1	0	0	2	0	0
at LSU		7	0-0	0-0	0-0	0-0-0	0	0	0	0	0	0
at Mississippi State		2	0-1	0-0	0-0	1-0-1	0	0	0	0	0	0
OLE MISS		13	0-1	0-0	0-0	0-2-2	2	0	0	0	1	0
at Kentucky		8	0-1	0-0	0-0	0-0-0	0	0	0	0	0	0
FLORIDA		1	0-0	0-0	0-0	0-0-0	0	0	0	0	0	0
ARKANSAS		13	0-3	0-0	0-0	0-6-6	1	0	0	1	0	0
SOUTH CAROLINA		21	0-2	0-0	0-0	0-1-1	1	0	0	1	0	0
at Alabama		4	0-0	0-0	0-0	0-0-0	1	0	0	0	0	0
TEXAS A&M		2	0-0	0-0	0-0	0-0-0	1	0	0	0	0	0
at Tennessee						--DNP--						
at Georgia		2	0-0	0-0	0-0	0-1-1	0	0	0	0	0	0
VANDERBILT		3	0-1	0-0	0-0	0-0-0	2	0	1	0	0	0

PRATCHER'S CAREER STATISTICS

SEASON	TEAM	GP-GS	MIN/AVG	Field Goals		3-Point		F-Throws		Rebounds				Scoring						
				FG-FGA	FG%	3FG-3FGA	3FG%	FT-FTA	FT%	OFF	DEF	TOT	AVG	PF-FO	A	TO	BLK	STL	PTS	AVG
2022-23	AUB	26-0	284/10.9	9-42	.214	0-1	.000	18-27	.667	14	42	56	2.2	30-0	4	22	12	9	36	1.4
TOTAL		26-0	284/10.9	9-42	.214	0-1	.000	18-27	.667	14	42	56	2.2	30-0	4	22	12	9	36	1.4



Sania WELLS

#2

Senior • Guard • 5-7
Moss Point, Miss. • East Central HS

- Scored Auburn's last 10 points of the game and was 10-10 at the FT line in the 4th quarter in win over Texas A&M (2/16)
- Season-high 16 points on 6-8 FG and 4-4 FT in win at Kentucky (1/26); has 10+ points in 3 SEC games (13 vs. South Carolina, Alabama)
- Career-high 8 rebounds along with 10 points, 3 assists, 3 steals vs. Samford (12/18)
- Scored 12 points and had 4 assists off the bench in season-opener vs. Sam Houston (11/8)
- Set Auburn single-season record and led SEC in free-throw percentage in 2021-22, hitting 90.5% (76-84) at the free throw line; ranked 7th in NCAA
- Started 25 games, played in 27 as a junior; averaged 9.1 points, 2.3 rebounds, 2.6 assists, 1.1 steals
- Matched career-high with 3 steals, had 11 points and was 6-6 FTs in win over #4 Tennessee (1/27/22)
- Career-high 20 points in OT loss at Missouri (1/6/22)
- Career-high 7 assists, 6-6 FT in win over Alabama State (11/16/21)

SEASON HIGHS

Points	16	at Kentucky	1/26/23
Rebounds	8	vs Samford	12/18/22
Assists	6	at Tennessee	2/19/23
Blocks	3	vs. UCF	12/3/22
Steals	3	2x; last at LSU	1/15/23
Field Goals	6	2x; last at Kentucky	1/26/23
Field Goal Attempts	12	at Alabama	2/12/23
3-Point Field Goals	3	vs. UL-Lafayette	12/11/22
3-Point FG Attempts	5	7x; last vs. Vanderbilt	2/26/23
Free Throws	11	vs. Texas A&M	2/16/23
Free Throw Attempts	12	vs. Texas A&M	2/16/23

Opponent	Start	Min.	FG-A	3PT-A	FT-A	O-D-T	PF	Ast.	TO	Blk.	St.	Pts.
SAM HOUSTON		22	4-10	1-2	3-3	0-1-1	2	4	1	1	0	12
SOUTH ALABAMA		14	1-6	0-2	2-2	1-0-1	1	2	0	1	1	4
GEORGIA TECH		4	0-1	0-1	0-0	1-0-1	1	0	2	0	0	0
ALABAMA STATE		15	3-7	2-5	2-3	0-3-3	0	0	1	2	0	10
vs. Indiana		8	2-2	1-1	0-0	0-1-1	0	0	0	0	0	5
vs. Colorado State		20	4-5	0-0	1-2	1-1-2	1	2	0	0	1	9
LITTLE ROCK		21	2-9	0-2	0-0	0-1-1	2	1	0	0	1	4
UCF	*	29	0-5	0-1	1-4	0-2-2	1	3	1	3	2	1
UL-LAFAYETTE		11	3-5	3-5	1-2	1-1-2	2	1	3	0	1	10
NORTH CAROLINA A&T		17	0-7	0-3	0-0	1-2-3	1	0	3	0	2	0
SAMFORD		18	4-9	2-5	0-0	1-7-8	2	3	3	0	3	10
NORTH FLORIDA		19	3-5	1-3	0-0	0-0-0	2	1	4	0	1	7
at Ole Miss		19	0-6	0-1	0-0	0-2-2	4	0	0	0	1	0
MISSOURI		26	3-8	1-5	1-1	0-1-1	2	0	1	0	1	8
at South Carolina		25	6-8	0-0	1-2	0-2-2	1	0	1	1	1	13
ALABAMA	*	32	4-11	2-5	3-4	0-1-1	1	0	5	0	0	13
at LSU		23	3-9	1-6	2-6	0-0-0	2	1	1	0	3	9
at Mississippi State		4	0-1	0-1	0-0	0-0-0	1	0	1	0	0	0
OLE MISS		22	1-4	0-0	2-2	0-1-1	1	0	1	0	0	4
at Kentucky		30	6-8	0-0	4-4	0-4-4	3	1	1	0	1	16
FLORIDA		25	2-8	0-1	5-6	1-1-2	0	1	1	0	0	9
ARKANSAS	*	9	0-3	0-1	0-0	0-2-2	0	0	2	0	0	0
SOUTH CAROLINA		15	2-4	1-1	0-0	0-1-1	1	0	0	0	0	5
at Alabama	*	30	2-12	0-5	2-2	1-3-4	2	0	0	1	2	6
TEXAS A&M		14	1-1	0-0	11-12	0-1-1	1	0	0	0	0	13
at Tennessee	*	22	3-6	2-4	2-4	0-1-1	4	6	1	0	1	10
at Georgia	*	22	0-2	0-1	0-0	0-1-1	2	0	4	0	1	0
VANDERBILT	*	19	5-9	2-5	1-1	0-1-1	3	0	2	0	1	13

CAREER HIGHS

Points	20	at Missouri	1/6/22
Rebounds	8	vs Samford	12/18/22
Assists	7	vs Alabama State	11/16/21
Blocks	3	vs. UCF	12/3/22
Steals	3	5x; last at LSU	1/15/23
Field Goals	9	at Missouri	1/6/22
Field Goal Attempts	20	at Missouri	1/6/22
3-Point Field Goals	3	2x; last vs. UL-Lafayette	12/11/22
3-Point FG Attempts	6	vs. South Alabama	12/13/20
Free Throws	11	vs. Texas A&M	2/16/23
Free Throw Attempts	12	vs. Texas A&M	2/16/23

WELLS' CAREER STATISTICS

SEASON	TEAM	GP-GS	MIN/AVG	Field Goals			3-Point		F-Throws		Rebounds				Scoring					
				FG-FGA	FG%	3FG-3FGA	3FG%	FT-FTA	FT%	OFF	DEF	TOT	AVG	PF-FO	A	TO	BLK	STL	PTS	AVG
2019-20	AUB	25-0	214/8.6	14-47	.298	3-17	.176	10-14	.714	5	15	20	0.8	26-0	13	17	0	5	41	1.6
2020-21	AUB	23-1	331/14.4	23-95	.242	11-42	.262	18-28	.643	6	13	19	0.8	33-0	18	18	1	9	75	3.3
2021-22	AUB	27-25	770/28.5	77-230	.335	15-57	.263	76-84	.905	12	51	63	2.3	64-2	70	45	6	29	245	9.1
2022-23	AUB	28-7	532/19.0	64-171	.374	19-66	.288	44-60	.733	8	41	49	1.8	43-0	26	40	9	24	191	6.8
TOTAL		103-33	1847/17.9	178-543	.328	48-182	.264	148-186	.796	31	120	151	1.5	166-2	127	120	16	67	552	5.4



Jakayla JOHNSON

#3

Junior • Guard • 5-9
Clinton, Miss. • Clinton HS • Jones College

- Matched season-high with 9 points against Arkansas, all in second half (2/5)
- Career-best 6 assists in win at Kentucky (1/26)
- Season-high 9 points, 6 rebounds, 4 assists while playing PG for first time vs. Missouri (1/1)
- Scored 8 points along with 2 steals, 2 rebounds in win over UCF (12/3)
- Made first Division 1 start vs. Little Rock (11/30); scored 4 points with 1 block, 1 rebound, 1 steal
- Transferred to Auburn in spring of 2022 but did not play while rehabbing knee injury
- Played five games in 2021-22 at Jones College, averaging 16.8 pts, 2.8 rebs, 3.0 asts, 2.8 stls; suffered season-ending injury in December
- 2021 WBCA Two-Year College Coaches All-American; First Team All-Mississippi Association Community Colleges
- Led Jones College to first-ever NJCAA No. 1 national ranking in 2020-21

SEASON/CAREER HIGHS

Points	9	2x; last vs. Arkansas	2/5/23
Rebounds	6	vs. Missouri	1/1/23
Assists	6	at Kentucky	1/26/23
Blocks	2	vs Sam Houston	11/8/22
Steals	2	4x; last at Georgia	2/23/23
Field Goals	4	vs. Arkansas	2/5/23
Field Goal Attempts	6	vs. Arkansas	2/5/23
3-Point Field Goals	2	vs Samford	12/18/22
3-Point FG Attempts	2	3x; last vs. Missouri	1/1/23
Free Throws	4	vs. Missouri	1/1/23
Free Throw Attempts	4	vs. Missouri	1/1/23

Opponent	Start	Min.	FG-A	3PT-A	FT-A	O-D-T	PF	Ast.	TO	Blk.	St.	Pts.
SAM HOUSTON		11	0-4	0-0	2-2	0-2-2	4	0	1	2	2	2
SOUTH ALABAMA		10	0-1	0-0	2-2	0-0-0	0	0	0	0	0	2
GEORGIA TECH		20	2-3	0-0	0-1	2-3-5	1	0	0	0	0	4
ALABAMA STATE		8	1-1	0-0	0-0	0-1-1	3	0	0	0	1	2
vs. Indiana		8	0-4	0-1	0-0	2-0-2	2	0	1	0	0	0
vs. Colorado State		14	2-4	1-2	0-0	1-2-3	0	0	0	0	0	5
LITTLE ROCK	*	21	2-6	0-1	0-0	0-1-1	0	0	0	1	1	4
UCF	*	20	3-5	0-1	2-2	2-0-2	1	1	1	0	2	8
UL-LAFAYETTE	*	15	1-1	1-1	0-0	2-1-3	2	1	1	0	1	3
NORTH CAROLINA A&T						--DNP--						
SAMFORD		17	3-4	2-2	0-0	1-1-2	1	3	2	1	1	8
NORTH FLORIDA	*	19	1-4	0-1	1-2	0-1-1	0	1	0	1	2	3
at Ole Miss		22	1-4	0-1	0-0	0-4-4	0	0	3	0	1	2
MISSOURI	*	34	2-3	1-2	4-4	2-4-6	4	4	1	0	0	9
at South Carolina	*	14	0-3	0-1	0-0	0-0-0	0	0	1	0	0	0
ALABAMA	*	22	1-2	0-0	0-0	1-0-1	2	1	2	0	1	2
at LSU	*	22	1-7	0-1	0-0	2-3-5	1	3	0	0	0	2
at Mississippi State	*	15	0-4	0-1	0-0	0-0-0	0	0	1	0	0	0
OLE MISS	*	14	0-2	0-0	0-0	0-3-3	2	1	2	0	1	0
at Kentucky	*	28	2-5	0-1	0-0	1-1-2	4	6	3	0	1	4
FLORIDA	*	22	1-5	1-2	0-0	0-3-3	4	4	2	0	0	3
ARKANSAS	*	24	4-6	1-1	0-2	0-1-1	4	0	5	0	0	9
SOUTH CAROLINA	*	18	0-3	0-0	0-0	0-2-2	1	0	0	0	0	0
at Alabama		5	0-2	0-2	0-0	0-0-0	1	0	0	0	0	0
TEXAS A&M		5	0-0	0-0	0-0	0-0-0	0	1	0	0	0	0
at Tennessee		5	0-1	0-1	0-0	0-0-0	1	2	0	0	1	0
at Georgia	*	14	0-0	0-0	0-0	0-2-2	1	3	2	0	2	0
VANDERBILT	*	13	0-1	0-0	0-0	0-0-0	1	2	0	0	1	0

JOHNSON'S CAREER STATISTICS

SEASON	TEAM	GP-GS	MIN/AVG	Field Goals		3-Point		F-Throws		Rebounds				Scoring						
				FG-FGA	FG%	3FG-3FGA	3FG%	FT-FTA	FT%	OFF	DEF	TOT	AVG	PF-FO	A	TO	BLK	STL	PTS	AVG
2022-23	AUB	27-16	441/16.3	27-85	.318	7-22	.318	11-15	.733	16	35	51	1.9	40-0	33	28	4	18	72	2.7
TOTAL		27-16	441/16.3	27-85	.318	7-22	.318	11-15	.733	16	35	51	1.9	40-0	33	28	4	18	72	2.7



Kaitlyn DUHON

#4

Freshman • Guard • 5-10
Houston, Texas. • Summer Creek HS

- Best game in SEC play game against Arkansas; 6 points, 7 rebounds, 1 assists, 1 block, 1 steal in 25 minutes (2/5)
- Monster game vs. South Alabama with 17 points (7-11 FG), 7 rebounds, 3 steals (11/10)
- Equaled season-highs with 3 blocks and 3 steals vs. Little Rock (11/30); also had 8 points and 3 rebounds
- Had 9 points, 8 rebounds, 3 blocks in Auburn debut vs. Sam Houston (11/8)
- Fast, aggressive, lock-down defender
- Averaged 17 points, 7 rebounds, 3 steals, 49% FG as high school senior
- All-Greater Houston Player of the Year in 2022 by Houston Chronicle
- Led Summer Creek HS to region championship and state semifinals as a senior
- State runner-up in long jump (19 feet, 8.25 inches)

SEASON/CAREER HIGHS

Points	17	vs South Alabama	11/10/22
Rebounds	8	vs Sam Houston	11/8/22
Assists	2	vs. UL-Lafayette	12/11/22
Blocks	3	2x; last vs. Little Rock	11/30/22
Steals	3	2x; last vs. Little Rock	11/30/22
Field Goals	7	vs South Alabama	11/10/22
Field Goal Attempts	11	vs South Alabama	11/10/22
3-Point Field Goals	1	vs. Indiana	11/25/22
3-Point FG Attempts	3	vs. Indiana	11/25/22
Free Throws	3	2x; last vs South Alabama	11/10/22
Free Throw Attempts	4	3x; last vs. Arkansas	2/5/23

Opponent	Start	Min.	FG-A	3PT-A	FT-A	O-D-T	PF	Ast.	TO	Blk.	St.	Pts.
SAM HOUSTON	*	28	3-9	0-0	3-4	3-5-8	3	0	2	3	1	9
SOUTH ALABAMA	*	26	7-11	0-2	3-4	5-2-7	3	0	1	2	3	17
GEORGIA TECH	*	22	3-9	0-1	0-0	3-0-3	3	0	2	0	0	6
ALABAMA STATE	*	16	1-6	0-1	1-2	1-0-1	3	1	1	0	0	3
vs. Indiana	*	15	2-7	1-3	2-2	1-2-3	2	1	0	0	0	7
vs. Colorado State	*	17	2-6	0-0	0-2	1-1-2	4	1	1	0	0	4
LITTLE ROCK		21	3-4	0-0	2-2	1-2-3	3	0	0	3	3	8
UCF		13	3-5	0-0	0-0	1-1-2	4	0	0	0	2	6
UL-LAFAYETTE		14	2-2	0-0	0-0	0-0-0	2	2	2	1	2	4
NORTH CAROLINA A&T		17	3-5	0-0	0-0	1-2-3	4	1	1	1	1	6
SAMFORD		15	1-3	0-0	2-2	0-0-0	1	1	1	0	0	4
NORTH FLORIDA		17	3-8	0-1	0-0	1-6-7	0	0	2	1	0	6
at Ole Miss		7	0-1	0-0	2-2	0-1-1	0	1	0	0	1	2
MISSOURI		11	1-2	0-0	0-0	0-1-1	0	0	2	0	1	2
at South Carolina		14	0-4	0-0	0-0	4-0-4	1	0	0	1	0	0
ALABAMA		3	0-0	0-0	0-0	0-1-1	1	0	0	0	0	0
at LSU		9	1-2	0-0	0-0	0-1-1	1	0	1	0	0	2
at Mississippi State						--DNP--						
OLE MISS		11	0-2	0-0	0-0	0-1-1	1	0	0	0	0	0
at Kentucky		3	0-0	0-0	0-0	0-0-0	0	0	2	0	0	0
FLORIDA		1	0-0	0-0	0-0	0-0-0	0	0	0	0	0	0
ARKANSAS		25	2-6	0-2	2-4	2-5-7	2	1	2	1	1	6
SOUTH CAROLINA		17	1-6	0-0	0-0	0-1-1	2	1	1	0	1	2
at Alabama		23	2-6	0-0	1-2	0-0-0	3	1	0	0	1	5
TEXAS A&M		5	0-2	0-0	0-2	1-1-2	2	0	0	0	0	0
at Tennessee		16	1-2	0-0	2-2	0-2-2	2	1	1	0	1	4
at Georgia		8	0-0	0-0	0-0	0-0-0	1	0	0	0	0	0
VANDERBILT		7	2-3	0-0	0-0	1-1-2	2	1	0	0	0	4

DUHON'S CAREER STATISTICS

SEASON	TEAM	GP-GS	MIN/AVG	Field Goals		3-Point		F-Throws		Rebounds				Scoring						
				FG-FGA	FG%	3FG-3FGA	3FG%	FT-FTA	FT%	OFF	DEF	TOT	AVG	PF-FO	A	TO	BLK	STL	PTS	AVG
2022-23	AUB	27-6	380/14.1	43-111	.387	1-10	.100	20-30	.667	26	36	62	2.3	50-0	13	22	13	18	107	4.0
TOTAL		27-6	380/14.1	43-111	.387	1-10	.100	20-30	.667	26	36	62	2.3	50-0	13	22	13	18	107	4.0



Aicha COULIBALY

#5

Junior • Guard/Forward • 6-0
Mali • IMG Academy (Fla.)

****2023 All-SEC Second Team****

All-SEC Second Team for second straight season

- Leads Auburn in scoring (16.4), rebounding (6.3), assists (2.5) and steals (2.2); 6th in SEC in scoring, 3rd in steals
- Four double-doubles this season; 24/10 vs. Sam Houston, 17/12 vs. UCF, 14/11 vs. Florida; 13/10 at Alabama
- Career-high 7 assists, most by Auburn player this season, along with 20 points and 6 rebounds at Georgia (2/23)
- Career-high 31 points along with 7 rebounds, 5 steals, 4 assists in OT win over Ole Miss (1/22)
- Started all 28 games as a sophomore; led Auburn with 17.1 points, 7.5 rebounds, 2.2 steals per game
- Recorded five double-doubles in 2022-23; had nine games with 20+ points with a career-high of 27 vs. Charleston Southern
- Played for Mali's national team at FIBA U16 African Championships in 2017, leading her team to tournament championship
- Is Auburn's third women's basketball player from Africa, along with Crispina Correia (Cape Verde, 2001-03) and Khady Dieng (Senegal, 2013-17)

SEASON HIGHS

Points		
31	vs. Ole Miss	1/22/23
Rebounds		
12	vs. UCF	12/3/22
Assists		
7	at Georgia	2/23/23
Blocks		
3	vs. UL-Lafayette	12/11/22
Steals		
6	vs Alabama State	11/20/22
Field Goals		
10	2x; last vs. Ole Miss	1/22/23
Field Goal Attempts		
21	at South Carolina	1/5/23
3-Point Field Goals		
2	vs South Alabama	11/10/22
3-Point FG Attempts		
5	vs South Alabama	11/10/22
Free Throws		
9	vs South Alabama	11/10/22
Free Throw Attempts		
11	2x; last vs. Indiana	11/25/22

Opponent	Start	Min.	FG-A	3PT-A	FT-A	O-D-T	PF	Ast.	TO	Blk.	St.	Pts.
SAM HOUSTON	*	31	10-15	1-1	3-3	3-7-10	3	3	1	1	2	24
SOUTH ALABAMA	*	31	4-12	2-5	9-11	1-4-5	3	0	1	1	2	19
GEORGIA TECH	*	33	2-13	0-3	7-9	4-3-7	1	4	1	1	4	11
ALABAMA STATE	*	26	8-15	1-2	4-8	3-4-7	1	1	3	0	6	21
vs. Indiana	*	37	7-17	0-2	8-11	3-0-3	3	1	4	2	3	22
vs. Colorado State	*	29	5-11	0-3	6-6	0-2-2	0	5	2	0	2	16
LITTLE ROCK	*	11	2-6	0-0	2-2	0-2-2	3	0	1	0	1	6
UCF	*	32	7-18	1-3	2-2	3-9-12	1	4	1	2	1	17
UL-LAFAYETTE	*	29	6-12	1-3	2-3	1-6-7	4	0	3	3	0	15
NORTH CAROLINA A&T						--DNP--						
SAMFORD						--DNP--						
NORTH FLORIDA						--DNP--						
at Ole Miss	*	28	4-11	0-2	5-8	2-3-5	2	1	2	0	0	13
MISSOURI	*	31	7-15	0-3	6-8	1-6-7	2	1	2	0	0	20
at South Carolina	*	34	7-21	1-3	1-2	2-2-4	1	1	3	0	4	16
ALABAMA						--DNP--						
at LSU						--DNP--						
at Mississippi State	*	38	7-15	0-2	1-3	2-6-8	0	4	2	0	4	15
OLE MISS	*	36	12-20	1-3	6-8	1-6-7	2	4	4	0	5	31
at Kentucky	*	35	7-16	1-2	5-9	2-1-3	0	4	5	0	3	20
FLORIDA	*	31	5-15	0-1	4-6	3-8-11	2	5	2	0	1	14
ARKANSAS	*	26	0-8	0-1	1-4	2-4-6	2	2	5	0	2	1
SOUTH CAROLINA						--DNP--						
at Alabama		36	6-20	0-4	1-4	5-5-10	2	1	3	1	2	13
TEXAS A&M	*	34	8-11	1-3	1-5	4-5-9	3	1	5	1	2	18
at Tennessee	*	26	7-14	1-2	0-1	2-2-4	5	3	2	0	0	15
at Georgia	*	34	9-19	0-1	2-3	4-2-6	4	7	2	1	2	20
VANDERBILT	*	39	4-18	0-0	6-8	3-1-4	1	4	2	0	2	14

CAREER HIGHS

Points		
31	vs. Ole Miss	1/22/23
Rebounds		
13	at Old Dominion	11/14/21
Assists		
7	at Georgia	2/23/23
Blocks		
3	2x; last vs. UL-Lafayette	12/11/22
Steals		
6	2x; last vs Alabama State	11/20/22
Field Goals		
10	6x; last vs. Ole Miss	1/22/23
Field Goal Attempts		
21	2x; last at South Carolina	1/5/23
3-Point Field Goals		
2	3x; last vs South Alabama	11/10/22
3-Point FG Attempts		
5	vs South Alabama	11/10/22
Free Throws		
11	vs. Charleston So.	11/26/21
Free Throw Attempts		
14	vs. Charleston So.	11/26/21

COULIBALY'S CAREER STATISTICS

SEASON	TEAM	GP-GS	MIN/AVG	Field Goals		3-Point		F-Throws		Rebounds				Scoring						
				FG-FGA	FG%	3FG-3FGA	3FG%	FT-FTA	FT%	OFF	DEF	TOT	AVG	PF-FO	A	TO	BLK	STL	PTS	AVG
2020-21	AUB	23-7	436/19.0	45-128	.352	5-33	.152	23-37	.622	22	49	71	3.1	38-0	19	24	10	20	118	5.1
2021-22	AUB	28-28	908/32.4	175-397	.441	13-58	.224	115-177	.650	77	132	209	7.5	82-2	45	101	19	61	478	17.1
2022-23	AUB	22-21	686/31.2	134-322	.416	11-49	.224	82-124	.661	51	88	139	6.3	45-1	56	56	14	48	361	16.4
TOTAL		73-56	2029/27.8	354-847	.418	29-140	.207	220-338	.651	150	269	419	5.7	165-3	120	181	43	129	957	13.1



Sydney SHAW

#10

Freshman • Guard • 5-9
Miami, Fla. • DME Academy

- Matched career-high with 15 points (3-4 3FG) vs. #1 South Carolina (2/9)
- Named SEC Freshman of the Week (12/28) after 14-point, 4-assist, 4-steal effort vs. North Florida (12/20)
- Season-best 4 steals, matched season-high with 6 assists vs. Samford (12/18)
- Career-high 15 points on 5-7 FG plus 6 assists in win over Louisiana-Lafayette (12/11); followed up with a 14-point, 5 assist night vs. N.C. A&T
- 8 points, season-high 6 assists in win over Alabama State (11/20)
- 12 points on 5-8 shooting (2-2 3FG), 3 assists, 1 blocks in Auburn debut vs. Sam Houston (11/8)
- No. 43 overall prospect on signing day in class of 2022 by ESPN HoopGurlz
- Averaged 12.5 points, 4.6 rebounds, 3.0 assists, 2.3 steals as HS senior at DME Academy
- Led American Heritage HS to fourth straight 5A state title as a junior in 2021


SEASON/CAREER HIGHS

Points	15	2x; last vs. South Carolina	2/9/23
Rebounds	5	2x; last at LSU	1/15/23
Assists	6	3x; last vs Samford	12/18/22
Blocks	2	2x; last at Tennessee	2/19/23
Steals	4	2x; last vs. North Florida	12/20/22
Field Goals	6	vs. South Carolina	2/9/23
Field Goal Attempts	16	vs. South Carolina	2/9/23
3-Point Field Goals	3	3x; last vs. South Carolina	2/9/23
3-Point FG Attempts	6	4x; last vs. Alabama	1/8/23
Free Throws	3	vs. Vanderbilt	2/26/23
Free Throw Attempts	3	vs. Vanderbilt	2/26/23

Opponent	Start	Min.	FG-A	3PT-A	FT-A	O-D-T	PF	Ast.	TO	Blk.	St.	Pts.
SAM HOUSTON	*	17	5-8	2-2	0-0	1-1-2	2	3	4	1	0	12
SOUTH ALABAMA	*	29	3-9	0-4	2-2	0-3-3	0	3	3	1	1	8
GEORGIA TECH	*	24	2-14	1-5	0-0	1-3-4	2	3	3	1	1	5
ALABAMA STATE	*	24	3-8	2-6	0-0	0-1-1	1	6	1	0	2	8
vs. Indiana	*	33	3-8	2-6	0-0	0-2-2	1	5	2	0	0	8
vs. Colorado State	*	23	3-7	3-5	0-0	0-3-3	2	0	1	0	0	9
LITTLE ROCK	*	22	3-5	0-1	0-0	0-2-2	0	3	1	0	0	6
UCF		16	4-7	1-2	0-0	0-3-3	1	2	2	0	0	9
UL-LAFAYETTE	*	30	5-7	3-4	2-2	0-1-1	0	6	4	1	1	15
NORTH CAROLINA A&T	*	33	5-12	2-6	2-2	0-3-3	2	5	1	0	0	14
SAMFORD	*	23	2-6	2-5	0-0	0-1-1	0	6	2	0	4	6
NORTH FLORIDA	*	30	5-12	3-5	1-2	0-2-2	1	4	2	0	4	14
at Ole Miss	*	24	2-9	0-3	0-0	1-3-4	1	2	6	0	0	4
MISSOURI	*	26	0-6	0-2	0-0	0-3-3	0	2	1	0	0	0
at South Carolina	*	30	5-15	1-4	0-0	0-2-2	1	1	1	0	0	11
ALABAMA	*	26	3-10	2-6	1-2	0-5-5	0	1	1	1	0	9
at LSU	*	26	4-13	1-3	0-0	1-4-5	2	1	2	0	0	9
at Mississippi State	*	22	3-9	2-6	1-2	1-3-4	2	2	0	0	0	9
OLE MISS	*	29	1-5	1-3	2-2	0-3-3	2	2	2	1	0	5
at Kentucky	*	4	0-0	0-0	0-0	0-1-1	2	0	1	0	0	0
FLORIDA	*	32	3-9	1-2	0-0	0-2-2	0	1	1	2	3	7
ARKANSAS		15	2-7	0-4	0-0	0-1-1	3	0	0	0	1	4
SOUTH CAROLINA	*	27	6-16	3-4	0-0	0-3-3	2	0	1	0	0	15
at Alabama	*	23	0-5	0-4	0-0	1-0-1	0	0	2	0	1	0
TEXAS A&M	*	9	0-3	0-1	0-0	0-2-2	2	1	2	0	0	0
at Tennessee		13	1-3	1-3	0-0	0-3-3	1	2	3	2	0	3
at Georgia		19	1-3	1-3	0-0	0-2-2	1	0	2	0	1	3
VANDERBILT		18	2-2	1-1	3-3	0-2-2	5	3	2	0	1	8

SHAW'S CAREER STATISTICS

SEASON	TEAM	GP-GS	MIN/AVG	Field Goals		3-Point		F-Throws		Rebounds				Scoring						
				FG-FGA	FG%	3FG-3FGA	3FG%	FT-FTA	FT%	OFF	DEF	TOT	AVG	PF-FO	A	TO	BLK	STL	PTS	AVG
2022-23	AUB	28-23	648/23.1	76-218	.349	35-100	.350	14-17	.824	6	64	70	2.5	36-1	64	53	10	20	201	7.2
TOTAL		28-23	648/23.1	76-218	.349	35-100	.350	14-17	.824	6	64	70	2.5	36-1	64	53	10	20	201	7.2



Romi LEVY

#11

Redshirt Sophomore • Forward • 6-2
Herzliya, Israel • Hof Hasharon HS

- Will miss rest of 2022-23 season (knee)
- Huge game vs. Samford with 14 points, 7 rebounds, season-high 5 assists and 5 steals vs. Samford (12/18)
- Filled stat sheet with 4 points, 8 rebounds, 4 assists, 3 blocks, 1 steal in win over UL-Lafayette (12/11)
- Career-highs with 18 points and 13 rebounds in first start of season vs. Little Rock (11/30); 2nd career double-double
- First career double-double with 16 points, 11 rebounds along with 2 assists, 2 blocks, 3 steals vs. Alabama State (11/20)
- Made first regular-season appearance since March 2021 with 15 minutes against Georgia Tech (11/16)
- Missed 2021-22 season with torn ACL suffered in final week of preseason practice
- 2021 SEC All-Freshman Team selection; averaged 5.4 points, 3.9 rebounds in 22.1 minutes/game
- Completed mandatory national service in Israel before enrolling at Auburn; first AU player from Israel

SEASON HIGHS

Points	18	vs. Little Rock	11/30/22
Rebounds	13	vs. Little Rock	11/30/22
Assists	5	vs Samford	12/18/22
Blocks	3	vs. UL-Lafayette	12/11/22
Steals	5	vs Samford	12/18/22
Field Goals	7	vs Alabama State	11/20/22
Field Goal Attempts	13	vs. N.C. AGT	12/15/22
3-Point Field Goals	2	at Mississippi State	1/19/23
3-Point FG Attempts	3	2x; last at Mississippi State	1/19/23
Free Throws	5	vs. Little Rock	11/30/22
Free Throw Attempts	7	at Ole Miss	12/29/22

Opponent	Start	Min.	FG-A	3PT-A	FT-A	O-D-T	PF	Ast.	TO	Blk.	St.	Pts.
SAM HOUSTON						--DNP--						
SOUTH ALABAMA						--DNP--						
GEORGIA TECH		15	1-2	0-1	0-0	0-0-0	1	0	1	1	1	2
ALABAMA STATE		20	7-10	1-1	1-2	4-7-11	1	2	2	2	3	16
vs. Indiana		18	2-4	0-1	0-0	2-0-2	4	2	0	1	0	4
vs. Colorado State		17	0-4	0-0	0-0	0-3-3	3	0	2	0	0	0
LITTLE ROCK	*	31	6-12	1-2	5-6	2-11-13	0	0	2	1	0	18
UCF	*	19	2-4	1-2	0-0	1-3-4	4	0	3	0	0	5
UL-LAFAYETTE	*	25	1-3	1-2	1-2	1-7-8	2	4	2	3	1	4
NORTH CAROLINA A&T	*	28	5-13	1-3	2-3	3-1-4	1	2	1	0	1	13
SAMFORD	*	25	5-6	1-1	2-2	3-4-7	0	5	0	2	5	13
NORTH FLORIDA	*	20	6-6	0-0	2-2	1-4-5	1	2	2	1	2	14
at Ole Miss	*	24	2-9	0-2	3-7	2-2-4	0	0	1	0	0	7
MISSOURI	*	19	3-4	0-0	0-0	0-2-2	3	1	5	1	0	6
at South Carolina	*	21	0-7	0-0	2-4	0-0-0	1	1	0	0	1	2
ALABAMA	*	18	1-6	0-0	0-0	1-1-2	3	2	0	0	0	2
at LSU		8	0-0	0-0	0-0	0-0-0	0	0	1	0	0	0
at Mississippi State		28	3-4	2-3	0-0	1-3-4	2	4	0	0	1	8
OLE MISS		12	2-4	0-0	1-2	0-1-1	1	0	1	0	0	5
at Kentucky						--DNP--						
FLORIDA		12	3-8	0-1	1-2	3-4-7	0	0	2	0	0	7
ARKANSAS		20	3-5	0-2	3-4	1-4-5	3	1	1	1	1	9
SOUTH CAROLINA	*	27	2-6	0-2	2-2	3-3-6	2	1	3	2	0	6
at Alabama	*	4	0-0	0-0	0-0	0-1-1	0	0	0	0	0	0
TEXAS A&M	*	34	2-5	0-1	0-0	1-2-3	3	4	3	0	1	4
at Tennessee	*	28	3-8	0-1	4-4	3-2-5	2	2	1	1	2	10
at Georgia						--DNP--						
VANDERBILT						--DNP--						

CAREER HIGHS

Points	18	vs. Little Rock	11/30/22
Rebounds	13	vs. Little Rock	11/30/22
Assists	7	vs. Kentucky	1/21/21
Blocks	3	vs. UL-Lafayette	12/11/22
Steals	6	vs. Georgia	1/2/21
Field Goals	7	vs Alabama State	11/20/22
Field Goal Attempts	12	at LSU	12/31/20
3-Point Field Goals	3	vs. South Carolina	2/4/21
3-Point FG Attempts	6	at Florida	1/17/21
Free Throws	5	vs. Little Rock	11/30/22
Free Throw Attempts	7	at Ole Miss	12/29/22

LEVY'S CAREER STATISTICS

SEASON	TEAM	GP-GS	MIN/AVG	Field Goals		3-Point		F-Throws		Rebounds				Scoring						
				FG-FGA	FG%	3FG-3FGA	3FG%	FT-FTA	FT%	OFF	DEF	TOT	AVG	PF-FO	A	TO	BLK	STL	PTS	AVG
2020-21	AUB	23-14	508/22.1	52-145	.359	16-63	.254	5-14	.357	24	65	89	3.9	43-0	34	32	10	33	125	5.4
2022-23	AUB	23-14	474/20.6	59-130	.454	8-25	.320	29-42	.690	32	65	97	4.2	37-0	33	33	17	18	155	6.7
TOTAL		46-28	982/21.3	111-275	.404	24-88	.273	34-56	.607	56	130	186	4.0	80-0	67	65	27	51	280	6.1



Mar'Shaun BOSTIC

#12

Sophomore • Guard • 5-8
St. Louis, Mo. • Vashon HS

- Huge defensive game at Mississippi State with 3 blocks and 3 steals along with 6 points and 3 rebounds
- Career-high 10 points on 4-4 FG in win over UCF (12/3)
- Played in 27 games, starting four; averaged 3.3 points, 1.9 rebounds, 2.2 assists, 1.5 steals in 16.5 minutes/game
- Season-high 9 points, 4 steals in win over #4 Tennessee; was +25 in 15 minutes off the bench (1/27)
- Matched season-high with 4 assists and no turnovers in 20 minutes vs. Kennesaw State (12/20)
- First-team all-metro by St. Louis Post Dispatch as HS senior; helped Vashon HS to 3rd place in state tournament
- No. 14 in Prep Girls Hoops Missouri Class of 2021 rankings
- Scored 1,352 points in high school career

SEASON HIGHS

Points	11	vs. Ole Miss	1/22/23
Rebounds	4	2x; last vs. Vanderbilt	2/26/23
Assists	4	2x; last vs. Colorado State	11/26/22
Blocks	3	at Mississippi State	1/19/23
Steals	3	3x; last vs. Texas A&M	2/16/23
Field Goals	4	2x; last vs. Ole Miss	1/22/23
Field Goal Attempts	10	at Ole Miss	12/29/22
3-Point Field Goals	1	vs Samford	12/18/22
3-Point FG Attempts	1	2x; last vs Samford	12/18/22
Free Throws	5	at Ole Miss	12/29/22
Free Throw Attempts	9	at Ole Miss	12/29/22

Opponent	Start	Min.	FG-A	3PT-A	FT-A	O-D-T	PF	Ast.	TO	Blk.	St.	Pts.
SAM HOUSTON		20	3-5	0-0	3-6	1-1-2	3	4	4	0	1	9
SOUTH ALABAMA		16	2-4	0-0	2-3	0-1-1	2	1	2	1	0	6
GEORGIA TECH		5	0-2	0-0	0-0	1-0-1	1	0	2	0	0	0
ALABAMA STATE		11	1-1	0-0	0-0	0-0-0	1	1	0	0	1	2
vs. Indiana		10	1-5	0-0	1-2	1-2-3	1	1	0	1	0	3
vs. Colorado State		19	2-4	0-1	3-4	0-0-0	2	4	1	0	2	7
LITTLE ROCK		11	1-7	0-0	0-0	3-1-4	3	2	0	0	1	2
UCF		13	4-4	0-0	2-2	1-1-2	3	1	1	0	1	10
UL-LAFAYETTE		12	2-3	0-0	1-1	0-1-1	3	2	1	0	1	5
NORTH CAROLINA A&T	*	18	1-2	0-0	1-2	0-2-2	4	1	2	0	1	3
SAMFORD	*	19	2-5	1-1	0-0	0-2-2	1	1	2	0	2	5
NORTH FLORIDA		9	2-2	0-0	0-0	0-1-1	4	3	1	0	2	4
at Ole Miss		21	2-10	0-0	5-9	2-1-3	2	3	2	1	2	9
MISSOURI		9	1-3	0-0	0-0	0-0-0	2	0	0	0	2	2
at South Carolina		6	0-3	0-0	0-2	0-1-1	0	1	1	0	0	0
ALABAMA		20	4-7	0-0	2-4	0-3-3	1	3	1	0	2	10
at LSU		11	0-1	0-0	0-0	0-0-0	1	1	2	0	0	0
at Mississippi State		19	3-6	0-0	0-2	1-2-3	5	2	1	3	3	6
OLE MISS		21	4-8	0-0	3-4	2-1-3	3	2	0	1	3	11
at Kentucky		17	2-4	0-0	0-0	0-1-1	1	1	0	1	2	4
FLORIDA		6	1-2	0-0	0-0	0-1-1	1	0	0	0	0	2
ARKANSAS		14	2-4	0-0	2-3	1-1-2	4	1	1	0	1	6
SOUTH CAROLINA		11	3-7	0-0	4-4	0-1-1	2	0	4	0	1	10
at Alabama		20	1-5	0-0	2-2	1-2-3	4	2	4	0	0	4
TEXAS A&M		20	2-4	0-0	0-1	1-1-2	4	3	5	0	3	4
at Tennessee		17	2-4	0-0	2-4	1-0-1	2	1	3	0	2	6
at Georgia		22	2-7	0-0	3-3	0-2-2	4	3	1	1	1	7
VANDERBILT		25	1-1	0-0	3-4	0-4-4	3	3	1	0	0	5

CAREER HIGHS

Points	11	vs. Ole Miss	1/22/23
Rebounds	4	7x; last vs. Vanderbilt	2/26/23
Assists	4	7x; last vs Sam Houston	11/8/22
Blocks	3	at Mississippi State	1/19/23
Steals	4	vs. Tennessee	1/27/22
Field Goals	4	3x; last vs. Ole Miss	1/22/23
Field Goal Attempts	10	at Ole Miss	12/29/22
3-Point Field Goals	1	vs Samford	12/18/22
3-Point FG Attempts	1	2x; last vs Samford	12/18/22
Free Throws	5	at Ole Miss	12/29/22
Free Throw Attempts	9	at Ole Miss	12/29/22

BOSTIC'S CAREER STATISTICS

SEASON	TEAM	GP-GS	MIN/AVG	Field Goals		3-Point		F-Throws		Rebounds				Scoring						
				FG-FGA	FG%	3FG-3FGA	3FG%	FT-FTA	FT%	OFF	DEF	TOT	AVG	PF-FO	A	TO	BLK	STL	PTS	AVG
2021-22	AUB	27-4	446/16.5	36-87	.414	0-0	.000	17-28	.607	10	40	50	1.9	64-1	60	56	5	40	89	3.3
2022-23	AUB	28-2	424/15.1	51-120	.425	1-2	.500	39-62	.629	16	33	49	1.8	67-1	47	42	9	34	142	5.1
TOTAL		55-6	870/15.8	87-207	.420	1-2	.500	56-90	.622	26	73	99	1.8	131-2	107	98	14	74	231	4.2



Oyindamola AKINBOLAWA

#20

Freshman • Center • 6-5

Lagos, Nigeria

- Led Auburn with 7 rebounds, also scored 6 points in career-high 27 minutes vs. South Carolina (2/9)
- Played 11 minutes at LSU with 2 points, 3 rebounds, 2 blocks (1/15)
- Scored first collegiate points vs. Alabama (1/8) with mid-range jumper in second quarter
- Saw first significant action at South Carolina, grabbing 3 rebounds in 13 minutes (1/5)
- Made collegiate debut vs. North Florida (12/20); played two minutes
- Arrived in the U.S. on December 14; was cleared to practice and play later that week, dressed for first time vs. North Florida
- Fourth Auburn women's basketball player from Africa, first from Nigeria

SEASON/CAREER HIGHS

Points

6 vs. South Carolina 2/9/23

Rebounds

7 vs. South Carolina 2/9/23

Assists

Blocks

2 at LSU 1/15/23

Steals

1 3x; last at Tennessee 2/19/23

Field Goals

3 vs. South Carolina 2/9/23

Field Goal Attempts

6 vs. South Carolina 2/9/23

3-Point Field Goals

3-Point FG Attempts

Free Throws

1 2x; last vs. Vanderbilt 2/26/23

Free Throw Attempts

4 vs. Vanderbilt 2/26/23

Opponent	Start	Min.	FG-A	3PT-A	FT-A	O-D-T	PF	Ast.	TO	Blk.	St.	Pts.
SAM HOUSTON						--DNP--						
SOUTH ALABAMA						--DNP--						
GEORGIA TECH						--DNP--						
ALABAMA STATE						--DNP--						
vs. Indiana						--DNP--						
vs. Colorado State						--DNP--						
LITTLE ROCK						--DNP--						
UCF						--DNP--						
UL-LAFAYETTE						--DNP--						
NORTH CAROLINA A&T						--DNP--						
SAMFORD						--DNP--						
NORTH FLORIDA		2	0-0	0-0	0-0	0-0-0	1	0	2	0	0	0
at Ole Miss						--DNP--						
MISSOURI						--DNP--						
at South Carolina		13	0-1	0-0	0-0	1-2-3	4	0	2	0	0	0
ALABAMA		4	1-1	0-0	0-0	0-0-0	1	0	0	0	0	2
at LSU		11	1-2	0-0	0-0	1-2-3	2	0	2	2	0	2
at Mississippi State		6	0-0	0-0	0-0	1-0-1	0	0	2	1	0	0
OLE MISS						--DNP--						
at Kentucky						--DNP--						
FLORIDA						--DNP--						
ARKANSAS		3	0-0	0-0	0-0	0-0-0	0	0	1	0	0	0
SOUTH CAROLINA		27	3-6	0-0	0-0	4-3-7	3	0	1	0	1	6
at Alabama		7	0-0	0-0	1-2	1-0-1	0	0	0	0	0	1
TEXAS A&M		12	1-2	0-0	0-2	0-0-0	1	0	2	0	1	2
at Tennessee		11	0-0	0-0	0-0	0-0-0	3	0	2	0	1	0
at Georgia		2	0-0	0-0	0-0	0-1-1	0	0	0	0	0	0
VANDERBILT		5	1-2	0-0	1-4	2-2-4	2	0	1	0	0	3

OYINDAMOLA'S CAREER STATISTICS

		Field Goals		3-Point		F-Throws		Rebounds				Scoring								
SEASON	TEAM	GP-GS	MIN/AVG	FG-FGA	FG%	3FG-3FGA	3FG%	FT-FTA	FT%	OFF	DEF	TOT	AVG	PF-FO	A	TO	BLK	STL	PTS	AVG
2022-23	AUB	12-0	104/8.6	7-14	.500	0-0	.000	2-8	.250	10	10	20	1.7	17-0	0	15	3	3	16	1.3
TOTAL		12-0	104/8.6	7-14	.500	0-0	.000	2-8	.250	10	10	20	1.7	17-0	0	15	3	3	16	1.3



Audia YOUNG

#21

Freshman • Guard • 5-9
Tallahassee, Fla. • Florida State University HS

- Will miss 2022-23 season after suffering torn achilles in preseason practice
- Averaged 16.2 points, 3.1 rebounds, 2.7 assists, 1.9 steals per game as high school senior
- Daughter of former Auburn All-American Carolyn Jones-Young and Missouri men's basketball assistant coach CY Young
- Will wear her mother's No. 21, which was retired by Auburn following Jones' storied career

SEASON/CAREER HIGHS

- Points
- Rebounds
- Assists
- Blocks
- Steals
- Field Goals
- Field Goal Attempts
- 3-Point Field Goals
- 3-Point FG Attempts
- Free Throws
- Free Throw Attempts

Opponent	Start	Min.	FG-A	3PT-A	FT-A	O-D-T	PF	Ast.	TO	Blk.	St.	Pts.
SAM HOUSTON												
SOUTH ALABAMA												
GEORGIA TECH												
ALABAMA STATE												
vs. Indiana												
vs. Colorado State												
LITTLE ROCK												
UCF												
UL-LAFAYETTE												
NORTH CAROLINA A&T												
SAMFORD												
NORTH FLORIDA												
at Ole Miss												
MISSOURI												
at South Carolina												
ALABAMA												
at LSU												
at Mississippi State												
OLE MISS												
at Kentucky												
FLORIDA												
ARKANSAS												
SOUTH CAROLINA												
at Alabama												
TEXAS A&M												
at Tennessee												
at Georgia												
VANDERBILT												

--OUT FOR 2022-23 SEASON--

YOUNG'S CAREER STATISTICS



Honesty SCOTT-GRAYSON

#23

Redshirt Senior • Guard • 5-8

Brick, N.J. • Riverdale Baptist HS (Md.) • Baylor

Named to 2023 SEC Community Service Team

- 15 points, career-high 6 assists, career-high 5 steals on Senior Day win over Vanderbilt, hit game-winning free throws with 4.4 seconds left (2/26)
- Scored SEC-best 23 points on 9-19 shooting at Tennessee (2/19); 10th time to lead Tigers in scoring this season
- Missed first three SEC games while recovering from minor injuries sustained in car accident over holiday break, returned vs. Alabama
- Career-high 31 points on 10-18 FG, 4-8 3FG, 7-9 FT along with season-best 5 steals vs. North Carolina A&T (12/15)
- Scored 22 points against Indiana; averaged 18.0 points, 5.5 rebounds in two games in Las Vegas (11/25-26)
- Played in all 28 games as a junior, starting 27; averaged 13.0 points, 5.7 rebounds, 1.9 assists, 1.3 steals in 2021-22
- Part of national championship team in 2019 as freshman at Baylor
- 2018 McDonald's All-American & 2018 Jordan Brand Classic All-American

SEASON HIGHS

Points	31	vs. N.C. A&T	12/15/22
Rebounds	7	2x; last at Kentucky	1/26/23
Assists	6	vs. Vanderbilt	2/26/23
Blocks	2	2x; last vs. Samford	12/18/22
Steals	5	3x; last vs. Vanderbilt	2/26/23
Field Goals	10	vs. N.C. A&T	12/15/22
Field Goal Attempts	19	at Tennessee	2/19/23
3-Point Field Goals	4	2x; last vs. N.C. A&T	12/15/22
3-Point FG Attempts	11	vs. Vanderbilt	2/26/23
Free Throws	7	2x; last vs. N.C. A&T	12/15/22
Free Throw Attempts	9	2x; last vs. N.C. A&T	12/15/22

Opponent	Start	Min.	FG-A	3PT-A	FT-A	O-D-T	PF	Ast.	TO	Blk.	St.	Pts.
SAM HOUSTON	*	20	5-7	0-1	2-2	0-3-3	5	5	4	0	5	12
SOUTH ALABAMA	*	26	2-7	2-3	0-0	1-4-5	3	3	1	0	1	6
GEORGIA TECH	*	33	4-18	1-5	2-2	0-3-3	3	1	4	0	1	11
ALABAMA STATE	*	15	3-6	0-2	0-0	0-0-0	2	3	1	0	0	6
vs. Indiana	*	31	8-15	4-6	2-3	2-4-6	4	1	4	1	0	22
vs. Colorado State	*	26	6-14	1-3	3-4	2-3-5	3	3	1	0	1	16
LITTLE ROCK	*	24	8-11	3-5	1-2	0-4-4	2	0	2	1	1	20
UCF	*	25	6-12	3-3	7-9	0-5-5	2	2	4	2	1	22
UL-LAFAYETTE	*	32	4-10	3-7	2-4	1-4-5	2	3	4	1	2	13
NORTH CAROLINA A&T	*	32	10-18	4-8	7-9	1-4-5	2	3	3	0	5	31
SAMFORD	*	19	5-13	2-6	2-2	0-3-3	1	1	1	2	3	14
NORTH FLORIDA	*	24	6-9	2-2	3-4	0-2-2	3	2	0	1	2	17
at Ole Miss						--DNP--						
MISSOURI						--DNP--						
at South Carolina						--DNP--						
ALABAMA		17	2-6	1-4	1-2	1-0-1	3	1	2	0	0	6
at LSU	*	28	3-13	0-2	1-2	2-5-7	2	3	2	1	1	7
at Mississippi State	*	32	5-14	1-5	1-2	1-1-2	3	1	3	0	1	12
OLE MISS	*	38	3-9	2-3	3-4	0-2-2	4	3	3	0	2	11
at Kentucky	*	38	4-12	1-4	3-4	0-7-7	3	2	3	1	4	12
FLORIDA	*	30	4-8	0-1	1-2	1-4-5	4	4	4	0	2	9
ARKANSAS	*	30	3-11	0-3	5-8	0-3-3	5	2	1	0	2	11
SOUTH CAROLINA	*	29	2-11	0-0	0-2	1-2-3	1	1	1	0	2	4
at Alabama	*	19	1-4	0-1	0-0	0-1-1	1	1	3	0	3	2
TEXAS A&M	*	37	4-11	2-6	2-4	1-3-4	2	1	3	0	3	12
at Tennessee	*	34	9-19	2-6	3-3	1-4-5	4	2	1	1	3	23
at Georgia	*	34	5-14	3-8	3-4	0-1-1	1	2	0	1	3	16
VANDERBILT	*	37	5-15	3-11	2-3	1-2-3	3	6	3	1	5	15

CAREER HIGHS (incl. 18-19 at Baylor)

Points	31	vs. N.C. A&T	12/15/22
Rebounds	14	vs. Florida	2/14/22
Assists	6	2x; last vs. Vanderbilt	2/26/23
Blocks	4	at Alabama	1/2/22
Steals	5	7x; vs. Vanderbilt	2/26/23
Field Goals	10	3x; last vs. N.C. A&T	12/15/22
Field Goal Attempts	20	vs. Florida	2/14/22
3-Point Field Goals	4	5x; last vs. N.C. A&T	12/15/22
3-Point FG Attempts	11	vs. Vanderbilt	2/26/23
Free Throws	8	at Arkansas	1/31/21
Free Throw Attempts	9	3x; last vs. N.C. A&T	12/15/22

SCOTT-GRAYSON'S CAREER STATISTICS

SEASON	TEAM	GP-GS	MIN/AVG	Field Goals		3-Point		F-Throws		Rebounds				Scoring						
				FG-FGA	FG%	3FG-3FGA	3FG%	FT-FTA	FT%	OFF	DEF	TOT	AVG	PF-FO	A	TO	BLK	STL	PTS	AVG
2018-19	Baylor	29-0	193/6.7	25-51	.490	5-11	.455	19-26	.731	10	15	25	0.9	26-1	24	24	3	9	74	2.6
2020-21	AUB	24-24	680/28.4	129-318	.406	22-73	.301	67-88	.761	21	78	99	4.1	58-0	41	47	5	50	347	14.5
2021-22	AUB	28-27	870/31.1	135-342	.395	19-74	.257	74-110	.673	34	125	159	5.7	76-3	53	68	10	37	363	13.0
2022-23	AUB	25-24	711/28.4	117-287	.408	40-105	.381	56-81	.691	16	74	90	3.6	68-2	56	58	13	53	330	13.2
TOTAL FOR AUB		77-75	2261/29.4	381-947	.402	81-252	.321	197-279	.706	71	277	348	4.5	202-5	150	173	28	140	1040	13.5
TOTAL		106-75	2454/23.2	406-998	.407	86-263	.327	216-305	.708	81	292	373	3.5	228-6	174	197	31	149	1114	10.5



Carsen McFADDEN

#24

Junior • Guard • 5-7
Fairview, Texas • Lovejoy HS

- Career-high 4 points in 4 minutes against UL-Lafayette (12/11); matched that along with career-high 2 steals vs. Samford (12/18)
- Career-high 3 rebounds while playing 6 minutes vs. UCF (12/3)
- Made first career 3-pointer in final minute vs. Alabama State; also had 1 rebound and 1 assist (11/20)
- Played in 8 games as a sophomore, averaging 3.6 minutes per game
- Appeared in 6 games as a freshman in 2020-21
- All-state selection at Lovejoy HS as a senior and two-year team captain
- Owns high school records for rebounds in a single game (19), season (340) and career (1,047) and steals in a game (15), season (145) and career (418)
- Has a twin sister, Claire, who also attends Auburn

SEASON HIGHS

Points	4	2x; last vs Samford	12/18/22
Rebounds	3	vs. UCF	12/3/22
Assists	1	2x; last at Alabama	2/12/23
Blocks			
Steals	2	vs Samford	12/18/22
Field Goals	2	vs Samford	12/18/22
Field Goal Attempts	5	vs. UCF	12/3/22
3-Point Field Goals	1	vs Alabama State	11/20/22
3-Point FG Attempts	2	vs. N.C. A&T	12/15/22
Free Throws	2	vs. UL-Lafayette	12/11/22
Free Throw Attempts	3	vs. UL-Lafayette	12/11/22

Opponent	Start	Min.	FG-A	3PT-A	FT-A	O-D-T	PF	Ast.	TO	Blk.	St.	Pts.
SAM HOUSTON		2	0-1	0-1	0-0	0-0-0	0	0	0	0	0	0
SOUTH ALABAMA						--DNP--						
GEORGIA TECH						--DNP--						
ALABAMA STATE		5	1-2	1-1	0-0	0-1-1	2	1	0	0	0	3
vs. Indiana						--DNP--						
vs. Colorado State						--DNP--						
LITTLE ROCK		2	0-1	0-0	0-0	0-0-0	0	0	0	0	0	0
UCF		6	0-5	0-1	0-0	2-1-3	0	0	0	0	0	0
UL-LAFAYETTE		4	1-1	0-0	2-3	2-0-2	0	0	0	0	0	4
NORTH CAROLINA A&T		3	0-2	0-2	0-0	0-1-1	2	0	0	0	0	0
SAMFORD		10	2-3	0-0	0-0	0-0-0	0	0	1	0	2	4
NORTH FLORIDA		4	0-0	0-0	0-0	1-1-2	0	0	0	0	0	0
at Ole Miss		3	0-0	0-0	0-0	0-0-0	1	0	0	0	0	0
MISSOURI						--DNP--						
at South Carolina		3	0-0	0-0	0-0	0-0-0	0	0	0	0	0	0
ALABAMA		2	0-1	0-1	0-0	0-0-0	0	0	0	0	0	0
at LSU		2	0-0	0-0	0-0	0-1-1	0	0	0	0	0	0
at Mississippi State						--DNP--						
OLE MISS						--DNP--						
at Kentucky						--DNP--						
FLORIDA						--DNP--						
ARKANSAS						--DNP--						
SOUTH CAROLINA		3	0-0	0-0	0-0	0-0-0	0	0	0	0	0	0
at Alabama		1	0-0	0-0	0-0	0-0-0	1	1	0	0	0	0
TEXAS A&M						--DNP--						
at Tennessee						--DNP--						
at Georgia		0+	0-0	0-0	0-0	0-0-0	0	0	0	0	0	0
VANDERBILT						--DNP--						

CAREER HIGHS

Points	4	2x; last vs Samford	12/18/22
Rebounds	3	vs. UCF	12/3/22
Assists	3	vs. South Alabama	12/13/20
Blocks			
Steals	2	vs Samford	12/18/22
Field Goals	2	vs Samford	12/18/22
Field Goal Attempts	5	vs. UCF	12/3/22
3-Point Field Goals	1	vs Alabama State	11/20/22
3-Point FG Attempts	2	vs. N.C. A&T	12/15/22
Free Throws	2	vs. UL-Lafayette	12/11/22
Free Throw Attempts	3	vs. UL-Lafayette	12/11/22

McFADDEN'S CAREER STATISTICS

SEASON	TEAM	GP-GS	MIN/AVG	Field Goals		3-Point		F-Throws		Rebounds				Scoring						
				FG-FGA	FG%	3FG-3FGA	3FG%	FT-FTA	FT%	OFF	DEF	TOT	AVG	PF	FO	A	TO	BLK	STL	PTS
2020-21	AUB	6-0	20/3.3	1-3	.333	0-0	.000	1-2	.500	2	1	3	0.5	0-0	4	1	0	1	3	0.5
2021-22	AUB	8-0	29/3.6	1-6	.167	0-1	.000	0-0	.000	0	4	4	0.5	6-0	1	4	0	0	2	0.3
2022-23	AUB	15-0	50/3.3	4-16	.250	1-6	.167	2-3	.667	5	5	10	0.7	6-0	2	1	0	2	11	0.7
TOTAL		29-0	99/3.4	6-25	.240	1-7	.143	3-5	.600	7	10	17	0.6	12-0	7	6	0	3	16	0.6



Kharyssa RICHARDSON

#33

Freshman • Forward • 6-2
Douglasville, Ga. • New Manchester HS

- Named SEC Freshman of the Week after career-best 15 points, 16 rebounds in win over Florida (1/30)
- Returned after missing 3 games with injury vs. North Carolina A&T; had 8 points, 6 rebounds and season-high 2 blocks
- Had 9 rebounds vs. Colorado State (11/26) before leaving game with injury late in 4th quarter
- Started in Auburn debut vs. Sam Houston with 5 points, 7 rebounds, 2 steals (11/8)
- Averaged 18.3 points, 8.9 rebounds, 1.9 steals, 1.9 blocks, 1.2 assists as a high school senior
- Georgia Class 5A all-state selection in 2021 as a junior
- In 103 high school games, averaged 13.1 points, 7.5 rebounds, 1.8 blocks, 1.7 steals, 1.0 assists

SEASON/CAREER HIGHS

Points	15	2x; last at Alabama	2/12/23
Rebounds	16	vs. Florida	1/30/23
Assists	2	at Mississippi State	1/19/23
Blocks	3	vs. Florida	1/30/23
Steals	3	vs Samford	12/18/22
Field Goals	7	vs. Florida	1/30/23
Field Goal Attempts	14	vs. Florida	1/30/23
3-Point Field Goals	3		
3-Point FG Attempts	2	vs Georgia Tech	11/16/22
Free Throws	5	2x; last at Alabama	2/12/23
Free Throw Attempts	7	at Alabama	2/12/23

Opponent	Start	Min.	FG-A	3PT-A	FT-A	O-D-T	PF	Ast.	TO	Blk.	St.	Pts.
SAM HOUSTON	*	24	2-9	0-0	1-2	4-3-7	3	0	3	1	2	5
SOUTH ALABAMA	*	33	4-8	0-1	1-2	3-4-7	3	0	5	1	1	9
GEORGIA TECH	*	10	1-3	0-2	0-0	0-2-2	1	0	0	0	1	2
ALABAMA STATE	*	18	4-5	0-0	0-0	5-1-6	2	0	1	1	0	8
vs. Indiana	*	9	1-2	0-0	0-0	0-2-2	2	0	1	0	1	2
vs. Colorado State	*	21	2-3	0-0	0-0	2-7-9	3	0	2	0	1	4
LITTLE ROCK						--DNP--						
UCF						--DNP--						
UL-LAFAYETTE						--DNP--						
NORTH CAROLINA A&T	*	23	4-8	0-0	0-0	2-4-6	3	0	0	2	1	8
SAMFORD	*	22	4-9	0-0	0-0	2-2-4	3	1	1	2	3	8
NORTH FLORIDA	*	26	3-6	0-0	4-5	0-6-6	3	0	2	0	1	10
at Ole Miss	*	31	3-8	0-1	2-2	6-2-8	2	0	2	1	1	8
MISSOURI	*	13	0-4	0-0	2-2	0-3-3	2	0	0	1	0	2
at South Carolina	*	14	0-1	0-0	0-2	0-1-1	2	0	1	0	0	0
ALABAMA		21	3-9	0-0	5-5	2-1-3	2	0	1	0	0	11
at LSU	*	25	5-10	0-1	0-2	2-3-5	3	1	2	2	1	10
at Mississippi State	*	15	2-5	0-0	2-2	0-0-0	4	2	1	0	1	6
OLE MISS	*	17	3-11	0-0	2-2	3-1-4	2	0	0	1	1	8
at Kentucky	*	20	2-7	0-0	3-3	4-1-5	3	0	0	2	0	7
FLORIDA	*	36	7-14	0-0	1-2	4-12-16	2	0	1	3	1	15
ARKANSAS	*	19	2-3	0-0	1-2	2-3-5	3	0	2	1	0	5
SOUTH CAROLINA	*	6	0-0	0-0	0-0	0-0-0	3	0	0	0	0	0
at Alabama	*	27	5-8	0-0	5-7	5-3-8	3	0	1	1	1	15
TEXAS A&M	*	25	4-9	0-1	4-4	1-0-1	3	0	2	1	2	12
at Tennessee	*	28	2-6	0-1	1-1	3-2-5	3	1	3	0	1	5
at Georgia	*	13	1-4	0-0	1-2	1-1-2	2	0	1	1	0	3
VANDERBILT	*	23	5-7	0-0	0-0	1-2-3	4	0	0	1	2	10

RICHARDSON'S CAREER STATISTICS

SEASON	TEAM	GP-GS	MIN/AVG	Field Goals		3-Point		F-Throws		Rebounds				Scoring						
				FG-FGA	FG%	3FG-3FGA	3FG%	FT-FTA	FT%	OFF	DEF	TOT	AVG	PF-FO	A	TO	BLK	STL	PTS	AVG
2022-23	AUB	25-24	518/20.7	69-159	.434	0-7	.000	35-47	.745	52	66	118	4.7	66-0	5	32	22	22	173	6.9
TOTAL		25-24	518/20.7	69-159	.434	0-7	.000	35-47	.745	52	66	118	4.7	66-0	5	32	22	22	173	6.9



Precious JOHNSON

#51

Junior • Center • 6-5
 Baytown, Texas • Sterling HS • Texas

- Strong performance off the bench at Georgia with 10 points, 7 rebounds, 2 steals (2/23)
- Scored season-high 13 points on 5-6 shooting along with 6 rebounds at LSU (1/15)
- 4 points, 7 rebounds in first action of 2022-23 season vs. Georgia Tech (11/16); missed first two games with illness
- Played in 12 games, earning 8 starts in 2021-22; averaged 5.2 points, 4.0 rebounds, 1.2 blocks, 0.7 steals
- Enrolled at Auburn for spring 2022 semester; finished fall semester at Texas after signing with Auburn in October
- First double-double with career-high 18 points and 10 rebounds at Kentucky (2/27)
- Appeared in nine games at Texas as a freshman in 2020-21; averaged 4.0 minutes per appearance
- Ranked as No. 33 post player in class of 2020 by ESPN HoopGurlz

SEASON HIGHS

Points	13	at LSU	1/15/23
Rebounds	7	3x; last at Georgia	2/23/23
Assists	1	at Georgia	2/23/23
Blocks	1	6x; last vs. Vanderbilt	2/26/23
Steals	2	at Georgia	2/23/23
Field Goals	5	2x; last at Georgia	2/23/23
Field Goal Attempts	9	at Georgia	2/23/23
3-Point Field Goals			
3-Point FG Attempts			
Free Throws	3	3x; last at LSU	1/15/23
Free Throw Attempts	6	2x; last at LSU	1/15/23

Opponent	Start	Min.	FG-A	3PT-A	FT-A	O-D-T	PF	Ast.	TO	Blk.	St.	Pts.
SAM HOUSTON						--DNP--						
SOUTH ALABAMA						--DNP--						
GEORGIA TECH		17	2-4	0-0	0-0	6-1-7	4	0	2	1	0	4
ALABAMA STATE		14	1-4	0-0	0-0	1-2-3	2	0	1	0	1	2
vs. Indiana		23	3-4	0-0	2-6	4-1-5	1	0	2	0	0	8
vs. Colorado State		7	1-1	0-0	2-2	0-0-0	0	0	0	0	1	4
LITTLE ROCK		17	1-5	0-0	0-0	3-0-3	2	0	0	1	0	2
UCF		19	2-2	0-0	0-0	4-3-7	2	0	3	0	0	4
UL-LAFAYETTE		15	1-2	0-0	3-4	2-0-2	3	0	1	0	1	5
NORTH CAROLINA A&T		12	1-2	0-0	1-2	4-0-4	4	0	0	0	0	3
SAMFORD		18	4-5	0-0	3-4	2-3-5	1	0	2	0	0	11
NORTH FLORIDA		12	1-3	0-0	0-0	1-0-1	0	0	1	1	1	2
at Ole Miss	*	11	0-0	0-0	0-0	0-2-2	5	0	1	0	0	0
MISSOURI		9	1-1	0-0	0-0	0-0-0	0	0	0	0	0	2
at South Carolina		17	0-0	0-0	0-0	2-0-2	4	0	0	1	0	0
ALABAMA	*	16	0-0	0-0	2-2	1-3-4	3	0	3	0	0	2
at LSU	*	29	5-6	0-0	3-6	6-0-6	3	0	1	0	0	13
at Mississippi State		18	1-3	0-0	0-0	1-2-3	3	0	1	1	0	2
OLE MISS		12	0-0	0-0	2-2	0-1-1	3	0	1	0	0	2
at Kentucky		17	4-6	0-0	0-0	1-2-3	2	0	0	0	0	8
FLORIDA		3	0-0	0-0	0-0	0-0-0	1	0	0	0	0	0
ARKANSAS						--DNP--						
SOUTH CAROLINA						--DNP--						
at Alabama		3	0-0	0-0	0-0	1-0-1	0	0	0	0	0	0
TEXAS A&M		4	0-0	0-0	0-0	0-1-1	2	0	0	0	0	0
at Tennessee		2	0-0	0-0	0-0	0-1-1	2	0	2	0	0	0
at Georgia		29	5-9	0-0	0-3	2-5-7	4	1	5	0	2	10
VANDERBILT		10	2-3	0-0	2-4	0-3-3	2	0	2	1	0	6

CAREER HIGHS

Points	18	at Kentucky	2/27/22
Rebounds	10	at Kentucky	2/27/22
Assists	1	at Georgia	2/23/23
Blocks	3	vs. Alabama	1/23/22
Steals	2	at Georgia	2/23/23
Field Goals	6	at Kentucky	2/27/22
Field Goal Attempts	14	at Kentucky	2/27/22
3-Point Field Goals			
3-Point FG Attempts			
Free Throws	6	at Kentucky	2/27/22
Free Throw Attempts	8	at Kentucky	2/27/22

JOHNSON'S CAREER STATISTICS

SEASON	TEAM	GP-GS	MIN/AVG	Field Goals		3-Point		F-Throws		Rebounds				Scoring						
				FG-FGA	FG%	3FG-3FGA	3FG%	FT-FTA	FT%	OFF	DEF	TOT	AVG	PF	FO	A	TO	BLK	STL	PTS
2020-21	UT	9-0	36/4.0	0-4	.000	0-0	.000	2-4	.500	2	3	5	0.6	9-0	0	2	1	1	2	0.2
2021-22	AUB	12-8	242/20.1	24-53	.453	0-0	.000	14-28	.500	24	24	48	4.0	39-0	0	17	14	8	62	5.2
2022-23	AUB	24-3	333/13.9	35-60	.583	0-0	.000	20-35	.571	41	30	71	3.0	53-1	1	28	6	6	90	3.8
TOTAL FOR AUB		36-11	575/16.0	59-113	.522	0-0	.000	34-63	.540	65	54	119	3.3	92-1	1	45	20	14	152	4.2
TOTAL		45-11	611/13.6	59-117	.504	0-0	.000	36-67	.537	67	57	124	2.8	101-1	1	47	21	15	154	3.4

Exhibition | Nov. 3, 2022 | Auburn, Ala. Auburn 81, Tuskegee 59

Box score for Auburn 81 vs Tuskegee 59. Includes player stats for 24 players, team totals, and shooting by period.

Box score for Auburn 81 vs Auburn 81. Includes player stats for 24 players, team totals, and shooting by period.

Summary statistics for Auburn 81 vs Auburn 81, including points from turnovers, paint, and second chance.

Game 1 | Nov. 8, 2022 | Auburn, Ala. Auburn 90, Sam Houston 76

Box score for Auburn 90 vs Sam Houston 76. Includes player stats for 24 players, team totals, and shooting by period.

Box score for Auburn 90 vs Auburn 90. Includes player stats for 24 players, team totals, and shooting by period.

Summary statistics for Auburn 90 vs Auburn 90, including points from turnovers, paint, and second chance.

Game 2 | Nov. 10, 2022 | Auburn, Ala. Auburn 71, South Alabama 62

Box score for Auburn 71 vs South Alabama 62. Includes player stats for 24 players, team totals, and shooting by period.

Box score for Auburn 71 vs Auburn 71. Includes player stats for 24 players, team totals, and shooting by period.

Summary statistics for Auburn 71 vs Auburn 71, including points from turnovers, paint, and second chance.

Game 3 | Nov. 16, 2022 | Auburn, Ala. Georgia Tech 57, Auburn 51

Box score for Georgia Tech 57 vs Auburn 51. Includes player stats for 24 players, team totals, and shooting by period.

Box score for Auburn 51 vs Auburn 51. Includes player stats for 24 players, team totals, and shooting by period.

Summary statistics for Auburn 51 vs Auburn 51, including points from turnovers, paint, and second chance.

2022-23 AUBURN WOMEN'S BASKETBALL

Game 29 | Auburn vs. Georgia | SEC Tournament | March 2, 2023

Game 4 | Nov. 20, 2022 | Auburn, Ala.
Auburn 88, Alabama State 49

		Official Basketball Box Score - Final Alabama St. at Auburn 11/20/22 Neville Arena, Auburn, Ala. 2022-23 Women's Basketball										Game Time: 2:00 PM Game Duration: 1:58 Attendance: 2,065	
Alabama St. - 49 Record: 0-4		Officials: Saf Esho, Stephanie Barksdale, Royce Blevins										Shooting By Period 1st FG% 5-13 38.5% 3PT% 0-4 0.0% FT% 1-2 50% 2nd FG% 5-18 27.8% 3PT% 2-3 66.7% FT% 0-0 0% 3rd FG% 4-10 40.0% 3PT% 0-4 0.0% FT% 4-5 80% 4th FG% 6-16 37.5% 3PT% 1-3 33.3% FT% 1-3 33.3% GM FG% 20-57 35.1% 3PT% 3-14 21.4% FT% 6-10 60.0%	
NO. Name Min FG M-A 3P M-A FT M-A Rebounds OR DR TOT Fouls PF FD TP AS TO ST Blocks BS BA +/-		20 21 22 23 24 25 26 27 28 29 30 31 32 33 34 35 36 37 38 39 40 41 42 43 44 45 46 47 48 49 50										Technical Fouls: NONE Dead Ball Rebounds: 3, 0	

		Official Basketball Box Score - Final Indiana at Auburn 11/25/22 Mirage, Las Vegas 2022-23 Women's Basketball										Game Time: 5:45 PM Game Duration: 2:01	
Indiana - 96 Record: 6-0		Officials: Eric Brewton, Doug Night, Ashley Birch										Shooting By Period 1st FG% 9-14 64.3% 3PT% 2-6 33.3% FT% 5-6 83.3% 2nd FG% 8-18 44.4% 3PT% 4-9 44.4% FT% 6-7 85.7% 3rd FG% 7-15 46.7% 3PT% 1-6 16.7% FT% 2-2 100% 4th FG% 9-14 64.3% 3PT% 1-2 50.0% FT% 9-10 90% GM FG% 33-61 54.1% 3PT% 8-23 34.8% FT% 22-25 88.0%	
NO. Name Min FG M-A 3P M-A FT M-A Rebounds OR DR TOT Fouls PF FD TP AS TO ST Blocks BS BA +/-		11 12 13 14 15 16 17 18 19 20 21 22 23 24 25 26 27 28 29 30 31 32 33 34 35 36 37 38 39 40 41 42 43 44 45 46 47 48 49 50										Technical Fouls: NONE Dead Ball Rebounds: 6, 1	

Auburn - 88 Record: 3-1		Shooting By Period 1st FG% 7-16 43.8% 3PT% 2-5 40.0% FT% 6-13 46.2% 2nd FG% 9-14 64.3% 3PT% 1-4 25.0% FT% 1-1 100% 3rd FG% 8-21 38.1% 3PT% 1-4 25.0% FT% 1-1 100% 4th FG% 12-20 60.0% 3PT% 4-6 66.7% FT% 0-0 0% GM FG% 36-71 50.7% 3PT% 8-19 42.1% FT% 8-15 53.3%											
NO. Name Min FG M-A 3P M-A FT M-A Rebounds OR DR TOT Fouls PF FD TP AS TO ST Blocks BS BA +/-		1 2 3 4 5 6 7 8 9 10 11 12 13 14 15 16 17 18 19 20 21 22 23 24 25 26 27 28 29 30 31 32 33 34 35 36 37 38 39 40 41 42 43 44 45 46 47 48 49 50										Technical Fouls: NONE Dead Ball Rebounds: 5, 0	

Auburn - 81 Record: 3-2		Shooting By Period 1st FG% 5-10 50.0% 3PT% 3-5 60.0% FT% 4-8 50% 2nd FG% 6-20 30.0% 3PT% 1-7 14.3% FT% 3-6 50% 3rd FG% 8-15 53.3% 3PT% 2-4 50.0% FT% 3-4 75% 4th FG% 7-18 38.9% 3PT% 2-4 50.0% FT% 5-6 83.3% GM FG% 29-69 42.0% 3PT% 8-20 40.0% FT% 15-24 62.5%											
NO. Name Min FG M-A 3P M-A FT M-A Rebounds OR DR TOT Fouls PF FD TP AS TO ST Blocks BS BA +/-		1 2 3 4 5 6 7 8 9 10 11 12 13 14 15 16 17 18 19 20 21 22 23 24 25 26 27 28 29 30 31 32 33 34 35 36 37 38 39 40 41 42 43 44 45 46 47 48 49 50										Technical Fouls: NONE Dead Ball Rebounds: 7, 1	

Biggest lead 3 (1st 8:59) 39 (3rd 0:44)		Points from ASU Auburn Turnovers 6 27 Paint 30 40 Second Chance 14 22 Fast Breaks 0 19 Bench 11 42		Period by Period Scoring 1st 2nd 3rd 4th TOT ASU 11 12 12 14 49 Auburn 22 20 18 28 88			
---	--	---	--	--	--	--	--

Biggest lead 15 (2nd 3:55) 2 (1st 6:47)		Points from IND AUB Turnovers 11 15 Paint 46 32 Second Chance 11 16 Fast Breaks 10 9 Bench 20 20		Period by Period Scoring 1st 2nd 3rd 4th TOT IND 25 26 17 28 96 Auburn 23 16 21 21 81			
---	--	---	--	--	--	--	--

Game 6 | Nov. 26, 2022 | Las Vegas, Nev.
Auburn 74, Colorado State 73

		Official Basketball Box Score - Final Auburn at Colorado St. 11/26/22 Mirage, Las Vegas 2022-23 Women's Basketball										Game Time: 3:30 PM Game Duration: 2:51	
Auburn - 74 Record: 4-2		Officials: Doug Knight, Kalai Enterline, Amy Krommenhoek										Shooting By Period 1st FG% 7-16 43.8% 3PT% 1-4 25.0% FT% 2-4 50% 2nd FG% 9-15 60.0% 3PT% 3-3 100.0% FT% 4-4 100% 3rd FG% 4-14 28.6% 3PT% 1-3 33.3% FT% 3-4 75% 4th FG% 7-14 50.0% 3PT% 0-4 0.0% FT% 6-8 75% GM FG% 27-59 45.8% 3PT% 5-14 35.7% FT% 15-20 75.0%	
NO. Name Min FG M-A 3P M-A FT M-A Rebounds OR DR TOT Fouls PF FD TP AS TO ST Blocks BS BA +/-		1 2 3 4 5 6 7 8 9 10 11 12 13 14 15 16 17 18 19 20 21 22 23 24 25 26 27 28 29 30 31 32 33 34 35 36 37 38 39 40 41 42 43 44 45 46 47 48 49 50										Technical Fouls: NONE Dead Ball Rebounds: 3, 1	

		Official Basketball Box Score - Final Little Rock at Auburn 11/30/22 Neville Arena, Auburn, Ala. 2022-23 Women's Basketball										Game Time: 12:00 PM Game Duration: 1:55 Attendance: 1,855	
Little Rock - 48 Record: 1-4		Officials: Brian Hall, Chaney Muench, Saf Esho										Shooting By Period 1st FG% 3-13 23.1% 3PT% 0-1 0.0% FT% 2-2 100% 2nd FG% 3-17 17.6% 3PT% 0-0 0.0% FT% 10-17 58.8% 3rd FG% 5-15 33.3% 3PT% 0-0 0.0% FT% 0-0 0% 4th FG% 7-16 43.8% 3PT% 2-2 0.0% FT% 0-2 0% GM FG% 18-61 29.5% 3PT% 0-3 0.0% FT% 12-21 57.1%	
NO. Name Min FG M-A 3P M-A FT M-A Rebounds OR DR TOT Fouls PF FD TP AS TO ST Blocks BS BA +/-		1 2 3 4 5 6 7 8 9 10 11 12 13 14 15 16 17 18 19 20 21 22 23 24 25 26 27 28 29 30 31 32 33 34 35 36 37 38 39 40 41 42 43 44 45 46 47 48 49 50										Technical Fouls: NONE Dead Ball Rebounds: 5, 0	

Colorado St. - 73 Record: 4-2		Shooting By Period 1st FG% 6-14 42.9% 3PT% 2-9 22.2% FT% 4-5 80% 2nd FG% 6-10 60.0% 3PT% 2-4 50.0% FT% 7-8 87.5% 3rd FG% 7-15 46.7% 3PT% 2-5 40.0% FT% 0-0 0% 4th FG% 5-12 41.7% 3PT% 2-3 66.7% FT% 6-7 85.7% GM FG% 24-51 47.1% 3PT% 8-21 38.1% FT% 17-20 85.0%											
NO. Name Min FG M-A 3P M-A FT M-A Rebounds OR DR TOT Fouls PF FD TP AS TO ST Blocks BS BA +/-		1 2 3 4 5 6 7 8 9 10 11 12 13 14 15 16 17 18 19 20 21 22 23 24 25 26 27 28 29 30 31 32 33 34 35 36 37 38 39 40 41 42 43 44 45 46 47 48 49 50										Technical Fouls: NONE Dead Ball Rebounds: 2, 5	

Auburn - 70 Record: 5-2		Shooting By Period 1st FG% 8-18 44.4% 3PT% 2-3 66.7% FT% 4-4 100% 2nd FG% 6-16 37.5% 3PT% 1-2 50.0% FT% 2-3 66.7% 3rd FG% 10-19 52.6% 3PT% 0-3 0.0% FT% 3-3 100% 4th FG% 4-15 26.7% 3PT% 1-3 33.3% FT% 3-4 75% GM FG% 28-68 41.2% 3PT% 4-11 36.4% FT% 10-14 71.4%											
NO. Name Min FG M-A 3P M-A FT M-A Rebounds OR DR TOT Fouls PF FD TP AS TO ST Blocks BS BA +/-		1 2 3 4 5 6 7 8 9 10 11 12 13 14 15 16 17 18 19 20 21 22 23 24 25 26 27 28 29 30 31 32 33 34 35 36 37 38 39 40 41 42 43 44 45 46 47 48 49 50										Technical Fouls: NONE Dead Ball Rebounds: 2, 0	

Biggest lead 6 (3rd 6:09) 8 (2nd 7:12)		Points from AUBURN CSU Turnovers 12 8 Paint 26 28 Second Chance 6 7 Fast Breaks 17 11 Bench 25 15		Period by Period Scoring 1st 2nd 3rd 4th TOT AUBURN 17 25 12 20 74 CSU 18 21 16 18 73			
--	--	--	--	--	--	--	--

Biggest lead 0 (1st 10:00) 26 (3rd 3:56)		Points from LR Auburn Turnovers 6 12 Paint 28 32 Second Chance 8 8 Fast Breaks 3 14 Bench 13 16		Period by Period Scoring 1st 2nd 3rd 4th TOT LR 28 16 10 14 48 Auburn 22 15 21 12 70			
--	--	--	--	---	--	--	--

Game 8 | Dec. 3, 2022 | Auburn, Ala. Auburn 86, UCF 46

Official Basketball Box Score - Final UCF at Auburn. Game Time: 2:00 PM. Game Duration: 2:06. Attendance: 1,892. UCF - 46 Record: 6-1. Shooting By Period: 1st FG% 3-15 20.0%, 3PT% 0-1 0.0%, FT% 0-2 0%

Auburn - 86 Record: 6-2. Shooting By Period: 1st FG% 8-17 47.1%, 3PT% 1-2 50.0%, FT% 4-5 80%. Technical Fouls: NONE. Dead Ball Rebounds: 4, 0.

UCF Auburn. Biggest lead 2 (1st 8:48) 43 (4th 3:06). Best Scoring Run 7 (3rd 7:55) 15 (2nd 8:14). Lead Changes 1. Times Tied 1. Time with Lead 00:22 37:50.

Game 9 | Dec. 11, 2022 | Auburn, Ala. Auburn 81, Louisiana-Lafayette 41

Official Basketball Box Score - Final Louisiana at Auburn. Game Time: 2:00 PM. Game Duration: 2:06. Attendance: 2,447. Louisiana - 41 Record: 5-5. Shooting By Period: 1st FG% 3-16 18.8%, 3PT% 0-2 0.0%, FT% 0-0 0.0%

Auburn - 81 Record: 7-2. Shooting By Period: 1st FG% 1-3 33.3%, 3PT% 1-1 100.0%, FT% 1-1 100.0%. Technical Fouls: NONE. Dead Ball Rebounds: 4, 1.

Cajuns Tigers. Biggest lead 0 (1st 10:00) 40 (4th 0:09). Best Scoring Run 6 (4th 8:35) 12 (3rd 6:45). Lead Changes 0. Times Tied 0. Time with Lead 00:00 39:41.

Game 10 | Dec. 15, 2022 | Auburn, Ala. Auburn 79, North Carolina A&T 63

Official Basketball Box Score - Final N.C. A&T at Auburn. Game Time: 7:00 PM. Game Duration: 2:04. Attendance: 1,795. N.C. A&T - 63 Record: 5-4. Shooting By Period: 1st FG% 3-12 25.0%, 3PT% 0-2 0.0%, FT% 4-5 80%

Auburn - 79 Record: 8-2. Shooting By Period: 1st FG% 7-19 36.8%, 3PT% 2-8 25.0%, FT% 3-4 75%. Technical Fouls: NONE. Dead Ball Rebounds: 5, 0.

NCAT Auburn. Biggest lead 0 (1st 10:00) 29 (3rd 6:30). Best Scoring Run 9 (3rd 4:08) 11 (3rd 7:59). Lead Changes 0. Times Tied 0. Time with Lead 00:00 39:03.

Game 11 | Dec. 18, 2022 | Auburn, Ala. Auburn 91, Samford 37

Official Basketball Box Score - Final Samford at Auburn. Game Time: 12:00 PM. Game Duration: 1:51. Attendance: 2,013. Samford - 37 Record: 4-9. Shooting By Period: 1st FG% 3-13 23.1%, 3PT% 0-5 0.0%, FT% 0-0 0.0%

Auburn - 91 Record: 9-2. Shooting By Period: 1st FG% 7-15 46.7%, 3PT% 2-6 33.3%, FT% 0-0 0.0%

SAM Auburn. Biggest lead 0 (1st 10:00) 56 (4th 5:01). Best Scoring Run 5 (3rd 9:26) 16 (2nd 5:55). Lead Changes 0. Times Tied 0. Time with Lead 00:00 38:59.

2022-23 AUBURN WOMEN'S BASKETBALL

Game 29 | Auburn vs. Georgia | SEC Tournament | March 2, 2023

Game 12 | Dec. 20, 2022 | Auburn, Ala. Auburn 77, North Florida 49

NCAA logo, Official Basketball Box Score - Final, North Florida at Auburn, 12/20/22 Neville Arena, Auburn, Ala. 2022-23 Women's Basketball, Game Time: 12:00 PM, Game Duration: 2:01, Attendance: 1,984, Officials: Billy Smith, Joseph Vaszy, Karen Preato

North Florida - 49, Record: 3-6, Box score table with columns for Player, Min, FG, 3P, FT, Rebounds, Fouls, TP, AS, TO, ST, Blocks, +/-, and Shooting By Period.

Auburn - 77, Record: 10-2, Box score table with columns for Player, Min, FG, 3P, FT, Rebounds, Fouls, TP, AS, TO, ST, Blocks, +/-, and Shooting By Period.

Summary statistics for Game 12 including Unf, Auburn, Points from Turnovers, Period by Period Scoring, Best Scoring Run, Lead Changes, Times Tied, and Time with Lead.

Game 13 | Dec. 29, 2022 | Oxford, Miss. Ole Miss 79, Auburn 47

NCAA logo, Official Basketball Box Score - Final, Auburn at Ole Miss, 12/29/22 The Sandy and John Black Pavilion at Ole Miss, Oxford, MS. 2022-23 Women's Basketball, Game Time: 6:00 PM, Game Duration: 2:01, Attendance: 2,969, Officials: Brian Garland, Meadow Overstreet, Billy Smith

Auburn - 47, Record: 10-3 (0-1), Box score table with columns for Player, Min, FG, 3P, FT, Rebounds, Fouls, TP, AS, TO, ST, Blocks, +/-, and Shooting By Period.

Ole Miss - 79, Record: 12-2 (1-0), Box score table with columns for Player, Min, FG, 3P, FT, Rebounds, Fouls, TP, AS, TO, ST, Blocks, +/-, and Shooting By Period.

Summary statistics for Game 13 including Unf, Auburn, Points from Turnovers, Period by Period Scoring, Best Scoring Run, Lead Changes, Times Tied, and Time with Lead.

Game 14 | Jan. 1, 2023 | Auburn, Ala. Missouri 62, Auburn 56

NCAA logo, Official Basketball Box Score - Final, Missouri at Auburn, 01/01/23 Neville Arena, Auburn, Ala. 2022-23 Women's Basketball, Game Time: 3:00 PM, Game Duration: 2:07, Attendance: 2,131, Officials: Denise Brooks, Michael McConnell, Sal Esho

Missouri - 62, Record: 13-2 (2-0), Box score table with columns for Player, Min, FG, 3P, FT, Rebounds, Fouls, TP, AS, TO, ST, Blocks, +/-, and Shooting By Period.

Auburn - 56, Record: 10-4 (0-2), Box score table with columns for Player, Min, FG, 3P, FT, Rebounds, Fouls, TP, AS, TO, ST, Blocks, +/-, and Shooting By Period.

Summary statistics for Game 14 including Mizzou, Auburn, Points from Turnovers, Period by Period Scoring, Best Scoring Run, Lead Changes, Times Tied, and Time with Lead.

Game 15 | Jan. 5, 2023 | Columbia, S.C. #1 South Carolina 94, Auburn 42

NCAA logo, Official Basketball Box Score - Final, Auburn at South Carolina, 01/05/23 Colonial Life Arena, Columbia, SC. 2022-23 Women's Basketball, Game Time: 7:00 PM, Game Duration: 1:49, Attendance: 11,552, Officials: Cameron Inouye, Natasha Camy, Timothy Green

Auburn - 42, Record: 10-5 (0-3), Box score table with columns for Player, Min, FG, 3P, FT, Rebounds, Fouls, TP, AS, TO, ST, Blocks, +/-, and Shooting By Period.

South Carolina - 94, Record: 15-0 (3-0), Box score table with columns for Player, Min, FG, 3P, FT, Rebounds, Fouls, TP, AS, TO, ST, Blocks, +/-, and Shooting By Period.

Summary statistics for Game 15 including Auburn, USC, Points from Turnovers, Period by Period Scoring, Best Scoring Run, Lead Changes, Times Tied, and Time with Lead.

Game 16 | Jan. 8, 2023 | Auburn, Ala.
Alabama 88, Auburn 57



Official Basketball Box Score - Final
Alabama at Auburn
01/08/23 Neville Arena, Auburn, Ala.
2022-23 Women's Basketball

Game Time: 4:00 PM
Game Duration: 1:55
Attendance: 3,078

Officials: Eric Brewton, Brian Hal, Tails Green

Alabama - 88
Record: 13-4 (2-2)
Table with columns: NO. Name, Min, FG, 3P, FT, Rebounds, Fouls, TP, AS, TO, ST, Blocks, +/-

Technical Fouls: NONE

Dead Ball Rebounds: 2, 1

Auburn - 57
Record: 10-6 (0-4)
Table with columns: NO. Name, Min, FG, 3P, FT, Rebounds, Fouls, TP, AS, TO, ST, Blocks, +/-

Technical Fouls: NONE

Dead Ball Rebounds: 3, 0

Summary table with columns: Bama, Auburn, Points from Turnovers, Paint, Second Chance, Fast Breaks, Bench

Game 18 | Jan. 19, 2023 | Auburn, Ala.
Mississippi State 72, Auburn 58



Official Basketball Box Score - Final
Auburn at Mississippi St.
01/19/23 Humphrey Coliseum, Starkville
2022-23 Women's Basketball

Game Time: 7:02 PM
Game Duration: 1:58
Attendance: 5,521

Officials: Brian Gartand, Maj Forsberg, Fatou Casoko-Stehens

Auburn - 58
Record: 10-8 (0-6)
Table with columns: NO. Name, Min, FG, 3P, FT, Rebounds, Fouls, TP, AS, TO, ST, Blocks, +/-

Technical Fouls: NONE

Dead Ball Rebounds: 4, 1

Mississippi St. - 72
Record: 14-5 (3-3)
Table with columns: NO. Name, Min, FG, 3P, FT, Rebounds, Fouls, TP, AS, TO, ST, Blocks, +/-

Technical Fouls: NONE

Dead Ball Rebounds: 6, 0

Summary table with columns: AU, MSU, Points from Turnovers, Paint, Second Chance, Fast Breaks, Bench

Game 17 | Jan. 15, 2023 | Baton Rouge, La.
#5 LSU 84, Auburn 54



Official Basketball Box Score - Final
Auburn at LSU
01/15/23 Maravich Assembly Center, Baton Rouge
2022-23 Women's Basketball

Game Time: 2:00 PM
Game Duration: 1:48
Attendance: 11,475

Officials: William L. Smith, Ashley Goode, Safi Esho

Auburn - 54
Record: 10-7 (0-5)
Table with columns: NO. Name, Min, FG, 3P, FT, Rebounds, Fouls, TP, AS, TO, ST, Blocks, +/-

Technical Fouls: NONE

Dead Ball Rebounds: 4, 0

LSU - 84
Record: 18-0 (6-0)
Table with columns: NO. Name, Min, FG, 3P, FT, Rebounds, Fouls, TP, AS, TO, ST, Blocks, +/-

Technical Fouls: NONE

Dead Ball Rebounds: 5, 0

Summary table with columns: AUB, LSU, Points from Turnovers, Paint, Second Chance, Fast Breaks, Bench

Game 19 | Jan. 22, 2023 | Auburn, Ala.
Auburn 77, Ole Miss 76 (OT)



Official Basketball Box Score - Final
Ole Miss at Auburn
01/22/23 Neville Arena, Auburn, Ala.
2022-23 Women's Basketball

Game Time: 4:00 PM
Game Duration: 2:28
Attendance: 3,093

Officials: Felicia Grinter, Bill Laranca, Chaney Muench

Ole Miss - 76
Record: 16-4 (5-2)
Table with columns: NO. Name, Min, FG, 3P, FT, Rebounds, Fouls, TP, AS, TO, ST, Blocks, +/-

Technical Fouls: NONE

Dead Ball Rebounds: 7, 1

Auburn - 77
Record: 11-8 (1-6)
Table with columns: NO. Name, Min, FG, 3P, FT, Rebounds, Fouls, TP, AS, TO, ST, Blocks, +/-

Technical Fouls: NONE

Dead Ball Rebounds: 4, 1

Summary table with columns: Rebs, Tigers, Points from Turnovers, Paint, Second Chance, Fast Breaks, Bench

Game 24 | Feb. 12, 2023 | Tuscaloosa, Ala. Alabama 69, Auburn 46

NCAA logo, Official Basketball Box Score - Final, Auburn at Alabama, Game Time: 4:00 PM, Game Duration: 1:55, Attendance: 2,735

Main box score table for Auburn vs Alabama, including player names, minutes, FG, 3P, FT, Rebounds, Fouls, TP, AS, TO, ST, Blocks, and +/-.

Shooting By Period table for Auburn vs Alabama, showing FG, 3PT, FT percentages for 1st, 2nd, 3rd, and 4th quarters, plus GM FG and FT.

Main box score table for Alabama vs Auburn, including player names, minutes, FG, 3P, FT, Rebounds, Fouls, TP, AS, TO, ST, Blocks, and +/-.

Shooting By Period table for Alabama vs Auburn, showing FG, 3PT, FT percentages for 1st, 2nd, 3rd, and 4th quarters, plus GM FG and FT.

Summary statistics table for Auburn vs Alabama, including Biggest lead, Best Scoring Run, Lead Changes, Times Tied, Time with Lead, Points from Turnovers, Paint, Second Chance, Fast Breaks, and Bench.

Game 25 | Feb. 16, 2023 | Auburn, Ala. Auburn 65, Texas A&M 55

NCAA logo, Official Basketball Box Score - Final, Texas A&M at Auburn, Game Time: 5:00 PM, Game Duration: 2:12, Attendance: 2,293

Main box score table for Texas A&M vs Auburn, including player names, minutes, FG, 3P, FT, Rebounds, Fouls, TP, AS, TO, ST, Blocks, and +/-.

Shooting By Period table for Texas A&M vs Auburn, showing FG, 3PT, FT percentages for 1st, 2nd, 3rd, and 4th quarters, plus GM FG and FT.

Main box score table for Auburn vs Texas A&M, including player names, minutes, FG, 3P, FT, Rebounds, Fouls, TP, AS, TO, ST, Blocks, and +/-.

Shooting By Period table for Auburn vs Texas A&M, showing FG, 3PT, FT percentages for 1st, 2nd, 3rd, and 4th quarters, plus GM FG and FT.

Summary statistics table for Auburn vs Texas A&M, including Biggest lead, Best Scoring Run, Lead Changes, Times Tied, Time with Lead, Points from Turnovers, Paint, Second Chance, Fast Breaks, and Bench.

Game 26 | Feb. 19, 2023 | Knoxville, Tenn. Tennessee 83, Auburn 76

NCAA logo, Official Basketball Box Score - Final, Auburn at Tennessee, Game Time: 12:02 PM, Game Duration: 2:11, Attendance: 9,039

Main box score table for Auburn vs Tennessee, including player names, minutes, FG, 3P, FT, Rebounds, Fouls, TP, AS, TO, ST, Blocks, and +/-.

Shooting By Period table for Auburn vs Tennessee, showing FG, 3PT, FT percentages for 1st, 2nd, 3rd, and 4th quarters, plus GM FG and FT.

Main box score table for Tennessee vs Auburn, including player names, minutes, FG, 3P, FT, Rebounds, Fouls, TP, AS, TO, ST, Blocks, and +/-.

Shooting By Period table for Tennessee vs Auburn, showing FG, 3PT, FT percentages for 1st, 2nd, 3rd, and 4th quarters, plus GM FG and FT.

Summary statistics table for Auburn vs Tennessee, including Biggest lead, Best Scoring Run, Lead Changes, Times Tied, Time with Lead, Points from Turnovers, Paint, Second Chance, Fast Breaks, and Bench.

Game 27 | Feb. 23, 2023 | Athens, Ga. Georgia 70, Auburn 59

NCAA logo, Official Basketball Box Score - Final, Auburn at Georgia, Game Time: 7:00 PM, Game Duration: 2:08, Attendance: 2,571

Main box score table for Auburn vs Georgia, including player names, minutes, FG, 3P, FT, Rebounds, Fouls, TP, AS, TO, ST, Blocks, and +/-.

Shooting By Period table for Auburn vs Georgia, showing FG, 3PT, FT percentages for 1st, 2nd, 3rd, and 4th quarters, plus GM FG and FT.

Main box score table for Georgia vs Auburn, including player names, minutes, FG, 3P, FT, Rebounds, Fouls, TP, AS, TO, ST, Blocks, and +/-.

Shooting By Period table for Georgia vs Auburn, showing FG, 3PT, FT percentages for 1st, 2nd, 3rd, and 4th quarters, plus GM FG and FT.

Summary statistics table for Auburn vs Georgia, including Biggest lead, Best Scoring Run, Lead Changes, Times Tied, Time with Lead, Points from Turnovers, Paint, Second Chance, Fast Breaks, and Bench.

Game 28 | Feb. 26, 2023 | Auburn, Ala.
Auburn 78, Vanderbilt 76

Game 29 | March 2, 2023 | Greenville, S.C.
Auburn vs. Georgia



Official Basketball Box Score - Final
Vanderbilt at Auburn
02/26/23 Neville Arena, Auburn, Ala.
2022-23 Women's Basketball

Game Time: 3:00 PM
Game Duration: 2:15
Attendance: 2,687

Officials: Gina Cross, Bill Larence, Timothy Greene

Vanderbilt - 76		Record: 12-18 (3-13)													Shooting By Period							
NO.	Name	Min	FG	3P	FT	Rebounds		Fouls		TP	AS	TO	ST	Blocks		+/-	1st	2nd	3rd	4th		
			M-A	M-A	M-A	OR	DR	TOT	PF	FD				BS	BA		FG%	3PT%	FT%	GM		
35	Sacha Washington	F 27:13	6-12	0-0	2-4	4	8	12	5	3	14	1	1	1	0	1	4-9	3-4	4-6	6-18	44.4%	
11	Ciaja Harbison	G 36:37	9-15	1-3	8-9	0	2	2	1	7	27	7	5	1	0	2	3-4	4-6	10-10	10-10	75.0%	
14	Marnelle Garraud	G 35:34	7-12	3-4	0-2	0	1	1	5	3	17	2	5	0	0	0	8-14	1-1	10-10	10-10	57.1%	
21	Bella LaChance	G 29:12	0-4	0-2	6-6	0	0	0	2	8	6	1	2	0	0	0	1-1	10-10	10-10	10-10	100.0%	
24	Ryanne Allen	G 28:39	1-3	1-3	0-2	1	3	4	3	3	3	1	0	2	0	0	10-10	10-10	10-10	10-10	100.0%	
5	Yaubryon Chambers	17:04	1-2	0-0	2-2	0	2	2	4	3	4	0	0	0	0	1	8-12	0-2	4-7	6-7	66.7%	
12	Demi Washington	25:15	2-5	0-2	1-1	1	3	4	2	1	5	1	2	4	1	0	0-2	0-2	0-0	0-0	0.0%	
2	Jada Brown	00:26	0-0	0-0	0-0	0	0	0	0	0	0	0	1	0	0	0	4-7	0-0	0-0	0-0	57.1%	
Team						2	2	4			0		1				6-18	1-7	1-3	2-3	33.3%	
Totals			26-53	5-14	19-26	8	21	29	22	28	76	13	17	8	2	3		26-53	5-14	19-26		49.1%

Technical Fouls: NONE

Dead Ball Rebounds: 4, 2

Auburn - 78		Record: 15-13 (5-11)													Shooting By Period							
NO.	Name	Min	FG	3P	FT	Rebounds		Fouls		TP	AS	TO	ST	Blocks		+/-	1st	2nd	3rd	4th		
			M-A	M-A	M-A	OR	DR	TOT	PF	FD				BS	BA		FG%	3PT%	FT%	GM		
33	Kharyssa Richardson	F 23:18	5-7	0-0	0-0	1	2	3	4	1	10	0	0	2	1	0	10-17	2-6	1-1	0-0	58.8%	
2	Sanja Wells	G 18:51	5-9	2-5	1-1	0	1	1	3	2	13	0	2	1	0	0	2-6	1-1	0-0	0-0	33.3%	
3	Jakayla Johnson	G 13:29	0-1	0-0	0-0	0	0	0	1	0	0	2	0	1	0	0	6-18	1-3	2-3	0-0	100.0%	
5	Aicha Coulibaly	G 38:41	4-18	0-0	6-8	3	1	4	1	9	14	4	2	2	0	1	3-3	1-3	2-3	0-0	33.3%	
23	Honesty Scott-Grayson	G 37:25	5-15	3-11	2-3	1	2	3	3	1	15	6	3	5	1	0	2-3	2-3	0-0	0-0	66.7%	
10	Sydney Shaw	18:05	2-2	1-1	3-3	0	2	2	5	1	8	3	2	1	0	0	7-16	1-3	0-0	0-0	43.8%	
12	Mar'shaun Bostic	25:28	1-1	0-0	3-4	0	4	4	3	2	5	3	1	0	0	0	1-4	1-1	0-0	0-0	25.0%	
51	Precious Johnson	10:08	2-3	0-0	2-4	0	3	3	2	3	6	0	2	0	1	1	11-16	0-0	0-0	0-0	68.8%	
4	Kaitlyn Duhon	06:42	2-3	0-0	0-0	1	1	2	2	0	4	1	0	0	0	0	4-11	2-4	0-0	0-0	36.4%	
1	Mya Pratcher	02:48	0-1	0-0	0-0	0	0	0	2	1	0	0	1	0	0	0	2-4	0-0	0-0	0-0	50.0%	
20	Oyindamola Akinbolawa	05:05	1-2	0-0	1-4	2	2	4	2	2	3	0	1	0	0	0	4-7	0-0	0-0	0-0	57.1%	
Team						3	4	7			0		1				27-62	6-17	18-27		43.5%	
Totals			27-62	6-17	18-27	11	22	33	28	22	78	19	15	12	3	2		6-17	18-27			35.3%

Technical Fouls: NONE

Dead Ball Rebounds: 10, 0

	Vandy	Auburn	Points from	Vandy/Auburn	Period by Period Scoring					
Biggest lead	7 (3rd 8:34)	13 (4th 5:26)	Turnovers	15 / 20	1st	2nd	3rd	4th	TOT	
Best Scoring Run	11(4th 0:34)	11(4th 5:26)	Paint	34 / 34	Vandy	15	27	20	14	76
Lead Changes	16		Second Chance	9 / 5	Auburn	23	15	26	14	78
Times Tied	4		Fast Breaks	9 / 19						
Time with Lead	10:30	28:35	Bench	9 / 26						

Game 30 | TBA | TBA
Auburn vs. TBA

Game 31 | TBA | TBA
Auburn vs. TBA



2022-23 Auburn Women's Basketball
 Combined Team Statistics
 All games

Game Records

Record	Overall	Home	Away	Neutral
ALL GAMES	15-13	13-5	1-7	1-1
CONFERENCE	5-11	4-4	1-7	0-0
NON-CONFERENCE	10-2	9-1	0-0	1-1

Score by Periods

Team	1st	2nd	3rd	4th	OT	TOT
Auburn	419	468	542	454	7	1890
Opponents	439	462	477	481	6	1865

Team Box Score

No.	Player	Total			3-Point			F-Throw		Rebounds				Other				PTS	AVG			
		GP-GS	MIN	AVG	FG-FGA	FG%	3FG-3FGA	3FG%	FT-FTA	FT%	OFF	DEF	TOT	AVG	PF	DQ	A			TO	BLK	STL
5	COULIBALY, Aicha	22-21	685:56	31.2	134-322	.416	11-49	.224	82-124	.661	51	88	139	6.3	45	1	56	56	14	48	361	16.4
23	SCOTT-GRAYSON, Honesty	25-24	711:09	28.4	117-287	.408	40-105	.381	56-81	.691	16	74	90	3.6	68	2	56	58	13	53	330	13.2
10	SHAW, Sydney	28-23	647:30	23.1	76-218	.349	35-100	.350	14-17	.824	6	64	70	2.5	36	1	64	53	10	20	201	7.2
33	RICHARDSON, Kharyssa	25-24	518:30	20.7	69-159	.434	0-7	.000	35-47	.745	52	66	118	4.7	66	0	5	32	22	22	173	6.9
2	WELLS, Sania	28-7	531:45	19.0	64-171	.374	19-66	.288	44-60	.733	8	41	49	1.8	43	0	26	40	9	24	191	6.8
11	LEVY, Romi	23-14	474:10	20.6	59-130	.454	8-25	.320	29-42	.690	32	65	97	4.2	37	0	33	33	17	18	155	6.7
12	BOSTIC, Mar'shaun	28-2	424:11	15.1	51-120	.425	1-2	.500	39-62	.629	16	33	49	1.8	67	1	47	42	9	34	142	5.1
4	DUHON, Kaitlyn	27-6	379:58	14.1	43-111	.387	1-10	.100	20-30	.667	26	36	62	2.3	50	0	13	22	13	18	107	4.0
51	JOHNSON, Precious	24-3	333:30	13.9	35-60	.583	0-0	.000	20-35	.571	41	30	71	3.0	53	1	1	28	6	6	90	3.8
3	JOHNSON, Jakayla	27-16	440:43	16.3	27-85	.318	7-22	.318	11-15	.733	16	35	51	1.9	40	0	33	28	4	18	72	2.7
0	GRAVES, Amoura	3-0	40:36	13.5	2-6	.333	1-4	.250	0-0	.000	2	4	6	2.0	4	0	3	3	2	1	5	1.7
1	PRATCHER, Mya	26-0	283:35	10.9	9-42	.214	0-1	.000	18-27	.667	14	42	56	2.2	30	0	4	22	12	9	36	1.4
20	AKINBOLAWA, Oyindamola	12-0	103:44	8.6	7-14	.500	0-0	.000	2-8	.250	10	10	20	1.7	17	0	0	15	3	3	16	1.3
24	MCFADDEN, Carsen	15-0	49:43	3.3	4-16	.250	1-6	.167	2-3	.667	5	5	10	0.7	6	0	2	1	0	2	11	0.7
Team											46	60	106									
Total		28	5625		697-1741	.400	124-397	.312	372-551	.675	341	653	994	35.5	562	6	343	447	134	276	1890	67.5
Opponents		28	5623		649-1597	.406	124-406	.305	443-632	.701	349	751	1100	39.3	529	14	313	542	82	202	1865	66.6

Team Statistics

	AUB	OPP
Scoring	1890	1865
Points per game	67.5	66.6
Scoring margin	+0.9	-
Field goals-att	697-1741	649-1597
Field goal pct	.400	.406
3 point fg-att	124-397	124-406
3-point FG pct	.312	.305
3-pt FG made per game	4.4	4.4
Free throws-att	372-551	443-632
Free throw pct	.675	.701
F-Throws made per game	13.3	15.8
Rebounds	994	1100
Rebounds per game	35.5	39.3
Rebounding margin	-3.8	-
Assists	343	313
Assists per game	12.3	11.2
Turnovers	447	542
Turnovers per game	16.0	19.4
Turnover margin	+3.4	-
Assist/turnover ratio	0.8	0.6
Steals	276	202
Steals per game	9.9	7.2
Blocks	134	82
Blocks per game	4.8	2.9
Winning streak	1	-
Home win streak	2	-
Attendance	41113	48085
Home games-Avg/Game	18-2284	8-6011
Neutral site-Avg/Game	-	2-1093

Team Results

Date	Opponent		Score	Att.
11/08/2022	Sam Houston	W	90-76	1913
11/10/2022	South Alabama	W	71-62	1955
11/16/2022	Georgia Tech	L	51-57	1932
11/20/2022	Alabama St.	W	88-49	2065
11/25/2022	vs Indiana	L	81-96	1093
11/26/2022	vs Colorado St.	W	74-73	1093
11/30/2022	Little Rock	W	70-48	1855
12/03/2022	UCF	W	86-46	1892
12/11/2022	Louisiana	W	81-41	2447
12/15/2022	N.C. A&T	W	79-63	1795
12/18/2022	Samford	W	91-37	2013
12/20/2022	North Florida	W	77-49	1984
12/29/2022	at Ole Miss	L	47-79	2369
01/01/2023	Missouri	L	56-62	2131
01/05/2023	at South Carolina	L	42-94	11552
01/08/2023	Alabama	L	57-88	3078
01/15/2023	at LSU	L	54-84	11475
01/19/2023	at Mississippi St.	L	58-72	5221
01/22/2023	Ole Miss	Wot	77-76	3093
01/26/2023	at Kentucky	W	71-68	3123
01/30/2023	Florida	W	66-55	2551
02/05/2023	Arkansas	L	51-54	2569
02/09/2023	South Carolina	L	48-83	2860
02/12/2023	at Alabama	L	46-69	2735
02/16/2023	Texas A&M	W	65-55	2293
02/19/2023	at Tennessee	L	76-83	9039
02/23/2023	at Georgia	L	59-70	2571
02/26/2023	Vanderbilt	W	78-76	2687



2022-23 Auburn Women's Basketball Combined Team Statistics In Conference games

Game Records

Record	Overall	Home	Away	Neutral
ALL GAMES	5-11	4-4	1-7	0-0
CONFERENCE	5-11	4-4	1-7	0-0
NON-CONFERENCE	0-0	0-0	0-0	0-0

Score by Periods

Team	1st	2nd	3rd	4th	OT	TOT
Auburn	198	222	294	230	7	951
Opponents	286	288	309	279	6	1168

Team Box Score


No.	Player				Total		3-Point		F-Throw		Rebounds								PTS	AVG		
		GP-GS	MIN	AVG	FG-FGA	FG%	3FG-3FGA	3FG%	FT-FTA	FT%	OFF	DEF	TOT	AVG	PF	DQ	A	TO			BLK	STL
5	COULIBALY, Aicha	13-12	427:05	32.9	83-203	.409	5-27	.185	39-69	.565	33	51	84	6.5	26	1	38	39	3	27	210	16.2
23	SCOTT-GRAYSON, Honesty	13-12	404:47	31.1	50-147	.340	15-54	.278	25-40	.625	9	35	44	3.4	36	1	29	29	5	31	140	10.8
2	WELLS, Sania	16-6	336:21	21.0	38-100	.380	9-36	.250	34-44	.773	2	22	24	1.5	28	0	9	22	2	12	119	7.4
33	RICHARDSON, Kharyssa	16-15	332:43	20.8	44-106	.415	0-4	.000	29-38	.763	34	35	69	4.3	43	0	4	17	15	11	117	7.3
10	SHAW, Sydney	16-12	342:03	21.4	33-115	.287	14-49	.286	7-9	.778	4	39	43	2.7	24	1	18	27	6	7	87	5.4
12	BOSTIC, Mar'shaun	16-0	259:51	16.2	30-76	.395	0-0	.000	26-42	.619	9	21	30	1.9	39	1	26	26	7	22	86	5.4
11	LEVY, Romi	13-8	256:06	19.7	24-66	.364	2-12	.167	16-25	.640	15	25	40	3.1	20	0	16	18	6	5	66	5.1
51	JOHNSON, Precious	14-3	179:18	12.8	18-28	.643	0-0	.000	9-17	.529	14	20	34	2.4	34	1	1	16	3	2	45	3.2
3	JOHNSON, Jakayla	16-12	278:11	17.4	12-48	.250	3-13	.231	4-6	.667	6	23	29	1.8	26	0	27	22	0	8	31	1.9
4	DUHON, Kaitlyn	15-0	158:36	10.6	10-36	.278	0-2	.000	7-12	.583	8	15	23	1.5	18	0	6	9	2	6	27	1.8
20	AKINBOLAWA, Oyindamola	11-0	101:44	9.2	7-14	.500	0-0	.000	2-8	.250	10	10	20	1.8	16	0	0	13	3	3	16	1.5
1	PRATCHER, Mya	15-0	134:36	9.0	1-17	.059	0-0	.000	5-8	.625	3	16	19	1.3	12	0	1	4	4	2	7	0.5
24	MCFADDEN, Carsen	7-0	13:40	2.0	0-1	.000	0-1	.000	0-0	.000	0	1	1	0.1	2	0	1	0	0	0	0	0.0
Team											25	33	58					9				
Total		16	3225		350-957	.366	48-198	.242	203-318	.638	172	346	518	32.4	324	5	176	251	56	136	951	59.4
Opponents		16	3225		416-924	.450	77-240	.321	259-364	.712	190	466	656	41.0	302	8	220	273	59	109	1168	73.0

Team Statistics

	AUB	OPP
Scoring	951	1168
Points per game	59.4	73.0
Scoring margin	-13.6	-
Field goals-att	350-957	416-924
Field goal pct	.366	.450
3 point fg-att	48-198	77-240
3-point FG pct	.242	.321
3-pt FG made per game	3.0	4.8
Free throws-att	203-318	259-364
Free throw pct	.638	.712
F-Throws made per game	12.7	16.2
Rebounds	518	656
Rebounds per game	32.4	41.0
Rebounding margin	-8.6	-
Assists	176	220
Assists per game	11.0	13.8
Turnovers	251	273
Turnovers per game	15.7	17.1
Turnover margin	+1.4	-
Assist/turnover ratio	0.7	0.8
Steals	136	109
Steals per game	8.5	6.8
Blocks	56	59
Blocks per game	3.5	3.7
Winning streak	1	-
Home win streak	2	-
Attendance	21262	48085
Home games-Avg/Game	8-2658	8-6011
Neutral site-Avg/Game	-	0-0

Team Results

Date	Opponent		Score	Att.
12/29/2022	at Ole Miss	L	47-79	2369
01/01/2023	Missouri	L	56-62	2131
01/05/2023	at South Carolina	L	42-94	11552
01/08/2023	Alabama	L	57-88	3078
01/15/2023	at LSU	L	54-84	11475
01/19/2023	at Mississippi St.	L	58-72	5221
01/22/2023	Ole Miss	Wot	77-76	3093
01/26/2023	at Kentucky	W	71-68	3123
01/30/2023	Florida	W	66-55	2551
02/05/2023	Arkansas	L	51-54	2569
02/09/2023	South Carolina	L	48-83	2860
02/12/2023	at Alabama	L	46-69	2735
02/16/2023	Texas A&M	W	65-55	2293
02/19/2023	at Tennessee	L	76-83	9039
02/23/2023	at Georgia	L	59-70	2571
02/26/2023	Vanderbilt	W	78-76	2687



Amoura Graves
Sophomore • G • 6-0
Ponchatoula, La.
Ponchatoula HS



Mya Pratcher
Freshman • F • 6-1
Memphis, Tenn.
Bartlett HS




Sania Wells
Senior • G • 5-7
Moss Point, Miss.
East Central HS




Jakayla Johnson
Junior • G • 5-9
Clinton, Miss.
Jones College




Kaitlyn Duhon
Freshman • G • 5-10
Houston, Texas
Summer Creek HS



Aicha Coulibaly
Junior • G • 6-0
Mali
IMG Academy (Fla.)



Sydney Shaw
Freshman • G • 5-9
Macungie, Pa.
Emmaus HS



Romi Levy
R-Sophomore • F • 6-3
Herzliya, Israel
Hof Hasharon HS




Mar'Shaun Bostic
Sophomore • G • 5-8
St. Louis, Mo.
Vashon HS



Oyindamola Akinbolawa
Freshman • C • 6-5
Lagos, Nigeria



Audia Young
Freshman • G • 5-9
Tallahassee, Fla.
Florida State Univ. HS



Honesty Scott-Grayson
R-Senior • G • 5-9
Brick, N.J.
Baylor



Carsen McFadden
Junior • G • 5-7
Fairview, Texas
Lovejoy HS



Kharyssa Richardson
Freshman • F • 6-2
Douglasville, Ga.
New Manchester HS



Precious Johnson
Junior • C • 6-5
Baytown, Texas
Texas



Johnnie Harris
Head Coach (2nd year)
Pine Bluff, Ark.
Arkansas Baptist (1996)



Fred Williams
Associate Head Coach
Inglewood, Calif.
Boise State (1979)



Damitria Buchanan
Associate Head Coach
Houston, Texas
Texas A&M (2010)



Ketara Chapel
Assistant Coach
Temple, Texas
Mississippi State (2017)