



**Vanderbilt at Auburn**

02/26/23 Neville Arena, Auburn, Ala.  
2022-23 Women's Basketball

Game Time: 3:00 PM  
Game Duration: 2:15  
Attendance: 2,687

Officials: Gina Cross, Bill Larence, Timothy Greene

Vanderbilt - 76

Record: 12-18 (3-13)

NO.	Name	Min	FG		3P		FT		Rebounds			Fouls		TP	AS	TO	ST	Blocks		+/-
			M-A	M-A	M-A	OR	DR	TOT	PF	FD	BS	BA								
35	Sacha Washington	F 27:13	6-12	0-0	2-4	4	8	12	5	3	14	1	1	1	1	1	0	1		
11	Ciaja Harbison	G 36:37	9-15	1-3	8-9	0	2	2	1	7	27	7	5	1	0	2	2			
14	Marnelle Garraud	G 35:34	7-12	3-4	0-2	0	1	1	5	3	17	2	5	0	0	0	6			
21	Bella LaChance	G 29:12	0-4	0-2	6-6	0	0	0	2	8	6	1	2	0	0	0	-13			
24	Ryanne Allen	G 28:39	1-3	1-3	0-2	1	3	4	3	3	3	1	0	2	0	0	-3			
5	Yaubryon Chambers	17:04	1-2	0-0	2-2	0	2	2	4	3	4	0	0	0	0	1	-9			
12	Demi Washington	25:15	2-5	0-2	1-1	1	3	4	2	1	5	1	2	4	1	0	6			
2	Jada Brown	00:26	0-0	0-0	0-0	0	0	0	0	0	0	0	1	0	0	0	0			
Team									2	2	4			0	1					
<b>Totals</b>			26-53	5-14	19-26	8	21	29	22	28	76	13	17	8	2	3	-2			

Technical Fouls::NONE

Shooting By Period		
1st FG%	4-9	44.4%
3PT%	3-4	75.0%
FT%	4-6	66.7%
2nd FG%	8-14	57.1%
3PT%	1-1	100.0%
FT%	10-10	100%
3rd FG%	8-12	66.7%
3PT%	0-2	0.0%
FT%	4-7	57.1%
4th FG%	6-18	33.3%
3PT%	1-7	14.3%
FT%	1-3	33.3%
GM FG%	26-53	49.1%
3PT%	5-14	35.7%
FT%	19-26	73.1%

Dead Ball Rebounds: 4, 2

Auburn - 78

Record: 15-13 (5-11)

NO.	Name	Min	FG		3P		FT		Rebounds			Fouls		TP	AS	TO	ST	Blocks		+/-
			M-A	M-A	M-A	OR	DR	TOT	PF	FD	BS	BA								
33	Kharyssa Richardson	F 23:18	5-7	0-0	0-0	1	2	3	4	1	10	0	0	2	1	0	7			
2	Sania Wells	G 18:51	5-9	2-5	1-1	0	1	1	3	2	13	0	2	1	0	0	4			
3	Jakayla Johnson	G 13:29	0-1	0-0	0-0	0	0	0	1	0	0	2	0	1	0	0	-5			
5	Aicha Coulibaly	G 38:41	4-18	0-0	6-8	3	1	4	1	9	14	4	2	2	0	1	6			
23	Honesty Scott-Grayson	G 37:25	5-15	3-11	2-3	1	2	3	3	1	15	6	3	5	1	0	1			
10	Sydney Shaw	18:05	2-2	1-1	3-3	0	2	2	5	1	8	3	2	1	0	0	8			
12	Mar'shaun Bostic	25:28	1-1	0-0	3-4	0	4	4	3	2	5	3	1	0	0	0	0			
51	Precious Johnson	10:08	2-3	0-0	2-4	0	3	3	2	3	6	0	2	0	1	1	4			
4	Kaitlyn Duhon	06:42	2-3	0-0	0-0	1	1	2	2	0	4	1	0	0	0	0	-2			
1	Mya Pratcher	02:48	0-1	0-0	0-0	0	0	0	2	1	0	0	1	0	0	0	-11			
20	Oyindamola Akinbolawa	05:05	1-2	0-0	1-4	2	2	4	2	2	3	0	1	0	0	0	-2			
Team									3	4	7			0	1					
<b>Totals</b>			27-62	6-17	18-27	11	22	33	28	22	78	19	15	12	3	2	2			

Technical Fouls::NONE

Shooting By Period		
1st FG%	10-17	58.8%
3PT%	2-6	33.3%
FT%	1-1	100%
2nd FG%	6-18	33.3%
3PT%	1-3	33.3%
FT%	2-3	66.7%
3rd FG%	7-16	43.8%
3PT%	1-4	25.0%
FT%	11-16	68.8%
4th FG%	4-11	36.4%
3PT%	2-4	50.0%
FT%	4-7	57.1%
GM FG%	27-62	43.5%
3PT%	6-17	35.3%
FT%	18-27	66.7%

Dead Ball Rebounds: 10, 0

	Vandy	Auburn
Biggest lead	7 (3 <sup>rd</sup> 8:34)	13 (4 <sup>th</sup> 5:26)
Best Scoring Run	11 (4 <sup>th</sup> 0:34)	11 (4 <sup>th</sup> 5:26)
Lead Changes	16	
Times Tied	4	
Time with Lead	10:30	28:35

Points from	Vandy	Auburn
Turnovers	15	20
Paint	34	34
Second Chance	9	5
Fast Breaks	9	19
Bench	9	26

	Period by Period Scoring				
	1st	2nd	3rd	4th	TOT
Vandy	15	27	20	14	76
Auburn	23	15	26	14	78

**Vanderbilt at Auburn**02/26/23 Neville Arena, Auburn, Ala.  
2022-23 Women's Basketball**Game Time:** 3:00 PM**Game Duration:** 2:15**Attendance:** 2,687**Officials:** Gina Cross, Bill Larence, Timothy Greene**Period 1****Quarter Starters:**

<b>Auburn</b>	2 Wells S	3 Johnson J	5 Coulibaly A	23 Scott-Grayson H	33 Richardson K
<b>Vandy</b>	11 Harbison C	14 Garraud M	21 LaChance B	24 Allen R	35 Washington S

Game Time	Auburn	Score	Diff	Vandy
10:00	33 RICHARDSON K jumpball lost			35 WASHINGTON S jumpball won
09:52	5 COULIBALY A steal (1)			11 HARBISON C turnover lost ball (1)
09:48	2 WELLS S 2pt FG fast break from turnover in the paint, layup made (2)	<b>2-0</b>	<b>2</b>	
09:48	5 COULIBALY A assist (1)			
09:48	2 WELLS S foul drawn (1)			35 WASHINGTON S foul shooting (1 - 1)
09:48	2 WELLS S free throw fast break 1 - 1 made (3)	<b>3-0</b>	<b>3</b>	
09:46	23 SCOTT-GRAYSON H steal (1)			14 GARRAUD M turnover bad pass (1)
09:37	2 WELLS S 3pt FG from turnover, jump shot missed			
09:34				24 ALLEN R defensive rebound (1)
09:07		<b>3-3</b>	<b>0</b>	11 HARBISON C 3pt FG , jump shot made (3)
09:07				35 WASHINGTON S assist (1)
08:54	23 SCOTT-GRAYSON H 2pt FG outside the paint, jump shot made (2)	<b>5-3</b>	<b>2</b>	
08:54	3 JOHNSON J assist (1)			
08:17				14 GARRAUD M 2pt FG in the paint, layup missed
08:13	23 SCOTT-GRAYSON H defensive rebound (1)			
08:03	5 COULIBALY A 2pt FG in the paint, jump shot missed			
07:59				35 WASHINGTON S defensive rebound (1)
07:48				11 HARBISON C 2pt FG in the paint, layup blocked
07:48	33 RICHARDSON K block (1)			
07:48				offensive rebound (3)
07:35		<b>5-6</b>	<b>-1</b>	14 GARRAUD M 3pt FG second chance, jump shot made (3)
07:35				11 HARBISON C assist (1)
07:20	23 SCOTT-GRAYSON H 3pt FG , jump shot missed			
07:17	23 SCOTT-GRAYSON H offensive rebound (2)			
07:16	23 SCOTT-GRAYSON H 2pt FG second chance in the paint, layup made (4)	<b>7-6</b>	<b>1</b>	
06:57		<b>7-8</b>	<b>-1</b>	11 HARBISON C 2pt FG outside the paint, jump shot made (5)
06:31	5 COULIBALY A 2pt FG in the paint, layup missed			
06:29	5 COULIBALY A offensive rebound (1)			
06:28	5 COULIBALY A 2pt FG second chance in the paint, layup blocked			
06:28				35 WASHINGTON S block (1)
06:24				35 WASHINGTON S defensive rebound (2)
06:02	23 SCOTT-GRAYSON H foul personal (1 - 1)			24 ALLEN R foul drawn (1)
06:01				21 LACHANCE B 3pt FG , jump shot missed
05:58	defensive rebound (4)			
05:58				35 WASHINGTON S substitution out
05:58				5 CHAMBERS Y substitution in
05:29	2 WELLS S 3pt FG , jump shot made (6)	<b>10-8</b>	<b>2</b>	
05:29	23 SCOTT-GRAYSON H assist (1)			
05:12	2 WELLS S foul personal (1 - 2)			11 HARBISON C foul drawn (1)
05:01		<b>10-11</b>	<b>-1</b>	24 ALLEN R 3pt FG , jump shot made (3)



**Vanderbilt at Auburn**

02/26/23 Neville Arena, Auburn, Ala.  
2022-23 Women's Basketball

**Game Time:** 3:00 PM  
**Game Duration:** 2:15  
**Attendance:** 2,687

**Officials:** Gina Cross, Bill Larence, Timothy Greene

Game Time	Auburn	Score	Diff	Vandy
05:01				14 GARRAUD M assist (1)
04:55	Timeout 30 Sec			
04:39	33 RICHARDSON K 2pt FG in the paint, jump shot made (2)	<b>12-11</b>	<b>1</b>	
04:39	23 SCOTT-GRAYSON H assist (2)			
04:23				turnover sec 5 (3)
04:20	2 WELLS S 3pt FG from turnover, jump shot missed			
04:18				defensive rebound (5)
04:00	33 RICHARDSON K foul shooting (1 - 3)			21 LACHANCE B foul drawn (1)
04:00				5 CHAMBERS Y substitution out
04:00				35 WASHINGTON S substitution in
04:00		<b>12-12</b>	<b>0</b>	21 LACHANCE B free throw 1 - 2 made (1)
04:00		<b>12-13</b>	<b>-1</b>	21 LACHANCE B free throw 2 - 2 made (2)
03:34	33 RICHARDSON K 2pt FG in the paint, jump shot made (4)	<b>14-13</b>	<b>1</b>	
03:34	3 JOHNSON J assist (2)			
03:19	2 WELLS S foul personal (2 - 4)			14 GARRAUD M foul drawn (1)
03:19	2 WELLS S substitution out			
03:19	10 SHAW S substitution in			
03:12	33 RICHARDSON K steal (1)			11 HARBISON C turnover bad pass (2)
03:02	10 SHAW S 3pt FG from turnover, jump shot made (3)	<b>17-13</b>	<b>4</b>	
03:02	23 SCOTT-GRAYSON H assist (3)			
03:00				Timeout 30 Sec
03:00	3 JOHNSON J substitution out			
03:00	12 BOSTIC M substitution in			
02:44	33 RICHARDSON K steal (2)			11 HARBISON C turnover bad pass (3)
02:39	33 RICHARDSON K 2pt FG fast break from turnover in the paint, layup made (6)	<b>19-13</b>	<b>6</b>	
02:22				11 HARBISON C turnover bad pass (4)
02:04				24 ALLEN R substitution out
02:04				12 WASHINGTON D substitution in
02:01	5 COULIBALY A 2pt FG from turnover in the paint, layup made (2)	<b>21-13</b>	<b>8</b>	
02:01	12 BOSTIC M assist (1)			
01:41	10 SHAW S foul personal (1 - 5)			21 LACHANCE B foul drawn (2)
01:41		<b>21-14</b>	<b>7</b>	21 LACHANCE B free throw 1 - 2 made (3)
01:41		<b>21-15</b>	<b>6</b>	21 LACHANCE B free throw 2 - 2 made (4)
01:41				21 LACHANCE B substitution out
01:41				5 CHAMBERS Y substitution in
01:31	10 SHAW S turnover bad pass (1)			
01:22	33 RICHARDSON K foul personal (2 - 6)			14 GARRAUD M foul drawn (2)
01:22	33 RICHARDSON K substitution out			
01:22	51 JOHNSON P substitution in			
01:22				14 GARRAUD M free throw 1 - 2 missed
01:22				offensive dead ball rebound (1)
01:22				14 GARRAUD M free throw 2 - 2 missed
01:21	defensive rebound (5)			
01:08	23 SCOTT-GRAYSON H 3pt FG , jump shot missed			
01:05				35 WASHINGTON S defensive rebound (3)
00:43				35 WASHINGTON S 2pt FG in the paint, layup missed
00:39	51 JOHNSON P defensive rebound (1)			
00:21	5 COULIBALY A 2pt FG in the paint, layup made (4)	<b>23-15</b>	<b>8</b>	



Official Basketball Play by Play - 1st Period

### Vanderbilt at Auburn

02/26/23 Neville Arena, Auburn, Ala.  
2022-23 Women's Basketball

Game Time: 3:00 PM

Game Duration: 2:15

Attendance: 2,687

Officials: Gina Cross, Bill Larance, Timothy Greene

Game Time	Auburn	Score	Diff	Vandy
00:02				35 WASHINGTON S 2pt FG outside the paint, jump shot missed
00:00	12 BOSTIC M defensive rebound (1)			
<b>END OF PERIOD</b>				
<b>Auburn 23-15 Vandy</b>				



**Vanderbilt at Auburn**

02/26/23 Neville Arena, Auburn, Ala.  
2022-23 Women's Basketball

**Game Time:** 3:00 PM  
**Game Duration:** 2:15  
**Attendance:** 2,687

**Officials:** Gina Cross, Bill Larence, Timothy Greene

**Vanderbilt - 15**

NO.	Name	F	Min	FG			Rebounds			Fouls		TP	AS	TO	ST	Blocks		+/-
				M-A	M-A	M-A	OR	DR	TOT	PF	FD					BS	BA	
35	Sacha Washington	F	08:02	0-2	0-0	0-0	0	3	3	1	0	0	1	0	0	1	0	-6
11	Ciaja Harbison	G	10:00	2-3	1-1	0-0	0	0	0	0	1	5	1	4	0	0	1	-8
14	Marnelle Garraud	G	10:00	1-2	1-1	0-2	0	0	0	0	2	3	1	1	0	0	0	-8
21	Bella LaChance	G	08:19	0-1	0-1	4-4	0	0	0	0	2	4	0	0	0	0	0	-6
24	Ryanne Allen	G	07:56	1-1	1-1	0-0	0	1	1	0	1	3	0	0	0	0	0	-6
5	Yaubryon Chambers		03:39	0-0	0-0	0-0	0	0	0	0	0	0	0	0	0	0	0	-4
12	Demi Washington		02:04	0-0	0-0	0-0	0	0	0	0	0	0	0	0	0	0	0	-2
Team							1	1	2			0		1				
<b>Totals</b>				4-9	3-4	4-6	1	5	6	1	6	15	3	6	0	1	1	-8

Shooting By Period		
1st FG%	4-9	44.4%
3PT%	3-4	75.0%
FT%	4-6	66.7%
GM FG%	4-9	44.4%
3PT%	3-4	75.0%
FT%	4-6	66.7%

Dead Ball Rebounds: 1, 0

Technical Fouls::NONE

**Auburn - 23**

NO.	Name	F	Min	FG			Rebounds			Fouls		TP	AS	TO	ST	Blocks		+/-
				M-A	M-A	M-A	OR	DR	TOT	PF	FD					BS	BA	
33	Kharyssa Richardson	F	08:38	3-3	0-0	0-0	0	0	0	2	0	6	0	0	2	1	0	6
2	Sania Wells	G	06:41	2-4	1-3	1-1	0	0	0	2	1	6	0	0	0	0	0	1
3	Jakayla Johnson	G	07:00	0-0	0-0	0-0	0	0	0	0	0	0	2	0	0	0	0	4
5	Aicha Coulibaly	G	10:00	2-5	0-0	0-0	1	0	1	0	0	4	1	0	1	0	1	8
23	Honesty Scott-Grayson	G	10:00	2-4	0-2	0-0	1	1	2	1	0	4	3	0	1	0	0	8
10	Sydney Shaw		03:19	1-1	1-1	0-0	0	0	0	1	0	3	0	1	0	0	0	7
12	Mar'shaun Bostic		03:00	0-0	0-0	0-0	0	1	1	0	0	0	1	0	0	0	0	4
51	Precious Johnson		01:22	0-0	0-0	0-0	0	1	1	0	0	0	0	0	0	0	0	2
Team							0	2	2			0		0				
<b>Totals</b>				10-17	2-6	1-1	2	5	7	6	1	23	7	1	4	1	1	8

Shooting By Period		
1st FG%	10-17	58.8%
3PT%	2-6	33.3%
FT%	1-1	100%
GM FG%	10-17	58.8%
3PT%	2-6	33.3%
FT%	1-1	100.0%

Dead Ball Rebounds: 0, 0

Technical Fouls::NONE

	Vandy	Auburn
<b>Biggest lead</b>	1 (1 <sup>st</sup> 7:35)	8 (1 <sup>st</sup> 2:01)
<b>Best Scoring Run</b>	3 (1 <sup>st</sup> 9:07)	9 (1 <sup>st</sup> 2:01)
<b>Lead Changes</b>	8	
<b>Times Tied</b>	2	
<b>Time with Lead</b>	02:35	07:00

Points from	Vandy	Auburn
<b>Turnovers</b>	0	10
<b>Paint</b>	0	14
<b>Second Chance</b>	3	2
<b>Fast Breaks</b>	0	5
<b>Bench</b>	0	3

	Period by Period Scoring				
	1st	2nd	3rd	4th	TOT
<b>Vandy</b>	15	27	20	14	76
<b>Auburn</b>	23	15	26	14	78



**Vanderbilt at Auburn**

02/26/23 Neville Arena, Auburn, Ala.  
2022-23 Women's Basketball

**Game Time:** 3:00 PM  
**Game Duration:** 2:15  
**Attendance:** 2,687

**Officials:** Gina Cross, Bill Larence, Timothy Greene

**Period 2**

**Quarter Starters:**

<b>Auburn</b>	5 Coulibaly A	10 Shaw S	12 Bostic M	23 Scott-Grayson H	51 Johnson P
<b>Vandy</b>	5 Chambers Y	11 Harbison C	12 Washington D	14 Garraud M	35 Washington S

Game Time	Auburn	Score	Diff	Vandy
09:51	5 COULIBALY A 2pt FG in the paint, layup made (6)	<b>25-15</b>	<b>10</b>	
09:51	5 COULIBALY A foul drawn (1)			35 WASHINGTON S foul shooting (2 - 1)
09:51				35 WASHINGTON S substitution out
09:51				24 ALLEN R substitution in
09:51	5 COULIBALY A free throw 1 - 1 made (7)	<b>26-15</b>	<b>11</b>	
09:29		<b>26-18</b>	<b>8</b>	14 GARRAUD M 3pt FG , jump shot made (6)
09:29				11 HARBISON C assist (2)
09:10	23 SCOTT-GRAYSON H 2pt FG in the paint, layup missed			
09:08				24 ALLEN R defensive rebound (2)
09:03		<b>26-20</b>	<b>6</b>	14 GARRAUD M 2pt FG in the paint, layup made (8)
08:53	5 COULIBALY A foul drawn (2)			5 CHAMBERS Y foul personal (1 - 2)
08:53	10 SHAW S substitution out			
08:53	23 SCOTT-GRAYSON H substitution out			
08:53	3 JOHNSON J substitution in			
08:53	4 DUHON K substitution in			
08:49	51 JOHNSON P 2pt FG in the paint, layup made (2)	<b>28-20</b>	<b>8</b>	
08:49	5 COULIBALY A assist (2)			
08:35				5 CHAMBERS Y 2pt FG in the paint, layup blocked
08:35	51 JOHNSON P block (1)			
08:29	12 BOSTIC M defensive rebound (2)			
08:28	3 JOHNSON J 2pt FG in the paint, layup missed			
08:28	offensive rebound (9)			
08:28	5 COULIBALY A substitution out			
08:28	1 PRATCHER M substitution in			
08:22	1 PRATCHER M foul drawn (1)			24 ALLEN R foul personal (1 - 3)
08:09	51 JOHNSON P 2pt FG second chance in the paint, layup blocked			
08:09				12 WASHINGTON D block (1)
08:09	offensive rebound (10)			
08:06	turnover shot clock (2)			
07:52		<b>28-22</b>	<b>6</b>	11 HARBISON C 2pt FG from turnover in the paint, jump shot made (7)
07:34	1 PRATCHER M 2pt FG in the paint, jump shot missed			
07:33	offensive dead ball rebound (1)			
07:33	51 JOHNSON P foul drawn (1)			5 CHAMBERS Y foul personal (2 - 4)
07:33	1 PRATCHER M substitution out			
07:33	12 BOSTIC M substitution out			
07:33	5 COULIBALY A substitution in			
07:33	23 SCOTT-GRAYSON H substitution in			
07:22	51 JOHNSON P turnover lost ball (1)			24 ALLEN R steal (1)
07:17	51 JOHNSON P foul personal (1 - 1)			5 CHAMBERS Y foul drawn (1)
07:13				11 HARBISON C 2pt FG from turnover outside the paint, jump shot missed
07:10	4 DUHON K defensive rebound (1)			



**Vanderbilt at Auburn**

02/26/23 Neville Arena, Auburn, Ala.  
2022-23 Women's Basketball

**Game Time:** 3:00 PM  
**Game Duration:** 2:15  
**Attendance:** 2,687

**Officials:** Gina Cross, Bill Larance, Timothy Greene

Game Time	Auburn	Score	Diff	Vandy
06:52	5 COULIBALY A 2pt FG outside the paint, jump shot missed			
06:50	offensive rebound (12)			
06:46	5 COULIBALY A 2pt FG second chance outside the paint, jump shot missed			
06:46				defensive dead ball rebound (2)
06:46	51 JOHNSON P foul personal (2 - 2)			5 CHAMBERS Y foul drawn (2)
06:34	3 JOHNSON J steal (1)			14 GARRAUD M turnover bad pass (2)
06:29	5 COULIBALY A 2pt FG from turnover in the paint, layup missed			
06:25				11 HARBISON C defensive rebound (1)
06:17	23 SCOTT-GRAYSON H steal (2)			12 WASHINGTON D turnover lost ball (1)
06:11	4 DUHON K 2pt FG fast break from turnover in the paint, layup made (2)	<b>30-22</b>	<b>8</b>	
06:11	23 SCOTT-GRAYSON H assist (4)			
05:54		<b>30-24</b>	<b>6</b>	11 HARBISON C 2pt FG in the paint, layup made (9)
05:31	51 JOHNSON P turnover lost ball (2)			12 WASHINGTON D steal (1)
05:19	4 DUHON K foul personal (1 - 3)			11 HARBISON C foul drawn (2)
05:19	3 JOHNSON J substitution out			
05:19	51 JOHNSON P substitution out			
05:19	12 BOSTIC M substitution in			
05:19	20 AKINBOLAWA O substitution in			
05:19				11 HARBISON C substitution out
05:19				2 BROWN J substitution in
05:09	12 BOSTIC M foul personal (1 - 4)			14 GARRAUD M foul drawn (3)
04:55	23 SCOTT-GRAYSON H steal (3)			2 BROWN J turnover bad pass (1)
04:54	jump ball situation			
04:54	20 AKINBOLAWA O turnover lost ball (1)			12 WASHINGTON D steal (2)
04:53	Timeout media			
04:53				2 BROWN J substitution out
04:53				21 LACHANCE B substitution in
04:32		<b>30-26</b>	<b>4</b>	12 WASHINGTON D 2pt FG from turnover outside the paint, jump shot made (2)
04:32				24 ALLEN R assist (1)
04:14	20 AKINBOLAWA O 2pt FG in the paint, layup made (2)	<b>32-26</b>	<b>6</b>	
04:14	4 DUHON K assist (1)			
03:59	20 AKINBOLAWA O foul personal (1 - 5)			5 CHAMBERS Y foul drawn (3)
03:59				24 ALLEN R substitution out
03:59				11 HARBISON C substitution in
03:59		<b>32-27</b>	<b>5</b>	5 CHAMBERS Y free throw 1 - 2 made (1)
03:59		<b>32-28</b>	<b>4</b>	5 CHAMBERS Y free throw 2 - 2 made (2)
03:59				5 CHAMBERS Y substitution out
03:59				35 WASHINGTON S substitution in
03:44	5 COULIBALY A 2pt FG in the paint, jump shot missed			
03:38				35 WASHINGTON S defensive rebound (4)
03:22				12 WASHINGTON D 2pt FG in the paint, layup missed
03:19	20 AKINBOLAWA O defensive rebound (1)			
03:14	5 COULIBALY A 2pt FG in the paint, jump shot missed			
03:11	20 AKINBOLAWA O offensive rebound (2)			
03:11	20 AKINBOLAWA O 2pt FG second chance in the paint, layup missed			
03:11	offensive dead ball rebound (2)			



**Vanderbilt at Auburn**

02/26/23 Neville Arena, Auburn, Ala.  
2022-23 Women's Basketball

**Game Time:** 3:00 PM  
**Game Duration:** 2:15  
**Attendance:** 2,687

**Officials:** Gina Cross, Bill Larence, Timothy Greene

Game Time	Auburn	Score	Diff	Vandy
03:11	20 AKINBOLAWA O foul drawn (1)			12 WASHINGTON D foul personal (1 - 5)
03:11	20 AKINBOLAWA O free throw 1 - 2 missed			
03:11	offensive dead ball rebound (3)			
03:11	20 AKINBOLAWA O free throw 2 - 2 made (3)	<b>33-28</b>	<b>5</b>	
03:11	4 DUHON K foul personal (2 - 6)			21 LACHANCE B foul drawn (3)
03:11		<b>33-29</b>	<b>4</b>	21 LACHANCE B free throw fast break 1 - 2 made (5)
03:11		<b>33-30</b>	<b>3</b>	21 LACHANCE B free throw fast break 2 - 2 made (6)
03:11	4 DUHON K substitution out			
03:11	10 SHAW S substitution in			
02:51	23 SCOTT-GRAYSON H 3pt FG , jump shot missed			
02:47				12 WASHINGTON D defensive rebound (1)
02:35				21 LACHANCE B 2pt FG outside the paint, jump shot missed
02:35				offensive rebound (11)
02:22				35 WASHINGTON S 2pt FG second chance in the paint, layup missed
02:19	20 AKINBOLAWA O defensive rebound (3)			
02:13	10 SHAW S 2pt FG outside the paint, jump shot made (5)	<b>35-30</b>	<b>5</b>	
02:05	20 AKINBOLAWA O foul shooting (2 - 7)			11 HARBISON C foul drawn (3)
02:05	5 COULIBALY A substitution out			
02:05	1 PRATCHER M substitution in			
02:05		<b>35-31</b>	<b>4</b>	11 HARBISON C free throw 1 - 2 made (10)
02:05		<b>35-32</b>	<b>3</b>	11 HARBISON C free throw 2 - 2 made (11)
01:41	23 SCOTT-GRAYSON H 3pt FG , jump shot missed			
01:41				defensive rebound (12)
01:41	1 PRATCHER M substitution out			
01:41	5 COULIBALY A substitution in			
01:29	12 BOSTIC M foul shooting (2 - 8)			11 HARBISON C foul drawn (4)
01:29	12 BOSTIC M substitution out			
01:29	20 AKINBOLAWA O substitution out			
01:29	1 PRATCHER M substitution in			
01:29	3 JOHNSON J substitution in			
01:29		<b>35-33</b>	<b>2</b>	11 HARBISON C free throw 1 - 2 made (12)
01:29		<b>35-34</b>	<b>1</b>	11 HARBISON C free throw 2 - 2 made (13)
01:14	23 SCOTT-GRAYSON H turnover bad pass (1)			
00:59				35 WASHINGTON S 2pt FG from turnover in the paint, layup missed
00:59				35 WASHINGTON S offensive rebound (5)
00:59		<b>35-36</b>	<b>-1</b>	35 WASHINGTON S 2pt FG from turnover second chance in the paint, layup made (2)
00:59	10 SHAW S foul shooting (2 - 9)			35 WASHINGTON S foul drawn (1)
00:59		<b>35-37</b>	<b>-2</b>	35 WASHINGTON S free throw 1 - 1 made (3)
00:42	23 SCOTT-GRAYSON H 3pt FG , jump shot made (7)	<b>38-37</b>	<b>1</b>	
00:42	5 COULIBALY A assist (3)			
00:16		<b>38-39</b>	<b>-1</b>	35 WASHINGTON S 2pt FG in the paint, layup made (5)
00:16	1 PRATCHER M foul shooting (1 - 10)			35 WASHINGTON S foul drawn (2)
00:16		<b>38-40</b>	<b>-2</b>	35 WASHINGTON S free throw 1 - 1 made (6)
00:05	1 PRATCHER M foul offensive (2 - 11)			21 LACHANCE B foul drawn (4)
00:05	1 PRATCHER M turnover offensive (1)			
00:01		<b>38-42</b>	<b>-4</b>	11 HARBISON C 2pt FG from turnover in the paint, jump shot made (15)





Official Basketball Play by Play - 2nd Period

### Vanderbilt at Auburn

02/26/23 Neville Arena, Auburn, Ala.  
2022-23 Women's Basketball

**Game Time:** 3:00 PM

**Game Duration:** 2:15

**Attendance:** 2,687

**Officials:** Gina Cross, Bill Larance, Timothy Greene

Game Time	Auburn	Score	Diff	Vandy
END OF PERIOD				
Auburn 38-42 Vandy				



**Vanderbilt at Auburn**

02/26/23 Neville Arena, Auburn, Ala.  
2022-23 Women's Basketball

Game Time: 3:00 PM  
Game Duration: 2:15  
Attendance: 2,687

Officials: Gina Cross, Bill Larence, Timothy Greene

**Vanderbilt - 27**

NO.	Name	F	Min	FG			Rebounds			Fouls		TP	AS	TO	ST	Blocks		+/-
				M-A	M-A	M-A	OR	DR	TOT	PF	FD					BS	BA	
35	Sacha Washington	F	04:08	2-4	0-0	2-2	1	1	2	1	2	6	0	0	0	0	0	6
11	Ciaja Harbison	G	08:40	3-4	0-0	4-4	0	1	1	0	3	10	1	0	0	0	0	12
14	Marnelle Garraud	G	10:00	2-2	1-1	0-0	0	0	0	0	1	5	0	1	0	0	0	12
21	Bella LaChance	G	04:53	0-1	0-0	2-2	0	0	0	0	2	2	0	0	0	0	0	10
24	Ryanne Allen	G	05:52	0-0	0-0	0-0	0	1	1	1	0	0	1	0	1	0	0	4
5	Yaubryon Chambers		06:01	0-1	0-0	2-2	0	0	0	2	3	2	0	0	0	0	1	4
12	Demi Washington		10:00	1-2	0-0	0-0	0	1	1	1	0	2	0	1	2	1	0	12
2	Jada Brown		00:26	0-0	0-0	0-0	0	0	0	0	0	0	0	1	0	0	0	
Team							1	1	2			0		0				
<b>Totals</b>				8-14	1-1	10-10	2	5	7	5	11	27	2	3	3	1	1	12

Shooting By Period		
2nd FG%	8-14	57.1%
3PT%	1-1	100.0%
FT%	10-10	100%
GM FG%	8-14	57.1%
3PT%	1-1	100.0%
FT%	10-10	100.0%

Dead Ball Rebounds: 0, 1

Technical Fouls::NONE

**Auburn - 15**

NO.	Name	F	Min	FG			Rebounds			Fouls		TP	AS	TO	ST	Blocks		+/-
				M-A	M-A	M-A	OR	DR	TOT	PF	FD					BS	BA	
33	Kharyssa Richardson	F	00:00	0-0	0-0	0-0	0	0	0	0	0	0	0	0	0	0	0	
2	Sania Wells	G	00:00	0-0	0-0	0-0	0	0	0	0	0	0	0	0	0	0	0	
3	Jakayla Johnson	G	05:03	0-1	0-0	0-0	0	0	0	0	0	0	0	1	0	0	-7	
5	Aicha Coulibaly	G	08:41	1-6	0-0	1-1	0	0	0	0	2	3	2	0	0	0	-8	
23	Honesty Scott-Grayson	G	08:40	1-4	1-3	0-0	0	0	0	0	0	3	1	1	2	0	-12	
51	Precious Johnson		04:41	1-2	0-0	0-0	0	0	0	2	1	2	0	2	0	1	-2	
4	Kaitlyn Duhon		05:42	1-1	0-0	0-0	0	1	1	2	0	2	1	0	0	0	-3	
1	Mya Pratcher		02:48	0-1	0-0	0-0	0	0	0	2	1	0	0	1	0	0	-11	
12	Mar'shaun Bostic		06:17	0-0	0-0	0-0	0	1	1	2	0	0	0	0	0	0	-5	
20	Oyindamola Akinbolawa		03:50	1-2	0-0	1-2	1	2	3	2	1	3	0	1	0	0	-3	
10	Sydney Shaw		04:18	1-1	0-0	0-0	0	0	0	1	0	2	0	0	0	0	-9	
Team							3	0	3			0		1				
<b>Totals</b>				6-18	1-3	2-3	4	4	8	11	5	15	4	6	3	1	1	-12

Shooting By Period		
2nd FG%	6-18	33.3%
3PT%	1-3	33.3%
FT%	2-3	66.7%
GM FG%	6-18	33.3%
3PT%	1-3	33.3%
FT%	2-3	66.7%

Dead Ball Rebounds: 3, 0

Technical Fouls::NONE

	Vandy	Auburn
Biggest lead	4 (2 <sup>nd</sup> 0:01)	11 (2 <sup>nd</sup> 9:51)
Best Scoring Run	7(2 <sup>nd</sup> 0:59)	3(2 <sup>nd</sup> 9:51)
Lead Changes	3	
Times Tied	0	
Time with Lead	00:34	09:17

	Vandy	Auburn
Points from		
Turnovers	9	2
Paint	12	8
Second Chance	3	1
Fast Breaks	2	2
Bench	4	9

	Period by Period Scoring				
	1st	2nd	3rd	4th	TOT
Vandy	15	27	20	14	76
Auburn	23	15	26	14	78



**Vanderbilt at Auburn**

02/26/23 Neville Arena, Auburn, Ala.  
2022-23 Women's Basketball

Game Time: 3:00 PM  
Game Duration: 2:15  
Attendance: 2,687

Officials: Gina Cross, Bill Larence, Timothy Greene

**Vanderbilt - 42**

NO.	Name	Min	FG			Rebounds			Fouls		TP	AS	TO	ST	Blocks		+/-
			M-A	3P	FT	OR	DR	TOT	PF	FD					BS	BA	
35	Sacha Washington	F 12:10	2-6	0-0	2-2	1	4	5	2	2	6	1	0	0	1	0	0
11	Ciaja Harbison	G 18:40	5-7	1-1	4-4	0	1	1	0	4	15	2	4	0	0	1	4
14	Marnelle Garraud	G 20:00	3-4	2-2	0-2	0	0	0	0	3	8	1	2	0	0	0	4
21	Bella LaChance	G 13:12	0-2	0-1	6-6	0	0	0	0	4	6	0	0	0	0	0	4
24	Ryanne Allen	G 13:48	1-1	1-1	0-0	0	2	2	1	1	3	1	0	1	0	0	-2
5	Yaubryon Chambers	09:40	0-1	0-0	2-2	0	0	0	2	3	2	0	0	0	0	1	0
12	Demi Washington	12:04	1-2	0-0	0-0	0	1	1	1	0	2	0	1	2	1	0	10
2	Jada Brown	00:26	0-0	0-0	0-0	0	0	0	0	0	0	0	1	0	0	0	0
Team						2	2	4			0		1				
<b>Totals</b>			12-23	4-5	14-16	3	10	13	6	17	42	5	9	3	2	2	4

Shooting By Period		
1 <sup>st</sup> FG%	4-9	44.4%
3PT%	3-4	75.0%
FT%	4-6	66.7%
2 <sup>nd</sup> FG%	8-14	57.1%
3PT%	1-1	100.0%
FT%	10-10	100%
GM FG%	12-23	52.2%
3PT%	4-5	80.0%
FT%	14-16	87.5%

Dead Ball Rebounds: 1, 1

Technical Fouls::NONE

**Auburn - 38**

NO.	Name	Min	FG			Rebounds			Fouls		TP	AS	TO	ST	Blocks		+/-
			M-A	3P	FT	OR	DR	TOT	PF	FD					BS	BA	
33	Kharyssa Richardson	F 08:38	3-3	0-0	0-0	0	0	0	2	0	6	0	0	2	1	0	6
2	Sania Wells	G 06:41	2-4	1-3	1-1	0	0	0	2	1	6	0	0	0	0	0	1
3	Jakayla Johnson	G 12:03	0-1	0-0	0-0	0	0	0	0	0	0	2	0	1	0	0	-3
5	Aicha Coulibaly	G 18:41	3-11	0-0	1-1	1	0	1	0	2	7	3	0	1	0	1	0
23	Honesty Scott-Grayson	G 18:40	3-8	1-5	0-0	1	1	2	1	0	7	4	1	3	0	0	-4
10	Sydney Shaw	07:37	2-2	1-1	0-0	0	0	0	2	0	5	0	1	0	0	0	-2
12	Mar'shaun Bostic	09:17	0-0	0-0	0-0	0	2	2	2	0	0	1	0	0	0	0	-1
51	Precious Johnson	06:03	1-2	0-0	0-0	0	1	1	2	1	2	0	2	0	1	1	0
4	Kaitlyn Duhon	05:42	1-1	0-0	0-0	0	1	1	2	0	2	1	0	0	0	0	-3
1	Mya Pratcher	02:48	0-1	0-0	0-0	0	0	0	2	1	0	0	1	0	0	0	-11
20	Oyindamola Akinbolawa	03:50	1-2	0-0	1-2	1	2	3	2	1	3	0	1	0	0	0	-3
Team						3	2	5			0		1				
<b>Totals</b>			16-35	3-9	3-4	6	9	15	17	6	38	11	7	7	2	2	-4

Shooting By Period		
1 <sup>st</sup> FG%	10-17	58.8%
3PT%	2-6	33.3%
FT%	1-1	100%
2 <sup>nd</sup> FG%	6-18	33.3%
3PT%	1-3	33.3%
FT%	2-3	66.7%
GM FG%	16-35	45.7%
3PT%	3-9	33.3%
FT%	3-4	75.0%

Dead Ball Rebounds: 3, 0

Technical Fouls::NONE

	Vandy	Auburn
Biggest lead	4 (2 <sup>nd</sup> 0:01)	11 (2 <sup>nd</sup> 9:51)
Best Scoring Run	7 (2 <sup>nd</sup> 0:59)	9 (1 <sup>st</sup> 2:01)
Lead Changes	11	
Times Tied	2	
Time with Lead	03:09	16:26

	Vandy	Auburn
Points from		
Turnovers	9	12
Paint	12	22
Second Chance	6	3
Fast Breaks	2	7
Bench	4	12

	Period by Period Scoring				
	1st	2nd	3rd	4th	TOT
Vandy	15	27	20	14	76
Auburn	23	15	26	14	78



**Vanderbilt at Auburn**

02/26/23 Neville Arena, Auburn, Ala.  
2022-23 Women's Basketball

**Game Time:** 3:00 PM  
**Game Duration:** 2:15  
**Attendance:** 2,687

**Officials:** Gina Cross, Bill Larence, Timothy Greene

**Period 3**

**Quarter Starters:**

<b>Auburn</b>	2 Wells S	3 Johnson J	5 Coulibaly A	23 Scott-Grayson H	33 Richardson K
<b>Vandy</b>	11 Harbison C	14 Garraud M	21 LaChance B	24 Allen R	35 Washington S

Game Time	Auburn	Score	Diff	Vandy
10:00	1 PRATCHER M substitution out			
10:00	10 SHAW S substitution out			
10:00	2 WELLS S substitution in			
10:00	33 RICHARDSON K substitution in			
10:00				12 WASHINGTON D substitution out
10:00				24 ALLEN R substitution in
09:35	2 WELLS S 2pt FG outside the paint, jump shot made (8)	<b>40-42</b>	<b>-2</b>	
09:18				14 GARRAUD M 2pt FG in the paint, layup missed
09:15	23 SCOTT-GRAYSON H defensive rebound (3)			
09:12	5 COULIBALY A 2pt FG in the paint, jump shot missed			
09:07				35 WASHINGTON S defensive rebound (6)
09:05	2 WELLS S foul shooting (3 - 1)			11 HARBISON C foul drawn (5)
09:05	2 WELLS S substitution out			
09:05	10 SHAW S substitution in			
09:05		<b>40-43</b>	<b>-3</b>	11 HARBISON C free throw 1 - 2 made (16)
09:05		<b>40-44</b>	<b>-4</b>	11 HARBISON C free throw 2 - 2 made (17)
08:54	5 COULIBALY A foul drawn (3)			21 LACHANCE B foul personal (1 - 1)
08:40	23 SCOTT-GRAYSON H 3pt FG , jump shot missed			
08:37				35 WASHINGTON S defensive rebound (7)
08:34		<b>40-46</b>	<b>-6</b>	11 HARBISON C 2pt FG fast break in the paint, layup made (19)
08:34	3 JOHNSON J foul shooting (1 - 2)			11 HARBISON C foul drawn (6)
08:34	3 JOHNSON J substitution out			
08:34	12 BOSTIC M substitution in			
08:34		<b>40-47</b>	<b>-7</b>	11 HARBISON C free throw fast break 1 - 1 made (20)
08:08	33 RICHARDSON K 2pt FG in the paint, jump shot made (8)	<b>42-47</b>	<b>-5</b>	
08:08	23 SCOTT-GRAYSON H assist (5)			
07:45		<b>42-49</b>	<b>-7</b>	35 WASHINGTON S 2pt FG in the paint, layup made (8)
07:45				11 HARBISON C assist (3)
07:29	10 SHAW S foul drawn (1)			14 GARRAUD M foul shooting (1 - 2)
07:29	10 SHAW S free throw 1 - 3 made (6)	<b>43-49</b>	<b>-6</b>	
07:29	10 SHAW S free throw 2 - 3 made (7)	<b>44-49</b>	<b>-5</b>	
07:29	10 SHAW S free throw 3 - 3 made (8)	<b>45-49</b>	<b>-4</b>	
07:05				14 GARRAUD M turnover travel (3)
06:54	5 COULIBALY A foul drawn (4)			35 WASHINGTON S foul personal (3 - 3)
06:50	5 COULIBALY A 2pt FG from turnover in the paint, jump shot missed			
06:49	5 COULIBALY A offensive rebound (2)			
06:49	5 COULIBALY A foul drawn (5)			24 ALLEN R foul personal (2 - 4)
06:41	23 SCOTT-GRAYSON H 3pt FG from turnover second chance, jump shot missed			
06:36				14 GARRAUD M defensive rebound (1)
06:28		<b>45-51</b>	<b>-6</b>	35 WASHINGTON S 2pt FG in the paint, layup made (10)
06:28				11 HARBISON C assist (4)
06:11	23 SCOTT-GRAYSON H 3pt FG , jump shot made (10)	<b>48-51</b>	<b>-3</b>	



**Vanderbilt at Auburn**

02/26/23 Neville Arena, Auburn, Ala.  
2022-23 Women's Basketball

**Game Time:** 3:00 PM  
**Game Duration:** 2:15  
**Attendance:** 2,687

**Officials:** Gina Cross, Bill Larence, Timothy Greene

Game Time	Auburn	Score	Diff	Vandy
06:11	12 BOSTIC M assist (2)			
05:57		<b>48-53</b>	<b>-5</b>	11 HARBISON C 2pt FG in the paint, jump shot made (22)
05:42	12 BOSTIC M 2pt FG in the paint, layup made (2)	<b>50-53</b>	<b>-3</b>	
05:20	33 RICHARDSON K foul shooting (3 - 3)			35 WASHINGTON S foul drawn (3)
05:20	33 RICHARDSON K substitution out			
05:20	51 JOHNSON P substitution in			
05:20				35 WASHINGTON S free throw 1 - 2 missed
05:20				offensive dead ball rebound (3)
05:20				35 WASHINGTON S free throw 2 - 2 missed
05:18	51 JOHNSON P defensive rebound (2)			
05:07	10 SHAW S turnover lost ball (2)			24 ALLEN R steal (2)
04:59				14 GARRAUD M 2pt FG from turnover outside the paint, jump shot missed
04:56	10 SHAW S defensive rebound (1)			
04:53	5 COULIBALY A foul drawn (6)			11 HARBISON C foul personal (1 - 5)
04:53	Timeout media			
04:53				35 WASHINGTON S substitution out
04:53				5 CHAMBERS Y substitution in
04:53	5 COULIBALY A free throw fast break 1 - 2 made (8)	<b>51-53</b>	<b>-2</b>	
04:53	5 COULIBALY A free throw fast break 2 - 2 made (9)	<b>52-53</b>	<b>-1</b>	
04:41	jump ball situation			
04:32		<b>52-55</b>	<b>-3</b>	14 GARRAUD M 2pt FG in the paint, layup made (10)
04:15	5 COULIBALY A 2pt FG in the paint, layup missed			
04:15	offensive dead ball rebound (4)			
04:15	51 JOHNSON P foul drawn (2)			14 GARRAUD M foul personal (2 - 6)
04:15	51 JOHNSON P free throw 1 - 2 made (3)	<b>53-55</b>	<b>-2</b>	
04:15	51 JOHNSON P free throw 2 - 2 missed			
04:13				24 ALLEN R defensive rebound (3)
03:51				24 ALLEN R 3pt FG , jump shot missed
03:48	51 JOHNSON P defensive rebound (3)			
03:42	23 SCOTT-GRAYSON H 2pt FG in the paint, layup missed			
03:42	offensive dead ball rebound (5)			
03:42	51 JOHNSON P foul drawn (3)			24 ALLEN R foul personal (3 - 7)
03:42				24 ALLEN R substitution out
03:42				12 WASHINGTON D substitution in
03:42	51 JOHNSON P free throw 1 - 2 missed			
03:42	offensive dead ball rebound (6)			
03:42	51 JOHNSON P free throw 2 - 2 made (4)	<b>54-55</b>	<b>-1</b>	
03:20				11 HARBISON C 3pt FG , jump shot missed
03:17	12 BOSTIC M defensive rebound (3)			
03:15	12 BOSTIC M foul drawn (1)			21 LACHANCE B foul shooting (2 - 8)
03:15				Timeout 30 Sec
03:15	12 BOSTIC M free throw fast break 1 - 2 made (3)	<b>55-55</b>	<b>0</b>	
03:15	12 BOSTIC M free throw fast break 2 - 2 made (4)	<b>56-55</b>	<b>1</b>	
03:01		<b>56-57</b>	<b>-1</b>	14 GARRAUD M 2pt FG in the paint, layup made (12)
02:43	5 COULIBALY A 2pt FG in the paint, layup made (11)	<b>58-57</b>	<b>1</b>	
02:43	10 SHAW S assist (1)			
02:43	5 COULIBALY A foul drawn (7)			12 WASHINGTON D foul shooting (2 - 9)
02:43	5 COULIBALY A free throw 1 - 1 made (12)	<b>59-57</b>	<b>2</b>	



**Vanderbilt at Auburn**

02/26/23 Neville Arena, Auburn, Ala.  
2022-23 Women's Basketball

**Game Time:** 3:00 PM  
**Game Duration:** 2:15  
**Attendance:** 2,687

**Officials:** Gina Cross, Bill Larence, Timothy Greene

Game Time	Auburn	Score	Diff	Vandy
02:26	23 SCOTT-GRAYSON H steal (4)			14 GARRAUD M turnover lost ball (4)
02:22	12 BOSTIC M foul drawn (2)			14 GARRAUD M foul shooting (3 - 10)
02:22	12 BOSTIC M free throw fast break 1 - 2 made (5)	<b>60-57</b>	<b>3</b>	
02:22	12 BOSTIC M free throw fast break 2 - 2 missed			
02:20				12 WASHINGTON D defensive rebound (2)
02:06		<b>60-59</b>	<b>1</b>	11 HARBISON C 2pt FG outside the paint, jump shot made (24)
01:53	23 SCOTT-GRAYSON H turnover lost ball (2)			
01:39		<b>60-61</b>	<b>-1</b>	5 CHAMBERS Y 2pt FG from turnover in the paint, layup made (4)
01:39				11 HARBISON C assist (5)
01:21	51 JOHNSON P 2pt FG in the paint, layup made (6)	<b>62-61</b>	<b>1</b>	
01:21	23 SCOTT-GRAYSON H assist (6)			
01:15				21 LACHANCE B turnover travel (1)
01:15	23 SCOTT-GRAYSON H substitution out			
01:15	51 JOHNSON P substitution out			
01:15	2 WELLS S substitution in			
01:15	20 AKINBOLAWA O substitution in			
01:00	5 COULIBALY A 2pt FG from turnover in the paint, layup missed			
00:59	20 AKINBOLAWA O offensive rebound (4)			
00:59	20 AKINBOLAWA O foul drawn (2)			14 GARRAUD M foul personal (4 - 11)
00:59	10 SHAW S substitution out			
00:59	4 DUHON K substitution in			
00:59				14 GARRAUD M substitution out
00:59				24 ALLEN R substitution in
00:59	20 AKINBOLAWA O free throw 1 - 2 missed			
00:59	offensive dead ball rebound (7)			
00:59	20 AKINBOLAWA O free throw 2 - 2 missed			
00:57				5 CHAMBERS Y defensive rebound (1)
00:48	5 COULIBALY A steal (2)			12 WASHINGTON D turnover lost ball (2)
00:42	4 DUHON K 2pt FG fast break from turnover in the paint, layup made (4)	<b>64-61</b>	<b>3</b>	
00:42	5 COULIBALY A assist (4)			
00:23	12 BOSTIC M foul shooting (3 - 4)			11 HARBISON C foul drawn (7)
00:23				11 HARBISON C free throw 1 - 2 missed
00:23				offensive dead ball rebound (4)
00:23		<b>64-62</b>	<b>2</b>	11 HARBISON C free throw 2 - 2 made (25)
00:23	4 DUHON K substitution out			
00:23	10 SHAW S substitution in			
00:23	12 BOSTIC M substitution out			
00:23	4 DUHON K substitution in			
00:01	2 WELLS S 3pt FG , jump shot missed			
00:00	4 DUHON K offensive rebound (2)			
00:01	4 DUHON K 2pt FG second chance in the paint, jump shot missed			
00:01	offensive dead ball rebound (8)			
<b>END OF PERIOD</b>				
<b>Auburn 64-62 Vandy</b>				



**Vanderbilt at Auburn**

02/26/23 Neville Arena, Auburn, Ala.  
2022-23 Women's Basketball

Game Time: 3:00 PM  
Game Duration: 2:15  
Attendance: 2,687

Officials: Gina Cross, Bill Larence, Timothy Greene

**Vanderbilt - 20**

NO.	Name	F	Min	FG			Rebounds			Fouls		TP	AS	TO	ST	Blocks		+/-
				M-A	3P	FT	OR	DR	TOT	PF	FD					BS	BA	
35	Sacha Washington	F	05:07	2-2	0-0	0-2	0	2	2	1	1	4	0	0	0	0	0	-1
11	Ciaja Harbison	G	10:00	3-4	0-1	4-5	0	0	0	1	3	10	3	0	0	0	0	-6
14	Marnelle Garraud	G	09:00	2-4	0-0	0-0	0	1	1	4	0	4	0	2	0	0	0	-5
21	Bella LaChance	G	10:00	0-0	0-0	0-0	0	0	0	2	0	0	0	1	0	0	0	-6
24	Ryanne Allen	G	07:18	0-1	0-1	0-0	0	1	1	2	0	0	0	0	1	0	0	-3
5	Yaubryon Chambers		04:53	1-1	0-0	0-0	0	1	1	0	0	2	0	0	0	0	0	-5
12	Demi Washington		03:42	0-0	0-0	0-0	0	1	1	1	0	0	0	1	0	0	0	-4
Team							0	0	0			0		0				
<b>Totals</b>				8-12	0-2	4-7	0	6	6	11	4	20	3	4	1	0	0	-6

Shooting By Period		
3 <sup>rd</sup> FG%	8-12	66.7%
3PT%	0-2	0.0%
FT%	4-7	57.1%
GM FG%	8-12	66.7%
3PT%	0-2	0.0%
FT%	4-7	57.1%

Dead Ball Rebounds: 2, 0

Technical Fouls::NONE

**Auburn - 26**

NO.	Name	F	Min	FG			Rebounds			Fouls		TP	AS	TO	ST	Blocks		+/-
				M-A	3P	FT	OR	DR	TOT	PF	FD					BS	BA	
33	Kharyssa Richardson	F	04:40	1-1	0-0	0-0	0	0	0	1	0	2	0	0	0	0	0	1
2	Sania Wells	G	02:10	1-2	0-1	0-0	0	0	0	1	0	2	0	0	0	0	0	3
3	Jakayla Johnson	G	01:26	0-0	0-0	0-0	0	0	0	1	0	0	0	0	0	0	0	-2
5	Aicha Coulibaly	G	10:00	1-5	0-0	3-3	1	0	1	0	5	5	1	0	1	0	0	6
23	Honesty Scott-Grayson	G	08:45	1-4	1-3	0-0	0	1	1	0	0	3	2	1	1	0	0	5
1	Mya Pratcher		00:00	0-0	0-0	0-0	0	0	0	0	0	0	0	0	0	0	0	0
10	Sydney Shaw		08:28	0-0	0-0	3-3	0	1	1	0	1	3	1	1	0	0	0	3
12	Mar'shaun Bostic		08:11	1-1	0-0	3-4	0	1	1	1	2	5	1	0	0	0	0	8
51	Precious Johnson		04:05	1-1	0-0	2-4	0	2	2	0	2	4	0	0	0	0	0	4
20	Oyindamola Akinbolawa		01:15	0-0	0-0	0-2	1	0	1	0	1	0	0	0	0	0	0	1
4	Kaitlyn Duhon		01:00	1-2	0-0	0-0	1	0	1	0	0	2	0	0	0	0	0	1
Team							0	0	0			0		0				
<b>Totals</b>				7-16	1-4	11-16	3	5	8	4	11	26	5	2	2	0	0	6

Shooting By Period		
3 <sup>rd</sup> FG%	7-16	43.8%
3PT%	1-4	25.0%
FT%	11-16	68.8%
GM FG%	7-16	43.8%
3PT%	1-4	25.0%
FT%	11-16	68.8%

Dead Ball Rebounds: 5, 0

Technical Fouls::NONE

	Vandy	Auburn
Biggest lead	7 (3 <sup>rd</sup> 8:34)	3 (3 <sup>rd</sup> 2:22)
Best Scoring Run	5(3 <sup>rd</sup> 8:34)	4(3 <sup>rd</sup> 4:53)
Lead Changes	5	
Times Tied	1	
Time with Lead	06:56	02:39

Points from	Vandy	Auburn
Turnovers	2	3
Paint	14	10
Second Chance	0	2
Fast Breaks	3	7
Bench	2	14

	Period by Period Scoring				
	1st	2nd	3rd	4th	TOT
Vandy	15	27	20	14	76
Auburn	23	15	26	14	78



**Vanderbilt at Auburn**

02/26/23 Neville Arena, Auburn, Ala.  
2022-23 Women's Basketball

**Game Time:** 3:00 PM  
**Game Duration:** 2:15  
**Attendance:** 2,687

**Officials:** Gina Cross, Bill Larence, Timothy Greene

**Period 4**

**Quarter Starters:**

<b>Auburn</b>	2 Wells S	5 Coulibaly A	10 Shaw S	23 Scott-Grayson H	33 Richardson K
<b>Vandy</b>	11 Harbison C	12 Washington D	21 LaChance B	24 Allen R	35 Washington S

Game Time	Auburn	Score	Diff	Vandy
10:00	4 DUHON K substitution out			
10:00	20 AKINBOLAWA O substitution out			
10:00	23 SCOTT-GRAYSON H substitution in			
10:00	33 RICHARDSON K substitution in			
10:00				5 CHAMBERS Y substitution out
10:00				35 WASHINGTON S substitution in
09:51	2 WELLS S 2pt FG outside the paint, jump shot made (10)	<b>66-62</b>	<b>4</b>	
09:32				11 HARBISON C 3pt FG , jump shot missed
09:31	defensive rebound (24)			
09:17	5 COULIBALY A turnover bad pass (1)			11 HARBISON C steal (1)
09:14	23 SCOTT-GRAYSON H foul personal (2 - 1)			24 ALLEN R foul drawn (2)
09:11	10 SHAW S foul personal (3 - 2)			21 LACHANCE B foul drawn (5)
09:04				11 HARBISON C 2pt FG from turnover in the paint, jump shot missed
09:01	10 SHAW S defensive rebound (2)			
08:56	23 SCOTT-GRAYSON H 3pt FG fast break, jump shot made (13)	<b>69-62</b>	<b>7</b>	
08:56	10 SHAW S assist (2)			
08:37	10 SHAW S steal (1)			35 WASHINGTON S turnover lost ball (1)
08:31	33 RICHARDSON K 2pt FG fast break from turnover in the paint, layup made (10)	<b>71-62</b>	<b>9</b>	
08:31	10 SHAW S assist (3)			
08:30				Timeout 30 Sec
08:30	10 SHAW S foul personal (4 - 3)			21 LACHANCE B foul drawn (6)
08:12				12 WASHINGTON D 3pt FG , jump shot missed
08:09				35 WASHINGTON S offensive rebound (8)
08:08				35 WASHINGTON S 2pt FG second chance in the paint, layup missed
08:06				35 WASHINGTON S offensive rebound (9)
08:00	10 SHAW S foul personal (5 - 4)			21 LACHANCE B foul drawn (7)
08:00	10 SHAW S substitution out			
08:00	12 BOSTIC M substitution in			
08:00				12 WASHINGTON D substitution out
08:00				14 GARRAUD M substitution in
07:52				21 LACHANCE B 3pt FG second chance, jump shot missed
07:51	defensive rebound (26)			
07:34	2 WELLS S 2pt FG outside the paint, jump shot missed			
07:34				defensive dead ball rebound (5)
07:34	5 COULIBALY A foul personal (1 - 5)			24 ALLEN R foul drawn (3)
07:34				24 ALLEN R free throw 1 - 2 missed
07:34				offensive dead ball rebound (6)
07:34				24 ALLEN R free throw 2 - 2 missed
07:32				24 ALLEN R offensive rebound (4)
07:29				11 HARBISON C substitution out
07:29				12 WASHINGTON D substitution in





**Vanderbilt at Auburn**

02/26/23 Neville Arena, Auburn, Ala.  
2022-23 Women's Basketball

**Game Time:** 3:00 PM  
**Game Duration:** 2:15  
**Attendance:** 2,687

**Officials:** Gina Cross, Bill Larence, Timothy Greene

Game Time	Auburn	Score	Diff	Vandy
07:23				14 GARRAUD M 2pt FG second chance in the paint, layup missed
07:20	33 RICHARDSON K defensive rebound (1)			
07:07	33 RICHARDSON K 2pt FG in the paint, jump shot missed			
07:07	5 COULIBALY A offensive rebound (3)			
06:58	5 COULIBALY A turnover bad pass (2)			12 WASHINGTON D steal (3)
06:47				21 LACHANCE B turnover out of bounds (2)
06:47				24 ALLEN R substitution out
06:47				5 CHAMBERS Y substitution in
06:20	2 WELLS S 3pt FG from turnover, jump shot made (13)	<b>74-62</b>	<b>12</b>	
06:20	12 BOSTIC M assist (3)			
06:01				Timeout 60 Sec
05:49				21 LACHANCE B 2pt FG in the paint, layup missed
05:46	33 RICHARDSON K defensive rebound (2)			
05:26	5 COULIBALY A foul drawn (8)			5 CHAMBERS Y foul shooting (3 - 1)
05:26	5 COULIBALY A free throw 1 - 2 missed			
05:26	offensive dead ball rebound (9)			
05:26	5 COULIBALY A free throw 2 - 2 made (13)	<b>75-62</b>	<b>13</b>	
05:26				21 LACHANCE B substitution out
05:26				11 HARBISON C substitution in
05:10		<b>75-65</b>	<b>10</b>	14 GARRAUD M 3pt FG , jump shot made (15)
05:10				11 HARBISON C assist (6)
04:46	5 COULIBALY A foul drawn (9)			5 CHAMBERS Y foul shooting (4 - 2)
04:46	5 COULIBALY A free throw 1 - 2 made (14)	<b>76-65</b>	<b>11</b>	
04:46	5 COULIBALY A free throw 2 - 2 missed			
04:44				5 CHAMBERS Y defensive rebound (2)
04:24				12 WASHINGTON D 3pt FG , jump shot missed
04:21	2 WELLS S defensive rebound (1)			
04:20	2 WELLS S turnover bad pass (1)			
04:20				5 CHAMBERS Y substitution out
04:20				24 ALLEN R substitution in
04:05				14 GARRAUD M 3pt FG from turnover, jump shot missed
04:02				35 WASHINGTON S offensive rebound (10)
04:02				35 WASHINGTON S 2pt FG from turnover second chance in the paint, layup missed
03:59	5 COULIBALY A defensive rebound (4)			
03:56	5 COULIBALY A 2pt FG in the paint, layup missed			
03:52	33 RICHARDSON K offensive rebound (3)			
03:52	33 RICHARDSON K 2pt FG second chance in the paint, layup missed			
03:48				11 HARBISON C defensive rebound (2)
03:45		<b>76-67</b>	<b>9</b>	35 WASHINGTON S 2pt FG fast break in the paint, layup made (12)
03:45				11 HARBISON C assist (7)
03:19	Timeout 30 Sec			
03:08	23 SCOTT-GRAYSON H 3pt FG , jump shot missed			
03:05				35 WASHINGTON S defensive rebound (11)
02:54				24 ALLEN R 3pt FG , jump shot missed
02:53				12 WASHINGTON D offensive rebound (3)
02:53		<b>76-69</b>	<b>7</b>	12 WASHINGTON D 2pt FG second chance in the paint, layup made (4)



**Vanderbilt at Auburn**

02/26/23 Neville Arena, Auburn, Ala.  
2022-23 Women's Basketball

**Game Time:** 3:00 PM  
**Game Duration:** 2:15  
**Attendance:** 2,687

**Officials:** Gina Cross, Bill Larance, Timothy Greene

Game Time	Auburn	Score	Diff	Vandy
02:53	33 RICHARDSON K foul shooting (4 - 6)			12 WASHINGTON D foul drawn (1)
02:53		<b>76-70</b>	<b>6</b>	12 WASHINGTON D free throw 1 - 1 made (5)
02:34	5 COULIBALY A 2pt FG in the paint, layup missed			
02:31				12 WASHINGTON D defensive rebound (4)
02:26		<b>76-72</b>	<b>4</b>	35 WASHINGTON S 2pt FG in the paint, layup made (14)
02:26				14 GARRAUD M assist (2)
02:11	2 WELLS S turnover bad pass (2)			35 WASHINGTON S steal (1)
02:07		<b>76-74</b>	<b>2</b>	14 GARRAUD M 2pt FG fast break from turnover in the paint, layup made (17)
02:07				12 WASHINGTON D assist (1)
02:07	Timeout 30 Sec			
02:03	jump ball situation			
02:03	12 BOSTIC M turnover lost ball (1)			12 WASHINGTON D steal (4)
01:57				11 HARBISON C 2pt FG from turnover in the paint, layup blocked
01:57	23 SCOTT-GRAYSON H block (1)			
01:51	12 BOSTIC M defensive rebound (4)			
01:47	23 SCOTT-GRAYSON H 3pt FG , jump shot missed			
01:44				35 WASHINGTON S defensive rebound (12)
01:26	2 WELLS S steal (1)			14 GARRAUD M turnover lost ball (5)
01:26	2 WELLS S foul drawn (2)			14 GARRAUD M foul personal (5 - 3)
01:26				14 GARRAUD M substitution out
01:26				21 LACHANCE B substitution in
00:58	23 SCOTT-GRAYSON H foul offensive (3 - 7)			21 LACHANCE B foul drawn (8)
00:58	23 SCOTT-GRAYSON H turnover offensive (3)			
00:34		<b>76-76</b>	<b>0</b>	11 HARBISON C 2pt FG from turnover outside the paint, jump shot made (27)
00:34				21 LACHANCE B assist (1)
00:34	Timeout 60 Sec			
00:32	33 RICHARDSON K foul drawn (1)			35 WASHINGTON S foul personal (4 - 4)
00:04	23 SCOTT-GRAYSON H foul drawn (1)			35 WASHINGTON S foul shooting (5 - 5)
00:04				35 WASHINGTON S substitution out
00:04				5 CHAMBERS Y substitution in
00:04	23 SCOTT-GRAYSON H free throw 1 - 3 missed			
00:04	offensive dead ball rebound (10)			
00:04	23 SCOTT-GRAYSON H free throw 2 - 3 made (14)	<b>77-76</b>	<b>1</b>	
00:04	23 SCOTT-GRAYSON H free throw 3 - 3 made (15)	<b>78-76</b>	<b>2</b>	
00:01	23 SCOTT-GRAYSON H steal (5)			11 HARBISON C turnover lost ball (5)
<b>END OF GAME</b>				
<b>Auburn 78-76 Vandy</b>				



**Vanderbilt at Auburn**

02/26/23 Neville Arena, Auburn, Ala.  
2022-23 Women's Basketball

Game Time: 3:00 PM  
Game Duration: 2:15  
Attendance: 2,687

Officials: Gina Cross, Bill Larence, Timothy Greene

**Vanderbilt - 14**

NO.	Name	F	Min	FG	3P	FT	Rebounds			Fouls		TP	AS	TO	ST	Blocks		+/-
				M-A	M-A	M-A	OR	DR	TOT	PF	FD					BS	BA	
35	Sacha Washington	F	09:56	2-4	0-0	0-0	3	2	5	2	0	4	0	1	1	0	0	2
11	Ciaja Harbison	G	07:57	1-4	0-1	0-0	0	1	1	0	0	2	2	1	1	0	1	4
14	Marnelle Garraud	G	06:34	2-4	1-2	0-0	0	0	0	1	0	5	1	1	0	0	0	7
21	Bella LaChance	G	06:00	0-2	0-1	0-0	0	0	0	0	4	0	1	1	0	0	0	-11
24	Ryanne Allen	G	07:33	0-1	0-1	0-2	1	0	1	0	2	0	0	0	0	0	0	2
12	Demi Washington		09:29	1-3	0-2	1-1	1	1	2	0	1	3	1	0	2	0	0	0
5	Yaubryon Chambers		02:31	0-0	0-0	0-0	0	1	1	2	0	0	0	0	0	0	0	-4
Team							0	0	0			0						
<b>Totals</b>				6-18	1-7	1-3	5	5	10	5	7	14	5	4	4	0	1	0

Shooting By Period		
4 <sup>th</sup> FG%	6-18	33.3%
3PT%	1-7	14.3%
FT%	1-3	33.3%
GM FG%	6-18	33.3%
3PT%	1-7	14.3%
FT%	1-3	33.3%

Dead Ball Rebounds: 1, 1

Technical Fouls::NONE

**Auburn - 14**

NO.	Name	F	Min	FG	3P	FT	Rebounds			Fouls		TP	AS	TO	ST	Blocks		+/-
				M-A	M-A	M-A	OR	DR	TOT	PF	FD					BS	BA	
33	Kharyssa Richardson	F	10:00	1-3	0-0	0-0	1	2	3	1	1	2	0	0	0	0	0	0
2	Sania Wells	G	10:00	2-3	1-1	0-0	0	1	1	0	1	5	0	2	1	0	0	0
3	Jakayla Johnson	G	00:00	0-0	0-0	0-0	0	0	0	0	0	0	0	0	0	0	0	0
5	Aicha Coulibaly	G	10:00	0-2	0-0	2-4	1	1	2	1	2	2	0	2	0	0	0	0
23	Honesty Scott-Grayson	G	10:00	1-3	1-3	2-3	0	0	0	2	1	5	0	1	1	1	0	0
4	Kaitlyn Duhon		00:00	0-0	0-0	0-0	0	0	0	0	0	0	0	0	0	0	0	0
10	Sydney Shaw		02:00	0-0	0-0	0-0	0	1	1	3	0	0	2	0	1	0	0	7
20	Oyindamola Akinbolawa		00:00	0-0	0-0	0-0	0	0	0	0	0	0	0	0	0	0	0	0
12	Mar'shaun Bostic		08:00	0-0	0-0	0-0	0	1	1	0	0	0	1	1	0	0	0	-7
Team							0	2	2			0						
<b>Totals</b>				4-11	2-4	4-7	2	8	10	7	5	14	3	6	3	1	0	0

Shooting By Period		
4 <sup>th</sup> FG%	4-11	36.4%
3PT%	2-4	50.0%
FT%	4-7	57.1%
GM FG%	4-11	36.4%
3PT%	2-4	50.0%
FT%	4-7	57.1%

Dead Ball Rebounds: 2, 0

Technical Fouls::NONE

	Vandy	Auburn
Biggest lead	0 (1 <sup>st</sup> 10:00)	13 (4 <sup>th</sup> 5:26)
Best Scoring Run	11 (4 <sup>th</sup> 0:34)	11 (4 <sup>th</sup> 5:26)
Lead Changes	0	
Times Tied	1	
Time with Lead	00:00	09:21

Points from	Vandy	Auburn
Turnovers	4	5
Paint	8	2
Second Chance	3	0
Fast Breaks	4	5
Bench	3	0

	Period by Period Scoring				
	1st	2nd	3rd	4th	TOT
Vandy	15	27	20	14	76
Auburn	23	15	26	14	78



Vanderbilt at Auburn

02/26/23 Neville Arena, Auburn, Ala.  
2022-23 Women's Basketball

Game Time: 3:00 PM  
Game Duration: 2:15  
Attendance: 2,687

Officials: Gina Cross, Bill Larence, Timothy Greene

Vanderbilt - 34

NO.	Name	Min	FG			Rebounds			Fouls		TP	AS	TO	ST	Blocks		+/-
			M-A	M-A	M-A	OR	DR	TOT	PF	FD					BS	BA	
35	Sacha Washington	F 15:03	4-6	0-0	0-2	3	4	7	3	1	8	0	1	1	0	0	1
11	Ciaja Harbison	G 17:57	4-8	0-2	4-5	0	1	1	1	3	12	5	1	1	0	1	-2
14	Marnelle Garraud	G 15:34	4-8	1-2	0-0	0	1	1	5	0	9	1	3	0	0	0	2
21	Bella LaChance	G 16:00	0-2	0-1	0-0	0	0	0	2	4	0	1	2	0	0	0	-17
24	Ryanne Allen	G 14:51	0-2	0-2	0-2	1	1	2	2	2	0	0	0	1	0	0	-1
5	Yaubryon Chambers	07:24	1-1	0-0	0-0	0	2	2	2	0	2	0	0	0	0	0	-9
12	Demi Washington	13:11	1-3	0-2	1-1	1	2	3	1	1	3	1	1	2	0	0	-4
Team						0	0	0			0		0				
<b>Totals</b>			14-30	1-9	5-10	5	11	16	16	11	34	8	8	5	0	1	-6

Shooting By Period		
3 <sup>rd</sup> FG%	8-12	66.7%
3PT%	0-2	0.0%
FT%	4-7	57.1%
4 <sup>th</sup> FG%	6-18	33.3%
3PT%	1-7	14.3%
FT%	1-3	33.3%
GM FG%	14-30	46.7%
3PT%	1-9	11.1%
FT%	5-10	50.0%

Dead Ball Rebounds: 3, 1

Technical Fouls::NONE

Auburn - 40

NO.	Name	Min	FG			Rebounds			Fouls		TP	AS	TO	ST	Blocks		+/-
			M-A	M-A	M-A	OR	DR	TOT	PF	FD					BS	BA	
33	Kharyssa Richardson	F 14:40	2-4	0-0	0-0	1	2	3	2	1	4	0	0	0	0	0	1
2	Sania Wells	G 12:10	3-5	1-2	0-0	0	1	1	1	1	7	0	2	1	0	0	3
3	Jakayla Johnson	G 01:26	0-0	0-0	0-0	0	0	0	1	0	0	0	0	0	0	0	-2
5	Aicha Coulibaly	G 20:00	1-7	0-0	5-7	2	1	3	1	7	7	1	2	1	0	0	6
23	Honesty Scott-Grayson	G 18:45	2-7	2-6	2-3	0	1	1	2	1	8	2	2	2	1	0	5
1	Mya Pratcher	00:00	0-0	0-0	0-0	0	0	0	0	0	0	0	0	0	0	0	0
10	Sydney Shaw	10:28	0-0	0-0	3-3	0	2	2	3	1	3	3	1	1	0	0	10
12	Mar'shaun Bostic	16:11	1-1	0-0	3-4	0	2	2	1	2	5	2	1	0	0	0	1
51	Precious Johnson	04:05	1-1	0-0	2-4	0	2	2	0	2	4	0	0	0	0	0	4
20	Oyindamola Akinbolawa	01:15	0-0	0-0	0-2	1	0	1	0	1	0	0	0	0	0	0	1
4	Kaitlyn Duhon	01:00	1-2	0-0	0-0	1	0	1	0	0	2	0	0	0	0	0	1
Team						0	2	2			0		0				
<b>Totals</b>			11-27	3-8	15-23	5	13	18	11	16	40	8	8	5	1	0	6

Shooting By Period		
3 <sup>rd</sup> FG%	7-16	43.8%
3PT%	1-4	25.0%
FT%	11-16	68.8%
4 <sup>th</sup> FG%	4-11	36.4%
3PT%	2-4	50.0%
FT%	4-7	57.1%
GM FG%	11-27	40.7%
3PT%	3-8	37.5%
FT%	15-23	65.2%

Dead Ball Rebounds: 7, 0

Technical Fouls::NONE

	Vandy	Auburn
Biggest lead	7 (3 <sup>rd</sup> 8:34)	13 (4 <sup>th</sup> 5:26)
Best Scoring Run	11(4 <sup>th</sup> 0:34)	11(4 <sup>th</sup> 5:26)
Lead Changes	5	
Times Tied	2	
Time with Lead	06:56	12:09

Points from	Vandy	Auburn
Turnovers	6	8
Paint	22	12
Second Chance	3	2
Fast Breaks	7	12
Bench	5	14

	Period by Period Scoring				
	1st	2nd	3rd	4th	TOT
Vandy	15	27	20	14	76
Auburn	23	15	26	14	78



**Vanderbilt at Auburn**

02/26/23 Neville Arena, Auburn, Ala.  
2022-23 Women's Basketball

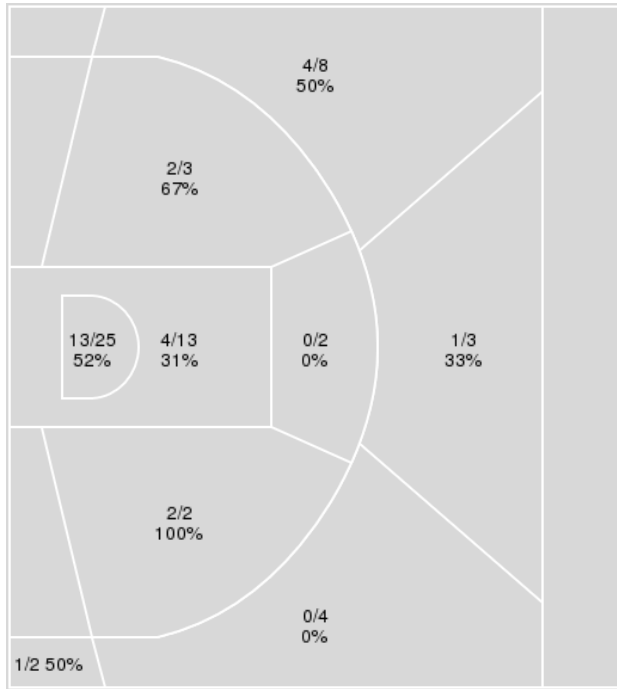
**Game Time:** 3:00 PM  
**Game Duration:** 2:15  
**Attendance:** 2,687

**Officials:** Gina Cross, Bill Larence, Timothy Greene

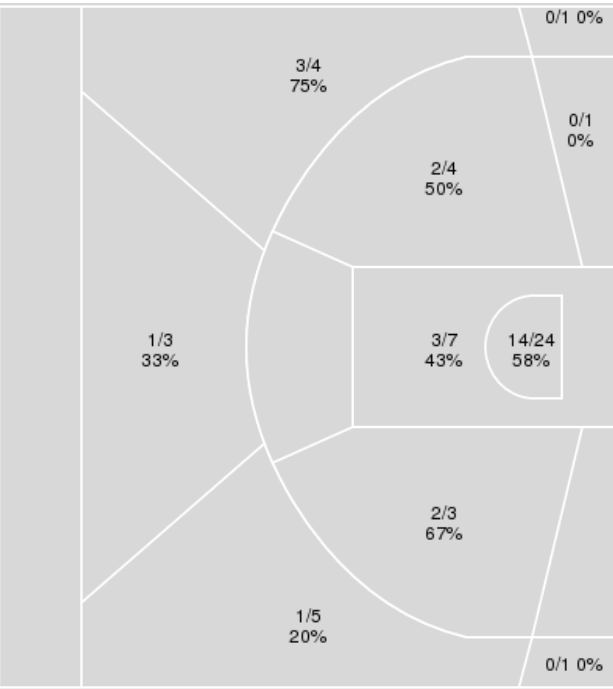
{ Players => 0, 1, 2, 3, 4, 5, 10, 11, 12, 20, 21, 23, 24, 33, 51; } FG  
Types => All; Results => All;

{ Players => 2, 3, 5, 11, 12, 14, 21, 23, 24, 32, 35, 50; } FG Types =>  
All; Results => All;

**Auburn**



**Vanderbilt**



Auburn	M/A	%
Field Goals	27/62	44
2 Points	21/45	47
3 Points	6/17	35
Free Throws	18/27	67

Vanderbilt	M/A	%
Field Goals	26/53	49
2 Points	21/39	54
3 Points	5/14	36
Free Throws	19/26	73



**Vanderbilt at Auburn**

02/26/23 Neville Arena, Auburn, Ala.  
2022-23 Women's Basketball

**Game Time:** 3:00 PM  
**Game Duration:** 2:15  
**Attendance:** 2,687

**Officials:** Gina Cross, Bill Larence, Timothy Greene

**Vanderbilt**

No	Name	Mins		Score		Points Diff		Points per Min		Assists		Rebounds		Steals		Turnovers	
		On	Off	On	Off	On	Off	On	Off	On	Off	On	Off	On	Off	On	Off
2	Jada Brown	00:26	39:34	0 - 0	76 - 78	0	-2	0.00	1.92	0	13	0	29	1	7	1	16
5	Yaubryon Chambers	17:04	22:56	28 - 37	48 - 41	-9	7	1.64	2.09	5	8	8	21	3	5	8	9
11	Ciaja Harbison	36:37	03:23	74 - 72	2 - 6	2	-4	2.02	0.59	12	1	29	0	6	2	15	2
12	Demi Washington	25:15	14:45	50 - 44	26 - 34	6	-8	1.98	1.76	8	5	19	10	7	1	10	7
14	Marnelle Garraud	35:34	04:26	73 - 67	3 - 11	6	-8	2.05	0.68	12	1	26	3	7	1	14	3
21	Bella LaChance	29:12	10:48	55 - 68	21 - 10	-13	11	1.88	1.94	8	5	19	10	3	5	13	4
24	Ryanne Allen	28:39	11:21	49 - 52	27 - 26	-3	1	1.71	2.38	11	2	21	8	8	0	15	2
35	Sacha Washington	27:13	12:47	51 - 50	25 - 28	1	-3	1.87	1.96	9	4	23	6	5	3	9	8

**Auburn**

No	Name	Mins		Score		Points Diff		Points per Min		Assists		Rebounds		Steals		Turnovers	
		On	Off	On	Off	On	Off	On	Off	On	Off	On	Off	On	Off	On	Off
1	Mya Pratcher	02:48	37:12	3 - 14	75 - 62	-11	13	1.07	2.02	1	18	1	32	0	12	3	12
2	Sania Wells	18:51	21:09	32 - 28	46 - 48	4	-2	1.70	2.17	9	10	17	16	6	6	6	9
3	Jakayla Johnson	13:29	26:31	26 - 31	52 - 45	-5	7	1.93	1.96	9	10	10	23	5	7	5	10
4	Kaitlyn Duhon	06:42	33:18	9 - 11	69 - 65	-2	4	1.34	2.07	4	15	8	25	4	8	4	11
5	Aicha Coulibaly	38:41	01:19	78 - 72	0 - 4	6	-4	2.02	0.00	19	0	32	1	12	0	14	1
10	Sydney Shaw	18:05	21:55	46 - 38	32 - 38	8	-6	2.54	1.46	9	10	13	20	4	8	6	9
12	Mar'shaun Bostic	25:28	14:32	47 - 47	31 - 29	0	2	1.85	2.13	9	10	23	10	6	6	10	5
20	Oyindamola Akinbolawa	05:05	34:55	7 - 9	71 - 67	-2	4	1.38	2.03	2	17	5	28	2	10	1	14
23	Honesty Scott-Grayson	37:25	02:35	74 - 73	4 - 3	1	1	1.98	1.55	17	2	28	5	11	1	14	1
33	Kharyssa Richardson	23:18	16:42	47 - 40	31 - 36	7	-5	2.02	1.86	12	7	16	17	7	5	7	8
51	Precious Johnson	10:08	29:52	21 - 17	57 - 59	4	-2	2.07	1.91	4	15	12	21	3	9	5	10



**Vanderbilt at Auburn**

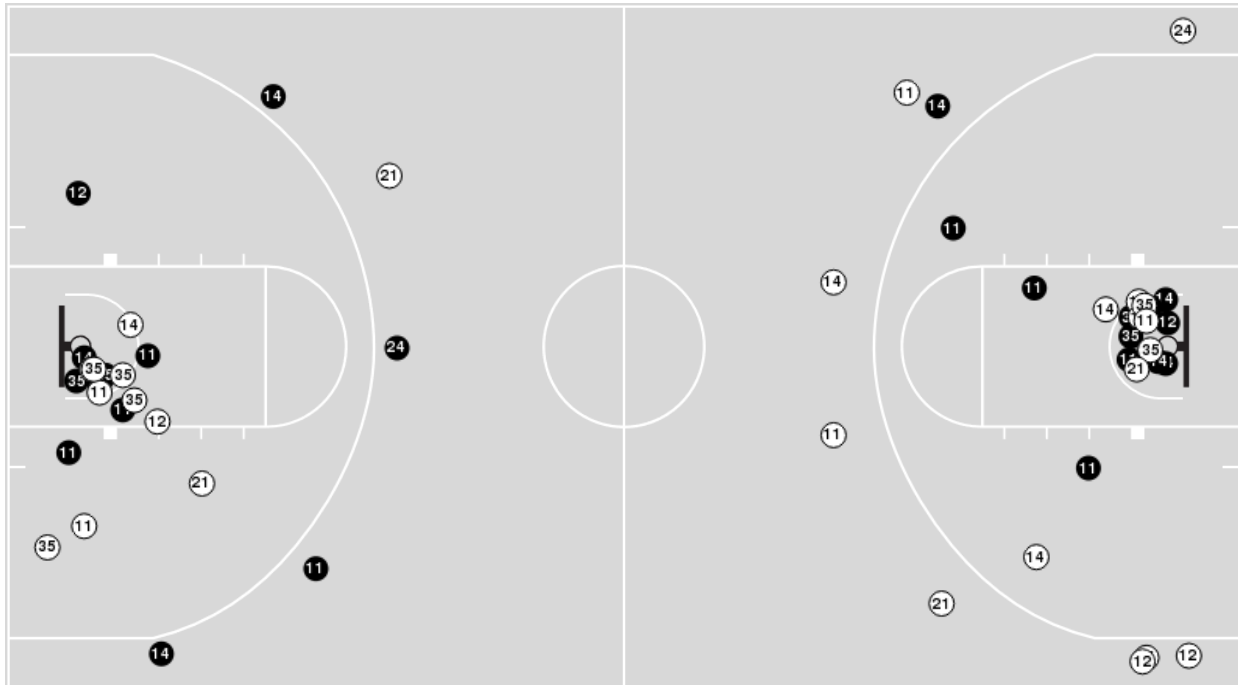
02/26/23 Neville Arena, Auburn, Ala.  
2022-23 Women's Basketball

Officials: Gina Cross, Bill Larence, Timothy Greene

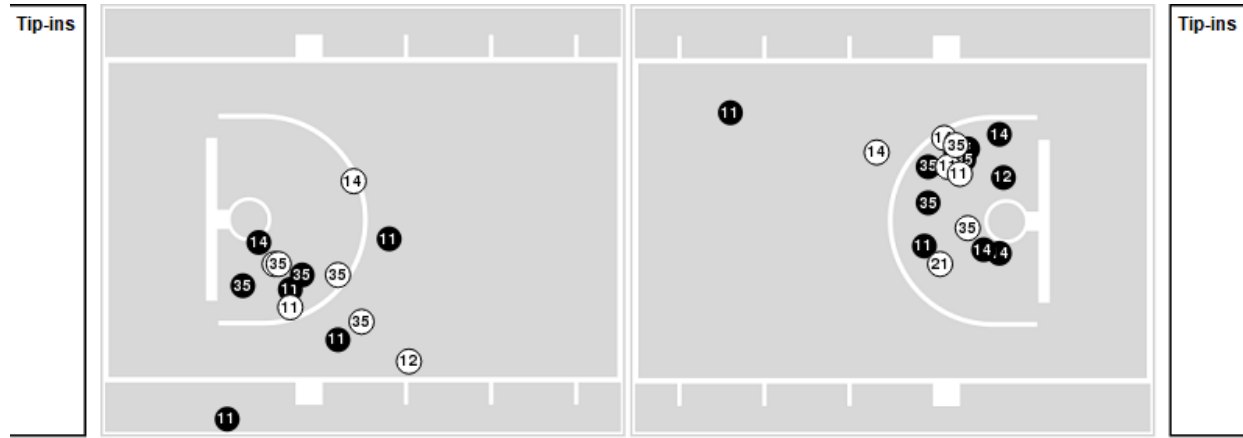
Players => 2, 3, 5, 11, 12, 14, 21, 23, 24, 32, 35, 50 FG Types=>All Results=>All

**Vanderbilt**

**All Field Goals**



**Blow Up Chart**



● Made    ○ Missed    N - Player Number

Vanderbilt	M/A	%
Field Goals	26/53	49
2 Points	21/39	54
3 Points	5/14	36
Free Throws	19/26	73

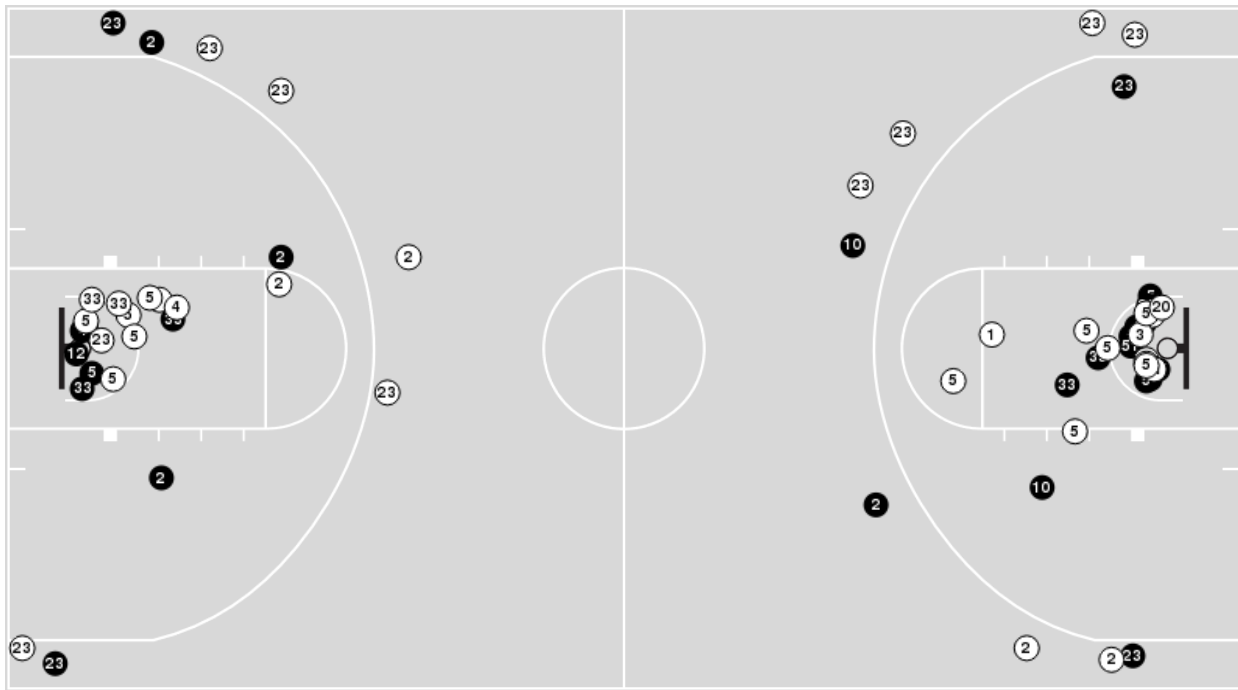
Vanderbilt	M/A	%
Points in the Paint	34 (17 / 31)	55
Fast Break Points	9 (6/6)	100
Second Chance Points	9 (5/10)	50
Effective FG%	54	



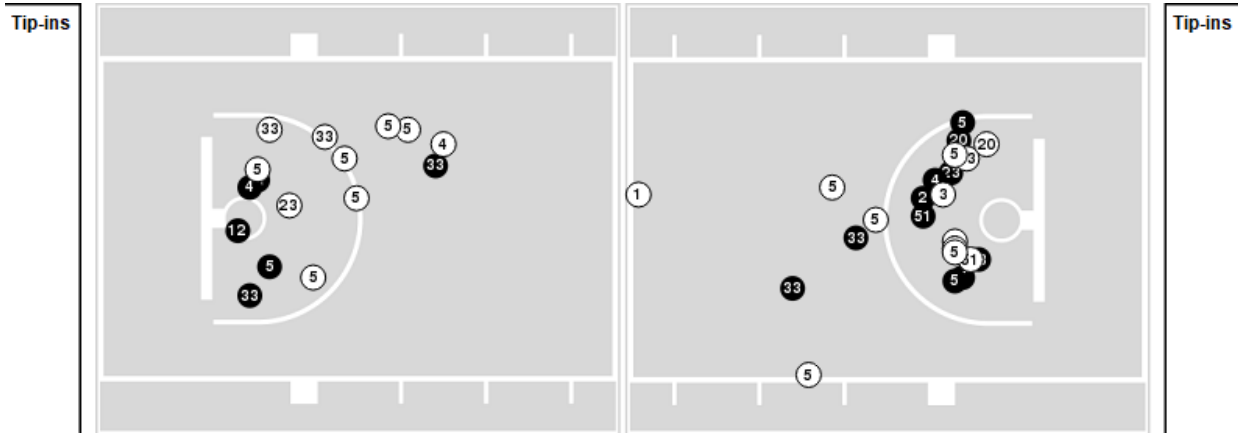
Players => 0, 1, 2, 3, 4, 5, 10, 11, 12, 20, 21, 23, 24, 33, 51 FG Types=>All Results=>All

**Auburn**

**All Field Goals**



**Blow Up Chart**



● Made ○ Missed N - Player Number

Auburn	M/A	%
Field Goals	27/62	44
2 Points	21/45	47
3 Points	6/17	35
Free Throws	18/27	67

Auburn	M/A	%
Points in the Paint	34 (17 / 38)	45
Fast Break Points	19 (12/13)	92
Second Chance Points	5 (4/16)	25
Effective FG%	48	





**Vanderbilt at Auburn**

02/26/23 Neville Arena, Auburn, Ala.  
2022-23 Women's Basketball

**Game Time:** 3:00 PM  
**Game Duration:** 2:15  
**Attendance:** 2,687

**Officials:** Gina Cross, Bill Larence, Timothy Greene

**Vanderbilt**

Lineup	Quarter On	Time On	Quarter Off	Time Off	Time on Court	Score	Score Diff	Reb	Stl	Tov	Ass	PPP
11- Harbison C/ 14- Garraud M/ 21- LaChance B/ 24- Allen R/ 35- Washington S/	1	10:00	1	05:58	04:02	8-7	1	4	0	2	2	1.1429
5- Chambers Y/ 11- Harbison C/ 14- Garraud M/ 21- LaChance B/ 24- Allen R/	1	05:58	1	04:00	01:58	3-5	-2	1	0	1	1	1.5000
11- Harbison C/ 14- Garraud M/ 21- LaChance B/ 24- Allen R/ 35- Washington S/	1	04:00	1	02:04	01:56	2-7	-5	0	0	3	0	0.5155
11- Harbison C/ 12- Washington D/ 14- Garraud M/ 21- LaChance B/ 35- Washington S/	1	02:04	1	01:41	00:23	2-2	0	0	0	0	0	2.2727
5- Chambers Y/ 11- Harbison C/ 12- Washington D/ 14- Garraud M/ 35- Washington S/	1	01:41	2	09:51	01:50	0-4	-4	1	0	0	0	0.0000
5- Chambers Y/ 11- Harbison C/ 12- Washington D/ 14- Garraud M/ 24- Allen R/	2	09:51	2	05:19	04:32	9-5	4	2	2	2	1	1.1250
2- Brown J/ 5- Chambers Y/ 12- Washington D/ 14- Garraud M/ 24- Allen R/	2	05:19	2	04:53	00:26	0-0	0	0	1	1	0	0.0000
5- Chambers Y/ 12- Washington D/ 14- Garraud M/ 21- LaChance B/ 24- Allen R/	2	04:53	2	03:59	00:54	2-2	0	0	0	0	1	2.0000
5- Chambers Y/ 11- Harbison C/ 12- Washington D/ 14- Garraud M/ 21- LaChance B/	2	03:59	2	03:59	00:00	2-0	2	0	0	0	0	2.2727
11- Harbison C/ 12- Washington D/ 14- Garraud M/ 21- LaChance B/ 35- Washington S/	2	03:59	3	10:00	03:59	14-6	8	5	0	0	0	1.6432
11- Harbison C/ 14- Garraud M/ 21- LaChance B/ 24- Allen R/ 35- Washington S/	3	10:00	3	04:53	05:07	11-12	-1	3	1	1	2	1.1957
5- Chambers Y/ 11- Harbison C/ 14- Garraud M/ 21- LaChance B/ 24- Allen R/	3	04:53	3	03:42	01:11	2-3	-1	1	0	0	0	1.0000
5- Chambers Y/ 11- Harbison C/ 12- Washington D/ 14- Garraud M/ 21- LaChance B/	3	03:42	3	00:59	02:42	6-9	-3	1	0	2	1	1.0000
5- Chambers Y/ 11- Harbison C/ 12- Washington D/ 21- LaChance B/ 24- Allen R/	3	00:59	4	10:00	01:00	1-2	-1	1	0	1	0	0.5319
11- Harbison C/ 12- Washington D/ 21- LaChance B/ 24- Allen R/ 35- Washington S/	4	10:00	4	08:00	02:00	0-7	-7	2	1	1	0	0.0000
11- Harbison C/ 14- Garraud M/ 21- LaChance B/ 24- Allen R/ 35- Washington S/	4	08:00	4	07:29	00:31	0-0	0	1	0	0	0	0.0000
12- Washington D/ 14- Garraud M/ 21- LaChance B/ 24- Allen R/ 35- Washington S/	4	07:29	4	06:47	00:42	0-0	0	0	1	1	0	0.0000
5- Chambers Y/ 12- Washington D/ 14- Garraud M/ 21- LaChance B/ 35- Washington S/	4	06:47	4	05:26	01:21	0-4	-4	0	0	0	0	0.0000
5- Chambers Y/ 11- Harbison C/ 12- Washington D/ 14- Garraud M/ 35- Washington S/	4	05:26	4	04:20	01:06	3-1	2	1	0	0	1	1.5000
11- Harbison C/ 12- Washington D/ 14- Garraud M/ 24- Allen R/ 35- Washington S/	4	04:20	4	01:26	02:54	9-0	9	6	2	1	3	1.2097
11- Harbison C/ 12- Washington D/ 21- LaChance B/ 24- Allen R/ 35- Washington S/	4	01:26	4	00:04	01:22	2-0	2	0	0	0	1	2.0000
5- Chambers Y/ 11- Harbison C/ 12- Washington D/ 21- LaChance B/ 24- Allen R/	4	00:04	4	00:00	00:04	0-2	-2	0	0	1	0	0.0000



**Vanderbilt at Auburn**

02/26/23 Neville Arena, Auburn, Ala.  
2022-23 Women's Basketball

**Game Time:** 3:00 PM  
**Game Duration:** 2:15  
**Attendance:** 2,687

**Officials:** Gina Cross, Bill Larence, Timothy Greene

**Auburn**

Lineup	Quarter On	Time On	Quarter Off	Time Off	Time on Court	Score	Score Diff	Reb	Stl	Tov	Ass	PPP
2- Wells S/ 3- Johnson J/ 5- Coulibaly A/ 23- Scott-Grayson H/ 33- Richardson K/	1	10:00	1	03:19	06:41	14-13	1	4	2	0	5	1.3410
3- Johnson J/ 5- Coulibaly A/ 10- Shaw S/ 23- Scott-Grayson H/ 33- Richardson K/	1	03:19	1	03:00	00:19	3-0	3	0	1	0	1	3.0000
5- Coulibaly A/ 10- Shaw S/ 12- Bostic M/ 23- Scott-Grayson H/ 33- Richardson K/	1	03:00	1	01:22	01:38	4-2	2	0	1	1	1	1.3333
5- Coulibaly A/ 10- Shaw S/ 12- Bostic M/ 23- Scott-Grayson H/ 51- Johnson P/	1	01:22	2	08:53	02:29	5-5	0	3	0	0	0	1.1261
3- Johnson J/ 4- Duhon K/ 5- Coulibaly A/ 12- Bostic M/ 51- Johnson P/	2	08:53	2	08:28	00:25	2-0	2	2	0	0	1	2.0000
1- Pratcher M/ 3- Johnson J/ 4- Duhon K/ 12- Bostic M/ 51- Johnson P/	2	08:28	2	07:33	00:55	0-2	-2	1	0	1	0	0.0000
3- Johnson J/ 4- Duhon K/ 5- Coulibaly A/ 23- Scott-Grayson H/ 51- Johnson P/	2	07:33	2	05:19	02:14	2-2	0	2	2	2	1	0.4000
4- Duhon K/ 5- Coulibaly A/ 12- Bostic M/ 20- Akinbolawa O/ 23- Scott-Grayson H/	2	05:19	2	03:11	02:08	3-6	-3	2	1	1	1	0.6148
5- Coulibaly A/ 10- Shaw S/ 12- Bostic M/ 20- Akinbolawa O/ 23- Scott-Grayson H/	2	03:11	2	02:05	01:06	2-0	2	1	0	0	0	1.0000
1- Pratcher M/ 10- Shaw S/ 12- Bostic M/ 20- Akinbolawa O/ 23- Scott-Grayson H/	2	02:05	2	01:41	00:24	0-2	-2	0	0	0	0	0.0000
5- Coulibaly A/ 10- Shaw S/ 12- Bostic M/ 20- Akinbolawa O/ 23- Scott-Grayson H/	2	01:41	2	01:29	00:12	0-0	0	0	0	0	0	0.0000
1- Pratcher M/ 3- Johnson J/ 5- Coulibaly A/ 10- Shaw S/ 23- Scott-Grayson H/	2	01:29	3	10:00	01:29	3-10	-7	0	0	2	1	1.0000
2- Wells S/ 3- Johnson J/ 5- Coulibaly A/ 23- Scott-Grayson H/ 33- Richardson K/	3	10:00	3	09:05	00:55	2-0	2	1	0	0	0	1.0000
3- Johnson J/ 5- Coulibaly A/ 10- Shaw S/ 23- Scott-Grayson H/ 33- Richardson K/	3	09:05	3	08:34	00:31	0-4	-4	0	0	0	0	0.0000
5- Coulibaly A/ 10- Shaw S/ 12- Bostic M/ 23- Scott-Grayson H/ 33- Richardson K/	3	08:34	3	05:20	03:14	10-7	3	1	0	0	2	1.8797
5- Coulibaly A/ 10- Shaw S/ 12- Bostic M/ 23- Scott-Grayson H/ 51- Johnson P/	3	05:20	3	01:15	04:05	12-8	4	4	1	2	2	1.1070
2- Wells S/ 5- Coulibaly A/ 10- Shaw S/ 12- Bostic M/ 20- Akinbolawa O/	3	01:15	3	00:59	00:15	0-0	0	1	0	0	0	0.0000
2- Wells S/ 4- Duhon K/ 5- Coulibaly A/ 12- Bostic M/ 20- Akinbolawa O/	3	00:59	3	00:23	00:37	2-1	1	0	1	0	1	1.0638
2- Wells S/ 5- Coulibaly A/ 10- Shaw S/ 12- Bostic M/ 20- Akinbolawa O/	3	00:23	3	00:23	00:00	0-0	0	0	0	0	0	0.0000
2- Wells S/ 4- Duhon K/ 5- Coulibaly A/ 10- Shaw S/ 20- Akinbolawa O/	3	00:23	4	10:00	00:23	0-0	0	1	0	0	0	0.0000
2- Wells S/ 5- Coulibaly A/ 10- Shaw S/ 23- Scott-Grayson H/ 33- Richardson K/	4	10:00	4	08:00	02:00	7-0	7	2	1	1	2	1.7500
2- Wells S/ 5- Coulibaly A/ 12- Bostic M/ 23- Scott-Grayson H/ 33- Richardson K/	4	08:00	4	00:00	08:00	7-14	-7	8	2	5	1	0.4972



**Vanderbilt at Auburn**

02/26/23 Neville Arena, Auburn, Ala.  
2022-23 Women's Basketball

**Game Time:** 3:00 PM  
**Game Duration:** 2:15  
**Attendance:** 2,687

**Officials:** Gina Cross, Bill Larence, Timothy Greene

**Vanderbilt**

Lineup	Time	Score	Score Diff	Pts/Min	Reb	Stl	Tov	Ass	PPP
11- Harbison C/ 14- Garraud M/ 21- LaChance B/ 24- Allen R/ 35- Washington S/	11:36	21-26	-5	1.8103	8	1	6	4	1.0019
5- Chambers Y/ 11- Harbison C/ 12- Washington D/ 14- Garraud M/ 24- Allen R/	04:32	9-5	4	1.9853	2	2	2	1	1.1250
11- Harbison C/ 12- Washington D/ 14- Garraud M/ 21- LaChance B/ 35- Washington S/	04:22	16-8	8	3.6641	5	0	0	0	1.7021
11- Harbison C/ 12- Washington D/ 21- LaChance B/ 24- Allen R/ 35- Washington S/	03:22	2-7	-5	0.5941	2	1	1	1	0.5000
5- Chambers Y/ 11- Harbison C/ 14- Garraud M/ 21- LaChance B/ 24- Allen R/	03:09	5-8	-3	1.5873	2	0	1	1	1.2500
5- Chambers Y/ 11- Harbison C/ 12- Washington D/ 14- Garraud M/ 35- Washington S/	02:56	3-5	-2	1.0227	2	0	0	1	0.6148
11- Harbison C/ 12- Washington D/ 14- Garraud M/ 24- Allen R/ 35- Washington S/	02:54	9-0	9	3.1034	6	2	1	3	1.2097
5- Chambers Y/ 11- Harbison C/ 12- Washington D/ 14- Garraud M/ 21- LaChance B/	02:42	8-9	-1	2.9630	1	0	2	1	1.1628
5- Chambers Y/ 12- Washington D/ 14- Garraud M/ 21- LaChance B/ 35- Washington S/	01:21	0-4	-4	0.0000	0	0	0	0	0.0000
5- Chambers Y/ 11- Harbison C/ 12- Washington D/ 21- LaChance B/ 24- Allen R/	01:04	1-4	-3	0.9375	1	0	2	0	0.3472
5- Chambers Y/ 12- Washington D/ 14- Garraud M/ 21- LaChance B/ 24- Allen R/	00:54	2-2	0	2.2222	0	0	0	1	2.0000
12- Washington D/ 14- Garraud M/ 21- LaChance B/ 24- Allen R/ 35- Washington S/	00:42	0-0	0	0.0000	0	1	1	0	0.0000
2- Brown J/ 5- Chambers Y/ 12- Washington D/ 14- Garraud M/ 24- Allen R/	00:26	0-0	0	0.0000	0	1	1	0	0.0000



**Vanderbilt at Auburn**

02/26/23 Neville Arena, Auburn, Ala.  
2022-23 Women's Basketball

**Game Time:** 3:00 PM  
**Game Duration:** 2:15  
**Attendance:** 2,687

**Officials:** Gina Cross, Bill Larence, Timothy Greene

**Auburn**

Lineup	Time	Score	Score Diff	Pts/Min	Reb	Stl	Tov	Ass	PPP
2- Wells S/ 5- Coulibaly A/ 12- Bostic M/ 23- Scott-Grayson H/ 33- Richardson K/	08:00	7-14	-7	0.8750	8	2	5	1	0.4972
2- Wells S/ 3- Johnson J/ 5- Coulibaly A/ 23- Scott-Grayson H/ 33- Richardson K/	07:36	16-13	3	2.1053	5	2	0	5	1.2862
5- Coulibaly A/ 10- Shaw S/ 12- Bostic M/ 23- Scott-Grayson H/ 51- Johnson P/	06:34	17-13	4	2.5888	7	1	2	2	1.1126
5- Coulibaly A/ 10- Shaw S/ 12- Bostic M/ 23- Scott-Grayson H/ 33- Richardson K/	04:52	14-9	5	2.8767	1	1	1	3	1.6827
3- Johnson J/ 4- Duhon K/ 5- Coulibaly A/ 23- Scott-Grayson H/ 51- Johnson P/	02:14	2-2	0	0.8955	2	2	2	1	0.4000
4- Duhon K/ 5- Coulibaly A/ 12- Bostic M/ 20- Akinbolawa O/ 23- Scott-Grayson H/	02:08	3-6	-3	1.4062	2	1	1	1	0.6148
2- Wells S/ 5- Coulibaly A/ 10- Shaw S/ 23- Scott-Grayson H/ 33- Richardson K/	02:00	7-0	7	3.5000	2	1	1	2	1.7500
1- Pratcher M/ 3- Johnson J/ 5- Coulibaly A/ 10- Shaw S/ 23- Scott-Grayson H/	01:29	3-10	-7	2.0225	0	0	2	1	1.0000
5- Coulibaly A/ 10- Shaw S/ 12- Bostic M/ 20- Akinbolawa O/ 23- Scott-Grayson H/	01:18	2-0	2	1.5385	1	0	0	0	1.0000
1- Pratcher M/ 3- Johnson J/ 4- Duhon K/ 12- Bostic M/ 51- Johnson P/	00:55	0-2	-2	0.0000	1	0	1	0	0.0000
3- Johnson J/ 5- Coulibaly A/ 10- Shaw S/ 23- Scott-Grayson H/ 33- Richardson K/	00:50	3-4	-1	3.6000	0	1	0	1	1.5000
2- Wells S/ 4- Duhon K/ 5- Coulibaly A/ 12- Bostic M/ 20- Akinbolawa O/	00:37	2-1	1	3.2432	0	1	0	1	1.0638
3- Johnson J/ 4- Duhon K/ 5- Coulibaly A/ 12- Bostic M/ 51- Johnson P/	00:25	2-0	2	4.8000	2	0	0	1	2.0000
1- Pratcher M/ 10- Shaw S/ 12- Bostic M/ 20- Akinbolawa O/ 23- Scott-Grayson H/	00:24	0-2	-2	0.0000	0	0	0	0	0.0000
2- Wells S/ 4- Duhon K/ 5- Coulibaly A/ 10- Shaw S/ 20- Akinbolawa O/	00:23	0-0	0	0.0000	1	0	0	0	0.0000
2- Wells S/ 5- Coulibaly A/ 10- Shaw S/ 12- Bostic M/ 20- Akinbolawa O/	00:15	0-0	0	0.0000	1	0	0	0	0.0000