



# 2023 AUBURN SOFTBALL

#WarEagle | 16 All-Americans • Two SEC Tournament Championships • 2015, 2016 Women's College World Series

Softball Contact | Taylor Shirey • @taylor\_shirey14 • trs0010@auburn.edu • (C) 334-750-0710

Auburn Athletics Communications | 392 South Donahue Drive • Auburn, AL 36830 • AuburnTigers.com • @AuburnSoftball

## 2023 SCHEDULE/RESULTS

Date	Opponent	Time/Network/Result
Feb. 10	! vs. St. John's	W, 6-0
Feb. 10	! vs. Fordham	W, 9-0 (6)
Feb. 11	! vs. Pitt	L, 7-8
Feb. 11	! vs. Indiana	W, 9-0
Feb. 12	! vs. Illinois	W, 10-0 (5)
Feb. 17	\$ AUSTIN PEAY	W, 11-1 (5)
Feb. 17	\$ VILLANOVA	W, 8-0 (5)
Feb. 18	\$ VILLANOVA	W, 9-3
Feb. 18	\$ DAYTON	W, 10-2 (5)
Feb. 19	\$ AUSTIN PEAY	W, 5-1
Feb. 22	UAB	W, 10-1 (5)
Feb. 24	^ MERRIMACK	3 p.m.
Feb. 24	^ BROWN	5:30 p.m.
Feb. 25	^ NORTH DAKOTA STATE	3 p.m.+
Feb. 25	^ MERRIMACK	5:30 p.m.+
Feb. 26	^ NORTH DAKOTA STATE	12 p.m.
March 1	at Troy	6 p.m.
March 3	& BOWLING GREEN	3 p.m.
March 3	& SOUTH ALABAMA	5:30 p.m.
March 4	& SOUTH ALABAMA	3 p.m.
March 4	& TENNESSEE TECH	5:30 p.m.
March 5	& BOWLING GREEN	2:30 p.m.+
March 8	* at Georgia Tech	1 p.m.
March 10	* at Georgia	5:30 p.m.
March 11	* at Georgia	11 a.m.=
March 12	* at Georgia	1 p.m.
March 17	% vs. Weber State	11 a.m.
March 17	% vs. Northwestern	1:30 p.m.
March 18	% vs. Northwestern	1:30 p.m.
March 18	% vs. Oklahoma	6:30 p.m.
March 19	% vs. Oklahoma	12:30 p.m.
March 25	* MISSOURI	6 p.m.+
March 26	* MISSOURI	5 p.m.=
March 27	* MISSOURI	6 p.m.=
March 29	at Samford	6 p.m.
Mar. 31	* OLE MISS	6 p.m.+
April 1	* OLE MISS	3 p.m.=
April 2	* OLE MISS	1 p.m.+
April 6	* at Florida	5 p.m.
April 7	* at Florida	5 p.m.
April 8	* at Florida	12 p.m.
April 12	* TROY	6 p.m.+
April 14	* LSU	5 p.m.=
April 15	* LSU	1 p.m.+
April 16	* LSU	3 p.m. (2)
April 19	* JACKSONVILLE STATE	6 p.m.+
April 21	* at Alabama	8 p.m.=
April 22	* at Alabama	3 p.m.=
April 23	* at Alabama	3 p.m. (2)
April 28	* at South Carolina	5 p.m.
April 29	* at South Carolina	1 p.m.
April 30	* at South Carolina	12 p.m.
May 3	* ALABAMA STATE	6 p.m.+
May 5	* MISSISSIPPI STATE	5 p.m.+
May 6	* MISSISSIPPI STATE	3 p.m.+
May 7	* MISSISSIPPI STATE	11 a.m.=
May 10-14	# SEC Tournament	TBA
May 18-21	NCAA Regionals	TBA
May 25-28	NCAA Super Regionals	TBA
June 1-9	Women's College World Series	TBA

**BOLD** indicates home contest | All times listed in Central and subject to change

\* - Southeastern Conference Game | ! - NFCA Leadoff Classic (Clearwater, Fla.)

\$ - Tiger Invitational (Auburn, Ala.) | ^ - Plainsman Invite (Auburn, Ala.)

& - Jane B. Moore Memorial (Auburn, Ala.)

% - Oklahoma Hall of Fame Classic (Oklahoma City, Okla.)

# - SEC Tournament (Fayetteville, Ark.)

+ - SEC Network+ | = - SEC Network | (2) - ESPN2

## PLAINSMAN INVITE

### AUBURN TIGERS

RECORD: 9-1 (0-0 SEC)

RANKINGS: #20 NFCA | #20 USA Softball | #18 DI Softball | #21 Softball America

HEAD COACH: Mickey Dean (Elon, 1987)

CAREER RECORD: 651-263 (17th Season)

RECORD AT AUBURN: 173-91 (6th Season)



### MERRIMACK WARRIORS

RECORD: 0-1 (0-0 NEC)

RANKINGS: NR NFCA | NR USA Softball | NR DI Softball | NR Softball America

HEAD COACH: Elaine Schwager (Boston, '96)

CAREER RECORD: 406-418 (22nd Season)

RECORD AT MERRIMACK: 281-305 (15th Season)



### BROWN BEARS

RECORD: 0-0 (0-0 Ivy)

RANKINGS: NR NFCA | NR USA Softball | NR DI Softball | NR Softball America

HEAD COACH: Kate Refsnyder (Wagner, 2005)

CAREER RECORD: 56-140 (7th Season)

RECORD AT BROWN: 30-62 (5th Season)



### NORTH DAKOTA STATE BISON

RECORD: 4-6 (0-0 Summit)

RANKINGS: NR NFCA | NR USA Softball | NR DI Softball | NR Softball America

HEAD COACH: Darren Mueller (North Dakota State, 1994)

CAREER RECORD: 704-424 (22nd Season)

RECORD AT NORTH DAKOTA STATE: 704-424 (22nd Season)



## FIRST PITCH

TELEVISION: SEC Network+ [Saturday]

LOCATION: Auburn, Alabama

STADIUM: Jane B. Moore Field (2,316)

TALENT: Radio Passthrough

RADIO: Auburn Sports Network

95.9 WTGZ or 99.9 WQNR

### WEATHER FORECAST

FRIDAY: 77 Degrees - Scattered Showers (40%)

SATURDAY: 75 Degrees - Scattered Showers (40%)

SUNDAY: 80 Degrees - Partly Cloudy (10%)

## LEADING OFF

- Auburn's 11-game homestand continues as the Tigers prepare for its second non-conference tournament at Jane B. Moore Field. Auburn welcomes Merrimack, Brown and North Dakota State for the Plainsman Invite. The Tiger are currently undefeated at home with a 6-0 record.
- It's #BriBomb season. Sophomore Bri Ellis has slugged a pair of homers over Auburn's last four games to bring her career total to a team-leading 22. Ellis currently stands 18th in program history in career homers.
- With help of five shutouts, Auburn's pitching staff leads the SEC with a 1.18 earned run average, the ninth lowest ERA by a pitching staff in the country. Auburn has allowed just 11 earned runs over 65 innings of work.
- Slugging three home runs in Wednesday's midweek victory over UAB, the Tigers lead the SEC with 17 home runs this season. Seven different Tigers have delivered a home run in 2023 with six hitting at least two.
- Averaging 13.5 strikeouts per seven innings, Maddie Penta leads the SEC and ranks second in the country with 58 strikeouts through the first two weekends of the regular season.

## BY THE NUMBERS

# 400

The nation's leader in strikeouts, Maddie Penta surpassed 400 career strikeouts and is just the fifth Tiger in program, history to do so.

# 4

Icoss Tresvik leads the Tigers with four home runs. Tresvik currently ranks fifth in the SEC and 14th in the country in total home runs entering the weekend.

# 11

Nelia Peralta has reached base in all 11 contests to start the 2023 season. She enters the weekend with an active nine-game hit streak.

#WarEagle



AuburnTigers.com



@AuburnSoftball | @AuburnTigers



/AuburnSoftball  
/AuburnTigers

TEAM SCHEDULE AND MEDIA AVAILABILITY » WEEK OF FEBRUARY 20-26

MONDAY Feb. 20	TUESDAY Feb. 21	WEDNESDAY Feb. 22	THURSDAY Feb. 23	FRIDAY Feb. 24	SATURDAY Feb. 25	SUNDAY Feb. 26
<b>OFF DAY</b>	<b>PRACTICE</b> 3:45 to 6:45 p.m.	<b>GAME</b> 5:00 p.m. vs. UAB	<b>PRACTICE</b> 3:45 to 6:45 p.m.	<b>GAMES</b> 3:00 p.m. vs. Merrimack 5:30 p.m. vs. Brown	<b>GAMES</b> 3:00 p.m. vs. North Dakota State 5:30 p.m. vs. Merrimack	<b>GAME</b> 12:00 p.m. vs. North Dakota State
<b>NO MEDIA</b>	<b>MEDIA BY REQUEST</b>	<b>INTERVIEWS POSTGAME</b>	<b>MEDIA BY REQUEST</b>	<b>INTERVIEWS POSTGAME</b>	<b>INTERVIEWS POSTGAME</b>	<b>INTERVIEWS POSTGAME</b>

AUBURN ATHLETICS COMMUNICATIONS

AUBURNTIGERS.COM

For updated game notes, statistics and latest information on Auburn softball and Auburn Athletics, visit AuburnTigers.com.

INTERVIEW POLICY

Coach Dean, assistant coaches and select student-athletes are available for interviews by contacting Taylor Shirey in the communications office. Media availabilities will be conducted in person at approximately 3 p.m. CT prior to Tuesday practices throughout the season unless otherwise specified. Specific interview request should be made at least 24 hours in advance to ensure availability. Additional requests will be granted based on student-athlete availability throughout the week.

Postgame interviews with Coach Dean and requested players will be conducted in-person following a brief cool-down period. Interview will be conducted out front of the Gregg E. Heim Player Development Center.

CREDENTIALS

Media members wishing to cover Auburn softball should contact Taylor Shirey at least 24 hours prior to each home contest. All credentials will be issued on a game-by-game basis. No passes will be issued in advance. Credentials will be available for pick up on game days at Media Will Call located at the main entrance of Jane B. Moore Field. Windows inside the press box will be open at all times, regardless of weather. Please dress accordingly. Limited field access will be granted for photography and videography.

GAME DAY / PRESS SERVICES

Press releases, statistics and game information will be available each week via AuburnTigers.com/Softball. Media members may request to be added to email lists to automatically receive up-to-date information on Auburn softball. Notes and statistics will be available digitally. A limited number of printed copies of game notes, statistics, lineups and final box scores will be available on game days. Wireless internet is available in the press box. Contact Taylor Shirey for password information. Video highlights will also be posted to ImagenCloud.

VIDEO SERVICES

FTP feeds of selected Auburn softball highlights are available for the media. A number of studio and satellite services may be arranged for electronic media by emailing T.J. Johnson at tdj0023@auburn.edu.

PHOTOGRAPHY

For photos of Auburn softball or Auburn Athletics, contact Taylor Shirey via email at trs0010@auburn.edu. Credentials to shoot Auburn softball will be issued to only accredited photographers on assignment. Photographers may only shoot in the designated areas.

QUICK FACTS

UNIVERSITY INFORMATION

City \_\_\_\_\_ Auburn, Ala.  
 Founded \_\_\_\_\_ 1856  
 Enrollment \_\_\_\_\_ 31,526  
 Nickname \_\_\_\_\_ Tigers  
 Colors \_\_\_\_\_ Burnt Orange & Navy Blue  
 Affiliation \_\_\_\_\_ NCAA Division I  
 Conference \_\_\_\_\_ Southeastern (SEC)  
 Stadium (Capacity) \_\_\_\_\_ Jane B. Moore Field (2,316)  
 President \_\_\_\_\_ Dr. Christopher B. Roberts  
 Athletics Director \_\_\_\_\_ John Cohen

TEAM INFORMATION

Letterwinners Returning/Lost \_\_\_\_\_ 18/6  
 Starters Returning/Lost \_\_\_\_\_ 9/0  
 Pitchers Returning/Lost \_\_\_\_\_ 2/2  
 Newcomers \_\_\_\_\_ 7  
 2022 Overall Record \_\_\_\_\_ 40-17  
 2022 Conference Record/Finish \_\_\_\_\_ 11-13/10th

PROGRAM HISTORY

First Year of Softball \_\_\_\_\_ 1997  
 All-Time Record \_\_\_\_\_ 939-603-2 (.609)  
 at Jane B. Moore Field (1998-Present) \_\_\_\_\_ 522-206-1 (.717)  
 at AU City Complex (1997-98) \_\_\_\_\_ 18-18 (.500)  
 Total Home Record \_\_\_\_\_ 540-224-1 (.707)  
 All-Time SEC Record \_\_\_\_\_ 319-357 (.472)  
 SEC Tournament Appearances \_\_\_\_\_ 21  
 SEC Tournament Record \_\_\_\_\_ 21-26 (.447)  
 NCAA Tournament Appearances \_\_\_\_\_ 17  
 NCAA Tournament Record \_\_\_\_\_ 34-36 (.486)

STAFF INFORMATION

Head Coach \_\_\_\_\_ Mickey Dean (Elon, 1987)  
 Career Softball Record \_\_\_\_\_ 651-263 (.712) / 17th Season  
 Record at Auburn \_\_\_\_\_ 173-91 (.655) / 6th Season  
 Assistant Coach \_\_\_\_\_ Eugene Lenti  
 Assistant Coach \_\_\_\_\_ Emily Carosone  
 Volunteer Assistant \_\_\_\_\_ Ken Brooke  
 Video Analyst \_\_\_\_\_ Wayne Pettry  
 Director of Operations \_\_\_\_\_ Leisa Lee

MEDIA INFORMATION

Associate AD/Communications \_\_\_\_\_ Kirk Sampson  
 Assistant Director/Softball Contact \_\_\_\_\_ Taylor Shirey  
 Email \_\_\_\_\_ trs0010@auburn.edu  
 Phone \_\_\_\_\_ 334-750-0710  
 Mailing Address \_\_\_\_\_ Auburn Athletics Complex  
 \_\_\_\_\_ 392 S. Donahue Dr.  
 Website \_\_\_\_\_ AuburnTigers.com  
 Facebook \_\_\_\_\_ Facebook.com/AuburnSoftball  
 Twitter/Instagram \_\_\_\_\_ @AuburnSoftball

GAMEDAY EXPERIENCE: JANE B. MOORE FIELD

» Jane B. Moore Field enters its 25th season hosting the Auburn softball program. On April, 26, 2003, the Auburn Softball Complex was renamed Jane B. Moore Field in honor of Dr. Jane Moore who served more than 20 years as a member of Auburn's Committee on Intercollegiate Athletics. The complex holds dimensions of 201 feet at the corners and 220 feet in straight-away center field.



2023 ROSTER

NUMERICAL ROSTER

No.	Name	Pos.	Ht.	B/T	Year	Hometown (High School/Previous School)
00	Aspyn Godwin	C/OF	5-8	R/R	Gr.	Silverhill, Ala. (Daphne)
2	Sydney Cox	UTL	5-3	L/R	Jr.	Asheboro, N.C. (Asheboro)
3	Icess Tresvik	UTL	5-9	R/R	So.	Wilmington, N.C. (North Carolina A&T)
4	Emmah Rolfe	RHP	5-10	R/R	Fr.	Madison, Ala. (Bob Jones)
5	Lindsey Garcia	INF	5-5	R/R	Sr.	Coral Springs, Fla. (Coral Springs Charter)
7	Denver Bryant	INF	5-6	R/R	Jr.	Albany, Ga. (Dougherty)
9	Maddie Penta	RHP	6-2	R/R	Jr.	Chesapeake City, Md. (Bohemia Manor)
10	Makayla Packer	UTL	5-8	R/R	Jr.	Chattanooga, Tenn. (Baylor School)
11	Aubrie Lisenby	C/INF	5-7	R/R	So.	Huntsville, Ala. (Bob Jones)
12	Carlee McCondichie	UTL	5-7	L/R	Sr.	Birmingham, Ala. (Gardendale)
13	Nelia Peralta	INF	5-6	R/R	So.	Wellington, Fla. (Wellington)
15	Skylar Elkins	C/UTL	5-8	R/R	Fr.	Locust Grove, Ga. (Locust Grove)
16	KK McCrary	INF	5-8	R/R	Jr.	Murfreesboro, Tenn. (Tennessee)
17	Maia Engelkes	INF	5-11	R/R	Sr.	Sioux Falls, S.D. (Harrisburg)
18	Riley McNemar	INF	5-5	R/R	So.	Galena, Kan. (Galena)
20	Abbey Smith	OF	5-8	L/R	So.	Austin, Texas (James Bowie)
22	Jessie Blaine	C	5-10	R/R	So.	Wentzille, Mo. (St. Dominic)
23	Axe Milanowski	INF	5-6	R/R	Fr.	Dothan, Ala. (Houston Academy)
25	Kenadie Cooper	OF	5-7	R/R	So.	Newnan, Ga. (East Coweta)
31	Millie Roberts	C/INF	5-7	R/R	Fr.	Owensboro, Ky. (Davie County)
55	Shelby Lowe	LHP	5-9	R/L	Jr.	Carrollton, Ala. (Pickens Academy)
66	Annabelle Widra	UTL/RHP	5-7	L/R	So.	Hoover, Ala. (Michigan)
77	Bri Ellis	INF	5-10	R/R	So.	Houston, Texas (Memorial)
99	Rose Roach	INF	5-6	L/R	So.	Elburn, Ill. (Kaneland)

ALPHABETICAL ROSTER

No.	Name	Pos.
22	Jessie Blaine	C
7	Denver Bryant	INF
25	Kenadie Cooper	OF
2	Sydney Cox	UTL
15	Skylar Elkins	C/UTL
77	Bri Ellis	INF
17	Maia Engelkes	INF
5	Lindsey Garcia	INF
00	Aspyn Godwin	C/OF
11	Aubrie Lisenby	C/INF
55	Shelby Lowe	LHP
12	Carlee McCondichie	UTL
16	KK McCrary	INF
18	Riley McNemar	INF
23	Axe Milanowski	INF
10	Makayla Packer	UTL
9	Maddie Penta	RHP
13	Nelia Peralta	INF
99	Rose Roach	INF
31	Millie Roberts	C/INF
4	Emmah Rolfe	RHP
20	Abbey Smith	OF
3	Icess Tresvik	UTL
66	Annabelle Widra	UTL/RHP

COACHING STAFF

- HEAD COACH | MICKEY DEAN (SIXTH SEASON)
- ASSISTANT COACH | EUGENE LENTI (FOURTH SEASON)
- ASSISTANT COACH | EMILY CAROSONE (THIRD AS AST. COACH | FIFTH OVERALL)
- VOLUNTEER ASSISTANT COACH | KEN BROOKE (FIRST AS VOLUNTEER | SECOND OVERALL)
- VIDEO ANALYST | WAYNE PETTRY (FIRST SEASON)
- DIRECTOR OF OPERATIONS | LEISA LEE (FOURTH SEASON)
- GRADUATE ASSISTANT | SIERRA EASTER WOOD (FIRST SEASON)
- GRADUATE ASSISTANT | OLIVIA LESSMANN (FIRST SEASON)

SUPPORT STAFF

- SPORT ADMINISTRATOR | CASEY PAGE
- ATHLETIC TRAINER | LORA FUHRMANN
- STRENGTH & CONDITIONING | BRYAN "PK" KARKOSKA
- COMMUNICATIONS | TAYLOR SHIREY
- MARKETING & FAN ENGAGEMENT | CIARA GRESHAM
- VIDEO CONTENT SPECIALIST | T.J. JOHNSON

BY CLASS

FRESHMEN (4)

Skylar Elkins, Axe Milanowski, Millie Roberts, Emmah Rolfe

SOPHOMORES (10)

Jessie Blaine, Bri Ellis, Kenadie Cooper, Aubrie Lisenby, Nelia Peralta, Riley McNemar, Rose Roach, Abbey Smith, Icess Tresvik, Annabelle Widra

JUNIORS (6)

Denver Bryant, Sydney Cox, Shelby Lowe, KK McCrary, Makayla Packer, Maddie Penta

SENIORS (3)

Maia Engelkes, Lindsey Garcia, Carlee McCondichie

GRADUATE STUDENTS (1)

Aspyn Godwin

PRONUNCIATION GUIDE

- KENADIE Cooper \_\_\_\_\_ ken-a-dee
- MAIA ENGELKES \_\_\_\_\_ MY-uh INGLE-keys
- ASPYN Godwin \_\_\_\_\_ AS-pen
- Aubrie LISENBY \_\_\_\_\_ liz-IN-bee
- Carlee MCCONDICHIE \_\_\_\_\_ muh-con-da-SHE
- KK MCCRARY \_\_\_\_\_ muh-CARE-ee
- Riley MCNEMAR \_\_\_\_\_ mick-KNEE-mer
- Axe MILANOWSKI \_\_\_\_\_ mil-an-OW-ske
- NELIA Peralta \_\_\_\_\_ NELL-ee-uh
- ICCESS Tresvik \_\_\_\_\_ EYE-sis
- Annabelle WIDRA \_\_\_\_\_ WEE-dra



INSIDE THE MATCHUP

AUBURN	VALUE
Batting Average	.378
Hits	107
Runs per Game	8.5
Extra-Base Hits	33
RBI	83
Slugging Percentage	.633
On-Base Percentage	.462
Stolen Bases	24-27

ERA	1.18
Shutouts	5
Walks	9
Strikeouts	100
Batting Average Against	.180
Fielding Percentage	.963

MERRIMACK	VALUE
Batting Average	.120
Hits	3
Runs per Game	0.0
Extra-Base Hits	1
RBI	0
Slugging Percentage	.160
On-Base Percentage	.120
Stolen Bases	0-0

ERA	2.33
Shutouts	0
Walks	5
Strikeouts	3
Batting Average Against	.158
Fielding Percentage	.957

BROWN*	VALUE
Batting Average	.227
Hits	241
Runs per Game	3.6
Extra-Base Hits	68
RBI	125
Slugging Percentage	.324
On-Base Percentage	.307
Stolen Bases	42-50

ERA	2.74
Shutouts	4
Walks	132
Strikeouts	193
Batting Average Against	.249
Fielding Percentage	.967

NORTH DAKOTA STATE	VALUE
Batting Average	.240
Hits	56
Runs per Game	2.4
Extra-Base Hits	13
RBI	22
Slugging Percentage	.318
On-Base Percentage	.315
Stolen Bases	4-7

ERA	4.68
Shutouts	1
Walks	30
Strikeouts	44
Batting Average Against	.304
Fielding Percentage	.958

\*2022 STATISTICS

PROBABLE AUBURN STARTERS

POS.	NO.	NAME	CL.	B/T	AVG.	GP-GS	AB	R	H	2B	3B	HR	RBI	SLG%	OB%
C	00	Aspyn Godwin	Gr.	R/R	.391	11-9	23	6	9	1	0	3	10	.826	.440
1B	77	Bri Ellis	So.	R/R	.370	11-11	27	4	10	2	0	2	11	.667	.438
2B	12	Carlee McCondie	Sr.	L/R	.484	11-11	31	9	15	0	1	0	6	.548	.514
3B	66	Annabelle Widra	So.	L/R	.474	10-7	19	5	9	1	0	3	6	1.000	.500
SS	13	Nelia Peralta	So.	R/R	.531	11-11	32	9	17	1	2	2	9	.875	.625
LF	2	Sydney Cox	Jr.	R/R	.000	9-5	9	2	0	0	0	0	2	.000	.400
CF	3	Icess Tresvik	So.	R/R	.375	10-8	16	7	6	0	0	4	7	1.125	.412
RF	5	Lindsey Garcia	Jr.	R/R	.433	11-11	30	12	13	3	0	2	11	.733	.485
DP	22	Jessie Blaine	So.	R/R	.400	11-9	25	4	10	0	1	1	7	.600	.500

POS.	NO.	NAME	CL.	ERA	W-L	APP-GS	CG-SHO	SV	IP	H	R	ER	BB	SO	AVG.
RHP	9	Maddie Penta	Jr.	0.00	7-0	8-6	0-0	0	30.0	14	1	0	5	58	.132
RHP	66	Annabelle Widra	So.	0.82	2-0	5-3	1-1	1	17.0	12	3	2	0	20	.190
---															
LHP	55	Shelby Lowe	Jr.	1.31	1-0	7-1	0-0	0	10.2	4	3	2	0	17	.105
RHP	4	Emmah Rolfe	Fr.	5.25	0-0	3-0	0-0	0	5.1	9	5	4	3	3	.409
RHP	3	Icess Tresvik	So.	10.50	0-1	2-1	0-0	0	2.0	4	4	3	0	2	.400

2023 AUBURN HONOR ROLL

**BRI ELLIS, SO., INF**

- Tiger Invitational All-Tournament Team
- Preseason All-SEC Team
- Preseason D100 Player Rankings [No. 74]
- Extra Elite 100 Player Rankings [No. 77]
- Softball America Preseason College Top 100 [No. 76]
- D1 Softball Position Rankings - First Base [No. 5]
- Extra Elite 100 Position Rankings - First Base [No. 7]
- FloSoftball Top 10 Sluggers

**LINSEY GARCIA, SR., INF**

- Tiger Invitational All-Tournament Team

**SHELBY LOWE, JR., LHP**

- Preseason D100 Player Rankings [No. 62]

**MADDIE PENTA, JR., RHP**

- Tiger Invitational All-Tournament Team
- SEC Pitcher of the Week [Feb. 13]
- NFCA Leadoff Classic All-Tournament Team
- Preseason All-SEC Team
- USA Softball Collegiate Player of the Year Watch List
- Preseason D100 Player Rankings [No. 37]
- Extra Elite 100 Player Rankings [No. 47]
- Softball America Preseason College Top 100 [No. 61]
- D1 Softball Position Rankings - Pitcher [No. 13]
- Extra Elite 100 Position Rankings - Pitcher [No. 14]

**NELIA PERALTA, SO., INF**

- Tiger Invitational All-Tournament Team

**ANNABELLE WIDRA, SO., UTL/RHP**

- Tiger Invitational All-Tournament Team

PLAYER TO WATCH: MADDIE PENTA

>> Not allowing an earned run to score over the first two weekends of the season, Maddie Penta leads the nation in earned run average and victories while ranking second nationally in both strikeouts and strikeouts per seven innings. With 58 strikeouts to open her junior campaign, Penta is just the fifth Tiger in program history to surpass 400 career strikeouts. She currently stands 10th in school history with 40 career wins in the circle.



NOTEBOOK

FIRST PITCH

» After extending its win streak to eight straight games with a run-rule victory over UAB, Auburn continues its 11-game homestand by hosting the Plainsman Invite at Jane B. Moore Field. The Tigers welcome Merrimack, Brown and North Dakota State for the three-day tournament.

» The Tigers open the tournament on Friday with a doubleheader slate against Merrimack and Brown. First pitch is set for 3 p.m. CT. The Tigers return to the diamond on Saturday for a twin billing against North Dakota State and Merrimack, beginning at 3 p.m. CT. Sunday's finale against North Dakota State is slated for 12 p.m. CT.

» Due to a conflict with other home events on campus, only Saturday's doubleheader will be available on the SEC Network+. Fans will have the option to listen to the radio broadcast for all five games on the Auburn Sports Network.

» Auburn alum Jonathan Jones, a former All-SEC cornerback and star for the New England Patriots, will throw out the first pitch on Friday.

INSIDE THE SERIES: PLAINSMAN INVITE  
MERRIMACK & BROWN

» Auburn is facing both Merrimack and Brown for the first time in program history. Under head coach Mickey Dean, Auburn is 18-2 in meetings against first-time opponents.

NORTH DAKOTA STATE

» Auburn holds a 5-1 advantage in the all-time series against NDSU, including a 3-0 mark in games played at Jane B. Moore Field. The Tigers have won four straight contests against the Bison.

» The two squads last met in 2019 as the Bison traveled to the Plains for the Tiger Invitational. Auburn picked up 10-2 and 4-1 victories over the Bison during the tournament.

PENTA POISED TO REWRITE RECORD BOOK

» Opening her junior campaign right where she left off, Maddie Penta continues to build her legacy as one of the best pitchers to ever wear the Orange and Blue.

» In her second weekend in the circle, Penta's has still yet to allow an earned run to score and boasted an undefeated 7-0 record in the circle. Penta's early performance has her on top of not only the SEC leader board but also leading the country in multiple categories.

MADDIE PENTA'S 2023 SEC NUMBERS

1st	Earned Run Average	0.00*
1st	Strikeouts	58
1st	Victories	7*
1st	Strikeouts per Seven Innings	13.5
6th	Hits Allowed per Seven Innings	3.27
6th	Strikeout-to-Walk Ratio	11.60
12th	Walks Allowed per Seven Innings	1.17

\*Also leads all of NCAA Division I

» Penta also enters the weekend ranked 21st among all active NCAA Division I pitchers in career earned run average, 27th in strikeouts and 41st in winning percentage.

» Along with her meteoric rise as one of the top pitchers in league, Penta solidified herself as one of the most dominating pitchers Auburn has seen in over a decade. Last season, Penta recorded the most strikeouts by any Tiger since 2010 and was just the seventh Tiger in program history to hit 250+ strikeouts in a season. Over the 2023 opening weekend, Penta surpassed 400 career strikeouts, becoming just the fifth pitcher in program history to hit the milestone.

» Etching her name on the freshman, sophomore and single-season record books, Penta enters the midweek with her name already on the top 10 in numerous career rankings. She needs just 37.0 additional innings of work to qualify for certain career categories (earned run average, strikeouts per seven innings, etc.)

MADDIE PENTA IN AUBURN RECORD BOOK

FRESHMAN RECORDS

5th	Strikeouts	105
-----	------------	-----

SOPHOMORE RECORDS

1st	Strikeouts	269
3rd	Earned Run Average	1.76
5th	Innings Pitched	195.0

SEASON RECORDS [SET IN 2022]

1st	Starts	35
4th	Wins	24
4th	Most Strikeouts per Seven Innings	9.66
5th	Lowest Opponent Batting Average	.181
5th	Strikeouts	269
6th	Strikeouts Looking	57
7th	Combined Shutouts	6
9th	Innings Pitched	195.0
10th	Complete Games	15

CAREER RECORDS

5th	Strikeouts	432
16th	Combined Shutouts	11
9th	Strikeouts Looking	86
10th	Wins	40
11th	Starts	61
14th	Complete Games	21
15th	Innings Pitched	313.0

SETTING THE TABLE: PERALTA THRIVING IN LEADOFF SPOT

» Finding her groove in the top spot of the lineup, Nelia Peralta has been racking up the base hits early this season. The shortstop ranks second in the SEC in triples (2), third in hits (17), total bases (28) and fourth in batting average. She also ranks as the second toughest batter in the league to strike out.

» On top of those impressive numbers, Peralta also ranks in the top eight in the SEC in on base percentage (.625) and slugging percentage (.875).

» Peralta's ability to get on base has been extremely impressive when leading off an inning. Peralta holds a .733 on-base percentage when leading off an inning, reaching successful a total of 11 times, which is tied for the most by an SEC hitter.

NAME	TEAM	H	BB	HBP	RCH	OBP
Macy Graf	Mississippi St.	7	2	2	11	0.786
Kiki Milloy	Tennessee	8	2	1	11	0.733
Nelia Peralta	Auburn	7	4	0	11	0.733
Jenna Laird	Missouri	7	2	0	9	0.562
Koko Woolley	Texas A&M	3	6	0	9	0.500

RANKINGS ROUND-UP: AUBURN TRENDS UPWARD AFTER UNDEFEATED HOME OPENER

» Opening its home slate with five wins to sweep the Tiger Invitational, Auburn softball trended upward in three of the four major polls in the second release of the season, extending Auburn's streak of being ranked by at least one major poll to 17 straight weeks.

» Auburn moved up one spot to No. 20 in both the USA Today/NFCA Coaches Poll and the ESPN.com/USA Softball Top 25. The Tigers saw its biggest jump, moving five spots to No. 18 in the latest D1 Softball Top 25.

» The Tigers held steady at No. 21 for the second week in a row in this week's Softball America Top 25.

PENTA CLAIMS FIRST SEC PITCHER OF THE WEEK HONOR OF 2023

» Combining for three shutout victories and closing opening weekend

as the conference leader in strikeouts, Maddie Penta's junior season picked up right where she left off as her effort were celebrated with Southeastern Conference Pitcher of the Week honors.

» Penta has won five SEC weekly honors over her career. This marks her second SEC Pitcher of the Week selection after winning the award in March of 2022.

» The Chesapeake City, Maryland, native combined with Shelby Lowe to record three of Auburn's four shutouts over opening weekend. Penta was the pitcher of record for all three of starts, opening her junior campaign with a 3-0 mark. Penta has not allowed a run to score in 17.1 consecutive innings, dating back to the 2022 season.

» Over 15 innings of work in Clearwater, Penta scattered eight hits to hold opponents to a .145 average at the plate. The right-hander issued just three walk and one hit by pitch over her three appearances in the circle. Behind double-digit strikeout efforts against Fordham and Indiana, Penta closed opening weekend with 31 strikeouts. Penta was also named to the NFCA Leadoff Classic All-Tournament after helping the Tigers to a 4-1 mark over opening week.

BOMBS AWAY

» Getting back in the swing of things during its first week at Jane B. Moore Field, Auburn slugged 11 home runs on its home turf to bring its total to an SEC leading 17 in the early weeks of the 2023 season.

» So far this season, seven different Tigers have delivered with a long ball with six total Tigers slugging multiple home runs. Newcomer Jess Tresvik paces the squad and ranks fifth in the league with four home runs this season.

» Ellis led the team and ranked third in the SEC a season ago with 20 home runs to surpass Kasey Cooper (2014) for the program's freshman home run record. Ellis also finished tied for second in single-season history for home runs.

» Taking down one Cooper record over the course of her freshman campaign, Ellis will need to slug 17 additional home runs in 2023 to take down the program's sophomore record held by Cooper. With one season under her belt, Ellis already has the 18th most career home runs by a Tiger. Fellow teammate Aspy Godwin also ranks in the top 20.

RECORD WATCH: CAREER HOME RUNS

10.	Alyssa Rivera (2017-21)	30
11.	Kyndall White (2008-11)	28
12.	Morgan Estell (2011-15)	23
	Ashley Griffin (2003-06)	23
	Haley Fagan (2014-17)	23
	Sara Dean (2002-05)	23
	Tatiana Fernandez (2006-09)	23
	Tannon Snow (2017-20)	23
18.	<b>Bri Ellis (2022-Pr.)</b>	<b>22</b>
19.	Paige Jones (2002-05)	21
	<b>Aspy Godwin (2019-Pr.)</b>	<b>21</b>

WATCH THIS: PRESEASON PENTA MAKES COLLEGIATE PLAYER OF THE YEAR WATCH LIST

» Coming off one of the most dominating Tiger pitching performances in over a decade, Maddie Penta's preseason hype is off the charts and features a coveted spot on the watch list for USA Softball Collegiate Player of the Year.

» Penta was one of 18 student-athletes from the Southeastern Conference to be tabbed to the watch list, which is comprised of 50 student-athletes across Division I softball. She is the first Tiger to earn a watch list spot since Samantha Yarbrough earned the honor to begin the 2021 season.

» The top-25 finalists for the 2023 USA Softball Collegiate Player of the Year Award will be announced on Wednesday, April 19. The top-10 finalists will be announced Wednesday, May 3 before the unveiling of the top three on Wednesday, May 17. The 2023 USA Softball Collegiate Player of the Year will be announced prior to the NCAA Women's College World Series.

SCORE BY INNING

	1st	2nd	3rd	4th	5th	6th	7th	EXTRAS	Total
<b>AUBURN</b>	22	19	21	16	5	6	5	0	94
<b>OPPONENTS</b>	3	10	1	1	0	0	1	0	16

## NOTEBOOK

**THE HYPE IS REAL: PRESEASON ALL-SEC TOPS HONORS FOR RETURNING PENTA AND ELLIS**

» After turning in All-SEC performances a season ago, Bri Ellis and Maddie Penta enter their 2023 campaigns with a chip on their shoulders and Preseason All-SEC Team honors to boast. The Preseason All-SEC Softball Team is voted on by the league's head coaches and consists of a minimum of 21 student-athletes. No ties are broken.

» The dynamic duo of Penta and Ellis has garnered recognition throughout the preseason with overall and position rankings from national publications of D1 Softball, Softball America and Extra Inning Softball.

**BRISZN HONORS**

Preseason All-SEC Team

Preseason D100 Player Rankings [No. 74]

Extra Elite 100 Player Rankings [No. 77]

Softball American Preseason College Top 100 [No. 76]

D1 Softball Preseason Power Rankings - First Base [No. 5]

Extra Elite 100 Preseason Rankings - First Base [No. 7]

FloSoftball Top 10 Sluggers

**PRESEASON PENTA**

USA Softball Collegiate Player of the Year Watch List

Preseason All-SEC Team

Preseason D100 Player Rankings [No. 37]

Extra Elite 100 Player Rankings [No. 47]

Softball American Preseason College Top 100 [No. 61]

D1 Softball Preseason Power Rankings - Pitcher [No. 13]

Extra Elite 100 Preseason Rankings - First Base [No. 14]

» Penta returns to the circle after leading the SEC in wins (24), innings pitched (195.0) and earned run average (1.76). The right-handed finished second in the league with 269 strikeouts to become just the seventh pitcher in program history to record 250+ strikeouts in a season. Penta went on the set the sophomore strikeout record.

» Bringing the power to the plate, 20 of Ellis's 45 hits went for extra bases as she led all freshmen and finished third overall in the SEC with 20 home runs a mark that broke All-American Kasey Cooper's freshman record. Adding eight doubles and a triple to her power numbers, Ellis closed the season tied for fifth in Auburn single-season history with a .772 slugging percentage. The mark is the seventh highest slugging clip among SEC hitters. She led the team with 49 RBI and added 32 runs scored.

**MS. STEAL YOUR BASE**

» The speedster is returning for her junior campaign ready to wreck havoc on the bases. Makayla Packer led the team last season with 21 steals on 25 attempts. Packer finished seventh overall in the league in total steals while finishing sixth with an average of 0.42 stolen bases per game.

» After recording the second most steals by a Tiger freshman in her debut season, Packer shattered the program's sophomore record for steals, surpassing Shannon Anderson's record of 19 that had stood since 2003. Her steals total last season stood tied for third in a single season at Auburn.

» Packer holds the program's third highest career stolen base percentage (.864) while ranking in the top five in program history for career steals. The speedster was a perfect 16-for-16 in steals as a freshman, setting the program's single-season record for stolen base percentage.

**RECORD WATCH: CAREER STOLEN BASES**

1.	Shannon Anderson (2002-04)	73 (73-83)
2.	Victoria Draper (2014-18)	56 (56-64)
3.	Alyssa Rivera (2017-21)	42 (42-52)
	Ashley Griffin (2003-06)	42 (42-52)
5.	<b>Makayla Packer (2021-Pr.)</b>	<b>38 (38-44)</b>

**PACK THE PLAINS**

» With its first weekend of home games under its belt, Auburn has already set the standard as being one of the toughest environments for visiting teams as fans battled cold weather to cheer on the Tigers at the Tiger Invitational.

» Auburn currently ranks sixth in the country in accumulated attendance with a mark of 9,455 through six home dates. The total is good for fifth in the SEC.

» The Tigers currently average 1,576 fans per home contest, the seventh highest average in the country and fifth overall in the SEC.

**AT THE HELM: DEAN ENTERS SIXTH SEASON ON THE PLAINS**

» Head coach Mickey Dean enters his sixth season on the Plains. Dean has guided to several firsts during his tenure, adding to his lofty coaching resume in the process.

» The 2022 season saw Dean guide the Tigers to the program's 900th victory behind a run-rule performance at Jacksonville State and record the second 40-win season in his tenure on the Plains.

» During his tenure on the Plains, Mickey Dean continues to overhaul the program's culture to return to the Tigers back to the top of the SEC and gathered a long list of honors and firsts along the way:

**MICKEY DEAN AUBURN HIGHLIGHTS**

- The 15 straight wins to open the season were the most in SEC history among first-year head coaches.
- 500th Career Coaching Victory: Auburn 7, Western Illinois 0 on March 4, 2018.
- Auburn's 800th Program Win: Auburn 2, Kennesaw State 1 on April 4, 2018.
- All five members of the 2019 senior class was drafted in the 2019 National Pro Fastpitch Draft.
- Kendall Veach became program's 16th All-American (Softball America).
- 100th Victory at Auburn: Auburn 5, No. 19 South Carolina, 4 on Feb. 20, 2021.
- A program-record five SEC Freshman of the Week honors in 2021.
- 600th Career Coaching Victory: Auburn 3; Ole Miss 1 on April 25, 2021.
- First Auburn freshman pitcher in program history to earn All-SEC honors (Shelby Lowe)
- Program record four freshmen named to the 2021 SEC All-Freshman Team
- Auburn's 900th Program Win: Auburn 10, Jacksonville State 0 on Feb 23, 2022.
- Maddie Penta earned the program's first NFCA/Division National Pitcher of the Week honor on March 9, 2022.
- Bri Ellis becomes the first Auburn Tiger to win SEC Freshman of the Year in 20 years and the first to win the award outright.
- Maddie Penta becomes first Auburn pitcher to earn NFCA First Team All-Region honors

**HOME SWEET HOME**

» The friendly confines of Jane B. Moore Field has been torturous for opponents during Mickey Dean's tenure at the helm.

» Auburn has won at least 18 games at home in four of Dean's five seasons on the Plains, excluding the shortened 2020 season. The Tigers went 11-2 at home before the season was suspended in March due to the COVID-19 pandemic. Auburn is currently undefeated at Jane B. Moore Field with a perfect 6-0 record.

» Dean holds the second-highest winning percentage in home games by a head coach in program history.

**CAREER WINNING PERCENTAGE AT HOME**

1.	Clint Myers	.877	(122-17)
2.	Mickey Dean	.806	(116-28)
3.	Tina Deese	.643	(259-144)

## MILESTONE TRACKER

MILESTONE	PLAYER	HAS	NEEDS
450 Strikeouts	Maddie Penta	432	18
350 Strikeouts	Shelby Lowe	325	25
100 Hits	Sydney Cox	71	29
100 Hits	Lindsey Garcia	88	12
100 Hits	Aspyn Godwin	78	22
100 Hits	Carlee McCandichie	77	23
100 Hits	Makayla Packer	76	24
40 Stolen Bases	Makayla Packer	38	2
30 Home Runs	Bri Ellis	22	8
30 Home Runs	Aspyn Godwin	21	9

## CAREER RECORD WATCH

**HIGHEST STOLEN BASE PCT. (MIN. 30 ATTEMPTS)**

1.	.880	Shannon Anderson (73-83)	2002-04
2.	.875	Victoria Draper (56-64)	2014-18
3.	<b>.864</b>	<b>Makayla Packer (38-44)</b>	<b>2021-Pr.</b>

**TRIPLES**

3.	6	Kendall Veach	2016-19
	6	Carlee Wallace	2015-17
	6	Lauren Guzman	2009-12
6.	5	Aspyn Godwin	2019-Pr.
	5	Makayla Packer	2021-Pr.
	5	SIX ADDITIONAL STUDENT-ATHLETES TIED	

**SACRIFICE FLIES**

2.	9	Tannon Snow	2017-20
	9	Courtney Shea	2015-18
	9	Sara Dean	2002-05
5.	8	Lindsey Garcia	2020-Pr.
	8	THREE ADDITIONAL STUDENT-ATHLETES TIED	

**STOLEN BASES**

2.	56	Victoria Draper (56-64)	2014-18
3.	42	Alyssa Rivera (42-52)	2017-21
	42	Ashley Griffin (42-52)	2003-06
5.	38	<b>Makayla Packer (38-44)</b>	<b>2021-Pr.</b>

**WINS**

8.	45	Beth DiPietro (45-17)	2004-06
9.	43	Angel Bunner (43-21)	2009-12
10.	40	<b>Maddie Penta (39-19)</b>	<b>2021-23</b>

**SAVES**

7.	7	Mary Petrie	1998-01
8.	6	Shelby Lowe	2021-Pr.
	6	Angel Bunner	2008-12
	6	Rachael Walters	2015-16
	6	Jennifer Lofton	2000-02

**COMBINED SHUTOUTS**

5.	13	Marcy Harper	2013-16
6.	11	<b>Maddie Penta</b>	<b>2021-23</b>
	11	THREE ADDITIONAL STUDENT-ATHLETES TIED	

**STRIKEOUTS**

3.	727	Kristen Keyes	2002-04
4.	480	Jenee Loree	2009-12
5.	432	<b>Maddie Penta</b>	<b>2021-Pr.</b>

**STRIKEOUTS LOOKING**

7.	98	Marcy Harper	2013-16
8.	94	Lauren Schmalz	2008-12
9.	86	<b>Maddie Penta</b>	<b>2021-Pr.</b>

**HIGH FIELDING PERCENTAGE (MIN. 400 CHANCES)**

5.	.988	Justus Perry (1212-36-15)	2017-21
6.	<b>.986</b>	<b>Aspyn Godwin (636-46-10)</b>	<b>2019-Pr.</b>
7.	.985	Michelle Martin (790-104-14)	1998-10

**AUBURN IN THE SEC...**

**AUBURN'S SEC RANKINGS**

Batting Average	.378 (2)
Double Plays per Game	.36 (5)
Doubles	11 (11)
Doubles per Game	1.00 (11)
Earned Run Average	1.18 (1)
Fielding Percentage	.963 (11)
Hit Batters	1 (1)
Home Runs per Game	1.55 (3)
On-Base Percentage	.462 (4)
Scoring	8.55 (3)
Shutouts	5 (1)
Slugging Percentage	.633 (2)
Stolen Bases per Game	2.18 (4)
Strikeout-to-Walk Ratio	11.11 (1)
Triples per Game	.45 (3)
W/L Percentage	.909 (3)
Walks	42 (6)

**INDIVIDUAL SEC RANKINGS**

<b>BRI ELLIS</b>	
5. Sacrifice Flies	1
<b>LINDSEY GARCIA</b>	
8. Stolen Bases	4
11. Runs Per Game	1.09
12. Hits	13
<b>ASPNY GODWIN</b>	
7. Home Runs	3
<b>CARLEE MCCONDICHE</b>	
5. Sacrifice Flies	1
6. Hits	15
9. Batting Average	.484
<b>MAKAYLA PACKER</b>	
8. Triples Per Game	.11
<b>MADDIE PENTA</b>	
1. Earned Run Average	0.00
1. Strikeouts	58
1. Strikeouts Per Seven Innings	13.5
1. Victories	7
6. Hits Allowed per Seven Innings	3.27
6. Strikeout-to-Walk Ratio	11.60
12. Walks Allowed Per Seven Innings	1.17
<b>NELIA PERALTA</b>	
2. Triples	2
2. Toughest to Strike Out	32.0
3. Hits	17
3. Total Bases	28
4. Batting Average	.531
4. Triples Per Game	.18
7. On Base Percentage	.625
8. Slugging Percentage	.875
14. Walks Per Game	.73
<b>ROSE ROACH</b>	
8. Stolen Bases	4
<b>MILLIE ROBERTS</b>	
5. Sacrifice Flies	1
<b>ABBEY SMITH</b>	
5. Stolen Bases	5
7. Stolen Bases Per Game	.45
<b>ICCESS TRESVIK</b>	
5. Home Runs	4
7. Home Runs Per Game	0.40
<b>ANNABELLE WIDRA</b>	
1. Strikeout-to-Walk Ratio	0.00
1. Walks Allowed Per Seven Innings	0.00
7. Earned Run Average	0.82
7. Home Runs	3
9. Home Runs Per Game	.30
12. Strikeouts Per Seven Innings	8.2
13. Hits Allowed Per Seven Innings	4.94

**SEC STANDINGS**

RANK	SCHOOL	SEC RECORD	PCT.	OVERALL RECORD	PCT.
1.	LSU	0-0	.000	12-0	1.000
2.	Florida	0-0	.000	10-0	1.000
3.	<b>AUBURN</b>	<b>0-0</b>	<b>.000</b>	<b>10-1</b>	<b>.909</b>
4.	South Carolina	0-0	.000	9-1	.900
5.	Tennessee	0-0	.000	6-1	.857
6.	Kentucky	0-0	.000	7-1-1	.833
7.	Missouri	0-0	.000	9-2	.818
8.	Texas A&M	0-0	.000	9-2	.818
9.	Arkansas	0-0	.000	8-2	.800
10.	Alabama	0-0	.000	7-2	.778
11.	Georgia	0-0	.000	7-4	.636
12.	Ole Miss	0-0	.000	6-4	.600
13.	Mississippi State	0-0	.000	6-4	.600

**THIS WEEK IN THE SEC...**

<i>Tuesday, February 21</i>		<i>Saturday, February 25</i>	
Kentucky 1, LMU 0		Clemson vs. Tennessee	10:30 a.m.
Georgia 1, Clemson 7		Indiana State vs. Alabama	11 p.m.
LSU 3, Louisiana Tech 1		Drake vs. Arkansas	11:30 p.m.
		CA Baptist vs. Georgia	11:30 p.m.
		Ole Miss vs. SF Austin	12 p.m.
		Oregon vs. Florida	12 p.m.
		Mississippi State vs. Louisiana Tech	12:30 p.m.
		SE Louisiana vs. Alabama	1:30 p.m.
		Hofstra vs. Georgia	2 p.m.
		Louisiana vs. LSU	2:30 p.m.
		Furman vs. Mississippi State	3 p.m.
		<b>North Dakota State vs. Auburn</b>	<b>3 p.m.</b>
		Tennessee vs. UIC	3:30 p.m.
		Ole Miss vs. McNeese	5 p.m.
		Texas A&M-CC vs. LSU	5 p.m.
		Missouri vs. Oregon	5 p.m.
		Tennessee Tech vs. South Carolina	5:30 p.m.
		<b>Merrimack vs. Auburn</b>	<b>5:30 p.m.</b>
		Texas A&M vs. UCLA	7 p.m.
		Missouri vs. Long Beach State	7:30 p.m.
		Northwestern vs. Kentucky	7:30 p.m.
		Texas A&M vs. Utah Valley	9:30 p.m.
		Kentucky vs. UC Riverside	10 p.m.
<i>Friday, February 24</i>		<i>Sunday, February 26</i>	
Tulsa vs. Mississippi State	12:30 p.m.	Belmont vs. South Carolina	9 a.m.
Drake vs. Arkansas	1:30 p.m.	UIC vs. Tennessee	10:30 a.m.
Michigan State vs. Tennessee	2 p.m.	SF Austin vs. Ole Miss	10:30 a.m.
Hofstra vs. Georgia	2 p.m.	Drake vs. Arkansas	11 a.m.
Jacksonville vs. South Carolina	3 p.m.	Mississippi State vs. Furman	11:15 a.m.
UC Riverside vs. Florida	3 p.m.	Tennessee Tech vs. South Carolina	11:30 a.m.
<b>Merrimack vs. Auburn</b>	<b>3 p.m.</b>	Lipscomb vs. Georgia	12 p.m.
Arizona vs. Arkansas	4 p.m.	<b>North Dakota State vs. Auburn</b>	<b>12 p.m.</b>
Kennesaw St vs. Alabama	4 p.m.	Ole Miss vs. McNeese	12:30 p.m.
Tennessee vs. South Florida	4:30 p.m.	Kennesaw State vs. Alabama	1 p.m.
CA Baptist vs. Georgia	4:30 p.m.	LSU vs. Louisiana	2:30 p.m.
Texas A&M vs. Oklahoma	5 p.m.		
South Carolina vs. Mercer	5:30 p.m.		
Oregon State vs. Missouri	5:30 p.m.		
Mississippi State vs. South Alabama	5:30 p.m.		
<b>Brown vs. Auburn</b>	<b>5:30 p.m.</b>		
Texas A&M-CC vs. LSU	6 p.m.		
SE Louisiana vs. Alabama	6:30 p.m.		
Kentucky vs. UCLA	7:30 p.m.		



**AUBURN ACROSS THE COUNTRY...**

**AUBURN'S NCAA RANKINGS**

Batting Average	.378 (7)
Double Plays per Game	.36 (74)
Doubles	11 (92)
Doubles per Game	1.00 (155)
Earned Run Average	1.18 (9)
Fielding Percentage	.963 (118)
Hit Batters	1 (1)
Home Runs per Game	1.55 (9)
On-Base Percentage	.462 (9)
Scoring	8.55 (4)
Shutouts	5 (2)
Slugging Percentage	.633 (7)
Stolen Bases per Game	2.18 (28)
Strikeout-to-Walk Ratio	11.11 (1)
Triples per Game	.45 (17)
W/L Percentage	.909 (10)
Walks	

**INDIVIDUAL NCAA RANKINGS**

**ASPNY GODWIN**

44. Home Runs	3
---------------	---

**CARLEE MCCONDICHIE**

27. Hits	15
----------	----

**MADDIE PENTA**

1. Earned Run Average	0.00
1. Victories	7
2. Strikeouts	58
2. Strikeouts Per Seven Innings	13.5
22. Strikeout-to-Walk Ratio	11.60
36. Hits Allowed per Seven Innings	3.27

**NELIA PERALTA**

3. Triples	2
9. Hits	17
10. Toughest to Strike Out	32.0
16. Total Bases	28
23. On Base Percentage	.625
26. Batting Average	.531
49. Slugging Percentage	.875

**ICCESS TRESVIK**

14. Home Runs	4
28. Home Runs Per Game	0.40

**ANNABELLE WIDRA**

1. Strikeout-to-Walk Ratio	0.00
1. Walks Allowed Per Seven Innings	0.00
44. Home Runs	3

**NCAA D1 ACTIVE CAREER LEADERS**

**BRI ELLIS**

10. Slugging Percentage	.769
-------------------------	------

**SHELBY LOWE**

18. Earned Run Average	1.81
29. Saves	6

**CARLEE MCCONDICHIE**

48. Batting Average	.381
---------------------	------

**MADDIE PENTA**

21. Earned Run Average	1.86
27. Strikeouts	432
41. Victories	.722

**NELIA PERALTA**

20. Slugging Percentage	.735
-------------------------	------

**NFCA COACHES POLL**

RK.	TEAM	RECORD
1.	UCLA (29)	12-0
2.	Oklahoma (3)	8-1
3.	Florida	10-0
4.	Oklahoma State	8-1
5.	Clemson	10-0
6.	Florida State	9-3
7.	Arkansas	8-2
8.	Washington	9-1
9.	Texas	8-1-1
10.	Virginia Tech	7-3
11.	Alabama	6-2
12.	Tennessee	6-1
13.	Arizona	7-3
14.	Duke	7-3
15.	LSU	10-0
16.	Stanford	8-2
17.	Georgia	7-3
18.	Kentucky	6-1-1
19.	Northwestern	4-4
20.	AUBURN	9-1
21.	Maryland	8-1
22.	Oregon	8-2
23.	UCF	5-5
24.	Missouri	9-2
25.	Baylor	8-1

RV: Arizona State, Michigan, San Diego State, North Texas, Texas A&M, Louisiana, Wichita State, Cal State Fullerton, BYU, Charlotte, Mississippi State.

**USA SOFTBALL POLL**

RK.	TEAM	RECORD
1.	UCLA (25)	12-0
2.	Oklahoma	8-1
3.	Florida	10-0
4.	Oklahoma State	8-1
5.	Clemson	10-0
6.	Florida State	9-3
7.	Alabama	6-2
8.	Arkansas	8-2
9.	Tennessee	6-1
10.	Washington	9-1
11.	Stanford	8-2
12.	Virginia Tech	7-3
13.	Texas	8-1-1
14.	LSU	10-0
15.	Duke	7-3
16.	Georgia	7-3
17.	Northwestern	4-4
18.	Kentucky	6-1-1
19.	Arizona	7-3
20.	AUBURN	9-1
21.	Missouri	9-2
22.	Baylor	8-1
23.	Maryland	8-1
24.	Oregon	8-2
25.	UCF	5-5

RV: Texas A&M, Louisiana, Arizona State, BYU, San Diego State, Mississippi State, Cal State Fullerton, Louisville, North Texas, UNC Charlotte, California.

**D1 SOFTBALL POLL**

RK.	TEAM	RECORD
1.	UCLA	12-0
2.	Oklahoma	8-1
3.	Oklahoma State	8-1
4.	Florida	10-0
5.	Clemson	10-0
6.	Alabama	6-2
7.	Florida State	9-3
8.	Stanford	8-2
9.	Washington	9-1
10.	Arkansas	8-2
11.	Tennessee	6-1
12.	LSU	10-0
13.	Duke	7-3
14.	Georgia	7-3
15.	Virginia Tech	7-3
16.	Kentucky	6-1-1
17.	Texas	8-1-1
18.	AUBURN	9-1
19.	Texas A&M	9-2
20.	Arizona	7-3
21.	Maryland	8-1
22.	Northwestern	4-4
23.	Baylor	8-1
24.	UCF	5-5
25.	Missouri	9-2

**SOFTBALL AMERICA POLL**

RK.	TEAM	RECORD
1.	UCLA	12-0
2.	Oklahoma	8-1
3.	Oklahoma State	8-1
4.	Clemson	10-0
5.	Florida	10-0
6.	Alabama	6-2
7.	Florida State	9-3
8.	Washington	9-2
9.	Duke	7-3
10.	Arkansas	8-2
11.	Stanford	8-2
12.	Tennessee	6-1
13.	Georgia	7-3
14.	Kentucky	6-1-1
15.	Arizona	7-3
16.	Virginia Tech	7-3
17.	LSU	10-0
18.	Texas	8-1-1
19.	Texas A&M	9-2
20.	Maryland	8-1
21.	AUBURN	9-1
22.	Baylor	8-1
23.	Missouri	9-2
24.	UCF	5-5
25.	Northwestern	4-4

**AU IN THE POLLS**

WK	NFCA	USA	D1	SA	RPI
PRE	21	21	19	18	---
W1	21	21	23	21	---
W2	20	20	18	21	---



## AUBURN BY THE NUMBERS

### UNDER COACH DEAN...

	2023	AT AUBURN
Overall	10-1	173-91
Home	6-0	116-28
Away	0-0	28-39
Neutral	4-1	38-24
vs. SEC	0-0	39-58
Series Game One	0-0	11-22
Series Game Two	0-0	15-18
Series Game Three	0-0	13-19
vs. Non-Conference	10-1	134-32
Day Games	10-1	132-64
Night Games	0-0	41-27
Extra Innings	0-0	7-10
vs. Left-Handed Starters	2-0	19-16
vs. Right-Handed Starters	8-1	154-75
Starter receives decision	9-1	138-72
Reliever receives decision	1-0	34-19
Starter goes 5+ innings	3-0	110-46
Starter goes less than 5 inn.	7-1	63-45
Scoring First	8-0	128-23
Opponent Scores First	2-1	45-68
Leading after 5 Innings	5-0	116-8
Trailing after 5 Innings	0-1	9-64
Tied after 5 Innings	0-0	8-15
Leading after 6 Innings	4-0	108-3
Trailing after 6 Innings	0-1	4-69
Tied after 6 Innings	0-0	8-11
vs. Ranked Opponents	0-0	29-65
vs. Top-10 Opponents	0-0	7-28
Shutouts	5-0	63-25
One-Run Games	0-1	22-39
Two-Run Games	0-0	24-12
Scoring 0-2 Runs	0-0	15-65
Scoring 3-5 Runs	1-0	56-20
Scoring 6-9 Runs	5-1	70-6
Scoring 10+ Runs	4-0	32-0
Opponent Scores 0-2 Runs	9-0	136-22
Opponent Scores 3-5 Runs	1-0	32-32
Opponent Scores 6-9 Runs	0-1	5-28
Opponent Scores 10+ Runs	0-0	0-9
Out-Hit Opponent	9-0	144-8
Out-Hit by Opponent	0-1	17-75
Hits are Tied	1-0	12-8
Without Hitting a Home Run	0-1	49-53
Hitting a Home Run	10-0	124-38
Opponent Doesn't Hit a Homer	8-1	124-40
Opponent Hits a Home Run	2-0	49-51
Errorless	6-0	88-27
Committing One Error	2-1	56-33
Committing 2+ errors	3-0	30-31
Opponent is errorless	2-0	41-42
<b>BY JERSEY</b>		
White	4-0	38-19
Navy	3-1	51-26
Orange	2-0	32-18
Gray	0-0	24-15
Pinstripe	1-0	25-13
Pink	0-0	3-0
<b>BY DAY OF WEEK</b>		
Monday	0-0	3-1
Tuesday	0-0	3-1
Wednesday	1-0	18-3
Thursday	0-0	11-4
Friday	4-0	49-24
Saturday	3-1	49-35
Sunday	2-0	30-23
<b>BY MONTH</b>		
February	10-1	79-16
March	0-0	57-21
April	0-0	28-31
May	0-0	9-23
June	0-0	0-0

### VERSUS CONFERENCE

<b>SEC</b>	0-0
Alabama	0-0
Florida	0-0
Georgia	0-0
Mississippi State	0-0
LSU	0-0
Missouri	0-0
Ole Miss	0-0
South Carolina	0-0
<b>ACC</b>	0-1
Georgia Tech	0-0
Pitt	0-1
<b>ASUN</b>	2-0
Austin Peay	2-0
Jacksonville State	0-0
<b>ATLANTIC 10</b>	2-0
Dayton	1-0
Fordham	1-0
<b>BIG 12</b>	0-0
Oklahoma	0-0
<b>BIG EAST</b>	3-0
St. John's	1-0
Villanova	2-0
<b>BIG SKY</b>	0-0
Weber State	0-0
<b>BIG TEN</b>	2-0
Illinois	1-0
Indiana	1-0
Northwestern	0-0
<b>C-USA</b>	1-0
UAB	1-0
<b>IVY LEAGUE</b>	0-0
Brown	0-0
<b>MAC</b>	0-0
Bowling Green	0-0
<b>NORTHEAST CONFERENCE</b>	0-0
Merrimack	0-0
<b>OVC</b>	0-0
Tennessee Tech	0-0
<b>SUMMIT</b>	0-0
North Dakota State	0-0
<b>SOUTHERN</b>	0-0
Samford	0-0
<b>SUN BELT</b>	0-0
South Alabama	0-0
Troy	0-0
<b>SWAC</b>	0-0
Alabama State	0-0

### COME FROM BEHIND WINS [2]

DATE	OPPONENT	DEFICIT(S)	FINAL
Feb. 18	Villanova	0-1	9-3
Feb. 19	Austin Peay	0-1	5-1

### WALK-OFF WINS [3]

DATE	OPPONENT	SCORE (INN.)	GW PLAY
Feb. 10	Fordham	9-0 (6)	Godwin HR LF [Grand Slam]
Feb. 17	Villanova	8-0 (5)	Engelkes FC, RBI
Feb. 17	Dayton	10-2 (5)	Blaine scored on WP

## AUBURN VS. RANKED OPPONENTS

### 2023 RESULTS

DATE	OPPONENT	RANKING	RESULT
1997			
1998			
1999			
2000			
2001			
2002			
2003			
2004			
2005			
2006			
2007			
2008			
2009			
2010			
2011			
2012			
2013			
2014			
2015			
2016			
2017			
2018			
2019			
2020			
2021			
2022			
<b>TOTAL</b>			<b>155-315-1</b>

### BREAKDOWN

YEAR	RECORD	RANKING	RECORD
1997	2-6	1	3-15
1998	1-11	2	3-13
1999	0-8-1	3	4-21
2000	4-14	4	10-17
2001	2-12	5	2-7
2002	5-13	6	5-25
2003	1-15	7	6-12
2004	11-12	8	8-18
2005	8-8	9	3-11
2006	5-12	10	2-17
2007	0-12	11	13-17
2008	5-14	12	15-12
2009	3-15	13	10-18
2010	2-17	14	4-16
2011	7-14	15	14-13
2012	4-14	16	12-15
2013	2-10	17	2-5
2014	10-14	18	9-13
2015	22-9	19	6-10
2016	19-11	20	4-8
2017	13-10	21	5-13-1
2018	9-11	22	3-1
2019	7-17	23	7-3
2020	2-7	24	3-8
2021	6-16	25	2-7
2022	5-13		
<b>TOTAL</b>	<b>155-315-1</b>	<b>TOTAL</b>	<b>155-315-1</b>

## AUBURN HITTING BY THE NUMBERS

### HITTING

Blaine Records Hit	7-1
Blaine Records Multi-Hit Game	2-0
Blaine Hits Home Run	1-0
Bryant Records Hit	2-0
Bryant Records Multi-Hit Game	1-0
Bryant Hits Home Run	0-0
Cooper Records Hit	0-0
Cooper Records Multi-Hit Game	0-0
Cooper Hits Home Run	0-0
Cox Records Hit	0-0
Cox Records Multi-Hit Game	0-0
Cox Hits Home Run	0-0
Elkins Records Hit	0-0
Elkins Records Multi-Hit Game	0-0
Elkins Hits Home Run	0-0
Ellis Records Hit	6-1
Ellis Records Multi-Hit Game	3-0
Ellis Hits Home Run	2-0
Engelkes Records Hit	0-0
Engelkes Records Multi-Hit Game	0-0
Engelkes Hits Home Run	0-0
Garcia Records Hit	9-1
Garcia Records Multi-Hit Game	3-0
Garcia Hits Home Run	2-0
Godwin Records Hit	6-1
Godwin Records Multi-Hit Game	0-1
Godwin Hits Home Run	2-0
Lisenby Records Hit	2-0
Lisenby Records Multi-Hit Game	1-0
Lisenby Hits Home Run	0-0
McCondichie Records Hit	10-0
McCondichie Records Multi-Hit Game	4-0
McCondichie Hits Home Run	0-0
McCrary Records Hit	3-1
McCrary Records Multi-Hit Game	0-0
McCrary Hits Home Run	1-0
McNemar Records Hit	0-0
McNemar Records Multi-Hit Game	0-0
McNemar Home Run	0-0
Milanowski Records Hit	1-0
Milanowski Records Multi-Hit Game	0-0
Milanowski Home Run	0-0
Packer Records Hit	2-0
Packer Records Multi-Hit Game	0-0
Packer Hits Home Run	0-0
Peralta Records Hit	9-1
Peralta Records Multi-Hit Game	6-1
Peralta Hits Home Run	2-0
Roach Records Hit	0-0
Roach Records Multi-Hit Game	0-0
Roach Hits Home Run	0-0
Roberts Records Hit	2-1
Roberts Records Multi-Hit Game	0-0
Roberts Hits Home Run	0-0
Smith Records Hit	0-1
Smith Records Multi-Hit Game	0-0
Smith Hits Home Run	0-0
Tresvik Records Hit	4-0
Tresvik Records Multi-Hit Game	2-0
Tresvik Hits Home Run	4-0
Widra Records Hit	6-0
Widra Records Multi-Hit Game	3-0
Widra Hits Home Run	3-0

### LEADING OFF

Peralta	10-1
---------	------

### HOME RUNS

CAREER DINGERS	SOLO	2R	3R	GS	TOTAL
Ellis, Bri	12	8	2	---	22
Godwin, Aspyn	13	4	3	1	21
Garcia, Lindsey	6	2	4	1	13
Packer, Makayla	7	4	---	1	12
Peralta, Nelia	8	4	---	---	12
Blaine, Jessie	4	2	4	---	10
Bryant, Denver	4	2	1	---	7
Cox, Sydney	5	1	---	---	6
McCondichie, Carlee	2	2	1	---	5
Tresvik, Icess	3	1	---	---	4
Widra, Annabelle	1	2	---	---	2
Lisenby, Aubrie	1	---	1	---	2
Engelkes, Maia	---	1	---	---	1
McNemar, Riley	---	1	---	---	1

### 2023 BREAKDOWN

Total	17
At Jane B. Moore Field	11
On the Road	0
At Neutral Sites	6
vs. RHP	17
vs. LHP	0
w/0 Outs	6
w/1 Out	5
w/2 Outs	6
Solo	7
Two Run	5
Three Run	3
Grand Slam	2
Back-to-Back Jacks	0
Pinch-Hit Homer	0
Walk-Off	1
Opponent Total	2
Last HR Given Up	vs. UAB (Feb. 22, 2023)
Consecutive Games w/o HR (Season Long)	0 (8)

### 2023 TOUCH'EM ALL TRACKER

PLAYER	DATE	OPPONENT	ON-BASE	OUTS
1. Peralta	Feb. 10	St. John's	0	0
2. Godwin	Feb. 10	Fordham	3	2
3. Widra	Feb. 11	Indiana	1	2
4. Godwin	Feb. 12	Illinois	1	0
5. Tresvik	Feb. 12	Illinois	0	2
6. Widra	Feb. 12	Illinois	1	2
7. Godwin	Feb. 17	Austin Peay	2	1
8. Garcia	Feb. 17	Austin Peay	2	1
9. Peralta	Feb. 17	Villanova	0	0
10. Garcia	Feb. 18	Villanova	3	2
11. Tresvik	Feb. 18	Villanova	0	1
12. Ellis	Feb. 18	Dayton	0	0
13. Tresvik	Feb. 19	Austin Peay	0	0
14. Blaine	Feb. 19	Austin Peay	2	2
15. Ellis	Feb. 22	UAB	1	0
16. Widra	Feb. 22	UAB	0	1
17. Tresvik	Feb. 22	UAB	1	1

MULTIPLE-HIT GAMES	2	3	4	5+	2023	CAREER
Nelia Peralta	7	-	-	-	7	18
Carlee McCondichie	3	1	-	-	4	17
Bri Ellis	3	-	-	-	3	12
Annabelle Widra	3	-	-	-	3	3
Lindsey Garcia	2	1	-	-	3	16
Icess Tresvik	2	-	-	-	2	2
Jessie Blaine	2	-	-	-	2	11
Aspyn Godwin	1	-	-	-	1	12
Denver Bryant	1	-	-	-	1	9
Aubrie Lisenby	1	-	-	-	1	4
KK McCrary	1	-	-	-	1	1
Makayla Packer	-	-	-	-	-	17
Sydney Cox	-	-	-	-	-	14
Rose Roach	-	-	-	-	-	2
<b>TEAM</b>	<b>26</b>	<b>2</b>	<b>0</b>	<b>0</b>	<b>28</b>	<b>139</b>

MULTIPLE-RBI GAMES	2	3	4	5+	2023	CAREER
Bri Ellis	2	1	-	-	3	18
Lindsey Garcia	1	1	1	-	3	15
Aspyn Godwin	1	1	1	-	3	14
Nelia Peralta	2	-	-	-	2	13
Annabelle Widra	1	1	-	-	2	2
Icess Tresvik	2	-	-	-	2	2
Jessie Blaine	-	1	-	-	1	10
Denver Bryant	1	-	-	-	1	5
KK McCrary	-	1	-	-	1	1
Makayla Packer	-	-	-	-	-	10
Sydney Cox	-	-	-	-	-	9
Carlee McCondichie	-	-	-	-	-	5
Aubrie Lisenby	-	-	-	-	-	4
Riley McNemar	-	-	-	-	-	2
Rose Roach	-	-	-	-	-	1
Maia Engelkes	-	-	-	-	-	1
<b>TEAM</b>	<b>10</b>	<b>6</b>	<b>2</b>	<b>0</b>	<b>18</b>	<b>112</b>

HITTING STREAKS	CURRENT	2023	CAREER
Nelia Peralta	9	9	9
Lindsey Garcia	---	9	11
Carlee McCondichie	8	8	12
Jessie Blaine	8	8	8
Aspyn Godwin	1	7	8
Bri Ellis	3	3	7
KK McCrary	---	3	3
Annabelle Widra	3	3	3
Makayla Packer	2	2	9
Icess Tresvik	2	2	2
Denver Bryant	1	1	6
Axe Milanowski	---	1	1
Millie Roberts	---	1	1
Abbey Smith	---	1	3
Aubrie Lisenby	1	1	4
Sydney Cox	---	---	6
Rose Roach	---	---	3
Maia Engelkes	---	---	2
Riley McNemar	---	---	1
Kenadie Cooper	---	---	1

REACHED BASE	CURRENT	2023	CAREER
Nelia Peralta	11	11	12
Lindsey Garcia	---	10	12
Jessie Blaine	9	9	10
Carlee McCondichie	8	8	12
Aspyn Godwin	2	7	9
Icess Tresvik	4	4	4
Annabelle Widra	3	4	4
KK McCrary	---	3	3
Sydney Cox	---	3	13
Bri Ellis	3	3	18
Aubrie Lisenby	2	2	8
Makayla Packer	5	2	13
Millie Roberts	---	2	2
Maia Engelkes	---	2	3
Maddie Penta	1	1	1
Skylar Elkins	---	1	1
Abbey Smith	---	1	3
Axe Milanowski	1	1	1
Denver Bryant	1	1	7
Rose Roach	---	1	3
Riley McNemar	---	---	2
Kenadie Cooper	---	---	1

## 2023 RESULTS

**OVERALL RECORD: 10-1 || SEC: 0-0 || HOME: 5-0 || AWAY: 0-0 || NEUTRAL: 4-1**

Date	Opponent	W/L	SCORE	INNINGS	OVERALL	SEC	PITCHER OF RECORD	ATTENDANCE	TIME
! Feb. 10, 2023	vs. St. John's	W	6-0	7	1-0-0	0-0-0	A. Widra (W, 1-0)	436	2:02
! Feb. 10, 2023	vs. Fordham	W	9-0	6	2-0-0	0-0-0	M. Penta (W, 1-0)	429	2:10
! Feb. 11, 2023	vs. Pitt	L	7-8	7	2-1-0	0-0-0	I. Tresvik (L, 0-1)	412	2:51
! Feb. 11, 2023	vs. Indiana	W	9-0	7	3-1-0	0-0-0	M. Penta (W, 2-0)	389	2:30
! Feb. 12, 2023	vs. Illinois	W	10-0	5	4-1-0	0-0-0	M. Penta (W, 3-0)	421	1:35
@ Feb. 17, 2023	AUSTIN PEAY	W	11-1	5	5-1-0	0-0-0	A. Widra (W, 2-0)	1,471	1:48
@ Feb. 17, 2023	VILLANOVA	W	8-0	5	6-1-0	0-0-0	M. Penta (W, 4-0)	1,471	1:33
@ Feb. 18, 2023	VILLANOVA	W	9-3	7	7-1-0	0-0-0	S. Lowe (W, 1-0)	1,693	2:22
@ Feb. 18, 2023	DAYTON	W	10-2	5	8-1-0	0-0-0	M. Penta (W, 5-0)	1,693	1:52
@ Feb. 19, 2023	AUSTIN PEAY	W	5-1	7	9-1-0	0-0-0	M. Penta (W, 6-0)	1,613	2:08
Feb. 22, 2023	UAB	W	10-1	5	10-10	0-0-0	M. Penta (W, 7-0)	1,514	1:33

( ) EXTRA INNINGS GAME | \* - Southeastern Conference Game | ! - NFCA Leadoff Classic (Clearwater, Florida) | @ - Tiger Invitational (Auburn, Alabama)

## 2023 OVERALL STATISTICS



**2023 Auburn Softball**  
**Overall Statistics for Auburn (as of Feb 22, 2023)**  
**(All games Sorted by Batting avg)**



Record: 10-1 Home: 6-0 Away: 0-0 Neutral: 4-1 SEC: 0-0

Player	avg	gp-gs	ab	r	h	2b	3b	hr	rbi	tb	slg%	bb	hp	so	gdp	ob%	sf	sh	sb-att	po	a	e	fld%
13 Nelia Peralta	.531	11-11	32	9	17	1	2	2	9	28	.875	8	0	1	0	.625	0	0	0-0	9	15	1	.960
12 Carlee McCondichie	.484	11-11	31	9	15	0	1	0	6	17	.548	3	0	2	0	.514	1	0	1-1	12	11	0	1.000
5 Lindsey Garcia	.433	11-11	30	12	13	3	0	2	11	22	.733	3	0	4	0	.485	0	0	4-4	8	0	0	1.000
22 Jessie Blaine	.400	11-9	25	4	10	0	1	1	7	15	.600	5	0	0	0	.500	0	0	2-2	4	0	0	1.000
0 Aspyn Godwin	.391	11-9	23	6	9	1	0	3	10	19	.826	2	0	4	1	.440	0	0	0-0	54	1	0	1.000
77 Bri Ellis	.370	11-11	27	4	10	2	0	2	11	18	.667	2	2	4	0	.438	1	0	1-1	26	0	1	.963
-----																							
31 Millie Roberts	.500	9-0	6	1	3	1	0	0	4	4	.667	2	0	2	0	.556	1	0	0-0	0	0	0	.000
10 Makayla Packer	.500	9-2	4	5	2	0	1	0	1	4	1.000	0	0	0	0	.500	0	0	1-3	3	0	0	1.000
66 Annabelle Widra	.474	9-6	19	5	9	1	0	3	6	19	1.000	1	0	5	0	.500	0	0	1-1	1	7	0	1.000
3 Icess Tresvik	.375	9-8	16	7	6	0	0	4	7	18	1.125	1	0	3	0	.412	0	0	1-1	8	0	0	1.000
16 KK McCrary	.333	8-6	15	5	5	2	0	0	5	7	.467	1	0	0	0	.375	0	0	2-2	8	0	0	1.000
7 Denver Bryant	.333	9-4	9	2	3	0	0	0	2	3	.333	1	0	1	0	.400	0	1	0-0	0	0	3	.000
23 Axe Milanowski	.250	9-0	4	3	1	0	0	0	0	1	.250	1	1	3	0	.500	0	0	1-1	8	0	0	1.000
11 Aubrie Lisenby	.231	7-4	13	2	3	0	0	0	1	3	.231	2	0	2	0	.333	0	0	0-0	33	2	0	1.000
20 Abbey Smith	.200	11-2	5	9	1	0	0	0	0	1	.200	0	0	1	0	.200	0	0	5-5	0	0	0	.000
2 Sydney Cox	.000	10-5	10	2	0	0	0	0	2	0	.000	5	1	1	0	.375	0	1	0-0	5	0	0	1.000
99 Rose Roach	.000	10-3	6	4	0	0	0	0	0	0	.000	1	0	2	0	.143	0	0	4-4	5	3	4	.667
17 Maia Engelkes	.000	8-0	5	1	0	0	0	0	1	0	.000	2	1	0	0	.375	0	0	0-0	0	0	0	.000
15 Skylar Elkins	.000	7-0	2	0	0	0	0	0	0	0	.000	1	0	0	0	.333	0	0	0-0	10	0	0	1.000
25 Kenadie Cooper	.000	8-0	1	1	0	0	0	0	0	0	.000	0	0	0	0	.000	0	0	1-2	0	0	0	.000
9 Maddie Penta	.000	1-0	0	1	0	0	0	0	0	0	.000	1	0	0	0	1.000	0	1	0-0	1	1	0	1.000
18 Riley McNemar	.000	6-0	0	2	0	0	0	0	0	0	.000	0	0	0	0	.000	0	0	0-0	0	0	0	.000
Totals	.378	11	283	94	107	11	5	17	83	179	.633	42	5	35	1	.462	3	3	24-27	195	42	9	.963
Opponents	.180	11	239	16	43	2	1	2	12	53	.222	9	1	100	2	.211	2	1	6-8	178	66	18	.931

LOB - Team (64), Opp (41). DPs turned - Team (4), Opp (3).

## (All games Sorted by Earned run avg)

Player	era	w-l	app	gs	cg	sho	sv	ip	h	r	er	bb	so	2b	3b	hr	b/avg	wp	hp	bks	sfa	sha
9 Maddie Penta	0.00	7-0	8	6	0	0/4	0	30.0	14	1	0	5	58	0	0	0	.132	1	1	0	0	0
66 Annabelle Widra	0.82	2-0	5	3	1	1/0	1	17.0	12	3	2	0	20	0	1	0	.190	0	0	0	0	1
-----																						
55 Shelby Lowe	1.31	1-0	7	1	0	0/4	0	10.2	4	3	2	0	17	0	0	2	.105	0	0	0	0	0
4 Emmah Rolfe	5.25	0-0	3	0	0	0/0	0	5.1	9	5	4	4	3	1	0	0	.409	1	0	0	1	0
3 Icess Tresvik	10.50	0-1	2	1	0	0/0	0	2.0	4	4	3	0	2	1	0	0	.400	0	0	0	1	0
Totals	1.18	10-1	11	11	1	5/4	1	65.0	43	16	11	9	100	2	1	2	.180	2	1	0	2	1
Opponents	10.15	1-10	11	11	3	0/0	1	59.1	107	94	86	42	35	11	5	17	.378	12	5	0	3	3

PB - Team (4), S. Elkins 2, A. Godwin 1, J. Blaine 1, Opp (1). SBA/ATT - M. Penta (4-5), A. Lisenby (3-5), J. Blaine (2-2), E. Rolfe (2-2), A. Godwin (1-1), A. Widra (0-1).



## 2022 CONFERENCE STATISTICS



**2022 Auburn Softball**  
**Conference statistics for Auburn (as of May 21, 2022)**  
**(SEC games only Sorted by Batting avg)**



Record: 11-13 Home: 8-4 Away: 3-9 SEC: 11-13

Player	avg	gp-gs	ab	r	h	2b	3b	hr	rbi	tb	slg%	bb	hp	so	gdp	ob%	sf	sh	sb-att	po	a	e	fld%
77 Bri Ellis	.288	24-24	66	11	19	3	0	8	17	46	.697	9	5	9	0	.413	0	0	0-0	149	8	3	.981
13 Nelia Peralta	.268	24-24	71	10	19	10	0	5	16	44	.620	9	1	13	2	.349	2	0	0-0	27	49	12	.864
12 Carlee McCondichie	.263	24-23	57	7	15	2	0	1	6	20	.351	2	0	10	0	.283	1	2	2-3	33	22	1	.982
22 Jessie Blaine	.262	24-24	65	11	17	2	0	6	19	37	.569	14	0	16	0	.392	0	0	0-1	0	0	1	.000
5 Lindsey Garcia	.250	23-23	72	12	18	5	0	5	14	38	.528	6	0	4	0	.304	1	2	3-4	30	2	2	.941
2 Sydney Cox	.245	24-19	49	9	12	3	1	3	5	26	.531	6	0	19	0	.327	0	1	0-0	15	17	6	.842
10 Makayla Packer	.231	23-23	65	14	15	2	1	2	5	25	.385	8	6	18	0	.367	0	2	6-8	35	2	2	.949
21 Aubrie Lisenby	.208	21-17	48	5	10	2	0	0	5	12	.250	6	1	7	0	.309	0	0	0-0	75	4	1	.988
0 Aspyn Godwin	.208	21-21	53	6	11	2	0	3	7	22	.415	3	0	15	2	.246	1	1	0-0	79	6	1	.988
-----																							
20 Abbey Smith	.500	13-1	2	2	1	0	0	0	0	1	.500	2	0	1	0	.750	0	0	2-3	1	0	0	1.000
7 Denver Bryant	.318	7-7	22	3	7	0	0	3	6	16	.727	0	0	6	0	.318	0	0	0-0	11	13	2	.923
18 Riley McNemar	.200	11-2	10	2	2	0	0	1	2	5	.500	0	0	5	1	.200	0	1	0-0	1	3	1	.800
99 Rose Roach	.174	15-5	23	6	4	0	0	0	0	4	.174	1	0	2	0	.208	0	0	1-1	9	12	2	.913
31 Kelsey Schmidt	.154	16-2	13	3	2	1	0	1	1	6	.462	3	0	5	0	.313	0	0	0-0	8	0	0	1.000
3 Paige Geraghty	.083	19-1	12	4	1	0	0	0	0	1	.083	0	1	5	0	.154	0	0	0-0	5	0	0	1.000
25 Kenadie Cooper	.000	19-0	3	3	0	0	0	0	0	0	.000	0	0	3	0	.000	0	0	0-0	5	0	0	1.000
11 Maddie Majors	.000	2-0	1	0	0	0	0	0	0	0	.000	0	0	1	0	.000	0	0	0-0	0	0	0	.000
34 KK Dismukes	.000	12-3	0	0	0	0	0	0	0	0	.000	0	0	0	0	.000	0	0	0-0	1	14	0	1.000
1 Samantha Yarbrough	.000	2-0	0	0	0	0	0	0	0	0	.000	0	0	0	0	.000	0	0	0-0	0	0	0	.000
55 Shelby Lowe	.000	14-8	0	0	0	0	0	0	0	0	.000	0	0	0	0	.000	0	0	0-0	1	7	0	1.000
9 Maddie Penta	.000	16-13	0	0	0	0	0	0	0	0	.000	0	0	0	0	.000	0	0	0-0	3	7	1	.909
Totals	.242	24	632	108	153	32	2	38	103	303	.479	69	14	139	5	.328	5	9	14-20	488	166	35	.949
Opponents	.276	24	662	119	183	23	3	34	108	314	.474	56	15	152	3	.344	5	8	17-21	489	161	19	.972

LOB - Team (132), Opp (139). DPs turned - Team (7), Opp (7). IBB - Team (1), B. Ellis 1, Opp (2).

## (SEC games only Sorted by Earned run avg)

Player	era	w-l	app	gs	cg	sho	sv	ip	h	r	er	bb	so	2b	3b	hr	b/avg	wp	hp	bksfa	sha	
9 Maddie Penta	2.84	7-8	16	13	8	0/0	1	83.2	78	44	34	27	90	9	2	13	.238	7	9	0	2	4
34 KK Dismukes	4.10	3-3	12	3	1	0/0	0	41.0	59	35	24	12	22	8	1	8	.339	7	2	0	3	2
55 Shelby Lowe	5.50	1-2	14	8	0	0/0	2	35.2	45	33	28	13	38	6	0	12	.296	3	2	0	0	2
-----																						
1 Samantha Yarbrough	21.00	0-0	2	0	0	0/0	0	2.1	1	7	7	4	2	0	0	1	.125	0	2	0	0	0
Totals	4.00	11-13	24	24	9	0/0	3	162.2	183	119	93	56	152	23	3	34	.276	17	15	0	5	8
Opponents	4.12	13-11	24	24	7	1/0	2	163.0	153	108	96	69	139	32	2	38	.242	15	14	0	5	9

PB - Team (6), A. Godwin 4, A. Lisenby 2, Opp (1). SBA/ATT - A. Godwin (12-16), M. Penta (10-12), K. Dismukes (4-6), A. Lisenby (5-5), S. Lowe (2-2), S. Yarbrough (1-1).

### 2023 TEAM HITTING LEADERS

#### BATTING AVERAGE

1.	Nelia Peralta	.531
2.	Carlee McCondichie	.484
3.	Lindsey Garcia	.433
4.	Jessie Blaine	.400
5.	Aspyn Godwin	.391

#### RUNS SCORED

1.	Lindsey Garcia	12
2.	Abbey Smith	9
	Carlee McCondichie	9
	Nelia Peralta	9
5.	Icess Tresvik	7

#### DOUBLES

1.	Lindsey Garcia	3
2.	KK McCrary	2
	Bri Ellis	2
4.	Four tied at ...	1

#### TOTAL BASES

1.	Nelia Peralta	28
2.	Lindsey Garcia	22
3.	Annabelle Widra	19
	Aspyn Godwin	19
5.	Two tied at ...	18

#### SAC BUNTS

1.	Sydney Cox	1
	Maddie Penta	1
	Denver Bryant	1

#### SLUGGING PCT.

1.	Nelia Peralta	.875
2.	Aspyn Godwin	.826
3.	Lindsey Garcia	.733
4.	Bri Ellis	.667
5.	Jessie Blaine	.600

#### HITS

1.	Nelia Peralta	17
2.	Carlee McCondichie	15
3.	Lindsey Garcia	13
4.	Jessie Blaine	10
	Bri Ellis	10

#### TRIPLES

1.	Nelia Peralta	2
2.	Carlee McCondichie	1
	Jessie Blaine	1
	Makayla Packer	1

#### WALKS

1.	Nelia Peralta	8
2.	Jessie Blaine	5
	Sydney Cox	5
4.	Carlee McCondichie	3
	Lindsey Garcia	3

#### SAC FLIES

1.	Millie Roberts	1
	Carlee McCondichie	1
	Bri Ellis	1

#### ON BASE PCT.

1.	Nelia Peralta	.625
2.	Carlee McCondichie	.514
3.	Jessie Blaine	.500
4.	Lindsey Garcia	.485
5.	Aspyn Godwin	.440

#### RUNS BATTED IN

1.	Lindsey Garcia	11
	Bri Ellis	11
3.	Aspyn Godwin	10
4.	Nelia Peralta	9
5.	Two tied at ...	7

#### HOME RUNS

1.	Icess Tresvik	4
2.	Aspyn Godwin	3
	Annabelle Widra	3
4.	Three tied at ...	2

#### HIT BY PITCH

1.	Bri Ellis	2
2.	Axe Milanowski	1
	Maia Engelkes	1
	Sydney Cox	1

#### STOLEN BASES

1.	Abbey Smith	5
2.	Lindsey Garcia	4
	Rose Roach	4
	KK McCrary	2
4.	Jessie Blaine	2

### 2022 TEAM PITCHING LEADERS

#### EARNED RUN AVG.

1.	Maddie Penta	0.00
	Annabelle Widra	0.82

#### WINS

1.	Maddie Penta	7
2.	Annabelle Widra	2
3.	Shelby Lowe	1

#### STRIKEOUTS

1.	Maddie Penta	58
2.	Annabelle Widra	20
3.	Shelby Lowe	17
4.	Emmah Rolfe	3
5.	Icess Tresvik	2

#### GAMES STARTED

1.	Maddie Penta	6
2.	Annabelle Widra	3
3.	Shelby Lowe	1
	Icess Tresvik	1

#### OPP. BATTING AVG.

1.	Maddie Penta	.132
2.	Annabelle Widra	.190

#### SAVES

1.	Annabelle Widra	1
----	-----------------	---

#### SO LOOKING

1.	Maddie Penta	7
	Annabelle Widra	7
3.	Shelby Lowe	1

#### GAMES FINISHED

1.	Shelby Lowe	5
2.	Annabelle Widra	2
	Emmah Rolfe	1
3.	Maddie Penta	1
	Icess Tresvik	1

#### WIN-LOSS PCT.

1.	Maddie Penta	1.000
	Annabelle Widra	1.000

#### INNINGS PITCHED

1.	Maddie Penta	30.0
2.	Annabelle Widra	17.0

#### APPEARANCES

1.	Maddie Penta	8
2.	Shelby Lowe	7
3.	Annabelle Widra	5
4.	Emmah Rolfe	3
5.	Icess Tresvik	2

#### GAMES IN RELIEF

1.	Shelby Lowe	6
2.	Emmah Rolfe	3
3.	Maddie Penta	2
	Annabelle Widra	2
5.	Icess Tresvik	1

### 2022 TEAM FIELDING LEADERS

#### FIELDING PCT.

1.	Aspyn Godwin	1.000
	Aubrie Lisenby	1.000
	Carlee McCondichie	1.000
	Skyлар Elkins	1.000
	Lindsey Garcia	1.000

#### PUTOUTS

1.	Aspyn Godwin	54
2.	Aubrie Lisenby	33
3.	Bri Ellis	26
4.	Carlee McCondichie	12
5.	Skyлар Elkins	10

#### ASSISTS

1.	Nelia Peralta	15
2.	Carlee McCondichie	11
3.	Annabelle Widra	7
4.	Rose Roach	3
5.	Aubrie Lisenby	2

## AUBURN HITTING BY OPPONENT

OPPONENT	G	W-L	AVG.	R	H	2B	3B	HR	BB	SO	SB-ATT	SLG	OBP
St. John's	1	1-0	.308	6	8	2	0	1	4	4	2-3	.500	.400
Fordham	1	1-0	.200	9	4	0	1	1	10	1	4-4	.450	.469
Pitt	1	0-1	.345	7	10	2	1	0	4	5	2-2	.483	.459
Indiana	1	1-0	.394	9	13	1	1	1	2	2	1-2	.576	.432
Illinois	1	1-0	.407	10	11	2	0	3	4	3	3-3	.815	.484
Austin Peay	2	2-0	.412	16	21	1	0	4	5	7	1-1	.667	.464
Villanova	2	2-0	.358	17	19	0	0	3	5	7	5-5	.528	.414
Dayton	1	1-0	.421	10	8	1	1	1	7	4	4-4	.737	.577
UAB	1	1-0	.520	10	13	2	1	3	1	2	2-3	1.040	.538
Merrimack													
Brown													
North Dakota State													
Troy													
Bowling Green													
South Alabama													
Tennessee Tech													
Georgia Tech													
Georgia													
Weber State													
Northwestern													
Oklahoma													
Missouri													
Samford													
Ole Miss													
Florida													
LSU													
Jacksonville State													
Alabama													
South Carolina													
Alabama State													
Mississippi State													

## AUBURN HITTING BY MONTH

MONTH	G	W-L	AVG.	R	H	2B	3B	HR	BB	SO	SB-ATT	SLG	OBP
February	10	10-1	.378	94	107	11	5	17	42	35	24-27	.633	.462
March													
April													
May													
June													

## AUBURN HITTING BY SITE

SITE	G	W-L	AVG.	R	H	2B	3B	HR	BB	SO	SB-ATT	SLG	OBP
Home	6	6-0	.412	53	61	4	2	11	18	20	12-13	.689	.476
Away													
Neutral	5	4-1	.341	41	46	7	3	6	24	15	12-14	.570	.449

## AUBURN PITCHING BY OPPONENT

OPPONENT	G/CG	W-L-S	ERA	IP	H	R	ER	2B	3B	HR	K	BB	BAA
St. John's	1/1	1-0-0	0.00	7.0	2	0	0	0	0	0	10	0	.091
Fordham	1/0	1-0-0	0.00	6.0	3	0	0	0	0	0	14	1	.130
Pitt	1/0	0-1-0	8.17	6.0	11	8	7	2	0	0	6	1	.393
Indiana	1/0	1-0-0	0.00	7.0	4	0	0	0	0	0	13	1	.160
Illinois	1/0	1-0-0	0.00	5.0	2	0	0	0	0	0	9	1	.118
Austin Peay	2/0	2-0-1	0.00	12.0	11	2	0	0	0	0	13	1	.224
Villanova	2/0	2-0-0	0.58	12.0	3	3	1	0	0	1	24	4	.075
Dayton	1/0	1-0-0	2.80	5.0	5	2	2	0	1	0	6	0	.278
UAB	1/0	1-0-0	1.40	5.0	2	1	1	0	0	1	5	0	.118
Merrimack													
Brown													
North Dakota State													
Troy													
Bowling Green													
South Alabama													
Tennessee Tech													
Georgia Tech													
Georgia													
Weber State													
Northwestern													
Oklahoma													
Missouri													
Samford													
Ole Miss													
Florida													
LSU													
Jacksonville State													
Alabama													
South Carolina													
Alabama State													
Mississippi State													

## AUBURN PITCHING BY MONTH

MONTH	G/CG	W-L-S	ERA	IP	H	R	ER	2B	3B	HR	K	BB	BAA
February	11/1	10-1-1	1.18	65.0	43	16	11	2	1	2	100	9	.180
March													
April													
May													
June													

## AUBURN PITCHING BY SITE

SITE	G/CG	W-L-S	ERA	IP	H	R	ER	2B	3B	HR	K	BB	BAA
Home	6/0	6-0-1	0.82	34.0	21	8	4	0	1	2	48	5	.169
Away													
Neutral	5/1	4-1-0	1.58	31.0	22	8	7	2	0	0	52	4	.191



**THE LAST TIME A TEAM...**

**BATTING**

Did not strikeout in a game \_\_\_\_\_ vs. Niagara (4/15/2022)  
 Hit two grand slams in a game \_\_\_\_\_ at Arkansas (4/15/2016)  
**Hit three home runs in a game \_\_\_\_\_ vs. UAB (5 inn.) (2/22/2023)**  
 Hit four home runs in a game \_\_\_\_\_ vs. Niagara (4/15/2022)  
 Hit five home runs in a game \_\_\_\_\_ vs. Indiana State (2/28/2016)  
 All nine starters scored in a game \_\_\_\_\_ at Mississippi State (3/24/2019)  
**Scored 10+ runs \_\_\_\_\_ 10, vs. UAB (5 inn.) (2/22/2023)**  
 Scored 15+ runs \_\_\_\_\_ 15 vs. Niagara (4/15/2022)  
 Scored 20+ runs \_\_\_\_\_ 22 vs. Alabama State (3/21/2018)  
 Scored 20+ runs in consecutive games \_\_\_\_\_ 21, 23 at Arkansas (4/16/2016-4/17/2016)  
 Scored 25+ runs \_\_\_\_\_ 28 vs. Butler (2/13/2016)  
**Scored in every inning \_\_\_\_\_ vs. UAB (5 inn.) (2/22/2023)**  
 Had 20+ hits \_\_\_\_\_ 20 at Arkansas (4/16/2016)  
 Had 25+ hits \_\_\_\_\_ 26 vs. Butler (2/13/2016)  
**Drew 10+ walks \_\_\_\_\_ 10, vs. Fordham (6 inn.) (2/10/2022)**  
 Drew 15+ walks \_\_\_\_\_ 16 vs. UL-Lafayette (5/22/2015)  
 Stole 5 bases \_\_\_\_\_ 5 vs. Georgia State (3/2/2022)  
 Stole 6+ bases \_\_\_\_\_ 6 vs. Alabama State (4/17/19)  
**Scored 8+ runs in an inning \_\_\_\_\_ 8 in 2nd inn. vs. Austin Peay (2/17/2023)**  
 Scored 10+ runs in an inning \_\_\_\_\_ 12 in 6th inn. vs. Texas A&M (3/17/2019)  
 Scored 15+ runs in an inning \_\_\_\_\_ 15 in 1st inn. vs. Butler (2/13/2015)

**PITCHING**

Shut out team in entire series \_\_\_\_\_ Outscored Arkansas 54-0 (3 games) (4/15-17/2016)  
**Shutout win \_\_\_\_\_ 8-0 vs. Villanova (5 inn.) (2/17/2023)**  
**Back-to-back shutouts \_\_\_\_\_ 9-0 vs. Indiana (2/11/2023),**  
**10-0 vs. Illinois (5 inn.) (2/12/2023)**  
 Three consecutive shutouts \_\_\_\_\_ 10-0 at Jacksonville State (6 inn.), 3-0 vs. ULM  
 \_\_\_\_\_ 9-0 vs. Delaware State (5 inn.) (2/23/22 to 2/26/22)  
 Five consecutive shutouts \_\_\_\_\_ 4-0 vs. Marshall, 2-0 vs. Wichita State, 3-0 vs. Tennessee Tech,  
 \_\_\_\_\_ 2-0 vs. Furman, 18-0 vs. Tennessee Tech (2/8/2018-2/10/2018)  
 Was shut out \_\_\_\_\_ 0-1 vs. #14 Clemson (5/21/2022)  
 Was shut out at home \_\_\_\_\_ 0-3 vs. #7 Florida (4/3/2022)  
 Was no-hit \_\_\_\_\_ 7-0 (7 inn.) vs. #7 Florida (4/26/2019)  
 Perfect game against \_\_\_\_\_ 6-0 vs. #1 Washington (2/11/2010)  
 Walked 10+ batters \_\_\_\_\_ 12 at #13 Tennessee (4/30/2016)

**FIELDING**

Made 5 errors \_\_\_\_\_ 5 at #8 Kentucky (3/27/2022)  
 Made 6+ errors \_\_\_\_\_ 7 vs. South Carolina (3/19/2022)

**WINS & LOSSES**

Began season with at least 15 straight wins \_\_\_\_\_ 2018  
 Won at least 10 straight games \_\_\_\_\_ 16 (2/20/2022-3/13/2022)  
 Won at least 15 straight games \_\_\_\_\_ 16 (2/20/2022-3/13/2022)  
 Road win vs. ranked SEC foe \_\_\_\_\_ 6-3 at #8 Kentucky (3/26/2022)  
 Win vs. ranked team \_\_\_\_\_ 4-3 vs. #15 Georgia (4/30/2022)  
 Five-game winning streak vs. ranked foes \_\_\_\_\_ (3/17-3/25/2018)  
 Win vs. No. 1 ranked team \_\_\_\_\_ 3-2 vs. #1 Oklahoma (2/9/2017)  
 Win vs. Top 5 team \_\_\_\_\_ 3-0 at #5 Tennessee (4/7/2019)  
 Win vs. Top 10 team \_\_\_\_\_ 3-1 vs. #7 Florida (4/1/2022)  
 Home series win vs. ranked SEC team \_\_\_\_\_ 2-1 vs. #15 Georgia (4/29 - 5/1/2022)  
 Home series sweep vs. ranked SEC team \_\_\_\_\_ 3-0 vs. #18 Kentucky (3/23-3/25/2018)  
 Road series win vs. ranked SEC team \_\_\_\_\_ 2-1 at #5 Tennessee (4/6/2019-4/7/2019)  
 Road series sweep vs. ranked SEC team \_\_\_\_\_ 3-0 at #18 Georgia (3/31-2017-4/2/2017)  
 Won in extra innings \_\_\_\_\_ 4-3 (10 inn.) vs. South Carolina (3/21/2022)  
 Lost in extra innings \_\_\_\_\_ 7-10 (11 inn.) vs. South Carolina (3/19/2022)  
 Was run-ruled \_\_\_\_\_ 17-4 at #10 Arkansas (10 inn.) (4/10/2022)  
 Won when trailing after 6 innings \_\_\_\_\_ vs. Texas A&M (3/11/22)  
 Overcame 5+ run deficit to win \_\_\_\_\_ Trailing 7-0, won 8-7 (10 inn.) vs. UNCW (2/14/2020)

**THE LAST TIME AN INDIVIDUAL...**

**BATTING**

Had 4 hits \_\_\_\_\_ 4, Aubrie Lisenby & Jessie Blaine vs. Niagara (4/15/2022)  
 Had 5+ hits \_\_\_\_\_ 5, Jade Rhodes at Arkansas (4/16/2016)  
 Had 4 runs \_\_\_\_\_ 4, Alyssa Rivera vs. UNCW (2/15/2020)  
 Had 5+ runs \_\_\_\_\_ 5, Kim Blair vs. Alabama A&M (2/14/1999)  
 Had 2 doubles \_\_\_\_\_ 2, Nelia Peralta at Mississippi State (4/24/2022)  
 Had 3+ doubles \_\_\_\_\_ 3, Sydney Cox vs. St. John's (2/11/2022)  
 Had 2 triples \_\_\_\_\_ 2, Kendall Veach vs. #18 Georgia (4/2/2017)  
 Had 2 home runs \_\_\_\_\_ 2, Bri Ellis vs. Louisiana (5/20/2022)  
 Had 2 home runs in same inn. \_\_\_\_\_ Justus Perry 3rd inn. vs. Alabama State (3/21/2018)  
 Had 3+ home runs \_\_\_\_\_ 3, Jade Rhodes at Ole Miss (3/14/2015)  
**Had grand slam \_\_\_\_\_ Lindsey Garcia vs. Villanova (2/18/2023)**  
 Had back-to-back home runs \_\_\_\_\_ B. Ellis and A. Godwin vs. South Carolina (2/19/2022)  
 Had 5 RBI \_\_\_\_\_ 6, Alyssa Rivera vs. UNCW (2/15/2020)  
 Had 6-7 RBI \_\_\_\_\_ 6, Alyssa Rivera vs. UNCW (2/15/2020)  
 Had 8+ RBI \_\_\_\_\_ 10, Holly Currie vs. Alabama State (2/9/2005)  
 Hit for the cycle \_\_\_\_\_ Holly Currie vs. Arkansas (3/12/2005)  
**Had 2 stolen bases \_\_\_\_\_ 3, Lindsey Garcia vs. Fordham (2/10/2023)**  
**Had 3+ stolen bases \_\_\_\_\_ 3, Lindsey Garcia vs. Fordham (2/10/2023)**  
 Had 4 walks \_\_\_\_\_ 4, Haley Fagan at #18 Georgia (3/31/2017)  
**Had walk-off hit \_\_\_\_\_ Aspyn Godwin vs. Fordham (2/10/2023)**  
**Had walk-off home run \_\_\_\_\_ Aspyn Godwin vs. Fordham (2/10/2023)**  
**Had walk-off grand slam \_\_\_\_\_ Aspyn Godwin vs. Fordham (2/10/2023)**  
 Had walk-off sac fly \_\_\_\_\_ Tannon Snow vs. Alabama State (2/14/2020)

**PITCHING**

Threw no-hitter \_\_\_\_\_ Shelby Lowe (5.0 IP) vs. St. John's (2/11/2022)  
 Combined no-hitter \_\_\_\_\_ M. Penta (5.0) & K. Dismukes (2.0) vs. North Carolina A&T (3/4/2022)  
 Threw 7-inn. no-hitter \_\_\_\_\_ Maddie Penta (7.0 IP) vs. IUPUI (2/27/2021)  
 Threw extra-inn. no-hitter \_\_\_\_\_ Kristen Keyes vs. Georgia Tech (10.0 IP) (4/23/2003)  
 Threw perfect game \_\_\_\_\_ Kaylee Carlson vs. Ohio State (3/18/2017)  
 Threw one-hitter \_\_\_\_\_ Maddie Penta vs. St. John's (2/12/2022)  
**Combined one-hitter \_\_\_\_\_ M. Penta (4.0) & S. Lowe (1.0) at Villanova (4/17/2023)**  
**Threw CG shutout \_\_\_\_\_ Annabelle Widra (7.0) vs. St. John's (2/10/2023)**  
**Had 10 K's \_\_\_\_\_ 11, Maddie Penta vs. Indiana (2/11/2023)**  
**Had 11-12 K's \_\_\_\_\_ 11, Maddie Penta vs. Indiana (2/11/2023)**  
 Had 13-14 K's \_\_\_\_\_ 15, Maddie Penta vs. Bradley (2/26/2022)  
 Had 15-17 K's \_\_\_\_\_ 15, Maddie Penta vs. Bradley (2/26/2022)  
 Had 18+ K's \_\_\_\_\_ 18, Anna Thompson vs. Middle Tennessee (2/20/2009)

**ALL-TIME PERFECT GAMES & NO-HITTERS**

**PERFECT GAMES**

- Holly Currie vs. College of Charleston \_\_\_\_\_ 2/11/05
- Kaylee Carlson vs. Ohio State \_\_\_\_\_ 3/18/17

**NO-HITTERS**

- Brenda Espinoza vs. Jacksonville State \_\_\_\_\_ 2/26/97
- Denisse Montalvo/Mary Petrie vs. AA&M \_\_\_\_\_ 2/14/99
- Kristen Keyes vs. Georgia Tech \_\_\_\_\_ 4/23/03
- Holly Currie vs. College of Charleston \_\_\_\_\_ 2/11/05
- Holly Currie vs. Mercer \_\_\_\_\_ 2/18/06
- Holly Currie vs. Missouri \_\_\_\_\_ 3/24/06
- Beth DiPietro vs. Florida \_\_\_\_\_ 3/28/06
- Holly Currie vs. Tennessee Tech \_\_\_\_\_ 4/3/06
- Holly Currie vs. Ole Miss \_\_\_\_\_ 5/6/06
- Holly Currie vs. Marist \_\_\_\_\_ 5/19/06
- Holly Currie vs. Georgia State \_\_\_\_\_ 2/14/07
- Jenee Loree vs. Texas A&M-CC \_\_\_\_\_ 2/6/09
- Jenee Loree vs. Austin Peay \_\_\_\_\_ 2/21/09
- Anna Thompson vs. Louisiana Tech \_\_\_\_\_ 3/5/10
- Jenee Loree vs. IPFW \_\_\_\_\_ 2/11/12
- Jenee Loree vs. Presbyterian \_\_\_\_\_ 3/11/12
- Marcy Harper vs. Savannah State \_\_\_\_\_ 3/14/13
- Marcy Harper vs. Radford \_\_\_\_\_ 3/14/14
- Lexi Davis vs. IPFW \_\_\_\_\_ 3/14/14
- Marcy Harper vs. Savannah State \_\_\_\_\_ 3/15/14
- Marcy Harper vs. Appalachian State \_\_\_\_\_ 2/11/16
- Rachel Walters vs. Samford \_\_\_\_\_ 3/16/16
- Makayla Martin/Ashlee Swindle vs. Yale \_\_\_\_\_ 2/25/17
- Kaylee Carlson vs. Ohio State \_\_\_\_\_ 3/18/17
- Makayla Martin vs. Maryland \_\_\_\_\_ 2/18/18
- Maddie Penta vs. Southeast Missouri State \_\_\_\_\_ 2/13/21
- Maddie Penta vs. IUPUI \_\_\_\_\_ 2/27/21
- Shelby Lowe vs. St. John's \_\_\_\_\_ 2/11/22
- Maddie Penta/KK Dismukes vs. North Carolina A&T \_\_\_\_\_ 3/4/22



## GAME-BY-GAME STARTERS (BATTING ORDER)

DATE	NO. (#)	RECORD	OPPONENT	1	2	3	4	5	6	7	8	9
Feb. 10	1	1-0	St. John's	Peralta	McCondichie	Ellis	Blaine	Tresvik	Garcia	Godwin	McCrary	Roach
Feb. 10	1	1-0	Fordham	Peralta	McCondichie	Ellis	Blaine	Lisenby	Garcia	Cox	Smith	Roach
Feb. 11	1	0-1	Pitt	Peralta	McCondichie	Ellis	Blaine	Godwin	Cox	Garcia	Tresvik	Smith
Feb. 11	1	1-0	Indiana	Peralta	McCondichie	Ellis	Blaine	Lisenby	Cox	Garcia	McCrary	Widra
Feb. 12	1	1-0	Illinois	Peralta	McCondichie	Ellis	Blaine	Garcia	Godwin	McCrary	Widra	Tresvik
Feb. 17	1	1-0	Austin Peay	Peralta	McCondichie	Ellis	Godwin	McCrary	Garcia	Widra	Lisenby	Packer
Feb. 17	1	1-0	Villanova	Peralta	McCondichie	Ellis	Godwin	McCrary	Garcia	Blaine	Bryant	Tresvik
Feb. 18	2	2-0	Villanova	Peralta	McCondichie	Ellis	Godwin	McCrary	Garcia	Blaine	Bryant	Tresvik
Feb. 18	1	1-0	Dayton	Peralta	McCondichie	Garcia	Godwin	Ellis	Lisenby	Widra	Bryant	Tresvik
Feb. 19	1	1-0	Austin Peay	Peralta	McCondichie	Garcia	Ellis	Blaine	Godwin	Widra	Tresvik	Cox
Feb. 22	1	1-0	UAB	Peralta	McCondichie	Blaine	Ellis	Garcia	Widra	Godwin	Packer	Tresvik

## GAME-BY-GAME STARTERS (POSITION)

DATE	NO. (#)	RECORD	OPPONENT	C	1B	2B	3B	SS	LF	CF	RF	DP
Feb. 10	1	1-0	St. John's	Godwin	Ellis	McCondichie	Roach	Peralta	McCrary	Tresvik	Garcia	Blaine
Feb. 10	1	1-0	Fordham	Lisenby	Ellis	McCondichie	Roach	Peralta	Cox	Smith	Garcia	Blaine
Feb. 11	1	0-1	Pitt	Blaine	Ellis	McCondichie	Roach	Peralta	Cox	Smith	Garcia	Godwin
Feb. 11	1	1-0	Indiana	Lisenby	Ellis	McCondichie	Widra	Peralta	Cox	Garcia	McCrary	Blaine
Feb. 12	1	1-0	Illinois	Godwin	Ellis	McCondichie	Widra	Peralta	McCrary	Tresvik	Garcia	Blaine
Feb. 17	1	1-0	Austin Peay	Lisenby	Ellis	McCondichie	Bryant	Peralta	McCrary	Packer	Garcia	Godwin
Feb. 17	1	1-0	Villanova	Godwin	Ellis	McCondichie	Bryant	Peralta	McCrary	Tresvik	Garcia	Blaine
Feb. 18	2	2-0	Villanova	Godwin	Ellis	McCondichie	Bryant	Peralta	McCrary	Tresvik	Garcia	Blaine
Feb. 18	1	1-0	Dayton	Lisenby	Ellis	McCondichie	Bryant	Peralta	Cox	Tresvik	Garcia	Godwin
Feb. 19	1	1-0	Austin Peay	Godwin	Ellis	McCondichie	Widra	Peralta	Cox	Tresvik	Garcia	Blaine
Feb. 22	1	1-0	UAB	Godwin	Ellis	McCondichie	Widra	Peralta	Tresvik	Packer	Garcia	Blaine



## 2023 TEAM GAME HIGHS

## BATTING

At-Bats	33	vs. Indiana (Feb. 11, 2023)
Runs scored	11	vs. Austin Peay (Feb. 17, 2023)
Hits	13	vs. Indiana (Feb. 11, 2023)
	13	vs. Austin Peay (Feb. 17, 2023)
	13	vs. UAB (Feb. 22, 2023)
RBI	11	vs. Austin Peay (Feb. 17, 2023)
Doubles	2	FOUR TIMES
Triples	1	FIVE TIMES
Home Runs	3	vs. Illinois (Feb. 12, 2023)
	3	vs. UAB (Feb. 22, 2023)
Total Bases	26	vs. UAB (Feb. 22, 2023)
Walks	10	vs. Fordham (Feb. 10, 2023)
Strikeouts	5	vs. Pitt (Feb. 11, 2023)
Sac Hits	2	vs. Dayton (Feb. 18, 2023)
Sac Flies	1	vs. Fordham (Feb. 10, 2023)
	1	vs. Pitt (Feb. 11, 2023)
	1	vs. Indiana (Feb. 11, 2023)
Stolen Bases	4	vs. Fordham (Feb. 10, 2023)
	4	vs. Dayton (Feb. 18, 2023)
Hit By Pitch	3	vs. Pitt (Feb. 11, 2023)
Caught Stealing	1	vs. St. John's (Feb. 10, 2023)
	1	vs. Indiana (Feb. 11, 2023)
	1	vs. UAB (Feb. 22, 2023)
Runners Left on Base	9	vs. Pitt (Feb. 11, 2023)
Hit into DP	1	vs. Pitt (Feb. 11, 2023)
	1	vs. Indiana (Feb. 11, 2023)
	1	vs. Dayton (Feb. 18, 2023)

## FIELDING

Putouts	21	FOUR TIMES
Assists	8	vs. UAB (Feb. 22, 2023)
Errors	3	vs. Austin Peay (Feb. 17, 2023)
Passed Balls	2	vs. Villanova (Feb. 18, 2023)
DPs Turned	1	FOUR TIMES

## PITCHING

Innings Pitched	7.0	FOUR TIMES
Runs Allowed	8	vs. Pitt (Feb. 11, 2023)
Earned Runs	7	vs. Pitt (Feb. 11, 2023)
Walks Allowed	4	vs. Villanova (Feb. 18, 2023)
Strikeouts	14	vs. Fordham (Feb. 10, 2023)
Hits Allowed	11	vs. Pitt (Feb. 11, 2023)
Doubles Allowed	2	vs. Pitt (Feb. 11, 2023)
Triples Allowed	1	vs. Dayton (Feb. 18, 2023)
Homers Allowed	1	vs. Villanova (Feb. 18, 2023)
	1	vs. UAB (Feb. 22, 2023)
Wild Pitches:	1	vs. Indiana (Feb. 11, 2023)
	1	vs. Villanova (Feb. 18, 2023)
Hit Batters	1	vs. Indiana (Feb. 11, 2023)

## 2023 INDIVIDUAL GAME HIGHS

## BATTING

At-Bats	5	Nelia Peralta vs. Pitt (Feb. 11, 2023)
Runs scored	2	TEN TIMES
Hits	3	Carlee McCondichie vs. St. John's (Feb. 10, 2023)
	3	Lindsey Garcia vs. Indiana (Feb. 11, 2023)
RBI	4	Aspyn Godwin vs. Fordham (Feb. 10, 2023)
	4	Lindsey Garcia vs. Villanova (Feb. 18, 2023)
Doubles	1	ELEVEN TIMES
Triples	1	FIVE TIMES
Home Runs	1	SEVENTEEN TIMES
Total Bases	6	Bri Ellis vs. UAB (Feb. 22, 2023)
Walks	2	FOUR TIMES
Strikeouts	2	Icess Tresvik vs. St. John's (Feb. 10, 2023)
	2	Rose Roach vs. Austin Peay (Feb. 17, 2023)
	2	Lindsey Garcia vs. Austin Peay (Feb. 19, 2023)
Sac Hits	1	Denver Bryant vs. Dayton (Feb. 18, 2023)
	1	Maddie Penta vs. Dayton (Feb. 18, 2023)
Sac Flies	1	Sydney Cox vs. Austin Peay (Feb. 19, 2023)
	1	Millie Roberts vs. Fordham (Feb. 10, 2023)
	1	Carlee McCondichie vs. Pitt (Feb. 11, 2023)
	1	Bri Ellis vs. Indiana (Feb. 11, 2023)
Stolen Bases	3	Lindsey Garcia vs. Fordham (Feb. 10, 2023)
Hit By Pitch	1	FIVE TIMES
Caught Stealing	1	Makayla Packer vs. St. John's (Feb. 10, 2023)
	1	Kenadie Cooper vs. Indiana (Feb. 11, 2023)
	1	Makayla Packer vs. UAB (Feb. 22, 2023)
Runners Left on Base	4	Jessie Blaine vs. Pitt (Feb. 11, 2023)

## FIELDING

Putouts	11	Aubrie Lisenby vs. Fordham (Feb. 10, 2023)
	11	Aspyn Godwin vs. Villanova (Feb. 17, 2023)
Assists	3	FOUR TIMES
Errors	2	Rose Roach vs. Fordham (Feb. 10, 2023)
	2	Rose Roach vs. Austin Peay (Feb. 17, 2023)
	2	Denver Bryant vs. Villanova (Feb. 18, 2023)
Passed Balls	2	Skylar Elkins vs. Villanova (Feb. 18, 2023)

## PITCHING

Innings Pitched	7.0	Annabelle Widra vs. St. John's (Feb. 10, 2023)
Runs Allowed	4	Emmah Rolfe vs. Pitt (Feb. 11, 2023)
	4	Icess Tresvik vs. Pitt (Feb. 11, 2023)
Earned Runs	4	Emmah Rolfe vs. Pitt (Feb. 11, 2023)
Walks Allowed	3	Emmah Rolfe vs. Villanova (Feb. 18, 2023)
Strikeouts	11	Maddie Penta vs. Fordham (Feb. 10, 2023)
	11	Maddie Penta vs. Indiana (Feb. 11, 2023)
Hits Allowed	7	Emmah Rolfe vs. Pitt (Feb. 11, 2023)
Doubles Allowed	1	Icess Tresvik vs. Pitt (Feb. 11, 2023)
	1	Emmah Rolfe vs. Pitt (Feb. 11, 2023)
Triples Allowed	1	Annabelle Widra vs. Dayton (Feb. 18, 2023)
Homers Allowed	1	Shelby Lowe vs. Villanova (Feb. 18, 2023)
	1	Shelby Lowe vs. UAB (Feb. 22, 2023)
Wild Pitches	1	Maddie Penta vs. Indiana (Feb. 11, 2023)
	1	Emmah Rolfe vs. Villanova (Feb. 18, 2023)
Hit Batters	1	Maddie Penta vs. Indiana (Feb. 11, 2023)

## HEAD COACH MICKEY DEAN

Mickey Dean enters his sixth season as the head coach of the Auburn softball program. In 16 years at the collegiate level, Dean has coached 11 NCAA Tournament teams, including one super regional participant, and won nine conference championships. He is one of four active head coaches to led three different programs to the NCAA Tournament

A native of Elkton, Va., Dean has guided 81 all-conference players, 45 all-region honorees and eight All-Americans, including 2017 National Player of the Year, Megan Good. He has also been touted as the conference coach of the year eight times.

During his time on the Plains, Dean has guided the Tigers to a 163-90 overall record behind a pair of 40-win seasons. He has guided the Tigers to four NCAA Regional appearances. Dean's resume at Auburn also includes five NFCA All-Region selections and five All-SEC selections. During his tenure, Bri Ellis became the program's first undisputed SEC Freshman of the Year. He also guided slugger Kendall Veach to All-America honors from Softball America in 2019.

Dean's fifth season on the Plains featured a massive overhaul to the program's offense. After opening the season with a 24-1 record, the Tigers would end 2022 with a total of 40 victories, including top-10 wins over No. 8 Kentucky and No. 7 Florida. Dean also helped Auburn to the program's 900th victory with a 10-0 victory at Jacksonville State on Feb. 23, 2022. The Tigers earned a postseason berth as the two-seeded team at the Clemson Regional.

More than tripling its home run numbers from a season ago, Auburn finished 14th in the nation with 86. The mark was the third highest total in a season in school history. Auburn's offense was also highlighted with top-five season performances in team batting average, slugging percentage, runs scored, triples, home runs, RBI and total bases.

Auburn's revitalized offense was due in part to the 2022 freshman class. Auburn's top three RBI producers of the 2022 season were freshmen Bri Ellis, Nelia Peralta and Jessie Blaine. Ellis was the breakout star as she shattered the program's freshman home run record with 20, the third most in the SEC. A top-10 finalist for Schutt Sports/NFCA National Freshman of the Year, Ellis was also tabbed to Extra Inning Softball's All-Freshman Team and added Second Team All-SEC honors after leading the Tigers in home runs, RBI and slugging percentage.

Due to injuries in the pitching circle, Maddie Penta became the workhorse in the circle for the Tigers and shattered records along the way to become the program's pitcher to ever earn NFCA First Team All-Region honors. Penta led the SEC in victories (23) and finished second in strikeouts (258). She was the first pitcher since 2010 to surpass 250 strikeouts in a season and went on to set the program's sophomore strikeout record. Penta finished in the top five in four Auburn single-season pitching records, including wins, starts, strikeouts per seven innings and lowest batting average against. Her efforts also earned her First Team All-SEC accolades.

In his fourth season at Auburn, Dean navigated the Tigers through the uncertainties of playing a season during the heart of COVID-19 pandemic. He carried Auburn to 27 victories, highlighted by the program's first victories in Columbia, Mo., College Station, Texas, and Baton Rouge, La., since 2015. The Tigers also upset No. 12 Kentucky picking up the series win at Jane B. Moore Field.

Dean would earn his 100th victory as head coach of the Tigers on Feb. 20, 2021, as Auburn upset No. 10 South Carolina 5-4 in non-conference competition during the Osprey/Dolphin Invitational in Jacksonville, Fla. Dean would add his 600th career head coaching victory on April 25, 2021, when Auburn took a 3-1 victory over Ole Miss in Oxford, Miss.

The 2021 season was highlighted by the breakout performances

from pitching freshman duo Shelby Lowe and Maddie Penta. The pair combined for a total of five SEC Freshman of the Week honors becoming just the second and third Auburn freshman pitchers to win the award multiple times in a season. Penta set the program record with three freshman weekly honors from the league office.

After becoming the first Auburn freshman pitcher to toss a no-hitter in a season opener in Auburn's 8-0 win over Southeast Missouri State, Penta would close her debut season with a pair of no-hitters. Penta would toss Auburn's first seven-inning no-hitter since 2012 in a 5-0 victory over IUPUI. She was the first Auburn pitcher since Marcy Harper in 2014 to pitch multiple no-hitters in the same season.

Lowe turned in one of the most dominating pitching performances by an Auburn freshman in school history. Lowe closed the year setting Auburn's single-season record for fewest walks allowed per seven innings (1.18), while also ranking sixth in single-season history for earned run average (1.48), eighth for longest scoreless innings streak (24.1) and 10th in strikeouts (179) and complete games (15). Her 179 strikeouts were the most by an Auburn pitcher in over a decade. Lowe recorded the second most strikeouts and second lowest ERA by an Auburn freshman pitcher in program history.

Lowe and Penta both surpassed 100 strikeouts during their freshman campaigns, marking the first time in school history that Auburn had two freshman pitchers surpass 100+ strikeouts in the same season.

The duo was honored alongside fellow freshmen Makayla Packer and Sydney Cox as members of the 2021 SEC All-Freshman Team, setting Auburn's program record with the four selections. Lowe added All-SEC Second Team honors to become the only freshman pitcher in program history to be honored with all-conference honors during their debut season. Maddison Kopeke rounded out the SEC accolades with a selection to the SEC All-Newcomer Team.

Lowe would go on to be one of 15 finalists for the Schutt Sports/NFCA Division I National Freshman of the Year award and would secure NFCA All-Southeast Region Third Team honors.

Dean's third season at Auburn was shortened due to the COVID-19 pandemic. Before the 2020 season was halted, Dean helped the Tigers to 16 wins, highlighted by victories over No. 25 Northwestern and No. 16 Minnesota. The Tigers made program history on March 2, 2020, when Alyssa Rivera (Player), Samantha Yarbrough (Pitcher) and Carlee McCondichie (Freshmen) swept the SEC's weekly awards. It marked the first time Auburn has swept all three SEC awards.

Auburn closed the 2019 season with a 39-21 overall record, earning its sixth straight NCAA Tournament bid. The Tigers closed the conference slate with a 10-14 mark and earned a spot in the 2019 SEC Softball Tournament semifinals. Dean guided Kendall Veach to All-SEC and NFCA All-Region team honors. The program made history as the senior class was drafted in the 2019 National Pro Fastpitch Draft.

Dean led Auburn to a 15-0 start to open the 2018 season, which tied the best start in program history and were the most wins in SEC history among first-year head coaches. He earned his 500th career win during the Wilson/DeMarini Classic when Auburn earned a shutout win over Western Illinois on Mar. 4. He led the Tigers to their 800th win in program history with a 2-1 victory over Kennesaw State on April 4.

A 1987 graduate of Elon University, Dean was a pitcher on the baseball team where he was a four-year letterwinner.

Dean and his wife, Liz, and have two adult children: Isaac and Eli.



### QUICK FACTS

Hometown/Birthplace \_\_\_\_\_ Elkton, Va.  
 College \_\_\_\_\_ Elon '87  
 Family \_\_\_\_\_ wife, Liz, children: Isaac, Eli

### COACHING RECORD

Head Coaching Career \_\_\_\_\_ 16th Season  
 Career Record \_\_\_\_\_ 651-263 (.712)  
 NCAA Regionals \_\_\_\_\_ 11  
 NCAA Super Regionals \_\_\_\_\_ 1  
 Conference Championships \_\_\_\_\_ 9

### COACHING CAPSULE

2018-Present	Auburn - Head Coach	173-91
2013-17	James Madison - Head Coach	237-56
2007-12	Radford - Head Coach	241-116

### YEAR-BY-YEAR RESULTS

2023	Auburn	10-1
2022	Auburn	40-17
2021	Auburn	27-22
2020*	Auburn	16-11
2019	Auburn	39-21
2018	Auburn	41-17
2017	James Madison	52-8
2016	James Madison	50-6
2015	James Madison	48-10
2014	James Madison	45-15
2013	James Madison	42-17
2012	Radford	34-21
2011	Radford	38-21
2010	Radford	38-17
2009	Radford	41-15
2008	Radford	46-15
2007	Radford	44-27

### AUBURN COACHING HIGHLIGHTS

- Four NCAA Regional appearances (2018, 2019, 2021, 2022)
- One All-American honoree (Kendall Veach - Softball America)
- Seven National Pro Fastpitch Draft selections
- Two Finalists for Schutt Sports/NFCA Freshman of the Year (Shelby Lowe/Bri Ellis)
- Five NFCA All-Region selections
- SEC Freshman of the Year (Bri Ellis)
- Five All-SEC Team selections
- Two SEC All-Defensive Team selections
- Five SEC All-Freshman Team selections
- One SEC All-Newcomer Team selection
- Two SEC All-Tournament Team selections
- One Wilson/NFCA Division I Pitcher of the Week (Maddie Penta)
- One D1 Softball Freshman of the Week honor
- Twenty SEC Weekly honors

PLAYER CAPSULES



**ASPYN GODWIN** **00**

**CATCHER/OUTFIELD**  
**Gr. | 5-8 | R/R**  
**Silverhill, Ala. | Daphne**

**SEASON HIGH**

4, vs. Pitt (2/11/23) AB 5, vs. South Carolina (3/19/22)  
 1 (6x), last vs. Villanova (2/18/23) R 2 (5x), last vs. Jacksonville State (4/19/22)  
 2, vs. Pitt (2/11/23) H 2 (14x), last vs. Pitt (2/11/23)  
 1, vs. St. John's (2/10/23) 2B 2 (2x), last vs. Mercer (3/8/19)  
 3B 1 (5x), last vs. Southern Miss (3/5/21)  
 1 (3x), last vs. Austin Peay (2/17/23) HR 1 (21x), last vs. Austin Peay (2/17/23)  
 4, vs. Fordham (2/10/23) RBI 4, vs. Fordham (2/10/23)

**CAREER HIGH**

2023 SEASON HIGHLIGHTS

Elected to use her COVID waiver and return for a fifth season .... ranks seventh in the SEC in total home runs ... slugged her first career grand slam to walk off a run-rule victory over Fordham (2/10) in six innings ... set a career high in RBI against the Rams ... tied for sixth in Auburn history in career triples and fielding percentage.

GAME BY GAME BATTING

DATE	OPPONENT	POS	AB	R	H	RBI	2B	3B	HR	BB	SB	CS	HBP	SAC	SF	GDP	K	PO	A	E	AVG
Feb. 10	vs. St. John's	*C	2	0	1	1	1	0	0	0	0	0	0	0	0	0	1	7	0	0	.500
Feb. 10	vs. Fordham	C	1	1	1	4	0	0	1	0	0	0	0	0	0	0	0	3	0	0	.667
Feb. 11	vs. Pitt	*DP/C	4	1	2	0	0	0	0	0	0	0	0	0	0	1	1	3	0	0	.571
Feb. 11	vs. Indiana	C	0	0	0	0	0	0	0	0	0	0	0	0	0	0	0	2	0	0	.571
Feb. 12	vs. Illinois	*C	3	1	1	2	0	0	1	0	0	0	0	0	0	0	0	9	0	0	.500
Feb. 17	AUSTIN PEAY	*DP	2	1	1	3	0	0	1	0	0	0	0	0	0	0	1	0	0	0	.500
Feb. 17	VILLANOVA	*C	3	1	1	0	0	0	0	0	0	0	0	0	0	0	0	11	0	0	.467
Feb. 18	VILLANOVA	*C	2	1	1	0	0	0	0	0	0	0	0	0	0	0	0	6	1	0	.471
Feb. 18	DAYTON	*DP	3	0	0	0	0	0	0	0	0	0	0	0	0	0	1	0	0	0	.400
Feb. 19	AUSTIN PEAY	*C	2	0	0	0	0	0	0	1	0	0	0	0	0	0	0	10	0	0	.364
Feb. 22	UAB	*C	1	0	1	0	0	0	0	1	0	0	0	0	0	0	0	3	0	0	.391
TOTALS		9gs	23	6	9	10	1	0	3	2	0	0	0	0	0	1	4	54	1	0	.391

On Base Percentage .440 | Slugging Percentage .826

GODWIN'S OVERALL CAREER STATS

YEAR	AVG	GP-GS	AB	R	H	2B	3B	HR	RBI	TB	SLG%	BB	HBP	SO	GDP	OB%	SF	SH	SB-ATT	PO	A	E	FLD%
2019	.286	33-7	42	9	12	2	1	1	13	19	.452	6	0	10	0	.375	0	0	1-1	1	0	0	1.000
2020	.244	21-13	41	5	10	1	1	2	4	19	.463	3	0	7	1	.295	0	2	0-0	21	3	0	1.000
2021	.217	47-43	106	11	23	5	3	5	18	49	.460	7	0	27	0	.263	1	3	0-1	315	28	7	.980
2022	.235	51-43	102	19	24	4	0	10	17	58	.569	14	0	25	3	.325	1	3	2-2	248	14	3	.989
2023	.391	11-9	23	6	9	1	0	3	10	19	.826	2	0	4	1	.440	0	0	0-0	54	1	0	1.000
<b>TOTAL</b>	<b>.248</b>	<b>163-115</b>	<b>314</b>	<b>50</b>	<b>78</b>	<b>13</b>	<b>5</b>	<b>21</b>	<b>62</b>	<b>164</b>	<b>.522</b>	<b>32</b>	<b>0</b>	<b>73</b>	<b>5</b>	<b>.316</b>	<b>2</b>	<b>8</b>	<b>3-4</b>	<b>639</b>	<b>46</b>	<b>10</b>	<b>.986</b>

PLAYER CAPSULES



**SYDNEY COX**

**2**

**UTILITY**

**Jr. | 5-3 | L/R**

**Asheboro, N.C. | Asheboro**

**SEASON HIGH**

3 vs. Indiana (2/11/23) AB 4 (4x), last vs. South Florida (2/20/22)  
 1 (2x), last vs. Villanova (2/18/23) R 3, vs. St. John's (2/11/22)  
 H 4, vs. St. John's (2/11/22)  
 2B 3, vs. St. John's (2/11/22)  
 3B 1 (2x), last at Mississippi State (4/24/22)  
 HR 1 (6x), last at Tennessee (5/7/22)  
 1 (2x), last vs. Villanova (2/18/23) RBI 4, vs. St. John's (2/11/22)

**CAREER HIGH**

2023 SEASON HIGHLIGHTS

Started three games over opening weekend, making her collegiate debut as an outfielder

GAME BY GAME BATTING

DATE	OPPONENT	POS	AB	R	H	RBI	2B	3B	HR	BB	SB	CS	HBP	SAC	SF	GDP	K	PO	A	E	AVG	
Feb. 10	vs. St. John's	PH	0	0	0	0	0	0	0	1	0	0	0	0	0	0	0	0	0	0	0	.000
Feb. 10	vs. Fordham	*OF	1	0	0	0	0	0	0	2	0	0	0	0	0	0	0	0	0	0	0	.000
Feb. 11	vs. Pitt	*OF	1	1	0	1	0	0	0	1	0	0	1	0	0	0	0	1	0	0	0	.000
Feb. 11	vs. Indiana	*OF	3	0	0	0	0	0	0	0	0	0	0	0	0	0	0	1	0	0	0	.000
Feb. 17	AUSTIN PEAY	OF	1	0	0	0	0	0	0	0	0	0	0	0	0	0	0	0	0	0	0	.000
Feb. 17	VILLANOVA	PH	1	0	0	0	0	0	0	0	0	0	0	0	0	0	0	0	0	0	0	.000
Feb. 18	VILLANOVA	PH/OF	1	1	0	1	0	0	0	1	0	0	0	0	0	0	0	0	0	0	0	.000
Feb. 18	DAYTON	*OF	0	0	0	0	0	0	0	0	0	0	0	0	0	0	0	1	0	0	0	.000
Feb. 19	AUSTIN PEAY	*OF	1	0	0	0	0	0	0	0	0	0	0	1	0	0	0	2	0	0	0	.000
Feb. 22	UAB	OF	1	0	0	0	0	0	0	0	0	0	0	0	0	0	1	0	0	0	0	.000
<b>TOTALS</b>		<b>5gs</b>	<b>10</b>	<b>2</b>	<b>0</b>	<b>2</b>	<b>0</b>	<b>0</b>	<b>0</b>	<b>5</b>	<b>0</b>	<b>0</b>	<b>1</b>	<b>1</b>	<b>0</b>	<b>0</b>	<b>1</b>	<b>5</b>	<b>0</b>	<b>0</b>	<b>.000</b>	

On Base Percentage .375 | Slugging Percentage .000

COX'S OVERALL CAREER STATS

YEAR	AVG	GP-GS	AB	R	H	2B	3B	HR	RBI	TB	SLG%	BB	HBP	SO	GDP	OB%	SF	SH	SB-ATT	PO	A	E	FLD%
2021	.256	49-45	121	12	31	9	0	1	12	43	.355	17	2	20	1	.355	1	4	3-5	71	72	7	.953
2022	.310	57-51	129	28	40	10	2	5	26	69	.535	18	1	34	0	.399	0	4	1-1	28	44	8	.900
2023	.000	10-5	10	2	0	0	0	0	2	0	.000	5	1	1	0	.375	0	1	0-0	5	0	0	1.000
<b>TOTAL</b>	<b>.273</b>	<b>116-101</b>	<b>260</b>	<b>42</b>	<b>71</b>	<b>19</b>	<b>2</b>	<b>6</b>	<b>40</b>	<b>112</b>	<b>.431</b>	<b>40</b>	<b>4</b>	<b>55</b>	<b>1</b>	<b>.377</b>	<b>1</b>	<b>9</b>	<b>4-6</b>	<b>104</b>	<b>116</b>	<b>15</b>	<b>.936</b>

PLAYER CAPSULES



**ICCESS TRESVIK**

**3**

**UTILITY**

**So. | 5-9 | R/R**

**Wilmington, N.C. | North Carolina A&T**

**SEASON HIGH**

3 (2x), last vs. Austin Peay (2/19/23) AB 3 (2x), last vs. Austin Peay (2/19/23)  
 2 (2x), vs. UAB (2/22/23) R 2 (2x), vs. UAB (2/22/23)  
 2 (2x), vs. UAB (2/22/23) H 2 (2x), vs. UAB (2/22/23)  
 2B \_\_\_\_\_  
 3B \_\_\_\_\_  
 1 (4x), last vs. UAB (2/22/23) HR 1 (4x), last vs. UAB (2/22/23)  
 2 (2x), vs. UAB (2/22/23) RBI 2 (2x), vs. UAB (2/22/23)

**CAREER HIGH**

2023 SEASON HIGHLIGHTS

Ranks fifth in the SEC in home runs and seventh in home runs per game (0.40) ... home run total stands 14th in the country entering the weekend ... made her Auburn debut in the circle with a start vs. Pitt (2/11) ... first hit as a Tiger was a two-run blast vs. Illinois (2/12) ... slugged a solo home run to lead off the run third inning to tie the game at 1-1 in Auburn's come-from-behind win over Austin Peay (2/19) ... matched her Auburn career best with two hits, including a homer, two runs scored and two RBI against UAB (2/23) ...

GAME BY GAME BATTING

DATE	OPPONENT	POS	AB	R	H	RBI	2B	3B	HR	BB	SB	CS	HBP	SAC	SF	GDP	K	PO	A	E	AVG
Feb. 10	vs. St. John's	*OF	2	0	0	0	0	0	0	0	0	0	0	0	0	0	2	2	0	0	.000
Feb. 11	vs. Pitt	*P	1	0	0	0	0	0	0	0	0	0	0	0	0	0	0	0	0	0	.000
Feb. 11	vs. Indiana	OF	0	0	0	0	0	0	0	0	0	0	0	0	0	0	0	0	0	0	.000
Feb. 12	vs. Illinois	*OF/OF	3	2	1	2	0	0	1	0	0	0	0	0	0	0	0	1	0	0	.167
Feb. 17	VILLANOVA	*OF/OF	2	0	0	1	0	0	0	0	0	0	0	0	0	0	0	0	0	0	.125
Feb. 18	VILLANOVA	*OF	2	1	1	1	0	0	1	0	0	0	0	0	0	0	0	2	0	0	.200
Feb. 18	DAYTON	*OF	1	1	0	0	0	0	0	1	1	0	0	0	0	0	1	1	0	0	.182
Feb. 19	AUSTIN PEAY	*OF/OF	3	1	2	1	0	0	1	0	0	0	0	0	0	0	0	1	0	0	.286
Feb. 22	UAB	*OF/OF	3	2	2	2	0	0	1	0	0	0	0	0	0	0	0	1	0	0	.375
<b>TOTALS</b>		<b>8gs</b>	<b>16</b>	<b>7</b>	<b>6</b>	<b>7</b>	<b>0</b>	<b>0</b>	<b>4</b>	<b>1</b>	<b>1</b>	<b>0</b>	<b>0</b>	<b>0</b>	<b>0</b>	<b>0</b>	<b>3</b>	<b>8</b>	<b>0</b>	<b>0</b>	<b>.375</b>

On Base Percentage .412 | Slugging Percentage 1.125

GAME BY GAME PITCHING

DATE	OPPONENT	GS	IP	H	R	ER	BB	SO	2B	3B	HR	WP	BK	HBP	IBB	SCORE	W-L	SV	ERA	NP
Feb. 11	vs. Pitt	*	1.0	4	4	3	0	1	1	0	0	0	0	0	0	7-8	0-1	0	21.00	38
Feb. 17	AUSTIN PEAY		1.0	0	0	0	0	1	0	0	0	0	0	0	0	11-1	0-1	0	10.50	11
<b>TOTALS</b>		<b>1</b>	<b>2.0</b>	<b>4</b>	<b>4</b>	<b>3</b>	<b>0</b>	<b>2</b>	<b>1</b>	<b>0</b>	<b>0</b>	<b>0</b>	<b>0</b>	<b>0</b>	<b>0</b>	<b>18-9</b>	<b>0-1</b>	<b>0</b>	<b>10.50</b>	<b>49</b>

TRESVIK'S OVERALL CAREER STATS

YEAR	AVG	GP-GS	AB	R	H	2B	3B	HR	RBI	TB	SLG%	BB	HBP	SO	GDP	OB%	SF	SH	SB-ATT	PO	A	E	FLD%
2023	.375	9-8	16	7	6	0	0	4	7	18	1.125	1	0	3	0	.412	0	0	1-1	8	0	0	1.000
<b>TOTAL</b>	<b>.375</b>	<b>9-8</b>	<b>16</b>	<b>7</b>	<b>6</b>	<b>0</b>	<b>0</b>	<b>4</b>	<b>7</b>	<b>18</b>	<b>1.125</b>	<b>1</b>	<b>0</b>	<b>3</b>	<b>0</b>	<b>.412</b>	<b>0</b>	<b>0</b>	<b>1-1</b>	<b>8</b>	<b>0</b>	<b>0</b>	<b>1.000</b>
YEAR	ERA	W-L	APP	GS	CG	SHO	SV	IP	H	R	ER	BB	SO	2B	3B	HR	BF	BAVG	WP	HBP	BK	SFA	SHA
2023	10.50	0-1	2	1	0	0/0	0	2.0	4	4	3	0	2	1	0	0	11	.400	0	0	0	1	0
<b>TOTAL</b>	<b>10.50</b>	<b>0-1</b>	<b>2</b>	<b>1</b>	<b>0</b>	<b>0/0</b>	<b>0</b>	<b>2.0</b>	<b>4</b>	<b>4</b>	<b>3</b>	<b>0</b>	<b>2</b>	<b>1</b>	<b>0</b>	<b>0</b>	<b>11</b>	<b>.400</b>	<b>0</b>	<b>0</b>	<b>0</b>	<b>1</b>	<b>0</b>

PLAYER CAPSULES



**EMMAH ROLFE**

**4**

**RIGHT-HANDED PITCHER**  
**Fr. | 5-10 | R/R**  
**Madison, Ala. | Bob Jones**

**SEASON HIGH**

**CAREER HIGH**

3.1, vs. Pitt (2/11/23)	IP	3.1, vs. Pitt (2/11/23)
7, vs. Pitt (2/11/23)	H	7, vs. Pitt (2/11/23)
4, vs. Pitt (2/11/23)	R	4, vs. Pitt (2/11/23)
4, vs. Pitt (2/11/23)	ER	4, vs. Pitt (2/11/23)
3, vs. Villanova (2/18/23)	BB	3, vs. Villanova (2/18/23)
2, vs. Pitt (2/11/23)	SO	2, vs. Pitt (2/11/23)
58, vs. Pitt (2/11/23)	Pitches	58, vs. Pitt (2/11/23)

2023 SEASON HIGHLIGHTS

Made her collegiate debut in a relief appearance against Pitt (2/11), picking up a pair of strikeouts ...

GAME BY GAME PITCHING

DATE	OPPONENT	GS	IP	H	R	ER	BB	SO	2B	3B	HR	WP	BK	HBP	IBB	SCORE	W-L	SV	ERA	NP
Feb. 11	vs. Pitt		3.1	7	4	4	1	2	1	0	0	0	0	0	0	7-8	0-0	0	8.40	58
Feb. 17	AUSTIN PEAY		1.0	2	0	0	0	0	0	0	0	0	0	0	0	11-1	0-0	0	6.46	14
Feb. 18	VILLANOVA		1.0	0	1	0	3	1	0	0	0	1	0	0	0	9-3	0-0	0	5.25	35
<b>TOTALS</b>			<b>5.1</b>	<b>9</b>	<b>5</b>	<b>4</b>	<b>4</b>	<b>3</b>	<b>1</b>	<b>0</b>	<b>0</b>	<b>1</b>	<b>0</b>	<b>0</b>	<b>0</b>	<b>27-12</b>	<b>0-0</b>	<b>0</b>	<b>5.25</b>	<b>107</b>

ROLFE'S OVERALL CAREER STATS

YEAR	ERA	W-L	APP	GS	CG	SHO	SV	IP	H	R	ER	BB	SO	2B	3B	HR	BF	BAVG	WP	HBP	BK	SFA	SHA
2023	5.25	0-0	3	0	0	0/0	0	5.1	9	5	4	4	3	1	0	0	27	.409	1	0	0	1	0
<b>TOTAL</b>	<b>5.25</b>	<b>0-0</b>	<b>3</b>	<b>0</b>	<b>0</b>	<b>0/0</b>	<b>0</b>	<b>5.1</b>	<b>9</b>	<b>5</b>	<b>4</b>	<b>4</b>	<b>3</b>	<b>1</b>	<b>0</b>	<b>0</b>	<b>27</b>	<b>.409</b>	<b>1</b>	<b>0</b>	<b>0</b>	<b>1</b>	<b>0</b>



PLAYER CAPSULES



**LINDSEY GARCIA**

**5**

**INFIELD**

**Sr. | 5-5 | R/R**

**Coral Springs, Fla. | Coral Springs Charter School**

**SEASON HIGH**

4 (2x), last vs. Indiana (2/11/23) AB 5, vs. South Carolina (3/19/22)  
 2 (5x), last vs. Villanova (2/18/23) R 2 (8x), last vs. Villanova (2/18/23)  
 3, vs. Indiana (2/11/23) H 3, vs. Indiana (2/11/23)  
 1 (3x), last vs. Dayton (2/18/23) 2B 1 (17x), last vs. Dayton (2/18/23)  
 3B 1 (4x), last vs. Niagara (4/15/22)  
 1 (2x), last vs. Villanova (2/18/23) HR 1 (13x), last vs. Villanova (2/18/23)  
 4, vs. Villanova (2/18/23) RBI 4, vs. Villanova (2/18/23)

**CAREER HIGH**

2023 SEASON HIGHLIGHTS

Ranks eighth in the SEC in stolen bases, 11th in runs per game (1.09) and 12th in hits ... first player since Alyssa Rivera (2019) to record three steals in a game - vs. Fordham (2/10) ... set a career high with three hits vs. Indiana (2/11) ... slugged a grand slam, the first of her career, in the first inning against Villanova (2/18) to propel Auburn to a comeback win ... Tiger Invitational All-Tournament Team ...

GAME BY GAME HITTING

DATE	OPPONENT	POS	AB	R	H	RBI	2B	3B	HR	BB	SB	CS	HBP	SAC	SF	GDP	K	PO	A	E	AVG
Feb. 10	vs. St. John's	*OF	3	1	1	2	0	0	0	0	0	0	0	0	0	0	0	1	0	0	.333
Feb. 10	vs. Fordham	*OF	2	2	1	0	0	0	0	1	3	0	0	0	0	0	0	0	0	0	.400
Feb. 11	vs. Pitt	*OF	4	0	1	0	1	0	0	0	0	0	0	0	0	0	1	4	0	0	.333
Feb. 11	vs. Indiana	*OF/OF	4	2	3	1	0	0	0	0	0	0	0	0	0	0	0	1	0	0	.462
Feb. 12	vs. Illinois	*OF	2	2	1	0	1	0	0	1	0	0	0	0	0	0	0	0	0	0	.467
Feb. 17	AUSTIN PEAY	*OF	2	1	1	3	0	0	1	0	0	0	0	0	0	0	0	1	0	0	.471
Feb. 17	VILLANOVA	*OF	3	2	2	0	0	0	0	0	0	0	0	0	0	0	0	0	0	0	.500
Feb. 18	VILLANOVA	*OF/DP	3	2	1	4	0	0	1	0	1	0	0	0	0	0	0	1	0	0	.478
Feb. 18	DAYTON	*OF	3	0	2	1	1	0	0	0	0	0	0	0	0	0	0	0	0	0	.500
Feb. 19	AUSTIN PEAY	*OF	2	0	0	0	0	0	0	1	0	0	0	0	0	0	2	0	0	0	.464
Feb. 22	UAB	*OF	2	0	0	0	0	0	0	0	0	0	0	0	0	0	1	0	0	0	.433
<b>TOTALS</b>		<b>11gs</b>	<b>30</b>	<b>12</b>	<b>13</b>	<b>11</b>	<b>3</b>	<b>0</b>	<b>2</b>	<b>3</b>	<b>4</b>	<b>0</b>	<b>0</b>	<b>0</b>	<b>0</b>	<b>0</b>	<b>4</b>	<b>8</b>	<b>0</b>	<b>0</b>	<b>.433</b>

On Base Percentage .485 | Slugging Percentage .733

GARCIA'S OVERALL CAREER STATS

YEAR	AVG	GP-GS	AB	R	H	2B	3B	HR	RBI	TB	SLG%	BB	HBP	SO	GDP	OB%	SF	SH	SB-ATT	PO	A	E	FLD%
2020	.263	19-4	19	7	5	3	1	0	4	10	.526	3	1	7	0	.391	0	0	1-1	1	4	0	1.000
2021	.236	45-38	106	16	25	3	0	3	15	38	.349	8	3	18	0	.303	2	2	5-5	13	16	5	.853
2022	.285	56-56	158	29	45	8	3	8	32	83	.525	11	2	15	0	.328	6	2	10-14	61	3	2	.970
2023	.433	11-11	30	12	13	3	0	2	11	22	.733	3	0	4	0	.485	0	0	4-4	8	0	0	1.000
<b>TOTAL</b>	<b>.281</b>	<b>131-109</b>	<b>313</b>	<b>64</b>	<b>88</b>	<b>17</b>	<b>4</b>	<b>13</b>	<b>62</b>	<b>152</b>	<b>.486</b>	<b>25</b>	<b>6</b>	<b>44</b>	<b>0</b>	<b>.338</b>	<b>8</b>	<b>4</b>	<b>20-24</b>	<b>83</b>	<b>23</b>	<b>7</b>	<b>.938</b>

PLAYER CAPSULES



**DENVER BRYANT**

**7**

**INFIELD**

**Jr. | 5-6 | R/R**

**Albany, Ga. | Dougherty**

**SEASON HIGH**

3, vs. Villanova (2/17/23) AB 5, last vs. South Carolina (3/19/22)  
 1 (2x), last vs. Dayton (2/18/23) R 2, at Jacksonville State (2/23/22)  
 2, vs. Villanova (2/17/23) H 2 (9x), last vs. Villanova (2/17/23)  
 2B 1 (6x), last vs. Toledo (3/4/22)  
 3B 1 (2x), last vs. Texas Tech (2/17/22)  
 HR 1 (7x), last vs. South Carolina (3/21/22)  
 2, vs. Villanova (2/17/23) RBI 3 (2x), last vs. South Carolina (3/20/22)

**CAREER HIGH**

2023 SEASON HIGHLIGHTS

Made her return to the field following her 2022 knee injury with three pinch-hit appearances over opening weekend (2/10-11) ... turned in a two-hit, two-RBI performance against Villanova (2/17), her first since her injury...

GAME BY GAME HITTING

DATE	OPPONENT	POS	AB	R	H	RBI	2B	3B	HR	BB	SB	CS	HBP	SAC	SF	GDP	K	PO	A	E	AVG
Feb. 10	vs. St. John's	PH	1	0	0	0	0	0	0	0	0	0	0	0	0	0	0	0	0	0	.000
Feb. 10	vs. Fordham	PH	0	1	0	0	0	0	0	1	0	0	0	0	0	0	0	0	0	0	.000
Feb. 11	vs. Indiana	PH	1	0	0	0	0	0	0	0	0	0	0	0	0	0	0	0	0	0	.000
Feb. 17	AUSTIN PEAY	*3B	0	0	0	0	0	0	0	0	0	0	0	0	0	0	0	0	0	1	.000
Feb. 17	VILLANOVA	*3B	3	0	2	2	0	0	0	0	0	0	0	0	0	0	1	0	0	0	.400
Feb. 18	VILLANOVA	*3B	2	0	0	0	0	0	0	0	0	0	0	0	0	0	0	0	0	2	.286
Feb. 18	DAYTON	*3B	1	1	0	0	0	0	0	0	0	0	0	1	0	0	0	0	0	0	.250
Feb. 19	AUSTIN PEAY	3B	0	0	0	0	0	0	0	0	0	0	0	0	0	0	0	0	0	0	.250
Feb. 22	UAB	3B	1	0	1	0	0	0	0	0	0	0	0	0	0	0	0	0	0	0	.333
<b>TOTALS</b>		<b>4gs</b>	<b>9</b>	<b>2</b>	<b>3</b>	<b>2</b>	<b>0</b>	<b>0</b>	<b>0</b>	<b>1</b>	<b>0</b>	<b>0</b>	<b>0</b>	<b>1</b>	<b>0</b>	<b>0</b>	<b>1</b>	<b>0</b>	<b>0</b>	<b>3</b>	<b>.333</b>

On Base Percentage .400 | Slugging Percentage .333

BRYANT'S OVERALL CAREER STATS

YEAR	AVG	GP-GS	AB	R	H	2B	3B	HR	RBI	TB	SLG%	BB	HBP	SO	GDP	OB%	SF	SH	SB-ATT	PO	A	E	FLD%
2021	.156	23-10	32	4	5	2	0	1	3	10	.313	2	0	13	0	.206	0	0	0-1	7	6	3	.813
2022	.371	29-29	70	16	26	4	2	6	20	52	.743	4	1	16	0	.408	1	2	2-2	33	27	5	.923
2023	.333	9-4	9	2	3	0	0	0	2	2	.333	1	0	2	0	.400	0	1	0-0	0	0	3	.000
<b>TOTAL</b>	<b>.306</b>	<b>61-43</b>	<b>111</b>	<b>22</b>	<b>34</b>	<b>6</b>	<b>2</b>	<b>7</b>	<b>25</b>	<b>64</b>	<b>.586</b>	<b>7</b>	<b>1</b>	<b>30</b>	<b>0</b>	<b>.350</b>	<b>1</b>	<b>3</b>	<b>2-3</b>	<b>40</b>	<b>33</b>	<b>11</b>	<b>.869</b>

PLAYER CAPSULES



**MADDIE PENTA**

**9**

**RIGHT-HANDED PITCHER**

**Jr. | 6-2 | R/R**

**Chesapeake City, Md. | Bohemia Manor**

**SEASON HIGH**

6.0, vs. Indiana (2/11/23) IP 10.0, vs. South Carolina (3/21/22)  
 5, vs. Austin Peay (2/19/23) H 9, vs. Alabama (3/12/21)  
 1, vs. Austin Peay (2/19/23) R 5 (4x), last at Tennessee (5/7/22)  
 0 (8x), last vs. UAB (2/22/23) ER 5, vs. Georgia (5/1/22)  
 1 (5x), last vs. Austin Peay (2/19/23) BB 6, vs. Missouri (5/11/22)  
 11 (2x), last vs. Indiana (2/11/23) SO 17, vs. IUPUI (2/27/21)  
 93 (2x), last vs. Austin Peay (2/19/23) Pitches 93 (2x), last vs. Austin Peay (2/19/23)

**CAREER HIGH**

2023 SEASON HIGHLIGHTS

2023 USA Softball Collegiate Player of the Year Watch List ... Preseason All-SEC Team ... earned individual preseason player rankings from D1 Softball (No. 37), Extra Inning Softball (No. 47) and Softball America (No. 61) ... tabbed the No. 13 and No. 14 overall pitcher in the country by D1 Softball and Extra Inning Softball, respectively ... SEC Pitcher of the Week [Feb. 13] ... NFCA Leadoff Classic All-Tournament Team ... Tiger Invitational All-Tournament Team ... enters weekend as the nation's leader in earned run average and victories ... also ranks second in the country in strikeouts per seven innings (13.5) and total strikeouts ... ranks 21st among all active NCAA Division I student-athletes in career earned run average, 27th in strikeouts and 41st in victories ... stands 10th in Auburn history with 40 career victories ... just the fifth player in program history to surpass 400 career strikeouts ... has not allowed an earned run to score this season ... made her first collegiate plate appearances against Dayton (2/18), recording a sacrifice bunt and a walk ... tossed three perfect frames with three strikeouts in a start against UAB (2/22)

GAME BY GAME PITCHING

DATE	OPPONENT	GS	IP	H	R	ER	BB	SO	2B	3B	HR	WP	BK	HBP	IBB	SCORE	W-L	SV	ERA	NP
Feb. 10	vs. Fordham	*	5.0	3	0	0	1	11	0	0	0	0	0	0	0	9-0	1-0	0	0.00	89
Feb. 11	vs. Indiana	*	6.0	3	0	0	1	11	0	0	0	1	0	1	0	9-0	2-0	0	0.00	93
Feb. 12	vs. Illinois	*	4.0	2	0	0	1	9	0	0	0	0	0	0	0	10-0	3-0	0	0.00	64
Feb. 17	VILLANOVA	*	4.0	1	0	0	0	9	0	0	0	0	0	0	0	8-0	4-0	0	0.00	49
Feb. 18	VILLANOVA		2.0	0	0	0	1	5	0	0	0	0	0	0	0	9-3	4-0	0	0.00	33
Feb. 18	DAYTON		2.0	0	0	0	0	3	0	0	0	0	0	0	0	10-2	5-0	0	0.00	13
Feb. 19	AUSTIN PEAY	*	4.0	5	1	0	1	7	0	0	0	0	0	0	0	5-1	6-0	0	0.00	93
Feb. 22	UAB	*	3.0	0	0	0	0	3	0	0	0	0	0	0	0	10-1	7-0	0	0.00	31
<b>TOTALS</b>			<b>6</b>	<b>30.0</b>	<b>14</b>	<b>1</b>	<b>0</b>	<b>5</b>	<b>58</b>	<b>0</b>	<b>0</b>	<b>0</b>	<b>1</b>	<b>0</b>	<b>1</b>	<b>70-7</b>	<b>7-0</b>	<b>0</b>	<b>0.00</b>	<b>465</b>

PENTA'S OVERALL CAREER STATS

YEAR	ERA	W-L	APP	GS	CG	SHO	SV	IP	H	R	ER	BB	SO	2B	3B	HR	BF	BAVG	WP	HBP	BK	SFA	SHA
2021	2.78	9-9	21	20	6	3/1	0	88.0	69	42	35	44	105	5	0	8	384	.211	2	9	0	2	2
2022	1.76	24-10	42	35	15	2/6	1	195.0	128	62	49	53	269	19	3	15	785	.181	10	13	0	4	80
2023	0.00	7-0	8	6	0	0/4	0	30.0	14	1	0	5	58	0	0	0	112	.132	1	1	0	0	0
<b>TOTAL</b>	<b>1.88</b>	<b>40-19</b>	<b>71</b>	<b>61</b>	<b>21</b>	<b>5/11</b>	<b>1</b>	<b>313.0</b>	<b>211</b>	<b>105</b>	<b>84</b>	<b>102</b>	<b>432</b>	<b>24</b>	<b>3</b>	<b>23</b>	<b>1281</b>	<b>.185</b>	<b>13</b>	<b>23</b>	<b>0</b>	<b>6</b>	<b>10</b>

PLAYER CAPSULES



**MAKAYLA PACKER 10**

**UTILITY**

**Jr. | 5-8 | R/R**

**Chattanooga, Tenn. | Baylor School**

**SEASON HIGH**

2 (2x), last vs. UAB (2/22/23) \_\_\_\_\_ AB \_\_\_\_\_ 5, vs. South Carolina (3/19/22)  
 1 (5x), last vs. UAB (2/22/23) \_\_\_\_\_ R \_\_\_\_\_ 3 (3x), last vs. Syracuse (2/27/22)  
 1 (2x), last vs. UAB (2/22/23) \_\_\_\_\_ H \_\_\_\_\_ 3 (3x), last vs. Syracuse (2/27/22)  
 \_\_\_\_\_ 2B \_\_\_\_\_ 1 (9x), last at Tennessee (5/7/22)  
 \_\_\_\_\_ 3B \_\_\_\_\_ 1 (5x), last vs. UAB (2/22/23)  
 \_\_\_\_\_ HR \_\_\_\_\_ 1 (12x), last at Alabama State (4/27/22)  
 \_\_\_\_\_ 1, vs. UAB (2/22/23) \_\_\_\_\_ RBI \_\_\_\_\_ 4, vs. IUPUI (2/27/21)

**CAREER HIGH**

2023 SEASON HIGHLIGHTS

Ranks eighth in the SEC in triples per game (.11) ... holds the third highest stolen base percentage in program history (.864) and stands fifth in school history with 38 career steals ... tied for sixth in Auburn career history in triples ...

GAME BY GAME HITTING

DATE	OPPONENT	POS	AB	R	H	RBI	2B	3B	HR	BB	SB	CS	HBP	SAC	SF	GDP	K	PO	A	E	AVG	
Feb. 10	vs. St. John's	PR	0	0	0	0	0	0	0	0	0	1	0	0	0	0	0	0	0	0	0	.000
Feb. 10	vs. Fordham	PR	0	1	0	0	0	0	0	0	0	0	0	0	0	0	0	0	0	0	0	.000
Feb. 11	vs. Pitt	PR	0	1	0	0	0	0	0	0	1	0	0	0	0	0	0	0	0	0	0	.000
Feb. 11	vs. Indiana	PR	0	0	0	0	0	0	0	0	0	0	0	0	0	0	0	0	0	0	0	.000
Feb. 12	vs. Illinois	PR/OF	0	1	0	0	0	0	0	0	0	0	0	0	0	0	0	1	0	0	0	.000
Feb. 17	AUSTIN PEAY	*OF	2	1	1	0	0	0	0	0	0	0	0	0	0	0	0	0	0	0	0	.500
Feb. 17	VILLANOVA	OF	0	0	0	0	0	0	0	0	0	0	0	0	0	0	0	0	0	0	0	.500
Feb. 19	AUSTIN PEAY	OF	0	0	0	0	0	0	0	0	0	0	0	0	0	0	0	1	0	0	0	.500
Feb. 22	UAB	*OF	2	1	1	1	0	1	0	0	0	1	0	0	0	0	0	1	0	0	0	.500
<b>TOTALS</b>		<b>2gs</b>	<b>4</b>	<b>5</b>	<b>2</b>	<b>1</b>	<b>0</b>	<b>1</b>	<b>0</b>	<b>0</b>	<b>1</b>	<b>2</b>	<b>0</b>	<b>0</b>	<b>0</b>	<b>0</b>	<b>0</b>	<b>3</b>	<b>0</b>	<b>0</b>	<b>0</b>	<b>.500</b>

On Base Percentage .500 | Slugging Percentage 1.000

PACKER'S OVERALL CAREER STATS

YEAR	AVG	GP-GS	AB	R	H	2B	3B	HR	RBI	TB	SLG%	BB	HBP	SO	GDP	OB%	SF	SH	SB-ATT	PO	A	E	FLD%
2021	.303	45-38	99	19	30	3	1	3	15	44	.444	10	3	27	1	.384	0	5	16-16	51	2	1	.981
2022	.324	50-49	136	43	44	6	3	9	20	83	.610	16	13	32	0	.442	0	2	21-25	64	2	2	.971
2023	.500	9-2	4	5	2	0	1	0	1	4	1.000	0	0	0	0	.500	0	0	1-3	3	0	0	1.000
<b>TOTAL</b>	<b>.318</b>	<b>104-89</b>	<b>239</b>	<b>67</b>	<b>76</b>	<b>9</b>	<b>5</b>	<b>12</b>	<b>36</b>	<b>131</b>	<b>.548</b>	<b>26</b>	<b>16</b>	<b>59</b>	<b>1</b>	<b>.420</b>	<b>0</b>	<b>7</b>	<b>38-44</b>	<b>118</b>	<b>4</b>	<b>3</b>	<b>.976</b>

PLAYER CAPSULES



**AUBRIE LISENBY**

**11**

**CATCHER/INFIELD**

**So. | 5-7 | R/R**

**Huntsville, Ala. | Bob Jones**

**SEASON HIGH**

4, vs. Indiana (2/11/23) AB 4 (5x), last vs. Indiana (2/11/23)  
 1 (2x), last vs. Dayton (2/18/23) R 3, vs. Niagara (4/15/22)  
 2, vs. Austin Peay (2/17/23) H 4, vs. Niagara (4/15/22)  
 2B 2, vs. Seton Hall (2/12/22)  
 3B \_\_\_\_\_  
 HR 1 (2x), last vs. Niagara (4/15/22)  
 1, vs. UAB (2/22/23) RBI 4, vs. Niagara (4/15/22)

**CAREER HIGH**

2023 SEASON HIGHLIGHTS

Committed just one error in 227 chances to hold a .996 fielding percentage over her debut season, the third highest mark recorded in a single season

GAME BY GAME HITTING

DATE	OPPONENT	POS	AB	R	H	RBI	2B	3B	HR	BB	SB	CS	HBP	SAC	SF	GDP	K	PO	A	E	AVG
Feb. 10	vs. Fordham	*C	2	0	0	0	0	0	0	1	0	0	0	0	0	0	0	11	0	0	.000
Feb. 11	vs. Pitt	PH	1	0	0	0	0	0	0	0	0	0	0	0	0	0	0	0	0	0	.000
Feb. 11	vs. Indiana	*C	4	0	0	0	0	0	0	0	0	0	0	0	0	0	1	10	1	0	.000
Feb. 17	AUSTIN PEAY	*C	2	1	2	0	0	0	0	0	0	0	0	0	0	0	0	3	0	0	.222
Feb. 18	VILLANOVA	PH/C	1	0	0	0	0	0	0	0	0	0	0	0	0	0	0	3	0	0	.200
Feb. 18	DAYTON	*C	2	1	0	0	0	0	0	1	0	0	0	0	0	0	1	6	1	0	.167
Feb. 22	UAB	C	1	0	1	1	0	0	0	0	0	0	0	0	0	0	0	0	0	0	.231
<b>TOTALS</b>		<b>4gs</b>	<b>13</b>	<b>2</b>	<b>3</b>	<b>1</b>	<b>0</b>	<b>0</b>	<b>0</b>	<b>2</b>	<b>0</b>	<b>0</b>	<b>0</b>	<b>0</b>	<b>0</b>	<b>0</b>	<b>2</b>	<b>33</b>	<b>2</b>	<b>0</b>	<b>.231</b>

On Base Percentage .333 | Slugging Percentage .231

LISENBY'S OVERALL CAREER STATS

YEAR	AVG	GP-GS	AB	R	H	2B	3B	HR	RBI	TB	SLG%	BB	HBP	SO	GDP	OB%	SF	SH	SB-ATT	PO	A	E	FLD%
2022	.269	50-40	104	14	28	6	0	2	18	40	.385	13	1	13	1	.353	1	1	1-1	212	14	1	.996
2023	.231	7-4	13	2	3	0	0	0	1	3	.231	2	0	2	0	.333	0	0	0-0	33	2	0	1.000
<b>TOTAL</b>	<b>.265</b>	<b>57-44</b>	<b>117</b>	<b>16</b>	<b>31</b>	<b>6</b>	<b>0</b>	<b>2</b>	<b>19</b>	<b>43</b>	<b>.368</b>	<b>15</b>	<b>1</b>	<b>15</b>	<b>1</b>	<b>.351</b>	<b>1</b>	<b>1</b>	<b>1-1</b>	<b>245</b>	<b>16</b>	<b>1</b>	<b>.996</b>

PLAYER CAPSULES



**CARLEE MCCONDICHIE 12**

**UTILITY**  
**Sr. | 5-7 | L/R**  
**Birmingham, Ala. | Gardendale**

**SEASON HIGH**

4 (3x), last vs. Villanova (2/18/23) \_\_\_\_\_ AB \_\_\_\_\_ 4 (5x), last vs. Villanova (2/18/23)  
 1 (9x), last vs. UAB (2/22/23) \_\_\_\_\_ R \_\_\_\_\_ 3 (3x), last vs. North Carolina A&T (3/5/22)  
 3, vs. St. John's (2/10/23) \_\_\_\_\_ H \_\_\_\_\_ 3 (6x), last vs. St. John's (2/10/23)  
 \_\_\_\_\_ 2B \_\_\_\_\_ 1 (7x), last at Tennessee (5/7/22)  
 1, vs. Fordham (2/10/23) \_\_\_\_\_ 3B \_\_\_\_\_ 1 (3x), last vs. Fordham (2/10/23)  
 \_\_\_\_\_ HR \_\_\_\_\_ 2, vs. North Carolina A&T (3/5/22)  
 1 (6x), last vs. Villanova (2/18/23) \_\_\_\_\_ RBI \_\_\_\_\_ 3 (3x), last vs. Georgia (4/29/22)

**CAREER HIGH**

2023 SEASON HIGHLIGHTS

Ranks fifth in the SEC in sacrifice flies, sixth in hits and ninth in batting average ... ranks 48th among all active hitters in career batting average ... has recorded a hit in 10 of Auburn's 11 games ... enters the weekend with an active eight-game hit streak

GAME BY GAME HITTING

DATE	OPPONENT	POS	AB	R	H	RBI	2B	3B	HR	BB	SB	CS	HBP	SAC	SF	GDP	K	PO	A	E	AVG
Feb. 10	vs. St. John's	*2B	4	1	3	1	0	0	0	0	0	0	0	0	0	0	0	1	0	0	.750
Feb. 10	vs. Fordham	*2B	2	1	2	1	0	1	0	1	0	0	0	0	0	0	0	1	0	0	.833
Feb. 11	vs. Pitt	*2B	3	0	0	1	0	0	0	0	0	0	0	0	1	0	1	2	3	0	.556
Feb. 11	vs. Indiana	*2B	4	1	1	0	0	0	0	0	0	0	0	0	0	0	0	1	0	0	.462
Feb. 12	vs. Illinois	*2B	2	0	2	1	0	0	0	1	0	0	0	0	0	0	0	1	1	0	.533
Feb. 17	AUSTIN PEAY	*2B	2	1	1	1	0	0	0	0	0	0	0	0	0	0	0	2	2	0	.529
Feb. 17	VILLANOVA	*2B	2	1	1	0	0	0	0	0	0	0	0	0	0	0	0	1	1	0	.526
Feb. 18	VILLANOVA	*2B	4	1	2	1	0	0	0	0	0	0	0	0	0	0	1	1	1	0	.522
Feb. 18	DAYTON	*2B	2	1	1	0	0	0	0	0	0	0	0	0	0	0	0	0	0	0	.520
Feb. 19	AUSTIN PEAY	*2B	3	1	1	0	0	0	0	1	0	0	0	0	0	0	0	2	1	0	.500
Feb. 22	UAB	*2B	3	1	1	0	0	0	0	0	1	0	0	0	0	0	0	0	2	0	.484
<b>TOTALS</b>		<b>11gs</b>	<b>31</b>	<b>9</b>	<b>15</b>	<b>6</b>	<b>0</b>	<b>1</b>	<b>0</b>	<b>3</b>	<b>1</b>	<b>0</b>	<b>0</b>	<b>0</b>	<b>1</b>	<b>0</b>	<b>2</b>	<b>12</b>	<b>11</b>	<b>0</b>	<b>.484</b>

On Base Percentage .514 | Slugging Percentage .548

MCCONDICHIE'S OVERALL CAREER STATS

YEAR	AVG	GP-GS	AB	R	H	2B	3B	HR	RBI	TB	SLG%	BB	HBP	SO	GDP	OB%	SF	SH	SB-ATT	PO	A	E	FLD%
2020	.469	22-10	32	10	15	1	0	1	7	19	.594	5	0	4	0	.541	0	0	4-5	16	21	1	.974
2021	.071	29-3	14	2	1	0	0	0	0	1	.071	0	0	2	0	.071	0	0	1-1	13	12	0	1.000
2022	.338	57-56	136	32	46	6	2	4	21	68	.500	7	1	17	0	.372	1	2	8-10	55	31	2	.977
2023	.484	11-11	31	9	15	0	1	0	6	17	.548	3	0	2	0	.514	1	0	1-1	12	11	0	1.000
<b>TOTAL</b>	<b>.362</b>	<b>119-80</b>	<b>213</b>	<b>53</b>	<b>77</b>	<b>7</b>	<b>3</b>	<b>5</b>	<b>34</b>	<b>105</b>	<b>.493</b>	<b>15</b>	<b>1</b>	<b>25</b>	<b>0</b>	<b>.403</b>	<b>2</b>	<b>2</b>	<b>14-17</b>	<b>96</b>	<b>75</b>	<b>3</b>	<b>.983</b>



PLAYER CAPSULES



**NELIA PERALTA**

**13**

**INFIELD**

**So. | 5-6 | R/R**

**Wellington, Fla. | Wellington**

**SEASON HIGH**

5, vs. Pitt (2/11/23) AB 5 (2x), last vs. Pitt (2/11/23)  
 1 (9x), last vs. UAB (2/22/23) R 2 (3x), last vs. South Carolina (3/21/22)  
 2 (7x), last vs. UAB (2/22/23) H 3 (2x), last at Mississippi State (3/24/22)  
 1, vs. UAB (2/22/23) 2B 2 (3x), last at Mississippi State (3/24/22)  
 1 (2x), last vs. Indiana (2/11/23) 3B 1 (3x), last vs. Indiana (2/11/23)  
 1 (2x), last vs. Villanova (2/17/23) HR 2, vs. South Carolina (3/21/22)  
 2 (2x), last vs. Dayton (2/18/23) RBI 4, vs. Seton Hall (2/11/22)

**CAREER HIGH**

2023 SEASON HIGHLIGHTS

Ranks second in the country in triples and ninth in hits ... is the 10th toughest player to strike out in the country doing so only once in 32 at bats ... also ranks in the top eight in the SEC in total bases, batting average, on base percentage and slugging percentage ... ranks 20th among all active players in career slugging percentage ... reached base safely in all 10 games this season .. recorded a hit in 10 of Auburn's 11 a games with a team-leading seven multi-hit outings ... enters the weekend with an active nine-game hit streak ... reached base successfully 11 times when leading off an inning, the fourth highest mark among SEC hitters ... led off the 2023 season with a solo home run in her first at bat vs. St. John's (2/10) ... Tiger Invitational All-Tournament Team

GAME BY GAME HITTING

DATE	OPPONENT	POS	AB	R	H	RBI	2B	3B	HR	BB	SB	CS	HBP	SAC	SF	GDP	K	PO	A	E	AVG
Feb. 10	vs. St. John's	*SS	3	1	2	1	0	0	1	1	0	0	0	0	0	0	0	1	0	0	.667
Feb. 10	vs. Fordham	*SS	2	1	0	0	0	0	0	2	0	0	0	0	0	0	0	0	1	0	.400
Feb. 11	vs. Pitt	*SS	5	1	2	1	0	1	0	0	0	0	0	0	0	0	0	0	2	1	.400
Feb. 11	vs. Indiana	*SS	3	1	2	0	0	1	0	1	0	0	0	0	0	0	0	2	0	0	.462
Feb. 12	vs. Illinois	*SS	3	0	2	1	0	0	0	1	0	0	0	0	0	0	0	0	1	0	.500
Feb. 17	AUSTIN PEAY	*SS	2	1	2	2	0	0	0	0	0	0	0	0	0	0	0	0	1	0	.556
Feb. 17	VILLANOVA	*SS	2	1	1	1	0	0	1	1	0	0	0	0	0	0	1	0	0	0	.550
Feb. 18	VILLANOVA	*SS	3	1	2	0	0	0	0	0	0	0	0	0	0	0	0	0	1	0	.565
Feb. 18	DAYTON	*SS	2	1	1	2	0	0	0	2	0	0	0	0	0	0	0	4	3	0	.560
Feb. 19	AUSTIN PEAY	*SS	4	0	1	0	0	0	0	0	0	0	0	0	0	0	0	1	3	0	.517
Feb. 22	UAB	*SS	3	1	2	1	1	0	0	0	0	0	0	0	0	0	0	1	3	0	.531
<b>TOTALS</b>		<b>11gs</b>	<b>32</b>	<b>9</b>	<b>17</b>	<b>9</b>	<b>1</b>	<b>2</b>	<b>2</b>	<b>8</b>	<b>0</b>	<b>0</b>	<b>0</b>	<b>0</b>	<b>0</b>	<b>0</b>	<b>1</b>	<b>9</b>	<b>15</b>	<b>1</b>	<b>.531</b>

On Base Percentage .625 | Slugging Percentage .875

PERALTA'S OVERALL CAREER STATS

YEAR	AVG	GP-GS	AB	R	H	2B	3B	HR	RBI	TB	SLG%	BB	HBP	SO	GDP	OB%	SF	SH	SB-ATT	PO	A	E	FLD%
2022	.313	53-52	144	24	45	15	1	10	42	92	.639	21	1	22	3	.394	4	1	1-1	49	76	19	.868
2023	.531	11-11	32	9	17	1	2	2	9	28	.875	8	0	1	0	.625	0	0	0-0	9	15	1	.960
<b>TOTAL</b>	<b>.352</b>	<b>64-63</b>	<b>176</b>	<b>33</b>	<b>62</b>	<b>16</b>	<b>3</b>	<b>12</b>	<b>51</b>	<b>120</b>	<b>.682</b>	<b>29</b>	<b>1</b>	<b>23</b>	<b>3</b>	<b>.438</b>	<b>4</b>	<b>1</b>	<b>1-1</b>	<b>58</b>	<b>91</b>	<b>20</b>	<b>.882</b>

PLAYER CAPSULES



**SKYLAR ELKINS**

**15**

**CATCHER / UTILITY**  
**Fr. | 5-8 | R/R**  
**Locust Grove, Ga. | Locust Grove**

**SEASON HIGH**

1 (2x), last vs. Villanova (2/18/23) \_\_\_\_\_ AB \_\_\_\_\_ 1 (2x), last vs. Villanova (2/18/23)  
 \_\_\_\_\_ R \_\_\_\_\_  
 \_\_\_\_\_ H \_\_\_\_\_  
 \_\_\_\_\_ 2B \_\_\_\_\_  
 \_\_\_\_\_ 3B \_\_\_\_\_  
 \_\_\_\_\_ HR \_\_\_\_\_  
 \_\_\_\_\_ RBI \_\_\_\_\_

**CAREER HIGH**

2023 SEASON HIGHLIGHTS

Made collegiate debut coming off the bench to catch against St. John's (2/10) ...

GAME BY GAME HITTING

DATE	OPPONENT	POS	AB	R	H	RBI	2B	3B	HR	BB	SB	CS	HBP	SAC	SF	GDP	K	PO	A	E	AVG
Feb. 10	vs. St. John's	C	1	0	0	0	0	0	0	0	0	0	0	0	0	0	0	3	0	0	.000
Feb. 11	vs. Pitt	PR	0	0	0	0	0	0	0	0	0	0	0	0	0	0	0	0	0	0	.000
Feb. 12	vs. Illinois	C	0	0	0	0	0	0	0	0	0	0	0	0	0	0	0	0	0	0	.000
Feb. 17	AUSTIN PEAY	C/DP	0	0	0	0	0	0	0	1	0	0	0	0	0	0	0	2	0	0	.000
Feb. 18	VILLANOVA	C	1	0	0	0	0	0	0	0	0	0	0	0	0	0	0	3	0	0	.000
Feb. 19	AUSTIN PEAY	PR	0	0	0	0	0	0	0	0	0	0	0	0	0	0	0	0	0	0	.000
Feb. 22	UAB	C	0	0	0	0	0	0	0	0	0	0	0	0	0	0	0	2	0	0	.000
<b>TOTALS</b>		<b>Ogs</b>	<b>2</b>	<b>0</b>	<b>0</b>	<b>0</b>	<b>0</b>	<b>0</b>	<b>0</b>	<b>1</b>	<b>0</b>	<b>0</b>	<b>0</b>	<b>0</b>	<b>0</b>	<b>0</b>	<b>0</b>	<b>8</b>	<b>0</b>	<b>0</b>	<b>.000</b>

On Base Percentage .333 | Slugging Percentage .000

ELKINS'S OVERALL CAREER STATS

YEAR	AVG	GP-GS	AB	R	H	2B	3B	HR	RBI	TB	SLG%	BB	HBP	SO	GDP	OB%	SF	SH	SB-ATT	PO	A	E	FLD%
2023	.000	7-0	2	0	0	0	0	0	0	0	.000	1	0	0	0	.333	0	0	0-0	10	0	0	1.000
<b>TOTAL</b>	<b>.000</b>	<b>7-0</b>	<b>2</b>	<b>0</b>	<b>0</b>	<b>0</b>	<b>0</b>	<b>0</b>	<b>0</b>	<b>0</b>	<b>.000</b>	<b>1</b>	<b>0</b>	<b>0</b>	<b>0</b>	<b>.333</b>	<b>0</b>	<b>0</b>	<b>0-0</b>	<b>10</b>	<b>0</b>	<b>0</b>	<b>1.000</b>

PLAYER CAPSULES



**KK MCCRARY**

**16**

**INFIELD**  
**Jr. | 5-8 | R/R**  
**Murfreesboro, Tenn. | Tennessee**

**SEASON HIGH**

4, vs. Indiana (2/11/23) \_\_\_\_\_ AB \_\_\_\_\_ 4, vs. Indiana (2/11/23)  
 2, vs. Villanova (2/17/23) \_\_\_\_\_ R \_\_\_\_\_ 2, vs. Villanova (2/17/23)  
 2, vs. Indiana (2/11/23) \_\_\_\_\_ H \_\_\_\_\_ 2, vs. Indiana (2/11/23)  
 1 (2x), last vs. Illinois (2/12/23) \_\_\_\_\_ 2B \_\_\_\_\_ 1 (2x), last vs. Illinois (2/12/23)  
 \_\_\_\_\_ 3B \_\_\_\_\_  
 \_\_\_\_\_ HR \_\_\_\_\_  
 3, vs. Indiana (2/11/23) \_\_\_\_\_ RBI \_\_\_\_\_ 3, vs. Indiana (2/11/23)

**CAREER HIGH**

2023 SEASON HIGHLIGHTS

Drove in a career high three runs off a pair of hits, including a double against Indiana (2/11) ...

GAME BY GAME HITTING

DATE	OPPONENT	POS	AB	R	H	RBI	2B	3B	HR	BB	SB	CS	HBP	SAC	SF	GDP	K	PO	A	E	AVG
Feb. 10	vs. St. John's	*OF	2	0	0	0	0	0	0	0	0	0	0	0	0	0	0	2	0	0	.000
Feb. 11	vs. Pitt	PR/OF	1	0	1	0	0	0	0	0	0	0	0	0	0	0	0	0	0	0	.333
Feb. 11	vs. Indiana	*OF/OF	4	1	2	3	1	0	0	0	0	0	0	0	0	0	0	3	0	0	.429
Feb. 12	vs. Illinois	*OF	2	1	1	1	1	0	0	1	1	0	0	0	0	0	0	0	0	0	.444
Feb. 17	AUSTIN PEAY	*OF	2	1	0	1	0	0	0	0	0	0	0	0	0	0	0	1	0	0	.364
Feb. 17	VILLANOVA	*OF	2	2	1	0	0	0	0	1	0	0	0	0	0	0	0	2	0	0	.385
Feb. 18	VILLANOVA	*OF	1	0	0	0	0	0	0	0	0	0	0	0	0	0	0	0	0	0	.357
Feb. 22	UAB	OF	1	0	0	0	0	0	0	0	0	0	0	0	0	0	0	0	0	0	.333
<b>TOTALS</b>		<b>6gs</b>	<b>15</b>	<b>5</b>	<b>5</b>	<b>5</b>	<b>2</b>	<b>0</b>	<b>0</b>	<b>1</b>	<b>2</b>	<b>0</b>	<b>0</b>	<b>0</b>	<b>0</b>	<b>0</b>	<b>0</b>	<b>8</b>	<b>0</b>	<b>0</b>	<b>.357</b>

On Base Percentage .375 | Slugging Percentage .467

MCCRARY'S OVERALL CAREER STATS

YEAR	AVG	GP-GS	AB	R	H	2B	3B	HR	RBI	TB	SLG%	BB	HBP	SO	GDP	OB%	SF	SH	SB-ATT	PO	A	E	FLD%
2023	.333	8-6	15	5	5	2	0	0	5	7	.467	1	0	0	0	.375	0	0	2-2	8	0	0	1.000
<b>TOTAL</b>	<b>.333</b>	<b>8-6</b>	<b>15</b>	<b>5</b>	<b>5</b>	<b>2</b>	<b>0</b>	<b>0</b>	<b>5</b>	<b>7</b>	<b>.467</b>	<b>1</b>	<b>0</b>	<b>0</b>	<b>0</b>	<b>.375</b>	<b>0</b>	<b>0</b>	<b>2-2</b>	<b>8</b>	<b>0</b>	<b>0</b>	<b>1.000</b>

PLAYER CAPSULES



**MAIA ENGELKES**

**17**

**INFIELD**

**Sr. | 5-11 | R/R**

**Sioux Falls, S.D. | Harrisburg**

**SEASON HIGH**

1 (5x), last vs. UAB (2/22/23) AB \_\_\_\_\_ 4, vs. UNCW (2/14/20)  
 1, vs. Fordham (2/10/23) R \_\_\_\_\_ 1 (8x), last vs. Fordham (2/10/23)  
 H \_\_\_\_\_ 1 (7x), last vs. Niagara (4/15/22)  
 2B \_\_\_\_\_ 1, vs. Alabama State (4/13/21)  
 3B \_\_\_\_\_  
 HR \_\_\_\_\_ 1, vs. Alabama State (2/15/20)  
 1, vs. Villanova (2/17/23) RBI \_\_\_\_\_ 2, vs. Alabama State (2/15/20)

**CAREER HIGH**

2023 SEASON HIGHLIGHTS

Walked off Auburn's 8-0 victory over Villanova (2/17), driving in the game-sealing run in the fifth inning on a fielder's choice ...

GAME BY GAME HITTING

DATE	OPPONENT	POS	AB	R	H	RBI	2B	3B	HR	BB	SB	CS	HBP	SAC	SF	GDP	K	PO	A	E	AVG	
Feb. 10	vs. St. John's	PH	1	0	0	0	0	0	0	0	0	0	0	0	0	0	0	0	0	0	0	.000
Feb. 10	vs. Fordham	PH	0	1	0	0	0	0	0	1	0	0	0	0	0	0	0	0	0	0	0	.000
Feb. 11	vs. Pitt	PH	0	0	0	0	0	0	0	0	0	0	1	0	0	0	0	0	0	0	0	.000
Feb. 12	vs. Illinois	PH	1	0	0	0	0	0	0	0	0	0	0	0	0	0	0	0	0	0	0	.000
Feb. 17	AUSTIN PEAY	PH	1	0	0	0	0	0	0	0	0	0	0	0	0	0	0	0	0	0	0	.000
Feb. 17	VILLANOVA	PH	1	0	0	1	0	0	0	0	0	0	0	0	0	0	0	0	0	0	0	.000
Feb. 18	DAYTON	PH	0	0	0	0	0	0	0	1	0	0	0	0	0	0	0	0	0	0	0	.000
Feb. 22	UAB	PH	1	0	0	0	0	0	0	0	0	0	0	0	0	0	0	0	0	0	0	.000
<b>TOTALS</b>		<b>Ogs</b>	<b>5</b>	<b>1</b>	<b>0</b>	<b>1</b>	<b>0</b>	<b>0</b>	<b>0</b>	<b>2</b>	<b>0</b>	<b>0</b>	<b>1</b>	<b>0</b>	<b>0</b>	<b>0</b>	<b>0</b>	<b>0</b>	<b>0</b>	<b>0</b>	<b>0</b>	<b>.000</b>

On Base Percentage .375 | Slugging Percentage .000

ENGELKES'S OVERALL CAREER STATS

YEAR	AVG	GP-GS	AB	R	H	2B	3B	HR	RBI	TB	SLG%	BB	HBP	SO	GDP	OB%	SF	SH	SB-ATT	PO	A	E	FLD%
2020	.136	16-6	22	4	3	0	0	1	4	6	.273	1	1	4	1	.208	0	0	0-0	9	0	1	.900
2021	.143	19-1	21	2	3	1	0	0	3	4	.190	0	0	9	0	.143	0	1	0-0	0	0	0	.000
2022	.143	6-0	7	1	1	0	0	0	0	1	.143	0	1	3	0	.250	0	0	0-0	0	0	0	.000
2023	.000	8-0	5	1	0	0	0	0	1	0	.000	2	1	0	0	.375	0	0	0-0	0	0	0	.000
<b>TOTAL</b>	<b>.127</b>	<b>49-7</b>	<b>55</b>	<b>8</b>	<b>7</b>	<b>1</b>	<b>0</b>	<b>1</b>	<b>8</b>	<b>11</b>	<b>.200</b>	<b>3</b>	<b>3</b>	<b>16</b>	<b>1</b>	<b>.213</b>	<b>0</b>	<b>1</b>	<b>0-0</b>	<b>9</b>	<b>0</b>	<b>1</b>	<b>.900</b>

PLAYER CAPSULES



**RILEY MCNEMAR** **18**

**INFIELD**

**So. | 5-5 | R/R**

**Galena, Kan. | Galena**

**SEASON HIGH**

AB \_\_\_\_\_ 2 (2x), last at Mississippi State (4/24/22)  
 R \_\_\_\_\_ 1 (2x), last vs. Austin Peay (2/17/23) \_\_\_\_\_ 1 (8x), last v  
 H \_\_\_\_\_ 1 (6x), last vs. Georgia (4/29/22)  
 2B \_\_\_\_\_ 1 (2x), last vs. Chattanooga (3/6/22)  
 3B \_\_\_\_\_  
 HR \_\_\_\_\_ 1, at Arkansas (4/10/22)  
 RBI \_\_\_\_\_ 2 (2x), last at Arkansas (4/10/22)

**CAREER HIGH**

2023 SEASON HIGHLIGHTS

GAME BY GAME HITTING

DATE	OPPONENT	POS	AB	R	H	RBI	2B	3B	HR	BB	SB	CS	HBP	SAC	SF	GDP	K	PO	A	E	AVG	
Feb. 10	vs. Fordham	PR	0	0	0	0	0	0	0	0	0	0	0	0	0	0	0	0	0	0	0	.000
Feb. 11	vs. Pitt	PR	0	0	0	0	0	0	0	0	0	0	0	0	0	0	0	0	0	0	0	.000
Feb. 11	vs. Indiana	PR	0	1	0	0	0	0	0	0	0	0	0	0	0	0	0	0	0	0	0	.000
Feb. 17	AUSTIN PEAY	PR	0	1	0	0	0	0	0	0	0	0	0	0	0	0	0	0	0	0	0	.000
Feb. 17	VILLANOVA	PR	0	0	0	0	0	0	0	0	0	0	0	0	0	0	0	0	0	0	0	.000
Feb. 22	UAB	PR	0	0	0	0	0	0	0	0	0	0	0	0	0	0	0	0	0	0	0	.000
<b>TOTALS</b>		<b>Ogs</b>	<b>0</b>	<b>1</b>	<b>0</b>	<b>0</b>	<b>0</b>	<b>0</b>	<b>0</b>	<b>0</b>	<b>0</b>	<b>0</b>	<b>0</b>	<b>0</b>	<b>0</b>	<b>0</b>	<b>0</b>	<b>0</b>	<b>0</b>	<b>0</b>	<b>0</b>	<b>.000</b>

On Base Percentage .000 | Slugging Percentage .000

MCNEMAR'S OVERALL CAREER STATS

YEAR	AVG	GP-GS	AB	R	H	2B	3B	HR	RBI	TB	SLG%	BB	HBP	SO	GDP	OB%	SF	SH	SB-ATT	PO	A	E	FLD%
2022	.316	25-2	19	6	6	2	0	1	5	11	.579	1	0	7	1	.350	0	1	0-0	6	3	1	.900
2023	.000	6-0	0	2	0	0	0	0	0	0	.000	0	0	0	0	.000	0	0	0-0	0	0	0	.000
<b>TOTAL</b>	<b>.316</b>	<b>31-2</b>	<b>19</b>	<b>8</b>	<b>6</b>	<b>2</b>	<b>0</b>	<b>1</b>	<b>5</b>	<b>11</b>	<b>.579</b>	<b>1</b>	<b>0</b>	<b>7</b>	<b>1</b>	<b>.350</b>	<b>0</b>	<b>1</b>	<b>0-0</b>	<b>6</b>	<b>3</b>	<b>1</b>	<b>.900</b>

PLAYER CAPSULES



**ABBEY SMITH**

**20**

**OUTFIELD**

**So. | 5-8 | L/R**

**Austin, Texas | James Bowie**

**SEASON HIGH**

2 (2x), last vs. Pitt (2/11/23) \_\_\_\_\_ AB \_\_\_\_\_ 3 (2x), last vs. Niagara (4/15/22)  
 2, vs. Pitt (2/11/23) \_\_\_\_\_ R \_\_\_\_\_ 2 (3x), last vs. Pitt (2/11/23)  
 1, vs. Pitt (2/11/23) \_\_\_\_\_ H \_\_\_\_\_ 1 (6x), last vs. Pitt (2/11/23)

**CAREER HIGH**

\_\_\_\_\_  
 \_\_\_\_\_ 2B \_\_\_\_\_  
 \_\_\_\_\_ 3B \_\_\_\_\_  
 \_\_\_\_\_ HR \_\_\_\_\_  
 \_\_\_\_\_ RBI \_\_\_\_\_

2023 SEASON HIGHLIGHTS

Ranks fifth in the SEC in stolen bases and seventh in stolen bases per game (0.45) ... scored a run in her last five appearances

GAME BY GAME HITTING

DATE	OPPONENT	POS	AB	R	H	RBI	2B	3B	HR	BB	SB	CS	HBP	SAC	SF	GDP	K	PO	A	E	AVG	
Feb. 10	vs. St. John's	PR/OF	0	1	0	0	0	0	0	0	1	0	0	0	0	0	0	0	0	0	0	.000
Feb. 10	vs. Fordham	*OF	2	0	0	0	0	0	0	0	0	0	0	0	0	0	0	0	0	0	0	.000
Feb. 11	vs. Pitt	*OF	2	2	1	0	0	0	0	0	1	0	0	0	0	0	1	0	0	0	0	.250
Feb. 11	vs. Indiana	OF	0	0	0	0	0	0	0	0	0	0	0	0	0	0	0	0	0	0	0	.250
Feb. 12	vs. Illinois	PR	0	1	0	0	0	0	0	0	1	0	0	0	0	0	0	0	0	0	0	.250
Feb. 17	AUSTIN PEAY	OF	1	0	0	0	0	0	0	0	0	0	0	0	0	0	0	0	0	0	0	.200
Feb. 17	VILLANOVA	PR	0	1	0	0	0	0	0	0	0	0	0	0	0	0	0	0	0	0	0	.200
Feb. 18	VILLANOVA	PR	0	1	0	0	0	0	0	0	1	0	0	0	0	0	0	0	0	0	0	.200
Feb. 18	DAYTON	PR	0	1	0	0	0	0	0	0	1	0	0	0	0	0	0	0	0	0	0	.200
Feb. 19	AUSTIN PEAY	PR	0	1	0	0	0	0	0	0	0	0	0	0	0	0	0	0	0	0	0	.200
Feb. 22	UAB	PR	0	1	0	0	0	0	0	0	0	0	0	0	0	0	0	0	0	0	0	.200
<b>TOTALS</b>		<b>2gs</b>	<b>5</b>	<b>9</b>	<b>1</b>	<b>0</b>	<b>0</b>	<b>0</b>	<b>0</b>	<b>0</b>	<b>5</b>	<b>0</b>	<b>0</b>	<b>0</b>	<b>0</b>	<b>0</b>	<b>1</b>	<b>0</b>	<b>0</b>	<b>0</b>	<b>0</b>	<b>.200</b>

On Base Percentage .200 | Slugging Percentage .200

SMITH'S OVERALL CAREER STATS

YEAR	AVG	GP-GS	AB	R	H	2B	3B	HR	RBI	TB	SLG%	BB	HBP	SO	GDP	OB%	SF	SH	SB-ATT	PO	A	E	FLD%
2022	.313	38-5	16	16	5	0	0	0	0	5	.313	3	0	6	0	.421	0	0	10-13	4	0	0	1.000
2023	.200	11-2	5	9	1	0	0	0	0	1	.200	0	0	1	0	.200	0	0	5-5	0	0	0	.000
<b>TOTAL</b>	<b>.286</b>	<b>49-7</b>	<b>21</b>	<b>25</b>	<b>6</b>	<b>0</b>	<b>0</b>	<b>0</b>	<b>0</b>	<b>6</b>	<b>.286</b>	<b>3</b>	<b>0</b>	<b>7</b>	<b>0</b>	<b>.375</b>	<b>0</b>	<b>0</b>	<b>15-18</b>	<b>4</b>	<b>0</b>	<b>0</b>	<b>1.000</b>



PLAYER CAPSULES



**JESSIE BLAINE**

**22**

**CATCHER**

**So. | 5-10 | R/R**  
**Wentzville, Mo. | St. Dominic**

**SEASON HIGH**

4, vs. Indiana (2/11/23) \_\_\_\_\_ AB \_\_\_\_\_ 4 (8x), last vs. Indiana (2/11/23)  
 1 (4x), last vs. Austin Peay (2/19/23) \_\_\_\_\_ R \_\_\_\_\_ 3, at Alabama State (4/27/22)  
 2 (2x), last vs. Austin Peay (2/19/23) \_\_\_\_\_ H \_\_\_\_\_ 4, vs. Niagara (4/15/22)  
 \_\_\_\_\_ 2B \_\_\_\_\_ 1 (5x), last at Mississippi State (4/22/22)  
 1, vs. Dayton (2/18/23) \_\_\_\_\_ 3B \_\_\_\_\_ 1 (2x), last at Alabama State (4/27/22)  
 1, vs. Austin Peay (2/19/23) \_\_\_\_\_ HR \_\_\_\_\_ 1 (10x), last vs. Austin Peay (2/19/23)  
 3, vs. Austin Peay (2/19/23) \_\_\_\_\_ RBI \_\_\_\_\_ 4 (2x), last vs. South Carolina (3/20/22)

**CAREER HIGH**

2023 SEASON HIGHLIGHTS

Reached base safely in nine consecutive games ... scored the walk-off run on a wild pitch in Auburn's run-rule victory over Dayton (2/18) ... first home run of the season with an inside-the-park homer versus Austin Peay (2/19)

GAME BY GAME HITTING

DATE	OPPONENT	POS	AB	R	H	RBI	2B	3B	HR	BB	SB	CS	HBP	SAC	SF	GDP	K	PO	A	E	AVG	
Feb. 10	vs. St. John's	*DP	1	1	0	0	0	0	0	2	1	0	0	0	0	0	0	0	0	0	0	.000
Feb. 10	vs. Fordham	*DP	3	0	0	0	0	0	0	0	0	0	0	0	0	0	0	0	0	0	0	.000
Feb. 11	vs. Pitt	*C/DP	3	0	1	0	0	0	0	1	0	0	0	0	0	0	0	3	0	0	0	.000
Feb. 11	vs. Indiana	*DP	4	1	2	1	0	0	0	0	0	0	0	0	0	0	0	0	0	0	0	.273
Feb. 12	vs. Illinois	*DP	3	0	1	0	0	0	0	0	0	0	0	0	0	0	0	0	0	0	0	.286
Feb. 17	AUSTIN PEAY	PH/C	0	0	0	0	0	0	0	1	0	0	0	0	0	0	0	1	0	0	0	.286
Feb. 17	VILLANOVA	*DP	2	0	1	1	0	0	0	1	0	0	0	0	0	0	0	0	0	0	0	.312
Feb. 18	VILLANOVA	*DP	3	0	1	0	0	0	0	0	0	0	0	0	0	0	0	0	0	0	0	.316
Feb. 18	DAYTON	PH	1	1	1	1	0	1	0	0	0	0	0	0	0	0	0	0	0	0	0	.350
Feb. 19	AUSTIN PEAY	*DP	3	1	2	3	0	0	1	0	0	0	0	0	0	0	0	0	0	0	0	.391
Feb. 22	UAB	*DP	2	0	1	1	0	0	0	0	1	0	0	0	0	0	0	0	0	0	0	.400
<b>TOTALS</b>		<b>9gs</b>	<b>25</b>	<b>4</b>	<b>10</b>	<b>7</b>	<b>0</b>	<b>1</b>	<b>1</b>	<b>5</b>	<b>2</b>	<b>0</b>	<b>0</b>	<b>0</b>	<b>0</b>	<b>0</b>	<b>0</b>	<b>4</b>	<b>0</b>	<b>0</b>	<b>0</b>	<b>.400</b>

On Base Percentage .500 | Slugging Percentage .600

BLAINE'S OVERALL CAREER STATS

YEAR	AVG	GP-GS	AB	R	H	2B	3B	HR	RBI	TB	SLG%	BB	HBP	SO	GDP	OB%	SF	SH	SB-ATT	PO	A	E	FLD%
2022	.285	54-53	137	27	39	5	2	9	37	75	.547	25	0	21	0	.393	1	1	3-5	17	0	1	.944
2023	.400	11-9	25	4	10	0	1	1	7	15	.600	5	0	0	0	.500	0	0	2-2	4	0	0	1.000
<b>TOTAL</b>	<b>.302</b>	<b>65-62</b>	<b>162</b>	<b>31</b>	<b>49</b>	<b>5</b>	<b>3</b>	<b>10</b>	<b>44</b>	<b>90</b>	<b>.556</b>	<b>30</b>	<b>0</b>	<b>21</b>	<b>0</b>	<b>.409</b>	<b>1</b>	<b>1</b>	<b>5-7</b>	<b>21</b>	<b>0</b>	<b>1</b>	<b>.955</b>

PLAYER CAPSULES



**AXE MILANOWSKI 23**

**INFIELD**  
**Fr. | 5-6 | R/R**  
**Dothan, Ala. | Houston Academy**

**SEASON HIGH**

1 (4x), last vs. Villanova (2/17/23)	AB	1 (4x), last vs. Villanova (2/17/23)
1 (3x), last vs. UAB (2/22/23)	R	1 (3x), last vs. UAB (2/22/23)
1, vs. Austin Peay (2/17/23)	H	1, vs. Austin Peay (2/17/23)
	2B	
	3B	
	HR	
	RBI	

**CAREER HIGH**

2023 SEASON HIGHLIGHTS

Made her collegiate debut as a pinch runner versus St. John's (2/10) ... recorded her first collegiate hit versus Austin Peay (2/17) ...

GAME BY GAME HITTING

DATE	OPPONENT	POS	AB	R	H	RBI	2B	3B	HR	BB	SB	CS	HBP	SAC	SF	GDP	K	PO	A	E	AVG
Feb. 10	vs. St. John's	PR/1B	1	0	0	0	0	0	0	0	0	0	0	0	0	0	1	0	0	0	.000
Feb. 10	vs. Fordham	1B	0	1	0	0	0	0	0	0	0	0	1	0	0	0	0	0	0	0	.000
Feb. 11	vs. Pitt	PR	0	0	0	0	0	0	0	0	0	0	0	0	0	0	0	0	0	0	.000
Feb. 11	vs. Indiana	1B	0	0	0	0	0	0	0	0	0	0	0	0	0	0	0	0	0	0	.000
Feb. 12	vs. Illinois	1B	1	0	0	0	0	0	0	0	0	0	0	0	0	0	1	1	0	0	.000
Feb. 17	AUSTIN PEAY	PR/1B	1	1	1	0	0	0	0	0	1	0	0	0	0	0	0	5	0	0	.333
Feb. 17	VILLANOVA	PR/1B	1	0	0	0	0	0	0	0	0	0	0	0	0	0	1	1	0	0	.250
Feb. 18	VILLANOVA	PH/1B	0	0	0	0	0	0	0	1	0	0	0	0	0	0	0	1	0	0	.250
Feb. 22	UAB	PR/1B	0	1	0	0	0	0	0	0	0	0	0	0	0	0	0	0	0	0	.250
<b>TOTALS</b>		<b>Ogs</b>	<b>4</b>	<b>3</b>	<b>1</b>	<b>0</b>	<b>0</b>	<b>0</b>	<b>0</b>	<b>1</b>	<b>1</b>	<b>0</b>	<b>1</b>	<b>0</b>	<b>0</b>	<b>0</b>	<b>3</b>	<b>8</b>	<b>0</b>	<b>0</b>	<b>.250</b>

On Base Percentage .500 | Slugging Percentage .250

MILANOWSKI'S OVERALL CAREER STATS

YEAR	AVG	GP-GS	AB	R	H	2B	3B	HR	RBI	TB	SLG%	BB	HBP	SO	GDP	OB%	SF	SH	SB-ATT	PO	A	E	FLD%
2023	.250	9-0	4	3	1	0	0	0	0	1	.250	1	1	3	0	.500	0	0	1-1	8	0	0	1.000
<b>TOTAL</b>	<b>.250</b>	<b>9-0</b>	<b>4</b>	<b>3</b>	<b>1</b>	<b>0</b>	<b>0</b>	<b>0</b>	<b>0</b>	<b>1</b>	<b>.250</b>	<b>1</b>	<b>1</b>	<b>3</b>	<b>0</b>	<b>.500</b>	<b>0</b>	<b>0</b>	<b>1-1</b>	<b>8</b>	<b>0</b>	<b>0</b>	<b>1.000</b>

PLAYER CAPSULES



**KENADIE COOPER** **25**

**OUTFIELD**

**So. | 5-7 | R/R**

**Newnan, Ga. | East Coweta**

**SEASON HIGH**

1, vs. Austin Peay (2/17/23) \_\_\_\_\_ AB \_\_\_\_\_ 2, at Mississippi State (4/23/22)  
 1, vs. UAB (2/22/23) \_\_\_\_\_ R \_\_\_\_\_ 1 (15x), last vs. UAB (2/22/23)  
 \_\_\_\_\_ H \_\_\_\_\_ 1, vs. Niagara (4/15/22)  
 \_\_\_\_\_ 2B \_\_\_\_\_  
 \_\_\_\_\_ 3B \_\_\_\_\_  
 \_\_\_\_\_ HR \_\_\_\_\_  
 \_\_\_\_\_ RBI \_\_\_\_\_ 1, vs. Niagara (4/15/22)

**CAREER HIGH**

2023 SEASON HIGHLIGHTS

GAME BY GAME HITTING

DATE	OPPONENT	POS	AB	R	H	RBI	2B	3B	HR	BB	SB	CS	HBP	SAC	SF	GDP	K	PO	A	E	AVG	
Feb. 10	vs. St. John's	PR	0	0	0	0	0	0	0	0	0	0	0	0	0	0	0	0	0	0	0	.000
Feb. 10	vs. Fordham	PR	0	0	0	0	0	0	0	0	0	0	0	0	0	0	0	0	0	0	0	.000
Feb. 11	vs. Pitt	PR	0	0	0	0	0	0	0	0	0	0	0	0	0	0	0	0	0	0	0	.000
Feb. 11	vs. Indiana	PR	0	0	0	0	0	0	0	0	0	1	0	0	0	0	0	0	0	0	0	.000
Feb. 12	vs. Illinois	PR	0	0	0	0	0	0	0	0	1	0	0	0	0	0	0	0	0	0	0	.000
Feb. 17	AUSTIN PEAY	OF	1	0	0	0	0	0	0	0	0	0	0	0	0	0	0	0	0	0	0	.000
Feb. 18	VILLANOVA	PR/OF	0	0	0	0	0	0	0	0	0	0	0	0	0	0	0	0	0	0	0	.000
Feb. 19	UAB	PR	0	1	0	0	0	0	0	0	0	0	0	0	0	0	0	0	0	0	0	.000
<b>TOTALS</b>		<b>Ogs</b>	<b>1</b>	<b>1</b>	<b>0</b>	<b>0</b>	<b>0</b>	<b>0</b>	<b>0</b>	<b>0</b>	<b>1</b>	<b>1</b>	<b>0</b>	<b>0</b>	<b>0</b>	<b>0</b>	<b>0</b>	<b>0</b>	<b>0</b>	<b>0</b>	<b>0</b>	<b>.000</b>

On Base Percentage .000 | Slugging Percentage .000

COOPER'S OVERALL CAREER STATS

YEAR	AVG	GP-GS	AB	R	H	2B	3B	HR	RBI	TB	SLG%	BB	HBP	SO	GDP	OB%	SF	SH	SB-ATT	PO	A	E	FLD%
2022	.200	40-0	5	14	1	0	0	0	1	1	.200	1	0	3	0	.333	0	0	1-2	5	0	0	1.000
2023	.000	8-0	1	1	0	0	0	0	0	0	.000	0	0	0	0	.000	0	0	1-2	0	0	0	.000
<b>TOTAL</b>	<b>.167</b>	<b>48-0</b>	<b>6</b>	<b>15</b>	<b>1</b>	<b>0</b>	<b>0</b>	<b>0</b>	<b>1</b>	<b>1</b>	<b>.167</b>	<b>1</b>	<b>0</b>	<b>3</b>	<b>0</b>	<b>.286</b>	<b>0</b>	<b>0</b>	<b>2-4</b>	<b>5</b>	<b>0</b>	<b>0</b>	<b>1.000</b>

PLAYER CAPSULES



**MILLIE ROBERTS**

**31**

**CATCHER/INFIELD**

**Fr. | 5-7 | R/R**

**Owensboro, Ky. | Daviess County**

**SEASON HIGH**

1 (6x), last vs. Austin Peay (2/19/23) AB 1 (6x), last vs. Austin Peay (2/19/23)  
 1, vs. Indiana (2/11/23) R 1, vs. Indiana (2/11/23)  
 1 (3x), last vs. Villanova (2/18/23) H 1 (3x), last vs. Villanova (2/18/23)  
 1, vs. St. John's (2/10/23) 2B 1, vs. St. John's (2/10/23)  
 3B  
 HR  
 1 (4x), last vs. Villanova (2/18/23) RBI 1 (4x), last vs. Villanova (2/18/23)

**CAREER HIGH**

2023 SEASON HIGHLIGHTS

Ranks fifth in the SEC in sacrifice flies ... recorded her first collegiate hit in her first plate appearance, slugging an RBI double vs. St. John's (2/10) ...

GAME BY GAME HITTING

DATE	OPPONENT	POS	AB	R	H	RBI	2B	3B	HR	BB	SB	CS	HBP	SAC	SF	GDP	K	PO	A	E	AVG	
Feb. 10	vs. St. John's	PH	1	0	1	1	1	0	0	0	0	0	0	0	0	0	0	0	0	0	0	1.000
Feb. 10	vs. Fordham	PH	0	0	0	1	0	0	0	0	0	0	0	0	1	0	0	0	0	0	0	1.000
Feb. 11	vs. Pitt	PH	1	0	1	1	0	0	0	0	0	0	0	0	0	0	0	0	0	0	0	1.000
Feb. 11	vs. Indiana	PH	0	1	0	0	0	0	0	1	0	0	0	0	0	0	0	0	0	0	0	1.000
Feb. 12	vs. Illinois	PH	1	0	0	0	0	0	0	0	0	0	0	0	0	0	1	0	0	0	.667	
Feb. 17	Villanova	PH	0	0	0	0	0	0	0	1	0	0	0	0	0	0	0	0	0	0	0	.667
Feb. 18	Villanova	PH	1	0	1	0	0	0	0	0	0	0	0	0	0	0	0	0	0	0	0	.750
Feb. 18	DAYTON	PH	1	0	0	0	0	0	0	0	0	0	0	0	0	0	1	0	0	0	0	.600
Feb. 19	AUSTIN PEAY	PH	1	0	0	0	0	0	0	0	0	0	0	0	0	0	0	0	0	0	0	.500
<b>TOTALS</b>		<b>Ogs</b>	<b>6</b>	<b>1</b>	<b>3</b>	<b>4</b>	<b>1</b>	<b>0</b>	<b>0</b>	<b>2</b>	<b>0</b>	<b>0</b>	<b>0</b>	<b>0</b>	<b>1</b>	<b>0</b>	<b>2</b>	<b>0</b>	<b>0</b>	<b>0</b>	<b>0</b>	<b>.500</b>

On Base Percentage .556 | Slugging Percentage .667

ROBERTS'S OVERALL CAREER STATS

YEAR	AVG	GP-GS	AB	R	H	2B	3B	HR	RBI	TB	SLG%	BB	HBP	SO	GDP	OB%	SF	SH	SB-ATT	PO	A	E	FLD%
2023	.500	9-0	6	1	3	1	0	0	4	4	.667	2	0	2	0	.556	1	0	0-0	0	0	0	.000
<b>TOTAL</b>	<b>.500</b>	<b>9-0</b>	<b>6</b>	<b>1</b>	<b>3</b>	<b>1</b>	<b>0</b>	<b>0</b>	<b>4</b>	<b>4</b>	<b>.667</b>	<b>2</b>	<b>0</b>	<b>2</b>	<b>0</b>	<b>.556</b>	<b>1</b>	<b>0</b>	<b>0-0</b>	<b>0</b>	<b>0</b>	<b>0</b>	<b>.000</b>

PLAYER CAPSULES



**SHELBY LOWE**

**55**

**LEFT-HANDED PITCHER**  
**Jr. | 5-9 | R/L**  
**Carrollton, Ala. | Pickens Academy**

**SEASON HIGH**

4.0, vs. Villanova (2/18/23) \_\_\_\_\_ IP \_\_\_\_\_ 7.1 (2x), last at Ole Miss (4/23/21)  
 2, vs. Villanova (2/18/23) \_\_\_\_\_ H \_\_\_\_\_ 9, vs. Kentucky (4/16/21)  
 2, vs. Villanova (2/18/23) \_\_\_\_\_ R \_\_\_\_\_ 7, at Arkansas (4/8/22)  
 1 (2x), last vs. UAB (2/22/23) \_\_\_\_\_ ER \_\_\_\_\_ 7, at Arkansas (4/8/22)  
 0 (7x), last vs. UAB (2/22/23) \_\_\_\_\_ BB \_\_\_\_\_ 4, at Kentucky (3/25/22)  
 7, vs. Villanova (2/18/23) \_\_\_\_\_ SO \_\_\_\_\_ 13, vs. ULM (2/25/22)  
 63, vs. Villanova (2/18/23) \_\_\_\_\_ Pitches \_\_\_\_\_ 125, vs. Kentucky (4/16/21)

**CAREER HIGH**

2023 SEASON HIGHLIGHTS

Ranked the No. 62 student-athlete in the country in D1 Softball's D1 Preseason Player Rankings ... ranks 18th among all active NCAA Division I athletes in career earned run average and 290th in saves ... making her return to the circle following postseason surgery, tossed 4.2 innings of relief at the NFCA Leadoff Classic (2/10-12), giving up just one hit and striking out eight over her four appearances ... made her first start of the season against Villanova (2/18), earning the victory behind a season high seven strikeouts ...

GAME BY GAME PITCHING

DATE	OPPONENT	GS	IP	H	R	ER	BB	SO	2B	3B	HR	WP	BK	HBP	IBB	SCORE	W-L	SV	ERA	NP
Feb. 10	vs. Fordham		1.0	0	0	0	0	3	0	0	0	0	0	0	0	9-0	0-0	0	0.00	15
Feb. 11	vs. Pitt		1.2	0	0	0	0	3	0	0	0	0	0	0	0	7-8	0-0	0	0.00	28
Feb. 11	vs. Indiana		1.0	1	0	0	0	2	0	0	0	0	0	0	0	9-0	0-0	0	0.00	15
Feb. 12	vs. Illinois		1.0	0	0	0	0	0	0	0	0	0	0	0	0	10-0	0-0	0	0.00	10
Feb. 17	VILLANOVA		1.0	0	0	0	0	2	0	0	0	0	0	0	0	8-0	0-0	0	0.00	8
Feb. 18	VILLANOVA	*	4.0	2	2	1	0	7	0	0	1	0	0	0	0	9-3	1-0	0	0.72	63
Feb. 22	UAB		1.0	1	1	1	0	0	0	0	1	0	0	0	0	10-1	1-0	0	1.31	11
<b>TOTALS</b>		<b>1</b>	<b>10.2</b>	<b>4</b>	<b>3</b>	<b>2</b>	<b>0</b>	<b>17</b>	<b>0</b>	<b>0</b>	<b>2</b>	<b>0</b>	<b>0</b>	<b>0</b>	<b>0</b>	<b>62-12</b>	<b>1-0</b>	<b>0</b>	<b>1.31</b>	<b>150</b>

LOWE'S OVERALL CAREER STATS

YEAR	ERA	W-L	APP	GS	CG	SHO	SV	IP	H	R	ER	BB	SO	2B	3B	HR	BF	BAVG	WP	HBP	BK	SFA	SHA
2021	1.48	13-11	30	26	15	3/1	1	165.2	130	42	35	28	179	24	1	9	650	.216	3	7	0	2	10
2022	2.81	9-3	29	19	4	3/2	5	92.1	77	44	37	19	129	10	1	16	383	.218	5	6	0	1	3
2023	1.31	1-0	7	1	0	0/4	0	10.2	4	3	2	0	17	0	0	2	38	.105	0	0	0	0	0
<b>TOTAL</b>	<b>1.93</b>	<b>23-14</b>	<b>66</b>	<b>46</b>	<b>19</b>	<b>6/7</b>	<b>6</b>	<b>268.2</b>	<b>211</b>	<b>89</b>	<b>74</b>	<b>47</b>	<b>325</b>	<b>34</b>	<b>2</b>	<b>27</b>	<b>1071</b>	<b>.212</b>	<b>8</b>	<b>13</b>	<b>0</b>	<b>3</b>	<b>13</b>

PLAYER CAPSULES



**ANNABELLE WIDRA** **66**

**UTILITY/RIGHT-HANDED PITCHER**

**So. | 5-7 | L/R**

**Hoover, Ala. | Michigan**

**SEASON HIGH**

4, vs. Indiana (2/11/23) AB 4, vs. Indiana (2/11/23)  
 2, vs. Illinois (2/12/23) R 2, vs. Illinois (2/12/23)  
 2 (3x), last vs. Austin Peay (2/17/23) H 2 (3x), last vs. Austin Peay (2/17/23)  
 1, vs. Austin Peay (2/17/23) 2B 1, vs. Austin Peay (2/17/23)  
 3B  
 1 (3x), last vs. UAB (2/22/23) HR 1 (3x), last vs. UAB (2/22/23)  
 3, vs. Illinois (2/12/23) RBI 3, vs. Illinois (2/12/23)

**CAREER HIGH**

2023 SEASON HIGHLIGHTS

Leads the country in strikeout-to-walk-ratio (0.00) and walks allowed per seven innings (0.00) ... also ranks seventh in the SEC in earned run average and home runs and ninth in home runs per game (.30) ... tossed a complete-game shutout, allowing just two hits and striking out 10 in Auburn's season opener vs. St. John's (2/10) ... Tiger Invitational All-Tournament Team

GAME BY GAME BATTING

DATE	OPPONENT	POS	AB	R	H	RBI	2B	3B	HR	BB	SB	CS	HBP	SAC	SF	GDP	K	PO	A	E	AVG	
Feb. 10	vs. St. John's	*P	0	0	0	0	0	0	0	0	0	0	0	0	0	0	0	0	2	0	0	.000
Feb. 10	vs. Fordham	PH	1	0	0	0	0	0	0	0	0	0	0	0	0	0	0	0	0	0	0	.000
Feb. 11	vs. Pitt	PH/3B	1	1	0	0	0	0	0	1	0	0	0	0	0	0	1	0	1	0	0	.000
Feb. 11	vs. Indiana	*3B	4	1	2	2	0	0	1	0	0	0	0	0	0	0	1	0	0	0	0	.333
Feb. 12	vs. Illinois	*3B	3	2	2	3	0	0	1	0	0	0	0	0	0	0	0	1	0	0	0	.444
Feb. 17	AUSTIN PEAY	*P/3B	3	0	2	0	1	0	0	0	0	0	0	0	0	0	1	0	0	0	0	.500
Feb. 18	VILLANOVA	3B	1	0	0	0	0	0	0	0	0	0	0	0	0	0	1	0	1	0	0	.462
Feb. 18	DAYTON	*P	1	0	1	0	0	0	0	0	1	0	0	0	0	0	0	0	0	0	0	.500
Feb. 19	AUSTIN PEAY	*3B/P	3	0	1	0	0	0	0	0	0	0	0	0	0	0	1	0	1	0	0	.471
Feb. 22	UAB	*3B/P	2	1	1	1	0	0	1	0	0	0	0	0	0	0	0	0	2	0	0	.474
<b>TOTALS</b>		<b>7gs</b>	<b>19</b>	<b>5</b>	<b>9</b>	<b>6</b>	<b>1</b>	<b>0</b>	<b>3</b>	<b>1</b>	<b>1</b>	<b>0</b>	<b>0</b>	<b>0</b>	<b>0</b>	<b>0</b>	<b>5</b>	<b>1</b>	<b>7</b>	<b>0</b>	<b>0</b>	<b>.474</b>

On Base Percentage .500 | Slugging Percentage 1.000

GAME BY GAME PITCHING

DATE	OPPONENT	GS	IP	H	R	ER	BB	SO	2B	3B	HR	WP	BK	HBP	IBB	SCORE	W-L	SV	ERA	NP
Feb. 10	vs. St. John's	*	7.0	2	0	0	0	10	0	0	0	0	0	0	0	6-0	1-0	0	0.00	80
Feb. 17	AUSTIN PEAY	*	3.0	1	1	0	0	4	0	0	0	0	0	0	0	11-1	2-0	0	0.00	51
Feb. 18	DAYTON	*	3.0	5	2	2	0	3	0	1	0	0	0	0	0	10-2	2-0	0	1.08	48
Feb. 19	AUSTIN PEAY		3.0	3	0	0	0	1	0	0	0	0	0	0	0	5-1	2-0	1	0.88	35
Feb. 22	UAB		1.0	1	0	0	0	2	0	0	0	0	0	0	0	10-1	2-0	1	0.82	17
<b>TOTALS</b>		<b>3</b>	<b>17.0</b>	<b>12</b>	<b>3</b>	<b>2</b>	<b>0</b>	<b>20</b>	<b>0</b>	<b>1</b>	<b>0</b>	<b>0</b>	<b>0</b>	<b>0</b>	<b>0</b>	<b>42-5</b>	<b>2-0</b>	<b>1</b>	<b>0.82</b>	<b>231</b>

WIDRA'S OVERALL CAREER STATS

YEAR	AVG	GP-GS	AB	R	H	2B	3B	HR	RBI	TB	SLG%	BB	HBP	SO	GDP	OB%	SF	SH	SB-ATT	PO	A	E	FLD%
2023	.474	9-6	19	5	9	1	0	3	6	19	1.000	1	0	5	0	.500	0	0	1-1	1	7	0	1.000
<b>TOTAL</b>	<b>.474</b>	<b>9-6</b>	<b>19</b>	<b>5</b>	<b>9</b>	<b>1</b>	<b>0</b>	<b>3</b>	<b>6</b>	<b>19</b>	<b>1.000</b>	<b>1</b>	<b>0</b>	<b>5</b>	<b>0</b>	<b>.500</b>	<b>0</b>	<b>0</b>	<b>1-1</b>	<b>1</b>	<b>7</b>	<b>0</b>	<b>1.000</b>

YEAR	ERA	W-L	APP	GS	CG	SHO	SV	IP	H	R	ER	BB	SO	2B	3B	HR	BF	BAVG	WP	HBP	BK	SFA	SHA
2023	0.82	2-0	5	3	1	1/0	1	17.0	12	3	2	0	20	0	1	0	64	.190	0	0	0	0	1
<b>TOTAL</b>	<b>0.82</b>	<b>2-0</b>	<b>5</b>	<b>3</b>	<b>1</b>	<b>1/0</b>	<b>1</b>	<b>17.0</b>	<b>12</b>	<b>3</b>	<b>2</b>	<b>0</b>	<b>20</b>	<b>0</b>	<b>1</b>	<b>0</b>	<b>64</b>	<b>.190</b>	<b>0</b>	<b>0</b>	<b>0</b>	<b>0</b>	<b>1</b>



PLAYER CAPSULES



**BRI ELLI**

**77**

**INFIELD**

**So. | 5-10 | R/R**

**Houston, Texas | Memorial**

**SEASON HIGH**

3 (5x), last vs. UAB (2/22/23) AB 4 (3x), last at Mercer (4/13/22)  
 1 (4x), last vs. UAB (2/22/23) R 2 (6x), last vs. Louisiana (5/20/22)  
 2 (3x), last vs. UAB (2/22/23) H 3, at Mercer (4/13/22)  
 1 (2x), vs. UAB (2/22/23) 2B 1 (10x), last vs. UAB (2/22/23)  
 3B 1, at Alabama State (4/27/22)  
 1 (2x), last vs. UAB (2/22/23) HR 2 (2x), last vs. Louisiana (5/20/22)  
 3, vs. Dayton (2/18/23) RBI 3 (5x), last vs. Dayton (2/18/23)

**CAREER HIGH**

2023 SEASON HIGHLIGHTS

Preseason All-SEC Team ... earned preseason player rankings from D1 Softball (No. 74), Softball America (No. 76), and Extra Inning Softball (No. 77) ... tabbed the No. 7 first baseman in the country by Extra Inning Softball ... also selected one of the top 10 sluggers of college softball by FloSoftball ... ranks fifth in the SEC in sacrifice flies ... ranks 10th among all active Division I players in career slugging percentage ... went 2-for-2 against Dayton (2/18), recording her first home run of the season and matching her career high in RBI ... knocked the go-ahead run in Auburn's comeback victory over Austin Peay (2/19) with an RBI single to right field ... Tiger Invitational All-Tournament Team

GAME BY GAME HITTING

DATE	OPPONENT	POS	AB	R	H	RBI	2B	3B	HR	BB	SB	CS	HBP	SAC	SF	GDP	K	PO	A	E	AVG
Feb. 10	vs. St. John's	*1B	2	0	0	0	0	0	0	0	0	0	0	0	0	0	0	2	0	0	.000
Feb. 10	vs. Fordham	*1B	3	0	0	0	0	0	0	0	0	0	0	0	0	0	1	0	0	0	.000
Feb. 11	vs. Pitt	*1B	2	0	1	2	1	0	0	1	0	0	1	0	0	0	0	5	0	0	.143
Feb. 11	vs. Indiana	*1B	2	0	1	1	0	0	0	0	1	0	1	0	1	0	0	1	0	0	.222
Feb. 12	vs. Illinois	*1B	3	0	0	0	0	0	0	0	0	0	0	0	0	0	1	0	0	0	.167
Feb. 17	AUSTIN PEAY	*1B	2	1	2	1	0	0	0	0	0	0	0	0	0	0	0	0	0	0	.286
Feb. 17	VILLANOVA	*1B	2	0	1	1	0	0	0	0	0	0	0	0	0	0	1	0	0	0	.312
Feb. 17	VILLANOVA	*1B	3	0	0	0	0	0	0	0	0	0	0	0	0	0	0	1	4	0	.263
Feb. 18	DAYTON	*1B	2	1	2	3	0	0	1	1	0	0	0	0	0	0	0	3	0	0	.333
Feb. 19	AUSTIN PEAY	*1B	3	1	1	1	0	0	0	0	0	0	0	0	0	0	0	4	0	1	.333
Feb. 22	UAB	*1B	3	1	2	2	1	0	1	0	0	0	0	0	0	0	0	7	0	0	.370
<b>TOTALS</b>		<b>11gs</b>	<b>27</b>	<b>4</b>	<b>10</b>	<b>11</b>	<b>2</b>	<b>0</b>	<b>2</b>	<b>2</b>	<b>1</b>	<b>0</b>	<b>2</b>	<b>0</b>	<b>1</b>	<b>0</b>	<b>4</b>	<b>26</b>	<b>0</b>	<b>1</b>	<b>.370</b>

On Base Percentage .438 | Slugging Percentage .667

ELLIS'S OVERALL CAREER STATS

YEAR	AVG	GP-GS	AB	R	H	2B	3B	HR	RBI	TB	SLG%	BB	HBP	SO	GDP	OB%	SF	SH	SB-ATT	PO	A	E	FLD%
2022	.302	56-55	149	32	45	8	1	20	49	115	.772	13	7	23	0	.378	3	0	2-2	251	11	3	.989
2023	.370	11-11	27	4	10	2	0	2	11	18	.667	2	2	4	0	.438	1	0	1-1	26	0	1	.963
<b>TOTAL</b>	<b>.313</b>	<b>67-66</b>	<b>176</b>	<b>36</b>	<b>55</b>	<b>10</b>	<b>1</b>	<b>22</b>	<b>60</b>	<b>133</b>	<b>.756</b>	<b>15</b>	<b>9</b>	<b>27</b>	<b>0</b>	<b>.387</b>	<b>4</b>	<b>0</b>	<b>3-3</b>	<b>277</b>	<b>11</b>	<b>4</b>	<b>.986</b>

PLAYER CAPSULES



**ROSE ROACH**

**99**

**INFIELD**

**So. | 5-6 | L/R**

**Elburn, Ill. | Kaneland**

**SEASON HIGH**

2 (2x), last vs. Austin Peay (2/17/23) \_\_\_\_\_ AB \_\_\_\_\_ 4 (3x), last at Kentucky (3/26/22)  
 1 (4x), last vs. Dayton (2/18/23) \_\_\_\_\_ R \_\_\_\_\_ 2 (2x), last vs. South Carolina (3/19/22)  
 \_\_\_\_\_ H \_\_\_\_\_ 2 (2x), last at Mercer (4/13/22)  
 \_\_\_\_\_ 2B \_\_\_\_\_ 1 (2x), last vs. Toledo (3/5/22)  
 \_\_\_\_\_ 3B \_\_\_\_\_  
 \_\_\_\_\_ HR \_\_\_\_\_  
 \_\_\_\_\_ RBI \_\_\_\_\_ 2, vs. North Carolina A&T (3/5/22)

**CAREER HIGH**

2023 SEASON HIGHLIGHTS

Ranks eighth in the SEC in stolen bases ... made her first start at third base in Auburn's season opener (2/10) ...


GAME BY GAME HITTING

DATE	OPPONENT	POS	AB	R	H	RBI	2B	3B	HR	BB	SB	CS	HBP	SAC	SF	GDP	K	PO	A	E	AVG
Feb. 10	vs. St. John's	*3B	2	1	0	0	0	0	0	0	0	0	0	0	0	0	0	2	0	0	.000
Feb. 10	vs. Fordham	*3B	1	0	0	0	0	0	0	1	1	0	0	0	0	0	0	3	0	2	.000
Feb. 11	vs. Pitt	*3B	0	0	0	0	0	0	0	0	0	0	0	0	0	0	0	0	1	0	.000
Feb. 11	vs. Indiana	SS	0	0	0	0	0	0	0	0	0	0	0	0	0	0	0	0	0	0	.000
Feb. 12	vs. Illinois	PR/SS	0	0	0	0	0	0	0	0	0	0	0	0	0	0	0	0	0	0	.000
Feb. 17	AUSTIN PEAY	PR/SS	2	1	0	0	0	0	0	0	0	0	0	0	0	0	2	0	2	2	.000
Feb. 17	VILLANOVA	PR	0	0	0	0	0	0	0	0	1	0	0	0	0	0	0	0	0	0	.000
Feb. 18	VILLANOVA	PR/SS	1	1	0	0	0	0	0	0	1	0	0	0	0	0	0	0	0	0	.000
Feb. 18	DAYTON	PR	0	1	0	0	0	0	0	0	1	0	0	0	0	0	0	0	0	0	.000
Feb. 22	UAB	SS	0	0	0	0	0	0	0	0	0	0	0	0	0	0	0	0	0	0	.000
<b>TOTALS</b>		<b>3gs</b>	<b>6</b>	<b>4</b>	<b>0</b>	<b>0</b>	<b>0</b>	<b>0</b>	<b>0</b>	<b>1</b>	<b>4</b>	<b>0</b>	<b>0</b>	<b>0</b>	<b>0</b>	<b>0</b>	<b>2</b>	<b>5</b>	<b>3</b>	<b>4</b>	<b>.000</b>

On Base Percentage .143 | Slugging Percentage .000

ROACH'S OVERALL CAREER STATS

YEAR	AVG	GP-GS	AB	R	H	2B	3B	HR	RBI	TB	SLG%	BB	HBP	SO	GDP	OB%	SF	SH	SB-ATT	PO	A	E	FLD%
2022	.271	35-11	48	12	13	2	0	0	5	15	.313	1	1	5	0	.300	0	0	2-3	17	22	5	.886
2023	.000	10-3	6	4	0	0	0	0	0	0	.000	1	0	2	0	.143	0	0	4-4	5	3	4	.667
<b>TOTAL</b>	<b>.241</b>	<b>45-14</b>	<b>54</b>	<b>16</b>	<b>13</b>	<b>2</b>	<b>0</b>	<b>0</b>	<b>5</b>	<b>15</b>	<b>.278</b>	<b>2</b>	<b>1</b>	<b>7</b>	<b>0</b>	<b>.281</b>	<b>0</b>	<b>0</b>	<b>6-7</b>	<b>22</b>	<b>25</b>	<b>9</b>	<b>.839</b>



00

Aspyn  
**GODWIN**  
C/OF | Gr.



2

Sydney  
**COX**  
UTL | Jr.



3

Icess  
**TRESVIK**  
UTL | So.



4

Emmah  
**ROLFE**  
RHP | Fr.



5

Lindsey  
**GARCIA**  
INF | Sr.



7

DENVER  
**BRYANT**  
INF | Jr.



9

Maddie  
**PENTA**  
RHP | Jr.



10

Makayla  
**PACKER**  
UTL | Jr.



11

Aubrie  
**LISENBY**  
C/INF | So.



12

Carlee  
**MCCONDICHIE**  
UTL | Sr.



13

Nelia  
**PERALTA**  
INF | So.



15

Skylar  
**ELKINS**  
C/UTL | Fr.



16

KK  
**MCCRARY**  
INF | Jr.



17

Maia  
**ENGELKES**  
INF | Sr.



18

Riley  
**MCMEMAR**  
INF | So.



20

Abbey  
**SMITH**  
OF | So.




22

Jessie  
**BLAINE**  
C | So.



23

Axe  
**MILANOWSKI**  
INF | Fr.



25

Kenadie  
**COOPER**  
OF | So.



31

Millie  
**ROBERTS**  
C/INF | Fr.



55

Shelby  
**LOWE**  
LHP | Jr.



66

Annabelle  
**WIDRA**  
UTL/RHP | So.



77

Bri  
**ELLIS**  
INF | So.




99

Rose  
**ROACH**  
INF | So.



HC

Mickey  
**DEAN**  
Sixth Season



AC

Eugene  
**LENTI**  
Fourth Season



AC

Emily  
**CAROSONE**  
Third Season



VC

Ken  
**BROOKE**  
First Season



DO

LEISA  
**LEE**  
Fourth Season