



2023 AUBURN SOFTBALL

#WarEagle | 16 All-Americans • Two SEC Tournament Championships • 2015, 2016 Women's College World Series

Softball Contact | Taylor Shirey • @taylor_shirey14 • trs0010@auburn.edu • (C) 334-750-0710

Auburn Athletics Communications | 392 South Donahue Drive • Auburn, AL 36830 • AuburnTigers.com • @AuburnSoftball

2023 SCHEDULE/RESULTS

Date	Opponent	Time/Network/Result
Feb. 10	! vs. St. John's	W, 6-0
Feb. 10	! vs. Fordham	W, 9-0 (6)
Feb. 11	! vs. Pitt	L, 7-8
Feb. 11	! vs. Indiana	W, 9-0
Feb. 12	! vs. Illinois	W, 10-0 (5)
Feb. 17	\$ AUSTIN PEAY	W, 11-1 (5)
Feb. 17	\$ VILLANOVA	W, 8-0 (5)
Feb. 18	\$ VILLANOVA	W, 9-3
Feb. 18	\$ DAYTON	W, 10-2 (5)
Feb. 19	\$ AUSTIN PEAY	W, 5-1
Feb. 22	UAB	5 p.m.
Feb. 24	^ MERRIMACK	3 p.m.
Feb. 24	^ BROWN	5:30 p.m.
Feb. 25	^ NORTH DAKOTA STATE	3 p.m.+
Feb. 25	^ MERRIMACK	5:30 p.m.+
Feb. 26	^ NORTH DAKOTA STATE	12 p.m.
March 1	at Troy	6 p.m.
March 3	& BOWLING GREEN	3 p.m.
March 3	& SOUTH ALABAMA	5:30 p.m.
March 4	& SOUTH ALABAMA	3 p.m.
March 4	& TENNESSEE TECH	5:30 p.m.
March 5	& BOWLING GREEN	2:30 p.m.+
March 8	* at Georgia Tech	1 p.m.
March 10	* at Georgia	5:30 p.m.
March 11	* at Georgia	11 a.m.=
March 12	* at Georgia	1 p.m.
March 17	% vs. Weber State	11 a.m.
March 17	% vs. Northwestern	1:30 p.m.
March 18	% vs. Northwestern	1:30 p.m.
March 18	% vs. Oklahoma	6:30 p.m.
March 19	% vs. Oklahoma	12:30 p.m.
March 25	* MISSOURI	6 p.m.+
March 26	* MISSOURI	5 p.m.=
March 27	* MISSOURI	6 p.m.=
March 29	at Samford	6 p.m.
Mar. 31	* OLE MISS	6 p.m.+
April 1	* OLE MISS	3 p.m.=
April 2	* OLE MISS	1 p.m.+
April 6	* at Florida	5 p.m.
April 7	* at Florida	5 p.m.
April 8	* at Florida	12 p.m.
April 12	TROY	6 p.m.+
April 14	* LSU	5 p.m.=
April 15	* LSU	1 p.m.+
April 16	* LSU	3 p.m. (2)
April 19	JACKSONVILLE STATE	6 p.m.+
April 21	* at Alabama	8 p.m.=
April 22	* at Alabama	3 p.m.=
April 23	* at Alabama	3 p.m. (2)
April 28	* at South Carolina	5 p.m.
April 29	* at South Carolina	1 p.m.
April 30	* at South Carolina	12 p.m.
May 3	ALABAMA STATE	6 p.m.+
May 5	* MISSISSIPPI STATE	5 p.m.+
May 6	* MISSISSIPPI STATE	3 p.m.+
May 7	* MISSISSIPPI STATE	11 a.m.=
May 10-14	# SEC Tournament	TBA
May 18-21	NCAA Regionals	TBA
May 25-28	NCAA Super Regionals	TBA
June 1-9	Women's College World Series	TBA

BOLD indicates home contest | All times listed in Central and subject to change

* - Southeastern Conference Game | ! - NFCA Leadoff Classic (Clearwater, Fla.)

\$ - Tiger Invitational (Auburn, Ala.) | ^ - Plainsman Invite (Auburn, Ala.)

& - Jane B. Moore Memorial (Auburn, Ala.)

% - Oklahoma Hall of Fame Classic (Oklahoma City, Okla.)

- SEC Tournament (Fayetteville, Ark.)

+ - SEC Network+ | = - SEC Network | (2) - ESPN2

UAB

AUBURN TIGERS

RECORD: 9-1 (0-0 SEC)

RANKINGS: #20 NFCA | #20 USA Softball | #18 DI Softball | #21 Softball America

HEAD COACH: Mickey Dean (Elon, 1987)

CAREER RECORD: 650-263 (17th Season)

RECORD AT AUBURN: 172-91 (6th Season)



UAB BLAZERS

RECORD: 7-4 (0-0 C-USA)

RANKINGS: NR NFCA | NR USA Softball | NR DI Softball | NR Softball America

HEAD COACH: AJ Daugherty (Alabama, 2008)

CAREER RECORD: 7-4 (1st Season)

RECORD AT UAB: 7-4 (1st Season)



FIRST PITCH

TELEVISION: NONE

LOCATION: Auburn, Alabama

STADIUM: Jane B. Moore Field (2,316)

TALENT:

RADIO: Auburn Sports Network
95.9 WTGZ or 99.9 WQNR

WEATHER FORECAST

WEDNESDAY: 80 Degrees - Partly Cloudy (20%)

LEADING OFF

- Opening its home slate at Jane B. Moore Field with an undefeated weekend, the Tigers continue their homestand with its first midweek tilt of the season, hosting UAB for '70s Night on the Plains.
- Auburn holds a 14-2 record against the Blazers, winning the last 11 contests. The two in-state opponents are facing off for the first time since the 2019 season.
- Slugging the first #BriBomb of her sophomore season, Bri Ellis has totaled 21 for her Auburn career. Ellis along with Godwin both lead the squad with 21 career home runs.
- Auburn's Nelia Peralta holds a .714 on-base percentage when leading off an inning. Peralta has successfully reached on 10 occasions, the fourth most by any batter in the SEC, with six hits and four walks.
- With help of four shutouts, Auburn's pitching staff leads the SEC with a 1.17 earned run average, which stands as the ninth lowest in the country. As a staff Auburn has allowed just 10 earned runs through 60 innings of work.
- Averaging a nation's best 14.3 strikeouts per seven innings, Maddie Penta leads the SEC and ranks second in the country with 55 strikeouts through the first two weekends of the regular season.
- Zeroing in on another coaching milestone, Mickey Dean is just 28 victories away from recording his 200th as the head coach of the Tigers.
- Striking out just one over her 29 at bats, Nelia Peralta ranks second in the Southeastern Conference behind just Missouri's Jenna Laird as the toughest batter in strike out.
- Seniors Lindsey Garcia and Carlee McCondichie enter Wednesday's midweek as the only two Tigers to have reached base safely in all 10 games to open the 2023 season.

BY THE NUMBERS

400

The nation's leader in strikeouts, Maddie Penta surpassed 400

career strikeouts and is just the fifth Tiger in program, history to do so.

5

Five of Auburn's nine victories have come via shutouts. Auburn is tied with Texas A&M for the SEC lead and rank fifth overall in the country for total shutouts.

27

Maddie Penta has not allowed an earned to score over 27.0 innings to open the 2023

season.

#WarEagle



AuburnTigers.com



@AuburnSoftball | @AuburnTigers



/AuburnSoftball
/AuburnTigers

TEAM SCHEDULE AND MEDIA AVAILABILITY » WEEK OF FEBRUARY 20-26

MONDAY Feb. 20	TUESDAY Feb. 21	WEDNESDAY Feb. 22	THURSDAY Feb. 23	FRIDAY Feb. 24	SATURDAY Feb. 25	SUNDAY Feb. 26
OFF DAY	PRACTICE 3:45 to 6:45 p.m.	GAME 5:00 p.m. vs. UAB	PRACTICE 3:45 to 6:45 p.m.	GAMES 3:00 p.m. vs. Merrimack 5:30 p.m. vs. Brown	GAMES 3:00 p.m. vs. North Dakota State 5:30 p.m. vs. Merrimack	GAME 12:00 p.m. vs. North Dakota State
NO MEDIA	MEDIA BY REQUEST	INTERVIEWS POSTGAME	MEDIA BY REQUEST	INTERVIEWS POSTGAME	INTERVIEWS POSTGAME	INTERVIEWS POSTGAME

AUBURN ATHLETICS COMMUNICATIONS

AUBURNTIGERS.COM

For updated game notes, statistics and latest information on Auburn softball and Auburn Athletics, visit AuburnTigers.com.

INTERVIEW POLICY

Coach Dean, assistant coaches and select student-athletes are available for interviews by contacting Taylor Shirey in the communications office. Media availabilities will be conducted in person at approximately 3 p.m. CT prior to Tuesday practices throughout the season unless otherwise specified. Specific interview request should be made at least 24 hours in advance to ensure availability. Additional requests will be granted based on student-athlete availability throughout the week.

Postgame interviews with Coach Dean and requested players will be conducted in-person following a brief cool-down period. Interview will be conducted out front of the Gregg E. Heim Player Development Center.

CREDENTIALS

Media members wishing to cover Auburn softball should contact Taylor Shirey at least 24 hours prior to each home contest. All credentials will be issued on a game-by-game basis. No passes will be issued in advance. Credentials will be available for pick up on game days at Media Will Call located at the main entrance of Jane B. Moore Field. Windows inside the press box will be open at all times, regardless of weather. Please dress accordingly. Limited field access will be granted for photography and videography.

GAME DAY / PRESS SERVICES

Press releases, statistics and game information will be available each week via AuburnTigers.com/Softball. Media members may request to be added to email lists to automatically receive up-to-date information on Auburn softball. Notes and statistics will be available digitally. A limited number of printed copies of game notes, statistics, lineups and final box scores will be available on game days. Wireless internet is available in the press box. Contact Taylor Shirey for password information. Video highlights will also be posted to ImagenCloud.

VIDEO SERVICES

FTP feeds of selected Auburn softball highlights are available for the media. A number of studio and satellite services may be arranged for electronic media by emailing T.J. Johnson at tdj0023@auburn.edu.

PHOTOGRAPHY

For photos of Auburn softball or Auburn Athletics, contact Taylor Shirey via email at trs0010@auburn.edu. Credentials to shoot Auburn softball will be issued to only accredited photographers on assignment. Photographers may only shoot in the designated areas.

QUICK FACTS

UNIVERSITY INFORMATION

City _____ Auburn, Ala.
 Founded _____ 1856
 Enrollment _____ 31,526
 Nickname _____ Tigers
 Colors _____ Burnt Orange & Navy Blue
 Affiliation _____ NCAA Division I
 Conference _____ Southeastern (SEC)
 Stadium (Capacity) _____ Jane B. Moore Field (2,316)
 President _____ Dr. Christopher B. Roberts
 Athletics Director _____ John Cohen

TEAM INFORMATION

Letterwinners Returning/Lost _____ 18/6
 Starters Returning/Lost _____ 9/0
 Pitchers Returning/Lost _____ 2/2
 Newcomers _____ 7
 2022 Overall Record _____ 40-17
 2022 Conference Record/Finish _____ 11-13/10th

PROGRAM HISTORY

First Year of Softball _____ 1997
 All-Time Record _____ 938-603-2 (.609)
 at Jane B. Moore Field (1998-Present) _____ 521-206-1 (.716)
 at AU City Complex (1997-98) _____ 18-18 (.500)
 Total Home Record _____ 539-224-1 (.706)
 All-Time SEC Record _____ 319-357 (.472)
 SEC Tournament Appearances _____ 21
 SEC Tournament Record _____ 21-26 (.447)
 NCAA Tournament Appearances _____ 17
 NCAA Tournament Record _____ 34-36 (.486)

STAFF INFORMATION

Head Coach _____ Mickey Dean (Elon, 1987)
 Career Softball Record _____ 650-263 (.712) / 17th Season
 Record at Auburn _____ 172-91 (.654) / 6th Season
 Assistant Coach _____ Eugene Lenti
 Assistant Coach _____ Emily Carosone
 Volunteer Assistant _____ Ken Brooke
 Video Analyst _____ Wayne Pettry
 Director of Operations _____ Leisa Lee

MEDIA INFORMATION

Associate AD/Communications _____ Kirk Sampson
 Assistant Director/Softball Contact _____ Taylor Shirey
 Email _____ trs0010@auburn.edu
 Phone _____ 334-750-0710
 Mailing Address _____ Auburn Athletics Complex
 _____ 392 S. Donahue Dr.
 Website _____ AuburnTigers.com
 Facebook _____ Facebook.com/AuburnSoftball
 Twitter/Instagram _____ @AuburnSoftball

GAMEDAY EXPERIENCE: JANE B. MOORE FIELD

» Jane B. Moore Field enters its 25th season hosting the Auburn softball program. On April, 26, 2003, the Auburn Softball Complex was renamed Jane B. Moore Field in honor of Dr. Jane Moore who served more than 20 years as a member of Auburn's Committee on Intercollegiate Athletics. The complex holds dimensions of 201 feet at the corners and 220 feet in straight-away center field.



2023 ROSTER

NUMERICAL ROSTER

No.	Name	Pos.	Ht.	B/T	Year	Hometown (High School/Previous School)
00	Aspyn Godwin	C/OF	5-8	R/R	Gr.	Silverhill, Ala. (Daphne)
2	Sydney Cox	UTL	5-3	L/R	Jr.	Asheboro, N.C. (Asheboro)
3	Icess Tresvik	UTL	5-9	R/R	So.	Wilmington, N.C. (North Carolina A&T)
4	Emmah Rolfe	RHP	5-10	R/R	Fr.	Madison, Ala. (Bob Jones)
5	Lindsey Garcia	INF	5-5	R/R	Sr.	Coral Springs, Fla. (Coral Springs Charter)
7	Denver Bryant	INF	5-6	R/R	Jr.	Albany, Ga. (Dougherty)
9	Maddie Penta	RHP	6-2	R/R	Jr.	Chesapeake City, Md. (Bohemia Manor)
10	Makayla Packer	UTL	5-8	R/R	Jr.	Chattanooga, Tenn. (Baylor School)
11	Aubrie Lisenby	C/INF	5-7	R/R	So.	Huntsville, Ala. (Bob Jones)
12	Carlee McCondichie	UTL	5-7	L/R	Sr.	Birmingham, Ala. (Gardendale)
13	Nelia Peralta	INF	5-6	R/R	So.	Wellington, Fla. (Wellington)
15	Skylar Elkins	C/UTL	5-8	R/R	Fr.	Locust Grove, Ga. (Locust Grove)
16	KK McCrary	INF	5-8	R/R	Jr.	Murfreesboro, Tenn. (Tennessee)
17	Maia Engelkes	INF	5-11	R/R	Sr.	Sioux Falls, S.D. (Harrisburg)
18	Riley McNemar	INF	5-5	R/R	So.	Galena, Kan. (Galena)
20	Abbey Smith	OF	5-8	L/R	So.	Austin, Texas (James Bowie)
22	Jessie Blaine	C	5-10	R/R	So.	Wentzille, Mo. (St. Dominic)
23	Axe Milanowski	INF	5-6	R/R	Fr.	Dothan, Ala. (Houston Academy)
25	Kenadie Cooper	OF	5-7	R/R	So.	Newnan, Ga. (East Coweta)
31	Millie Roberts	C/INF	5-7	R/R	Fr.	Owensboro, Ky. (Davies County)
55	Shelby Lowe	LHP	5-9	R/L	Jr.	Carrollton, Ala. (Pickens Academy)
66	Annabelle Widra	UTL/RHP	5-7	L/R	So.	Hoover, Ala. (Michigan)
77	Bri Ellis	INF	5-10	R/R	So.	Houston, Texas (Memorial)
99	Rose Roach	INF	5-6	L/R	So.	Elburn, Ill. (Kaneland)

ALPHABETICAL ROSTER

No.	Name	Pos.
22	Jessie Blaine	C
7	Denver Bryant	INF
25	Kenadie Cooper	OF
2	Sydney Cox	UTL
15	Skylar Elkins	C/UTL
77	Bri Ellis	INF
17	Maia Engelkes	INF
5	Lindsey Garcia	INF
00	Aspyn Godwin	C/OF
11	Aubrie Lisenby	C/INF
55	Shelby Lowe	LHP
12	Carlee McCondichie	UTL
16	KK McCrary	INF
18	Riley McNemar	INF
23	Axe Milanowski	INF
10	Makayla Packer	UTL
9	Maddie Penta	RHP
13	Nelia Peralta	INF
99	Rose Roach	INF
31	Millie Roberts	C/INF
4	Emmah Rolfe	RHP
20	Abbey Smith	OF
3	Icess Tresvik	UTL
66	Annabelle Widra	UTL/RHP

COACHING STAFF

- HEAD COACH | MICKEY DEAN (SIXTH SEASON)
- ASSISTANT COACH | EUGENE LENTI (FOURTH SEASON)
- ASSISTANT COACH | EMILY CAROSONE (THIRD AS AST. COACH | FIFTH OVERALL)
- VOLUNTEER ASSISTANT COACH | KEN BROOKE (FIRST AS VOLUNTEER | SECOND OVERALL)
- VIDEO ANALYST | WAYNE PETTRY (FIRST SEASON)
- DIRECTOR OF OPERATIONS | LEISA LEE (FOURTH SEASON)
- GRADUATE ASSISTANT | SIERRA EASTER WOOD (FIRST SEASON)
- GRADUATE ASSISTANT | OLIVIA LESSMANN (FIRST SEASON)

SUPPORT STAFF

- SPORT ADMINISTRATOR | CASEY PAGE
- ATHLETIC TRAINER | LORA FUHRMANN
- STRENGTH & CONDITIONING | BRYAN "PK" KARKOSKA
- COMMUNICATIONS | TAYLOR SHIREY
- MARKETING & FAN ENGAGEMENT | CIARA GRESHAM
- VIDEO CONTENT SPECIALIST | T.J. JOHNSON

BY CLASS

FRESHMEN (4)

Skylar Elkins, Axe Milanowski, Millie Roberts, Emmah Rolfe

SOPHOMORES (10)

Jessie Blaine, Bri Ellis, Kenadie Cooper, Aubrie Lisenby, Nelia Peralta, Riley McNemar, Rose Roach, Abbey Smith, Icess Tresvik, Annabelle Widra

JUNIORS (6)

Denver Bryant, Sydney Cox, Shelby Lowe, KK McCrary, Makayla Packer, Maddie Penta

SENIORS (3)

Maia Engelkes, Lindsey Garcia, Carlee McCondichie

GRADUATE STUDENTS (1)

Aspyn Godwin

PRONUNCIATION GUIDE

- KENADIE Cooper _____ ken-a-dee
- MAIA ENGELKES _____ MY-uh INGLE-keys
- ASPYN Godwin _____ AS-pen
- Aubrie LISENBY _____ liz-IN-bee
- Carlee MCCONDICHIE _____ muh-con-da-SHE
- KK MCCRARY _____ ma-CARE-ee
- Riley MCNEMAR _____ mick-KNEE-mer
- Axe MILANOWSKI _____ mil-an-OW-ske
- NELIA Peralta _____ NELL-ee-uh
- ICESS Tresvik _____ EYE-sis
- Annabelle WIDRA _____ WEE-dra

INSIDE THE MATCHUP

AUBURN	VALUE
Batting Average	.364
Hits	94
Runs per Game	8.4
Extra-Base Hits	27
RBI	74
Slugging Percentage	.593
On-Base Percentage	.456
Stolen Bases	22-24

ERA	1.17
Shutouts	5
Walks	9
Strikeouts	95
Batting Average Against	.185
Fielding Percentage	.960

UAB	VALUE
Batting Average	.292
Hits	82
Runs per Game	5.0
Extra-Base Hits	20
RBI	46
Slugging Percentage	.413
On-Base Percentage	.361
Stolen Bases	15-20

ERA	2.80
Shutouts	1
Walks	12
Strikeouts	57
Batting Average Against	.258
Fielding Percentage	.956

SERIES HISTORY

UAB	14-2 (.875)
7-2 H • 6-0 A • 1-0 N	

DATE	SITE	RESULT	SCORE
Feb. 8, 2000	Auburn, Ala.	W	7-3
Feb. 18, 2000	Auburn, Ala.	L	5-4
April 18, 2000	Auburn, Ala.	W	7-3
March 9, 2001	Auburn, Ala.	W	6-2
Feb. 25, 2003	Auburn, Ala.	L	4-0
March 26, 2003	Auburn, Ala.	W	5-2
Feb. 17, 2004	Birmingham, Ala.	W	4-3
Feb. 16, 2005	Auburn, Ala.	W	14-0
Feb. 27, 2005	Auburn, Ala.	W	8-1
Feb. 21, 2006	Birmingham, Ala.	W	8-0
Feb. 18, 2007	Auburn, Ala.	W	5-1
Feb. 6, 2015	Auburn, Ala.	W	11-2 (5)
April 8, 2015	Auburn, Ala.	W	10-6
April 13, 2016	Birmingham, Ala.	W	8-1
Feb. 14, 2019	Auburn, Ala.	W	9-0 (5)
Feb. 17, 2019	Auburn, Ala.	W	11-3 (5)

PROBABLE AUBURN STARTERS

POS.	NO.	NAME	CL.	B/T	AVG.	GP-GS	AB	R	H	2B	3B	HR	RBI	SLG%	OB%
C	00	Aspyn Godwin	Gr.	R/R	.364	10-8	22	6	8	1	0	3	10	.818	.391
1B	77	Bri Ellis	So.	R/R	.333	10-10	24	3	8	1	0	1	9	.500	.414
2B	12	Carlee McCondie	Sr.	L/R	.500	10-10	28	8	14	0	1	0	6	.571	.531
3B	66	Annabelle Widra	So.	L/R	.471	9-6	17	4	8	1	0	2	5	.882	.500
SS	13	Nelia Peralta	So.	R/R	.517	10-10	29	8	15	0	2	2	8	.862	.622
LF	2	Sydney Cox	Jr.	R/R	.000	9-5	9	2	0	0	0	0	2	.000	.400
CF	3	Icess Tresvik	So.	R/R	.286	9-7	14	5	4	0	0	3	5	.500	.167
RF	5	Lindsey Garcia	Jr.	R/R	.464	10-10	28	12	13	3	0	2	11	.786	.516
DP	22	Jessie Blaine	So.	R/R	.391	10-8	23	4	9	0	1	1	6	.609	.500

POS.	NO.	NAME	CL.	ERA	W-L	APP-GS	CG-SHO	SV	IP	H	R	ER	BB	SO	AVG.
RHP	9	Maddie Penta	Jr.	0.00	6-0	7-5	0-0	0	27.0	14	1	0	5	55	.144
RHP	66	Annabelle Widra	So.	0.88	2-0	4-3	1-1	1	16.0	11	3	2	0	18	.186

LHP	55	Shelby Lowe	Jr.	0.72	1-0	6-1	0-0	0	9.2	3	2	1	0	17	.088
RHP	4	Emmah Rolfe	Fr.	5.25	0-0	3-0	0-0	0	5.1	9	5	4	3	3	.409
RHP	3	Icess Tresvik	So.	10.50	0-1	2-1	0-0	0	2.0	4	4	3	0	2	.400

2023 AUBURN HONOR ROLL

BRI ELLIS, SO., INF

- Tiger Invitational All-Tournament Team
- Preseason All-SEC Team
- Preseason D100 Player Rankings [No. 74]
- Extra Elite 100 Player Rankings [No. 77]
- Softball America Preseason College Top 100 [No. 76]
- D1 Softball Position Rankings - First Base [No. 5]
- Extra Elite 100 Position Rankings - First Base [No. 7]
- FloSoftball Top 10 Sluggers

LINDSEY GARCIA, SR., INF

- Tiger Invitational All-Tournament Team

SHELBY LOWE, JR., LHP

- Preseason D100 Player Rankings [No. 62]

MADDIE PENTA, JR., RHP

- Tiger Invitational All-Tournament Team
- SEC Pitcher of the Week [Feb. 13]
- NFCA Leadoff Classic All-Tournament Team
- Preseason All-SEC Team
- USA Softball Collegiate Player of the Year Watch List
- Preseason D100 Player Rankings [No. 37]
- Extra Elite 100 Player Rankings [No. 47]
- Softball America Preseason College Top 100 [No. 61]
- D1 Softball Position Rankings - Pitcher [No. 13]
- Extra Elite 100 Position Rankings - Pitcher [No. 14]

NELIA PERALTA, SO., INF

- Tiger Invitational All-Tournament Team

ANNABELLE WIDRA, SO., UTL/RHP

- Tiger Invitational All-Tournament Team

PLAYER TO WATCH: MADDIE PENTA

>> Not allowing an earned run to score over the first two weekends of the season, Maddie Penta leads the nation in earned run average, strikeouts and strikeouts per seven innings. With 55 strikeouts to open her junior campaign, Penta is just the fifth Tiger in program history to surpass 400 career strikeouts. She currently stands 10th in school history with 39 career wins in the circle.



NOTEBOOK

FIRST PITCH

» Following an undefeated weekend to open its home slate and extend its win streak to seven straight, Auburn continues a lengthy homestand with its first midweek of the regular season, hosting UAB for 70's Night at Jane B. Moore Field. First pitch is slated for 5 p.m. CT.
 » Due to a conflict with Auburn's men's basketball, Wednesday's midweek will not be stream; however, fans will have the option to listen to the broadcast on the Auburn Sports Network.

INSIDE THE SERIES: UAB

AUSTIN PEAY
 » A familiar foe in the past, Auburn is facing UAB on the softball diamond for the first time since 2019. The Tigers lead the all-time series with a 14-2 overall record, that features a 7-2 mark at Jane B. Moore Field.
 » Auburn has won the last 11 contests with its last loss to the Blazers coming on Feb. 25, 2003 as UAB shut out Auburn 4-0. Both of Auburn's losses in the all-time series have come on the Plains.

PENTA POISED TO REWRITE RECORD BOOK

» Opening her junior campaign right where she left off, Maddie Penta continues to build her legacy as one of the best pitchers to ever wear the Orange and Blue.
 » In her second weekend in the circle, Penta's has still yet to allow an earned run to score and boasted an undefeated 6-0 record in the circle. Penta's early performance has her on top of not only the SEC leader board but also leading the country in multiple categories.

MADDIE PENTA'S 2023 SEC NUMBERS

1st	Earned Run Average	0.00*
1st	Strikeouts	55
1st	Victories	6
1st	Strikeouts per Seven Innings	14.3*
6th	Hits Allowed per Seven Innings	3.63
11th	Strikeout-to-Walk Ratio	11.00
11th	Walks Allowed per Seven Innings	1.30

*Also leads all of NCAA Division I

» Penta also enters the midweek ranked 21st among all active NCAA Division I pitchers in career earned run average, 27th in strikeouts and 46th in winning percentage.
 » Along with her meteoric rise as one of the top pitchers in league, Penta solidified herself as one of the most dominating pitchers Auburn has seen in over a decade. Last season, Penta recorded the most strikeouts by any Tiger since 2010 and was just the seventh Tiger in program history to hit 250+ strikeouts in a season. Over the 2023 opening weekend, Penta surpassed 400 career strikeouts, becoming just the fifth pitcher in program history to hit the milestone.
 » Etching her name on the freshman, sophomore and single-season record books, Penta enters the midweek with her name already on the top 10 in numerous career rankings. She needs just 40.0 additional innings of work to qualify for certain career categories (earned run average, strikeouts per seven innings, etc.)

MADDIE PENTA IN AUBURN RECORD BOOK

FRESHMAN RECORDS

5th	Strikeouts	105
-----	------------	-----

SOPHOMORE RECORDS

1st	Strikeouts	269
3rd	Earned Run Average	1.76
5th	Innings Pitched	195.0

SEASON RECORDS

1st	Starts	35
4th	Wins	24
4th	Most Strikeouts per Seven Innings	9.66
5th	Lowest Opponent Batting Average	.181
5th	Strikeouts	269
6th	Strikeouts Looking	57
7th	Combined Shutouts	6
9th	Innings Pitched	195.0
10th	Complete Games	15

CAREER RECORDS

5th	Strikeouts	429
16th	Combined Shutouts	11
9th	Strikeouts Looking	86
10th	Wins	39
12th	Starts	60
14th	Complete Games	21
15th	Innings Pitched	310.0

SETTING THE TABLE: PERALTA THRIVING IN LEADOFF SPOT

» Finding her groove in the top spot of the lineup, Nelia Peralta has been racking up the base hits early this season. The shortstop ranks second in the SEC in total hits (15), triples (2), triples per game (.20) and ranks second as the toughest batter in the league to strike out.
 » On top of those impressive numbers, Peralta also ranks in the top 10 in the SEC in total bases (25), batting average (.517), on base percentage (.622), slugging percentage (.862) and walks per game (.80).
 » Peralta's ability to get on base has been extremely impressive when leading off an inning, Peralta holds a .714 on-base percentage when leading off an inning, reaching successful a total of 10 times. The mark is the third highest by any hitter in the SEC.

NAME	TEAM	H	BB	HBP	RCH	OBP
Macy Graf	Mississippi St.	7	2	2	11	0.786
Kiki Milloy	Tennessee	8	2	1	11	0.733
Nelia Peralta	Auburn	6	4	0	10	0.714
Jenna Laird	Missouri	7	2	0	9	0.562
Koko Wooley	Texas A&M	3	6	0	9	0.500

RANKINGS ROUND-UP: AUBURN TRENDS UPWARD AFTER UNDEFEATED HOME OPENER

» Opening its home slate with five wins to sweep the Tiger Invitational, Auburn softball trended upward in three of the four major polls in the second release of the season, extending Auburn's streak of being ranked by at least one major poll to 17 straight weeks.
 » Auburn moved up one spot to No. 20 in both the USA Today/NFCA Coaches Poll and the ESPN.com/USA Softball Top 25. The Tigers saw its biggest jump, moving five spots to No. 18 in the latest D1 Softball

Top 25.

» The Tigers held steady at No. 21 for the second week in a row in this week's Softball America Top 25.

PENTA CLAIMS FIRST SEC PITCHER OF THE WEEK HONOR OF 2023

» Combining for three shutout victories and closing opening weekend as the conference leader in strikeouts, Maddie Penta's junior season picked up right where she left off as her effort were celebrated with Southeastern Conference Pitcher of the Week honors.
 » Penta has won five SEC weekly honors over her career. This marks her second SEC Pitcher of the Week selection after winning the award in March of 2022.
 » The Chesapeake City, Maryland, native combined with Shelby Lowe to record three of Auburn's four shutouts over opening weekend. Penta was the pitcher of record for all three of starts, opening her junior campaign with a 3-0 mark. Penta has not allowed a run to score in 17.1 consecutive innings, dating back to the 2022 season.
 » Over 15 innings of work in Clearwater, Penta scattered eight hits to hold opponents to a .145 average at the plate. The right-hander issued just three walk and one hit by pitch over her three appearances in the circle. Behind double-digit strikeout efforts against Fordham and Indiana, Penta closed opening weekend with 31 strikeouts. Penta was also named to the NFCA Leadoff Classic All-Tournament after helping the Tigers to a 4-1 mark over opening week.

BOMBS AWAY

» Getting back in the swing of things during its first weekend at Jane B. Moore Field, Auburn slugged eight home runs on its home turf to bring its total to 14 in the early weeks of the 2023 season.
 » So far this season, seven different Tigers have delivered with a long ball with five total Tigers slugging multiple home runs. Auburn currently ranked tied for third in the SEC in total home runs with both Texas A&M and Florida. Georgia and Arkansas hold the SEC lead with 16.
 » Ellis led the team and ranked third in the SEC a season ago with 20 home runs to surpass Kasey Cooper (2014) for the program's freshman home run record. Ellis also finished tied for second in single-season history for home runs.
 » Taking down one Cooper record over the course of her freshman campaign, Ellis will need to slug 18 additional home runs in 2023 to take down the program's sophomore record held by Cooper. With one season under her belt, Ellis already stands in a tie for the 18th most home runs hit in a individual career with fellow teammate Aspyrn Godwin.

RECORD WATCH: CAREER HOME RUNS

10.	Alyssa Rivera (2017-21)	30
11.	Kyndall White (2008-11)	28
12.	Morgan Estell (2011-15)	23
	Ashley Griffin (2003-06)	23
	Haley Fagan (2014-17)	23
	Sara Dean (2002-05)	23
	Tatiana Fernandez (2006-09)	23
	Tannon Snow (2017-20)	23
18.	Paige Jones (2002-05)	21
	Bri Ellis (2022-Pr.)	21
	Aspyrn Godwin (2019-Pr.)	21

SCORE BY INNING

	1st	2nd	3rd	4th	5th	6th	7th	EXTRAS	Total
AUBURN	17	18	18	15	5	6	5	0	84
OPONENTS	3	10	1	0	0	0	1	0	15

NOTEBOOK

WATCH THIS: PRESEASON PENTA MAKES COLLEGIATE PLAYER OF THE YEAR WATCH LIST

» Coming off one of the most dominating Tiger pitching performances in over a decade, Maddie Penta's preseason hype is off the charts and features a coveted spot on the watch list for USA Softball Collegiate Player of the Year.

» Penta was one of 18 student-athletes from the Southeastern Conference to be tabbed to the watch list, which is comprised of 50 student-athletes across Division I softball. She is the first Tiger to earn a watch list spot since Samantha Yarbrough earned the honor to begin the 2021 season.

» The top-25 finalists for the 2023 USA Softball Collegiate Player of the Year Award will be announced on Wednesday, April 19. The top-10 finalists will be announced Wednesday, May 3 before the unveiling of the top three on Wednesday, May 17. The 2023 USA Softball Collegiate Player of the Year will be announced prior to the NCAA Women's College World Series.

THE HYPE IS REAL: PRESEASON ALL-SEC TOPS HONORS FOR RETURNING PENTA AND ELLIS

» After turning in All-SEC performances a season ago, Bri Ellis and Maddie Penta enter their 2023 campaigns with a chip on their shoulders and Preseason All-SEC Team honors to boast.

The Preseason All-SEC Softball Team is voted on by the league's head coaches and consists of a minimum of 21 student-athletes. No ties are broken.

» The dynamic duo of Penta and Ellis has garnered recognition throughout the preseason with overall and position rankings from national publications of D1 Softball, Softball America and Extra Inning Softball.

BRI SZN HONORS

Preseason All-SEC Team

Preseason D100 Player Rankings [No. 74]

Extra Elite 100 Player Rankings [No. 77]

Softball American Preseason College Top 100 [No. 76]

D1 Softball Preseason Power Rankings - First Base [No. 5]

Extra Elite 100 Preseason Rankings - First Base [No. 7]

FloSoftball Top 10 Sluggers

PRESEASON PENTA

USA Softball Collegiate Player of the Year Watch List

Preseason All-SEC Team

Preseason D100 Player Rankings [No. 37]

Extra Elite 100 Player Rankings [No. 47]

Softball American Preseason College Top 100 [No. 61]

D1 Softball Preseason Power Rankings - Pitcher [No. 13]

Extra Elite 100 Preseason Rankings - First Base [No. 14]

» Penta returns to the circle after leading the SEC in wins (24), innings pitched (195.0) and earned run average (1.76). The right-handed finished second in the league with 269 strikeouts to become just the seventh pitcher in program history to record 250+ strikeouts in a season. Penta went on the set the sophomore strikeout record.

» Bringing the power to the plate, 20 of Ellis's 45 hits went for extra bases as she led all freshmen and finished third overall in the SEC with 20 home runs a mark that broke All-American Kasey Cooper's freshman record. Adding eight doubles and a triple to her power numbers, Ellis closed the season tied for fifth in Auburn single-season history with a .772 slugging percentage. The mark is the seventh highest slugging clip among SEC hitters. She led the team with 49 RBI and added 32 runs scored.

MS. STEAL YOUR BASE - UPDATE

» The speedster is returning for her junior campaign ready to wreck havoc on the bases. Makayla Packer led the team last season with 21 steals on 25 attempts. Packer finished seventh overall in the league in total steals while finishing sixth with an average of 0.42 stolen bases per game.

» After recording the second most steals by a Tiger freshman in her debut season, Packer shattered the program's sophomore record for steals, surpassing Shannon Anderson's record of 19 that had stood since 2003. Her steals total last season stood tied for third in a single

season at Auburn.

» Packer enters her junior season with the program's highest career stolen base percentage (.884) while ranking in the top five in program history for career steals. The speedster was a perfect 16-for-16 in steals as a freshman, setting the program's single-season record for stolen base percentage.

RECORD WATCH: CAREER STOLEN BASES

1.	Shannon Anderson (2002-04)	73 (73-83)
2.	Victoria Draper (2014-18)	56 (56-64)
3.	Alyssa Rivera (2017-21)	42 (42-52)
	Ashley Griffin (2003-06)	42 (42-52)
5.	Makayla Packer (2021-Pr.)	38 (38-43)

PACK THE PLAINS

» With its first weekend of home games under its belt, Auburn has already set the standard as being one of the toughest environments for visiting teams as fans battled cold weather to cheer on the Tigers at the Tiger Invitational.

» Auburn currently ranks ninth in the country in accumulated attendance with a mark of 7,941 through five home dates. The total is good for fifth in the SEC.

» The Tigers currently average 1,588 fans per home contest, the seventh highest average in the country and fifth overall in the SEC.

AT THE HELM: DEAN ENTERS SIXTH SEASON ON THE PLAINS

» Head coach Mickey Dean enters his sixth season on the Plains. Dean has guided to several firsts during his tenure, adding to his lofty coaching resume in the process.

» The 2022 season saw Dean guide the Tigers to the program's 900th victory behind a run-rule performance at Jacksonville State and record the second 40-win season in his tenure on the Plains.

» During his tenure on the Plains, Mickey Dean continues to overhaul the program's culture to return to the Tigers back to the top of the SEC and gathered a long list of honors and firsts along the way:

MICKY DEAN AUBURN HIGHLIGHTS

- The 15 straight wins to open the season were the most in SEC history among first-year head coaches.
- 500th Career Coaching Victory: Auburn 7, Western Illinois 0 on March 4, 2018.
- Auburn's 800th Program Win: Auburn 2, Kennesaw State 1 on April 4, 2018.
- All five members of the 2019 senior class was drafted in the 2019 National Pro Fastpitch Draft.
- Kendall Veach became program's 16th All-American (Softball America).
- 100th Victory at Auburn: Auburn 5, No. 19 South Carolina, 4 on Feb. 20, 2021.
- A program-record five SEC Freshman of the Week honors in 2021.
- 600th Career Coaching Victory: Auburn 3; Ole Miss 1 on April 25, 2021.
- First Auburn freshman pitcher in program history to earn All-SEC honors (Shelby Lowe)
- Program record four freshmen named to the 2021 SEC All-Freshman Team
- Auburn's 900th Program Win: Auburn 10, Jacksonville State 0 on Feb 23, 2022.
- Maddie Penta earned the program's first NFCA/Division National Pitcher of the Week honor on March 9, 2022.
- Bri Ellis becomes the first Auburn Tiger to win SEC Freshman of the Year in 20 years and the first to win the award outright.
- Maddie Penta becomes first Auburn pitcher to earn NFCA First Team All-Region honors

HOME SWEET HOME

» The friendly confines of Jane B. Moore Field has been torturous for opponents during Mickey Dean's tenure at the helm.

» Auburn has won at least 18 games at home in four of Dean's five seasons on the Plains, excluding the shortened 2020 season. The Tigers went 11-2 at home before the season was suspended in March

due to the COVID-19 pandemic. Auburn is currently undefeated at Jane B. Moore Field with a perfect 5-0 record.

» Dean holds the second-highest winning percentage in home games by a head coach in program history.

CAREER WINNING PERCENTAGE AT HOME

1.	Clint Myers	.877	(122-17)
2.	Mickey Dean	.804	(115-28)
3.	Tina Deese	.643	(259-144)

MILESTONE TRACKER

MILESTONE	PLAYER	HAS	NEEDS
450 Strikeouts	Maddie Penta	429	21
350 Strikeouts	Shelby Lowe	325	25
100 Hits	Sydney Cox	71	29
100 Hits	Lindsey Garcia	88	12
100 Hits	Carlee McCondichie	76	24
100 Hits	Makayla Packer	75	25
40 Victories	Maddie Penta	39	1
40 Stolen Bases	Makayla Packer	38	2
30 Home Runs	Bri Ellis	21	9
30 Home Runs	Aspyn Godwin	21	9

CAREER RECORD WATCH

HIGHEST STOLEN BASE PCT. (MIN. 30 ATTEMPTS)

1.	.884	Makayla Packer (38-43)	2021-Pr.
2.	.880	Shannon Anderson (73-83)	2002-04

TRIPLES

3.	6	Kendall Veach	2016-19
	6	Carlee Wallace	2015-17
	6	Lauren Guzman	2009-12
6.	5	Aspyn Godwin	2019-Pr.
	5	SIX ADDITIONAL STUDENT-ATHLETES TIED	

SACRIFICE FLIES

2.	9	Tannon Snow	2017-20
	9	Courtney Shea	2015-18
	9	Sara Dean	2002-05
5.	8	Lindsey Garcia	2020-Pr.
	8	THREE ADDITIONAL STUDENT-ATHLETES TIED	

STOLEN BASES

2.	56	Victoria Draper (56-64)	2014-18
3.	42	Alyssa Rivera (42-52)	2017-21
	42	Ashley Griffin (42-52)	2003-06
5.	38	Makayla Packer (38-43)	2021-Pr.

WINS

8.	45	Beth DiPietro (45-17)	2004-06
9.	43	Angel Bunner (43-21)	2009-12
10.	39	Maddie Penta (39-19)	2021-23

SAVES

7.	7	Mary Petrie	1998-01
8.	6	Shelby Lowe	2021-Pr.
	6	Angel Bunner	2008-12
	6	Rachael Walters	2015-16
	6	Jennifer Lofton	2000-02

COMBINED SHUTOUTS

5.	13	Marcy Harper	2013-16
6.	11	Maddie Penta	2021-23
	11	THREE ADDITIONAL STUDENT-ATHLETES TIED	

STRIKEOUTS

3.	727	Kristen Keyes	2002-04
4.	480	Jenee Loree	2009-12
5.	429	Maddie Penta	2021-Pr.

STRIKEOUTS LOOKING

7.	98	Marcy Harper	2013-16
8.	94	Lauren Schmalz	2008-12
9.	86	Maddie Penta	2021-Pr.

HIGH FIELDING PERCENTAGE (MIN. 400 CHANCES)

5.	.988	Justus Perry (1212-36-15)	2017-21
6.	.986	Aspyn Godwin (636-46-10)	2019-Pr.
7.	.985	Michelle Martin (790-104-14)	1998-10

AUBURN IN THE SEC...

AUBURN'S SEC RANKINGS

Batting Average	.364 (2)
Double Plays per Game	.40 (5)
Doubles	9 (11)
Doubles per Game	0.90 (11)
Earned Run Average	1.17 (1)
Fielding Percentage	.960 (11)
Hit Batters	1 (1)
Home Runs per Game	1.40 (4)
On-Base Percentage	.456 (4)
Scoring	8.40 (3)
Shutouts	5 (1)
Slugging Percentage	.593 (5)
Stolen Bases per Game	2.20 (4)
Strikeout-to-Walk Ratio	10.56 (1)
Triples per Game	.40 (3)
W/L Percentage	.900 (3)
Walks	41 (5)

INDIVIDUAL SEC RANKINGS

BRI ELLIS	
5. Sacrifice Flies	1
LINDSEY GARCIA	
8. Stolen Bases	4
8. Runs Per Game	1.20
11. Hits	13
13. Batting Average	.464
15. Total Bases	22
ASPYN GODWIN	
6. Home Runs	3
9. Home Runs Per Game	.30
CARLEE MCCONDICHIE	
4. Hits	14
5. Sacrifice Flies	1
7. Batting Average	.500
MADDIE PENTA	
1. Earned Run Average	0.00
1. Strikeouts	55
1. Victories	6
1. Strikeouts Per Seven Innings	14.3
6. Hits Allowed per Seven Innings	3.63
11. Strikeout-to-Walk Ratio	11.00
11. Walks Allowed Per Seven Innings	1.30
NELIA PERALTA	
2. Triples	2
2. Triples Per Game	.20
2. Hits	15
2. Toughest to Strike Out	29.0
6. Total Bases	25
6. Batting Average	.517
8. On Base Percentage	.622
9. Slugging Percentage	.862
10. Walks Per Game	.80
ROSE ROACH	
8. Stolen Bases	4
9. Stolen Bases Per Game	.44
MILLIE ROBERTS	
5. Sacrifice Flies	1
ABBEY SMITH	
5. Stolen Bases	5
7. Stolen Bases Per Game	.50
ICCESS TRESVIK	
6. Home Runs	3
7. Home Runs Per Game	0.33
ANNABELLE WIDRA	
1. Strikeout-to-Walk Ratio	0.00
1. Walks Allowed Per Seven Innings	0.00
4. Saves	1
4. Shutouts	1
8. Earned Run Average	0.88
14. Hits Allowed Per Seven Innings	4.81
15. Strikeouts Per Seven Innings	7.9

SEC STANDINGS

RANK	SCHOOL	SEC RECORD	PCT.	OVERALL RECORD	PCT.
1.	Florida	0-0	.000	10-0	1.000
2.	LSU	0-0	.000	10-0	1.000
3.	AUBURN	0-0	.000	9-1	.900
4.	South Carolina	0-0	.000	8-1	.889
5.	Tennessee	0-0	.000	6-1	.857
6.	Missouri	0-0	.000	9-2	.818
7.	Texas A&M	0-0	.000	9-2	.818
8.	Kentucky	0-0	.000	6-1-1	.813
9.	Arkansas	0-0	.000	8-2	.800
10.	Alabama	0-0	.000	6-2	.750
11.	Georgia	0-0	.000	7-3	.700
10.	Ole Miss	0-0	.000	6-4	.600
13.	Mississippi State	0-0	.000	6-4	.600

THIS WEEK IN THE SEC...

Tuesday, February 21		Saturday, February 25	
Kentucky at LMU	2 p.m.	Clemson vs. Tennessee	10:30 a.m.
Georgia at Clemson	3 p.m.	Indiana State vs. Alabama	11 p.m.
LSU at Louisiana Tech	6 p.m.	Drake vs. Arkansas	11:30 p.m.
Wednesday, February 22		CA Baptist vs. Georgia	11:30 p.m.
South Carolina at Georgia Southern	5 p.m.	Ole Miss vs. SF Austin	12 p.m.
UAB at Auburn	5 p.m.	Oregon vs. Florida	12 p.m.
LSU at ULM	6 p.m.	Mississippi State vs. Louisiana Tech	12:30 p.m.
Samford at Alabama	6 p.m.	SE Louisiana vs. Alabama	1:30 p.m.
Thursday, February 23		Hofstra vs. Georgia	2 p.m.
Kentucky vs. Washington	2 p.m.	Louisiana vs. LSU	2:30 p.m.
Cal Poly vs. Missouri	2:30 p.m.	Furman vs. Mississippi State	3 p.m.
Arizona vs. Arkansas	3 p.m.	North Dakota State vs. Auburn	3 p.m.
BYU vs. Missouri	5 p.m.	Tennessee vs. UIC	3:30 p.m.
Arizona vs. Arkansas	5 p.m.	Ole Miss vs. McNeese	5 p.m.
Florida vs. Fullerton	7 p.m.	Texas A&M-CC vs. LSU	5 p.m.
BYU vs. Texas A&M	7:30 p.m.	Missouri vs. Oregon	5 p.m.
San Diego State vs. Kentucky	7:30 p.m.	Tennessee Tech vs. South Carolina	5:30 p.m.
Florida vs. UCLA	9:30 p.m.	Merrimack vs. Auburn	5:30 p.m.
CSU Northridge vs. Texas A&M	10 p.m.	Texas A&M vs. UCLA	7 p.m.
Friday, February 24		Missouri vs. Long Beach State	7:30 p.m.
Tulsa vs. Mississippi State	12:30 p.m.	Northwestern vs. Kentucky	7:30 p.m.
Drake vs. Arkansas	1:30 p.m.	Texas A&M vs. Utah Valley	9:30 p.m.
Michigan State vs. Tennessee	2 p.m.	Kentucky vs. UC Riverside	10 p.m.
Hofstra vs. Georgia	2 p.m.	Sunday, February 26	
Jacksonville vs. South Carolina	3 p.m.	Belmont vs. South Carolina	9 a.m.
UC Riverside vs. Florida	3 p.m.	UIC vs. Tennessee	10:30 a.m.
Merrimack vs. Auburn	3 p.m.	SF Austin vs. Ole Miss	10:30 a.m.
Arizona vs. Arkansas	4 p.m.	Drake vs. Arkansas	11 a.m.
Kennesaw St vs. Alabama	4 p.m.	Mississippi State vs. Furman	11:15 a.m.
Tennessee vs. South Florida	4:30 p.m.	Tennessee Tech vs. South Carolina	11:30 a.m.
CA Baptist vs. Georgia	4:30 p.m.	Lipscomb vs. Georgia	12 p.m.
Texas A&M vs. Oklahoma	5 p.m.	North Dakota State vs. Auburn	12 p.m.
South Carolina vs. Mercer	5:30 p.m.	Ole Miss vs. McNeese	12:30 p.m.
Oregon State vs. Missouri	5:30 p.m.	Kennesaw State vs. Alabama	1 p.m.
Mississippi State vs. South Alabama	5:30 p.m.	LSU vs. Louisiana	2:30 p.m.
Brown vs. Auburn	5:30 p.m.		
Texas A&M-CC vs. LSU	6 p.m.		
SE Louisiana vs. Alabama	6:30 p.m.		
Kentucky vs. UCLA	7:30 p.m.		

AUBURN ACROSS THE COUNTRY...

AUBURN'S NCAA RANKINGS

Batting Average	.364 (11)
Double Plays per Game	.40 (54)
Doubles	9 (134)
Doubles per Game	0.90 (182)
Earned Run Average	1.17 (9)
Fielding Percentage	.960 (134)
Hit Batters	1 (1)
Home Runs per Game	1.40 (13)
On-Base Percentage	.456 (12)
Scoring	8.40 (5)
Shutouts	5 (2)
Slugging Percentage	.593 (13)
Stolen Bases per Game	2.20 (26)
Strikeout-to-Walk Ratio	10.56 (2)
Triples per Game	.40 (31)
W/L Percentage	.900 (11)
Walks	41 (18)

INDIVIDUAL NCAA RANKINGS

LINDSEY GARCIA

28. Runs Per Game	1.20
-------------------	------

ASPIN GODWIN

39. Home Runs	3
---------------	---

CARLEE MCCONDICHIE

33. Hits	14
42. Batting Average	.500

MADDIE PENTA

1. Earned Run Average	0.00
1. Strikeouts Per Seven Innings	14.3
2. Strikeouts	55
2. Victories	6
28. Strikeout-to-Walk Ratio	11.00

NELIA PERALTA

2. Triples	2
21. Hits	15
32. Toughest to Strike Out	29.0
32. On Base Percentage	.622
35. Triples Per Game	.20
36. Batting Average	.517
37. Total Bases	25

ICCESS TRESVIK

39. Home Runs	3
---------------	---

ANNABELLE WIDRA

1. Strikeout-to-Walk Ratio	0.00
15. Strikeouts Per Seven Innings	7.9
21. Saves	1
30. Shutouts	1

NCAA D1 ACTIVE CAREER LEADERS

BRI ELLIS

17. Slugging Percentage	.745
-------------------------	------

SHELBY LOWE

18. Earned Run Average	1.79
27. Saves	6

CARLEE MCCONDICHIE

48. Batting Average	.382
---------------------	------

MADDIE PENTA

21. Earned Run Average	1.88
27. Strikeouts	429
46. Victories	.717

NELIA PERALTA

23. Slugging Percentage	.730
-------------------------	------

NFCA COACHES POLL

RK.	TEAM	RECORD
1.	UCLA (29)	12-0
2.	Oklahoma (3)	8-1
3.	Florida	10-0
4.	Oklahoma State	8-1
5.	Clemson	10-0
6.	Florida State	9-3
7.	Arkansas	8-2
8.	Washington	9-1
9.	Texas	8-1-1
10.	Virginia Tech	7-3
11.	Alabama	6-2
12.	Tennessee	6-1
13.	Arizona	7-3
14.	Duke	7-3
15.	LSU	10-0
16.	Stanford	8-2
17.	Georgia	7-3
18.	Kentucky	6-1-1
19.	Northwestern	4-4
20.	AUBURN	9-1
21.	Maryland	8-1
22.	Oregon	8-2
23.	UCF	5-5
24.	Missouri	9-2
25.	Baylor	8-1

RV: Arizona State, Michigan, San Diego State, North Texas, Texas A&M, Louisiana, Wichita State, Cal State Fullerton, BYU, Charlotte, Mississippi State.

USA SOFTBALL POLL

RK.	TEAM	RECORD
1.	UCLA (25)	12-0
2.	Oklahoma	8-1
3.	Florida	10-0
4.	Oklahoma State	8-1
5.	Clemson	10-0
6.	Florida State	9-3
7.	Alabama	6-2
8.	Arkansas	8-2
9.	Tennessee	6-1
10.	Washington	9-1
11.	Stanford	8-2
12.	Virginia Tech	7-3
13.	Texas	8-1-1
14.	LSU	10-0
15.	Duke	7-3
16.	Georgia	7-3
17.	Northwestern	4-4
18.	Kentucky	6-1-1
19.	Arizona	7-3
20.	AUBURN	9-1
21.	Missouri	9-2
22.	Baylor	8-1
23.	Maryland	8-1
24.	Oregon	8-2
25.	UCF	5-5

RV: Texas A&M, Louisiana, Arizona State, BYU, San Diego State, Mississippi State, Cal State Fullerton, Louisville, North Texas, UNC Charlotte, California.

D1 SOFTBALL POLL

RK.	TEAM	RECORD
1.	UCLA	12-0
2.	Oklahoma	8-1
3.	Oklahoma State	8-1
4.	Florida	10-0
5.	Clemson	10-0
6.	Alabama	6-2
7.	Florida State	9-3
8.	Stanford	8-2
9.	Washington	9-1
10.	Arkansas	8-2
11.	Tennessee	6-1
12.	LSU	10-0
13.	Duke	7-3
14.	Georgia	7-3
15.	Virginia Tech	7-3
16.	Kentucky	6-1-1
17.	Texas	8-1-1
18.	AUBURN	9-1
19.	Texas A&M	9-2
20.	Arizona	7-3
21.	Maryland	8-1
22.	Northwestern	4-4
23.	Baylor	8-1
24.	UCF	5-5
25.	Missouri	9-2

SOFTBALL AMERICA POLL

RK.	TEAM	RECORD
1.	UCLA	12-0
2.	Oklahoma	8-1
3.	Oklahoma State	8-1
4.	Clemson	10-0
5.	Florida	10-0
6.	Alabama	6-2
7.	Florida State	9-3
8.	Washington	9-2
9.	Duke	7-3
10.	Arkansas	8-2
11.	Stanford	8-2
12.	Tennessee	6-1
13.	Georgia	7-3
14.	Kentucky	6-1-1
15.	Arizona	7-3
16.	Virginia Tech	7-3
17.	LSU	10-0
18.	Texas	8-1-1
19.	Texas A&M	9-2
20.	Maryland	8-1
21.	AUBURN	9-1
22.	Baylor	8-1
23.	Missouri	9-2
24.	UCF	5-5
25.	Northwestern	4-4

AU IN THE POLLS

WK	NFCA	USA	D1	SA	RPI
PRE	21	21	19	18	---
W1	21	21	23	21	---
W2	20	20	18	21	---

AUBURN BY THE NUMBERS

UNDER COACH DEAN...

	2023	AT AUBURN
Overall	9-1	172-91
Home	5-0	115-28
Away	0-0	28-39
Neutral	4-1	38-24
vs. SEC	0-0	39-58
Series Game One	0-0	11-22
Series Game Two	0-0	15-18
Series Game Three	0-0	13-19
vs. Non-Conference	9-1	133-32
Day Games	9-1	131-64
Night Games	0-0	41-27
Extra Innings	0-0	7-10
vs. Left-Handed Starters	2-0	19-16
vs. Right-Handed Starters	7-1	153-75
Starter receives decision	8-1	137-72
Reliever receives decision	1-0	34-19
Starter goes 5+ innings	3-0	110-46
Starter goes less than 5 inn.	6-1	62-45
Scoring First	7-0	127-23
Opponent Scores First	2-1	45-68
Leading after 5 Innings	5-0	116-8
Trailing after 5 Innings	0-1	9-64
Tied after 5 Innings	0-0	8-15
Leading after 6 Innings	4-0	108-3
Trailing after 6 Innings	0-1	4-69
Tied after 6 Innings	0-0	8-11
vs. Ranked Opponents	0-0	29-65
vs. Top-10 Opponents	0-0	7-28
Shutouts	5-0	63-25
One-Run Games	0-1	22-39
Two-Run Games	0-0	24-12
Scoring 0-2 Runs	0-0	15-65
Scoring 3-5 Runs	1-0	56-20
Scoring 6-9 Runs	5-1	70-6
Scoring 10+ Runs	3-0	31-0
Opponent Scores 0-2 Runs	8-0	135-22
Opponent Scores 3-5 Runs	1-0	32-32
Opponent Scores 6-9 Runs	0-1	5-28
Opponent Scores 10+ Runs	0-0	0-9
Out-Hit Opponent	8-0	143-8
Out-Hit by Opponent	0-1	17-75
Hits are Tied	1-0	12-8
Without Hitting a Home Run	0-1	49-53
Hitting a Home Run	9-0	123-38
Opponent Doesn't Hit a Homer	8-1	124-40
Opponent Hits a Home Run	1-0	48-51
Errorless	5-0	87-27
Committing One Error	2-1	56-33
Committing 2+ errors	3-0	30-31
Opponent is errorless	2-0	41-42
BY JERSEY		
White	4-0	38-19
Navy	3-1	51-26
Orange	1-0	31-18
Gray	0-0	24-15
Pinstripe	1-0	25-13
Pink	0-0	3-0
BY DAY OF WEEK		
Monday	0-0	3-1
Tuesday	0-0	3-1
Wednesday	0-0	17-3
Thursday	0-0	11-4
Friday	4-0	49-24
Saturday	3-1	49-35
Sunday	2-0	30-23
BY MONTH		
February	9-1	78-16
March	0-0	57-21
April	0-0	28-31
May	0-0	9-23
June	0-0	0-0

VERSUS CONFERENCE

SEC	0-0
Alabama	0-0
Florida	0-0
Georgia	0-0
Mississippi State	0-0
LSU	0-0
Missouri	0-0
Ole Miss	0-0
South Carolina	0-0
ACC	0-1
Georgia Tech	0-0
Pitt	0-1
ASUN	2-0
Austin Peay	2-0
Jacksonville State	0-0
ATLANTIC 10	2-0
Dayton	1-0
Fordham	1-0
BIG 12	0-0
Oklahoma	0-0
BIG EAST	3-0
St. John's	1-0
Villanova	2-0
BIG SKY	0-0
Weber State	0-0
BIG TEN	2-0
Illinois	1-0
Indiana	1-0
Northwestern	0-0
C-USA	0-0
UAB	0-0
IVY LEAGUE	0-0
Brown	0-0
MAC	0-0
Bowling Green	0-0
NORTHEAST CONFERENCE	0-0
Merrimack	0-0
OVC	0-0
Tennessee Tech	0-0
SUMMIT	0-0
North Dakota State	0-0
SOUTHERN	0-0
Samford	0-0
SUN BELT	0-0
South Alabama	0-0
Troy	0-0
SWAC	0-0
Alabama State	0-0

COME FROM BEHIND WINS [2]

DATE	OPPONENT	DEFICIT(S)	FINAL
Feb. 18	Villanova	0-1	9-3
Feb. 19	Austin Peay	0-1	5-1

WALK-OFF WINS [3]

DATE	OPPONENT	SCORE (INN.)	GW PLAY
Feb. 10	Fordham	9-0 (6)	Godwin HR LF [Grand Slam]
Feb. 17	Villanova	8-0 (5)	Engelkes FC, RBI
Feb. 17	Dayton	10-2 (5)	Blaine scored on WP

AUBURN VS. RANKED OPPONENTS

2023 RESULTS

DATE OPPONENT RANKING RESULT

DATE	OPPONENT	RANKING	RESULT
1997		2-6	1
1998		1-11	2
1999		0-8-1	3
2000		4-14	4
2001		2-12	5
2002		5-13	6
2003		1-15	7
2004		11-12	8
2005		8-8	9
2006		5-12	10
2007		0-12	11
2008		5-14	12
2009		3-15	13
2010		2-17	14
2011		7-14	15
2012		4-14	16
2013		2-10	17
2014		10-14	18
2015		22-9	19
2016		19-11	20
2017		13-10	21
2018		9-11	22
2019		7-17	23
2020		2-7	24
2021		6-16	25
2022		5-13	TOTAL
			155-315-1

BREAKDOWN

YEAR	RECORD	RANKING	RECORD
1997	2-6	1	3-15
1998	1-11	2	3-13
1999	0-8-1	3	4-21
2000	4-14	4	10-17
2001	2-12	5	2-7
2002	5-13	6	5-25
2003	1-15	7	6-12
2004	11-12	8	8-18
2005	8-8	9	3-11
2006	5-12	10	2-17
2007	0-12	11	13-17
2008	5-14	12	15-12
2009	3-15	13	10-18
2010	2-17	14	4-16
2011	7-14	15	14-13
2012	4-14	16	12-15
2013	2-10	17	2-5
2014	10-14	18	9-13
2015	22-9	19	6-10
2016	19-11	20	4-8
2017	13-10	21	5-13-1
2018	9-11	22	3-1
2019	7-17	23	7-3
2020	2-7	24	3-8
2021	6-16	25	2-7
2022	5-13	TOTAL	155-315-1

AUBURN HITTING BY THE NUMBERS

HITTING

Blaine Records Hit	6-1
Blaine Records Multi-Hit Game	2-0
Blaine Hits Home Run	1-0
Bryant Records Hit	1-0
Bryant Records Multi-Hit Game	1-0
Bryant Hits Home Run	0-0
Cooper Records Hit	0-0
Cooper Records Multi-Hit Game	0-0
Cooper Hits Home Run	0-0
Cox Records Hit	0-0
Cox Records Multi-Hit Game	0-0
Cox Hits Home Run	0-0
Elkins Records Hit	0-0
Elkins Records Multi-Hit Game	0-0
Elkins Hits Home Run	0-0
Ellis Records Hit	5-1
Ellis Records Multi-Hit Game	2-0
Ellis Hits Home Run	1-0
Engelkes Records Hit	0-0
Engelkes Records Multi-Hit Game	0-0
Engelkes Hits Home Run	0-0
Garcia Records Hit	9-1
Garcia Records Multi-Hit Game	3-0
Garcia Hits Home Run	2-0
Godwin Records Hit	5-1
Godwin Records Multi-Hit Game	0-1
Godwin Hits Home Run	2-0
Lisenby Records Hit	1-0
Lisenby Records Multi-Hit Game	1-0
Lisenby Hits Home Run	0-0
McCondichie Records Hit	9-0
McCondichie Records Multi-Hit Game	4-0
McCondichie Hits Home Run	0-0
McCrary Records Hit	3-1
McCrary Records Multi-Hit Game	0-0
McCrary Hits Home Run	1-0
McNemar Records Hit	0-0
McNemar Records Multi-Hit Game	0-0
McNemar Home Run	0-0
Milanowski Records Hit	1-0
Milanowski Records Multi-Hit Game	0-0
Milanowski Home Run	0-0
Packer Records Hit	1-0
Packer Records Multi-Hit Game	0-0
Packer Hits Home Run	0-0
Peralta Records Hit	8-1
Peralta Records Multi-Hit Game	5-1
Peralta Hits Home Run	2-0
Roach Records Hit	0-0
Roach Records Multi-Hit Game	0-0
Roach Hits Home Run	0-0
Roberts Records Hit	2-1
Roberts Records Multi-Hit Game	0-0
Roberts Hits Home Run	0-0
Smith Records Hit	0-1
Smith Records Multi-Hit Game	0-0
Smith Hits Home Run	0-0
Tresvik Records Hit	3-0
Tresvik Records Multi-Hit Game	1-0
Tresvik Hits Home Run	3-0
Widra Records Hit	5-0
Widra Records Multi-Hit Game	3-0
Widra Hits Home Run	2-0

LEADING OFF

Peralta	9-1
---------	-----

HOME RUNS

CAREER DINGERS	SOLO	2R	3R	GS	TOTAL
Ellis, Bri	12	7	2	---	21
Godwin, Aspyn	13	4	3	1	21
Garcia, Lindsey	6	2	4	1	13
Packer, Makayla	7	4	---	1	12
Peralta, Nelia	8	4	---	---	12
Blaine, Jessie	4	2	4	---	10
Bryant, Denver	4	2	1	---	7
Cox, Sydney	5	1	---	---	6
McCondichie, Carlee	2	2	1	---	5
Tresvik, Icess	3	---	---	---	3
Lisenby, Aubrie	1	---	1	---	2
Widra, Annabelle	---	2	---	---	2
Engelkes, Maia	---	1	---	---	1
McNemar, Riley	---	1	---	---	1

2023 BREAKDOWN

Total	14
At Jane B. Moore Field	8
On the Road	0
At Neutral Sites	6
vs. RHP	14
vs. LHP	0
w/0 Outs	5
w/1 Out	3
w/2 Outs	6
Solo	6
Two Run	3
Three Run	3
Grand Slam	2
Back-to-Back Jacks	0
Pinch-Hit Homer	0
Walk-Off	1
Opponent Total	0
Last HR Given Up	vs. Villanova (Feb. 18, 2023)
Consecutive Games w/o HR (Season Long)	1 (8)

2023 TOUCH'EM ALL TRACKER

PLAYER	DATE	OPPONENT	ON-BASE	OUTS
1. Peralta	Feb. 10	St. John's	0	0
2. Godwin	Feb. 10	Fordham	3	2
3. Widra	Feb. 11	Indiana	1	2
4. Godwin	Feb. 12	Illinois	1	0
5. Tresvik	Feb. 12	Illinois	0	2
6. Widra	Feb. 12	Illinois	1	2
7. Godwin	Feb. 17	Austin Peay	2	1
8. Garcia	Feb. 17	Austin Peay	2	1
9. Peralta	Feb. 17	Villanova	0	0
10. Garcia	Feb. 18	Villanova	3	2
11. Tresvik	Feb. 18	Villanova	0	1
12. Ellis	Feb. 18	Dayton	0	0
13. Tresvik	Feb. 19	Austin Peay	0	0
14. Blaine	Feb. 19	Austin Peay	2	2

MULTIPLE-HIT GAMES	2	3	4	5+	2023	CAREER
Nelia Peralta	6	-	-	-	6	17
Carlee McCondichie	3	1	-	-	4	17
Annabelle Widra	3	-	-	-	3	3
Lindsey Garcia	2	1	-	-	3	16
Bri Ellis	2	-	-	-	2	11
Jessie Blaine	2	-	-	-	2	11
Aspyn Godwin	1	-	-	-	1	12
Denver Bryant	1	-	-	-	1	9
Aubrie Lisenby	1	-	-	-	1	4
KK McCrary	1	-	-	-	1	1
Icess Tresvik	1	-	-	-	1	1
Makayla Packer	-	-	-	-	-	17
Sydney Cox	-	-	-	-	-	14
Rose Roach	-	-	-	-	-	2
TEAM	23	2	0	0	25	136

MULTIPLE-RBI GAMES	2	3	4	5+	2023	CAREER
Lindsey Garcia	1	1	1	-	3	15
Aspyn Godwin	1	1	1	-	3	14
Bri Ellis	1	1	-	-	2	17
Nelia Peralta	2	-	-	-	2	13
Annabelle Widra	1	1	-	-	2	2
Jessie Blaine	-	1	-	-	1	10
Denver Bryant	1	-	-	-	1	5
KK McCrary	-	1	-	-	1	1
Icess Tresvik	1	-	-	-	1	1
Makayla Packer	-	-	-	-	-	10
Sydney Cox	-	-	-	-	-	9
Carlee McCondichie	-	-	-	-	-	5
Aubrie Lisenby	-	-	-	-	-	4
Riley McNemar	-	-	-	-	-	2
Rose Roach	-	-	-	-	-	1
Maia Engelkes	-	-	-	-	-	1
TEAM	8	6	2	0	16	110

HITTING STREAKS	CURRENT	2023	CAREER
Lindsey Garcia	---	9	11
Nelia Peralta	8	8	8
Aspyn Godwin	---	---	8
Aspyn Godwin	5	4	8
Carlee McCondichie	7	7	12
Jessie Blaine	7	7	7
KK McCrary	---	3	3
Annabelle Widra	2	3	3
Bri Ellis	2	2	7
Millie Roberts	---	1	1
Axe Milanowski	---	1	1
Aubrie Lisenby	---	1	4
Icess Tresvik	1	1	1
Denver Bryant	---	1	6
Makayla Packer	1	1	9
Abbey Smith	---	1	3
Sydney Cox	---	---	6
Rose Roach	---	---	3
Maia Engelkes	1	---	2
Riley McNemar	---	---	1
Kenadie Cooper	---	---	1

REACHED BASE	CURRENT	2023	CAREER
Nelia Peralta	10	10	12
Lindsey Garcia	10	10	12
Jessie Blaine	8	8	10
Carlee McCondichie	7	7	12
Aspyn Godwin	1	7	9
Annabelle Widra	2	4	4
KK McCrary	---	3	3
Sydney Cox	---	3	13
Icess Tresvik	3	3	3
Maia Engelkes	1	2	3
Millie Roberts	---	2	2
Bri Ellis	2	2	18
Maddie Penta	1	1	1
Skylar Elkins	---	1	1
Abbey Smith	---	1	3
Makayla Packer	4	1	13
Denver Bryant	---	1	7
Aubrie Lisenby	1	1	8
Axe Milanowski	1	1	1
Rose Roach	---	1	3
Riley McNemar	---	---	2
Kenadie Cooper	---	---	1

2023 RESULTS

OVERALL RECORD: 9-1 || SEC: 0-0 || HOME: 5-0 || AWAY: 0-0 || NEUTRAL: 4-1

Date	Opponent	W/L	SCORE	INNINGS	OVERALL	SEC	PITCHER OF RECORD	ATTENDANCE	TIME
! Feb. 10, 2023	vs. St. John's	W	6-0	7	1-0-0	0-0-0	A. Widra (W, 1-0)	436	2:02
! Feb. 10, 2023	vs. Fordham	W	9-0	6	2-0-0	0-0-0	M. Penta (W, 1-0)	429	2:10
! Feb. 11, 2023	vs. Pitt	L	7-8	7	2-1-0	0-0-0	I. Tresvik (L, 0-1)	412	2:51
! Feb. 11, 2023	vs. Indiana	W	9-0	7	3-1-0	0-0-0	M. Penta (W, 2-0)	389	2:30
! Feb. 12, 2023	vs. Illinois	W	10-0	5	4-1-0	0-0-0	M. Penta (W, 3-0)	421	1:35
@ Feb. 17, 2023	AUSTIN PEAY	W	11-1	5	5-1-0	0-0-0	A. Widra (W, 2-0)	1,471	1:48
@ Feb. 17, 2023	VILLANOVA	W	8-0	5	6-1-0	0-0-0	M. Penta (W, 4-0)	1,471	1:33
@ Feb. 18, 2023	VILLANOVA	W	9-3	7	7-1-0	0-0-0	S. Lowe (W, 1-0)	1,693	2:22
@ Feb. 18, 2023	DAYTON	W	10-2	5	8-1-0	0-0-0	M. Penta (W, 5-0)	1,693	1:52
@ Feb. 19, 2023	AUSTIN PEAY	W	5-1	7	9-1-0	0-0-0	M. Peta (W, 6-0)	1,613	2:08

() EXTRA INNINGS GAME | * - Southeastern Conference Game | ! - NFCA Leadoff Classic (Clearwater, Florida) | @ - Tiger Invitational (Auburn, Alabama)

2023 OVERALL STATISTICS



2023 Auburn Softball
Overall Statistics for Auburn (as of Feb 19, 2023)
(All games Sorted by Batting avg)



Record: 9-1 Home: 5-0 Away: 0-0 Neutral: 4-1 SEC: 0-0

Player	avg	gp-gs	ab	r	h	2b	3b	hr	rbi	tb	slg%	bb	hp	so	gdp	ob%	sf	sh	sb-att	po	a	e	fld%
13 Nelia Peralta	.517	10-10	29	8	15	0	2	2	8	25	.862	8	0	1	0	.622	0	0	0-0	8	12	1	.952
12 Carlee McCondichie	.500	10-10	28	8	14	0	1	0	6	16	.571	3	0	2	0	.531	1	0	0-0	12	9	0	1.000
5 Lindsey Garcia	.464	10-10	28	12	13	3	0	2	11	22	.786	3	0	3	0	.516	0	0	4-4	8	0	0	1.000
22 Jessie Blaine	.391	10-8	23	4	9	0	1	1	6	14	.609	5	0	0	0	.500	0	0	1-1	4	0	0	1.000
0 Aspyn Godwin	.364	10-8	22	6	8	1	0	3	10	18	.818	1	0	4	1	.391	0	0	0-0	51	1	0	1.000
77 Bri Ellis	.333	10-10	24	3	8	1	0	1	9	12	.500	2	2	4	0	.414	1	0	1-1	19	0	1	.950

31 Millie Roberts	.500	9-0	6	1	3	1	0	0	4	4	.667	2	0	2	0	.556	1	0	0-0	0	0	0	.000
10 Makayla Packer	.500	8-1	2	4	1	0	0	0	0	1	.500	0	0	0	0	.500	0	0	1-2	2	0	0	1.000
66 Annabelle Widra	.471	8-5	17	4	8	1	0	2	5	15	.882	1	0	5	0	.500	0	0	1-1	1	5	0	1.000
16 KK McCrary	.357	7-6	14	5	5	2	0	0	5	7	.500	1	0	0	0	.400	0	0	2-2	8	0	0	1.000
3 Icess Tresvik	.286	8-7	14	5	4	0	0	3	5	13	.929	1	0	3	0	.333	0	0	1-1	7	0	0	1.000
7 Denver Bryant	.250	8-4	8	2	2	0	0	0	2	2	.250	1	0	1	0	.333	0	1	0-0	0	0	3	.000
23 Axe Milanowski	.250	8-0	4	2	1	0	0	0	0	1	.250	1	1	3	0	.500	0	0	1-1	8	0	0	1.000
20 Abbey Smith	.200	10-2	5	8	1	0	0	0	0	1	.200	0	0	1	0	.200	0	0	5-5	0	0	0	.000
11 Aubrie Lisenby	.167	6-4	12	2	2	0	0	0	0	2	.167	2	0	2	0	.286	0	0	0-0	33	2	0	1.000
2 Sydney Cox	.000	9-5	9	2	0	0	0	0	2	0	.000	5	1	0	0	.400	0	1	0-0	5	0	0	1.000
99 Rose Roach	.000	9-3	6	4	0	0	0	0	0	0	.000	1	0	2	0	.143	0	0	4-4	5	3	4	.667
17 Maia Engelkes	.000	7-0	4	1	0	0	0	0	1	0	.000	2	1	0	0	.429	0	0	0-0	0	0	0	.000
15 Skylar Elkins	.000	6-0	2	0	0	0	0	0	0	0	.000	1	0	0	0	.333	0	0	0-0	8	0	0	1.000
25 Kenadie Cooper	.000	7-0	1	0	0	0	0	0	0	0	.000	0	0	0	0	.000	0	0	1-2	0	0	0	.000
9 Maddie Penta	.000	1-0	0	1	0	0	0	0	0	0	.000	1	0	0	0	1.000	0	1	0-0	1	1	0	1.000
18 Riley McNemar	.000	5-0	0	2	0	0	0	0	0	0	.000	0	0	0	0	.000	0	0	0-0	0	0	0	.000
Totals	.364	10	258	84	94	9	4	14	74	153	.593	41	5	33	1	.456	3	3	22-24	180	34	9	.960
Opponents	.185	10	222	15	41	2	1	1	11	48	.216	9	1	95	2	.218	2	1	6-8	166	60	16	.934

LOB - Team (60), Opp (40). DPs turned - Team (4), Opp (3).

(All games Sorted by Earned run avg)

Player	era	w-l	app	gs	cg	sho	sv	ip	h	r	er	bb	so	2b	3b	hr	b/avg	wp	hp	bks	sfa	sha	
9 Maddie Penta	0.00	6-0	7	5	0	0/4	0	27.0	14	1	0	5	55	0	0	0	.144	1	1	0	0	0	
66 Annabelle Widra	0.88	2-0	4	3	1	1/0	1	16.0	11	3	2	0	18	0	1	0	.186	0	0	0	0	1	

55 Shelby Lowe	0.72	1-0	6	1	0	0/4	0	9.2	3	2	1	0	17	0	0	1	.088	0	0	0	0	0	
4 Emmah Rolfe	5.25	0-0	3	0	0	0/0	0	5.1	9	5	4	4	3	1	0	0	.409	1	0	0	1	0	
3 Icess Tresvik	10.50	0-1	2	1	0	0/0	0	2.0	4	4	3	0	2	1	0	0	.400	0	0	0	1	0	
Totals	1.17	9-1	10	10	1	5/4	1	60.0	41	15	10	9	95	2	1	1	.185	2	1	0	2	1	
Opponents	9.61	1-9	10	10	3	0/0	1	55.1	94	84	76	41	33	9	4	14	.364	12	5	0	3	3	

PB - Team (4), S. Elkins 2, A. Godwin 1, J. Blaine 1, Opp (1). SBA/ATT - M. Penta (4-5), A. Lisenby (3-5), J. Blaine (2-2), E. Rolfe (2-2), A. Godwin (1-1), A. Widra (0-1).

2022 CONFERENCE STATISTICS



2022 Auburn Softball
Conference statistics for Auburn (as of May 21, 2022)
(SEC games only Sorted by Batting avg)



Record: 11-13 Home: 8-4 Away: 3-9 SEC: 11-13

Player	avg	gp-gs	ab	r	h	2b	3b	hr	rbi	tb	slg%	bb	hp	so	gdp	ob%	sf	sh	sb-att	po	a	e	fld%
77 Bri Ellis	.288	24-24	66	11	19	3	0	8	17	46	.697	9	5	9	0	.413	0	0	0-0	149	8	3	.981
13 Nelia Peralta	.268	24-24	71	10	19	10	0	5	16	44	.620	9	1	13	2	.349	2	0	0-0	27	49	12	.864
12 Carlee McCondichie	.263	24-23	57	7	15	2	0	1	6	20	.351	2	0	10	0	.283	1	2	2-3	33	22	1	.982
22 Jessie Blaine	.262	24-24	65	11	17	2	0	6	19	37	.569	14	0	16	0	.392	0	0	0-1	0	0	1	.000
5 Lindsey Garcia	.250	23-23	72	12	18	5	0	5	14	38	.528	6	0	4	0	.304	1	2	3-4	30	2	2	.941
2 Sydney Cox	.245	24-19	49	9	12	3	1	3	5	26	.531	6	0	19	0	.327	0	1	0-0	15	17	6	.842
10 Makayla Packer	.231	23-23	65	14	15	2	1	2	5	25	.385	8	6	18	0	.367	0	2	6-8	35	2	2	.949
21 Aubrie Lisenby	.208	21-17	48	5	10	2	0	0	5	12	.250	6	1	7	0	.309	0	0	0-0	75	4	1	.988
0 Aspyn Godwin	.208	21-21	53	6	11	2	0	3	7	22	.415	3	0	15	2	.246	1	1	0-0	79	6	1	.988

20 Abbey Smith	.500	13-1	2	2	1	0	0	0	0	1	.500	2	0	1	0	.750	0	0	2-3	1	0	0	1.000
7 Denver Bryant	.318	7-7	22	3	7	0	0	3	6	16	.727	0	0	6	0	.318	0	0	0-0	11	13	2	.923
18 Riley McNemar	.200	11-2	10	2	2	0	0	1	2	5	.500	0	0	5	1	.200	0	1	0-0	1	3	1	.800
99 Rose Roach	.174	15-5	23	6	4	0	0	0	0	4	.174	1	0	2	0	.208	0	0	1-1	9	12	2	.913
31 Kelsey Schmidt	.154	16-2	13	3	2	1	0	1	1	6	.462	3	0	5	0	.313	0	0	0-0	8	0	0	1.000
3 Paige Geraghty	.083	19-1	12	4	1	0	0	0	0	1	.083	0	1	5	0	.154	0	0	0-0	5	0	0	1.000
25 Kenadie Cooper	.000	19-0	3	3	0	0	0	0	0	0	.000	0	0	3	0	.000	0	0	0-0	5	0	0	1.000
11 Maddie Majors	.000	2-0	1	0	0	0	0	0	0	0	.000	0	0	1	0	.000	0	0	0-0	0	0	0	.000
34 KK Dismukes	.000	12-3	0	0	0	0	0	0	0	0	.000	0	0	0	0	.000	0	0	0-0	1	14	0	1.000
1 Samantha Yarbrough	.000	2-0	0	0	0	0	0	0	0	0	.000	0	0	0	0	.000	0	0	0-0	0	0	0	.000
55 Shelby Lowe	.000	14-8	0	0	0	0	0	0	0	0	.000	0	0	0	0	.000	0	0	0-0	1	7	0	1.000
9 Maddie Penta	.000	16-13	0	0	0	0	0	0	0	0	.000	0	0	0	0	.000	0	0	0-0	3	7	1	.909
Totals	.242	24	632	108	153	32	2	38	103	303	.479	69	14	139	5	.328	5	9	14-20	488	166	35	.949
Opponents	.276	24	662	119	183	23	3	34	108	314	.474	56	15	152	3	.344	5	8	17-21	489	161	19	.972

LOB - Team (132), Opp (139). DPs turned - Team (7), Opp (7). IBB - Team (1), B. Ellis 1, Opp (2).

(SEC games only Sorted by Earned run avg)

Player	era	w-l	app	gs	cg	sho	sv	ip	h	r	er	bb	so	2b	3b	hr	b/avg	wp	hp	bksfa	sha	
9 Maddie Penta	2.84	7-8	16	13	8	0/0	1	83.2	78	44	34	27	90	9	2	13	.238	7	9	0	2	4
34 KK Dismukes	4.10	3-3	12	3	1	0/0	0	41.0	59	35	24	12	22	8	1	8	.339	7	2	0	3	2
55 Shelby Lowe	5.50	1-2	14	8	0	0/0	2	35.2	45	33	28	13	38	6	0	12	.296	3	2	0	0	2

1 Samantha Yarbrough	21.00	0-0	2	0	0	0/0	0	2.1	1	7	7	4	2	0	0	1	.125	0	2	0	0	0
Totals	4.00	11-13	24	24	9	0/0	3	162.2	183	119	93	56	152	23	3	34	.276	17	15	0	5	8
Opponents	4.12	13-11	24	24	7	1/0	2	163.0	153	108	96	69	139	32	2	38	.242	15	14	0	5	9

PB - Team (6), A. Godwin 4, A. Lisenby 2, Opp (1). SBA/ATT - A. Godwin (12-16), M. Penta (10-12), K. Dismukes (4-6), A. Lisenby (5-5), S. Lowe (2-2), S. Yarbrough (1-1).

2023 TEAM HITTING LEADERS

BATTING AVERAGE

1.	Nelia Peralta	.517
2.	Carlee McCondichie	.500
3.	Lindsey Garcia	.464
4.	Jessie Blaine	.391
5.	Aspyn Godwin	.364

RUNS SCORED

1.	Lindsey Garcia	12
2.	Abbey Smith	8
	Carlee McCondichie	8
	Nelia Peralta	8
5.	Aspyn Godwin	6

DOUBLES

1.	Lindsey Garcia	3
2.	KK McCrary	2
3.	Four tied at ...	1

TOTAL BASES

1.	Nelia Peralta	25
2.	Lindsey Garcia	22
3.	Aspyn Godwin	18
4.	Carlee McCondichie	16
5.	Annabelle Widra	15

SAC BUNTS

1.	Sydney Cox	1
	Maddie Penta	1
	Denver Bryant	1

SLUGGING PCT.

1.	Nelia Peralta	.862
2.	Aspyn Godwin	.818
3.	Lindsey Garcia	.786
4.	Jessie Blaine	.609
5.	Carlee McCondichie	.571

HITS

1.	Nelia Peralta	15
2.	Carlee McCondichie	14
3.	Lindsey Garcia	13
4.	Jessie Blaine	9
5.	Three tied at ...	8

TRIPLES

1.	Nelia Peralta	2
2.	Carlee McCondichie	1
	Jessie Blaine	1

WALKS

1.	Nelia Peralta	8
2.	Jessie Blaine	5
	Sydney Cox	5
4.	Carlee McCondichie	3
	Lindsey Garcia	3

SAC FLIES

1.	Millie Roberts	1
	Carlee McCondichie	1
	Bri Ellis	1

ON BASE PCT.

1.	Nelia Peralta	.622
2.	Carlee McCondichie	.531
3.	Lindsey Garcia	.516
4.	Jessie Blaine	.500
5.	Bri Ellis	.414

RUNS BATTED IN

1.	Lindsey Garcia	11
2.	Aspyn Godwin	10
	Bri Ellis	9
4.	Nelia Peralta	8
5.	Two tied at ...	6

HOME RUNS

1.	Aspyn Godwin	3
	Icess Tresvik	3
3.	Annabelle Widra	2
	Lindsey Garcia	2
	Nelia Peralta	2

HIT BY PITCH

1.	Bri Ellis	2
2.	Axe Milanowski	1
	Maia Engelkes	1
	Sydney Cox	1

STOLEN BASES

1.	Abbey Smith	5
2.	Lindsey Garcia	4
	Rose Roach	4
4.	KK McCrary	2
5.	Seven tied at ...	1

2022 TEAM PITCHING LEADERS

EARNED RUN AVG.

1.	Maddie Penta	0.00
	Annabelle Widra	0.88

WINS

1.	Maddie Penta	6
2.	Annabelle Widra	2
3.	Shelby Lowe	1

STRIKEOUTS

1.	Maddie Penta	55
2.	Annabelle Widra	18
3.	Shelby Lowe	17
4.	Emmah Rolfe	3
5.	Icess Tresvik	2

GAMES STARTED

1.	Maddie Penta	5
2.	Annabelle Widra	3
3.	Shelby Lowe	1
	Icess Tresvik	1

OPP. BATTING AVG.

1.	Maddie Penta	.144
2.	Annabelle Widra	.186

SAVES

1.	Annabelle Widra	1
----	-----------------	---

SO LOOKING

1.	Maddie Penta	7
2.	Annabelle Widra	5
3.	Shelby Lowe	1

GAMES FINISHED

1.	Shelby Lowe	5
	Emmah Rolfe	1
	Maddie Penta	1
	Icess Tresvik	1
2.	Annabelle Widra	1

WIN-LOSS PCT.

1.	Maddie Penta	1.000
	Annabelle Widra	1.000

INNINGS PITCHED

1.	Maddie Penta	27.0
2.	Annabelle Widra	16.0

APPEARANCES

1.	Maddie Penta	7
2.	Shelby Lowe	6
3.	Annabelle Widra	4
4.	Emmah Rolfe	3
5.	Icess Tresvik	2

GAMES IN RELIEF

1.	Shelby Lowe	5
2.	Emmah Rolfe	3
3.	Maddie Penta	2
4.	Icess Tresvik	1
	Annabelle Widra	1

2022 TEAM FIELDING LEADERS

FIELDING PCT.

1.	Aspyn Godwin	1.000
	Aubrie Lisenby	1.000
	Carlee McCondichie	1.000
	Skylar Elkins	1.000
	Lindsey Garcia	1.000

PUTOUTS

1.	Aspyn Godwin	51
2.	Aubrie Lisenby	33
3.	Bri Ellis	19
4.	Carlee McCondichie	12
5.	Five tied at ...	8

ASSISTS

1.	Nelia Peralta	12
2.	Carlee McCondichie	9
3.	Annabelle Widra	5
4.	Rose Roach	3
5.	Aubrie Lisenby	2

AUBURN HITTING BY OPPONENT

OPPONENT	G	W-L	AVG.	R	H	2B	3B	HR	BB	SO	SB-ATT	SLG	OBP
St. John's	1	1-0	.308	6	8	2	0	1	4	4	2-3	.500	.400
Fordham	1	1-0	.200	9	4	0	1	1	10	1	4-4	.450	.469
Pitt	1	0-1	.345	7	10	2	1	0	4	5	2-2	.483	.459
Indiana	1	1-0	.394	9	13	1	1	1	2	2	1-2	.576	.432
Illinois	1	1-0	.407	10	11	2	0	3	4	3	3-3	.815	.484
Austin Peay	2	2-0	.412	16	21	1	0	4	5	7	1-1	.667	.464
Villanova	2	2-0	.358	17	19	0	0	3	5	7	5-5	.528	.414
Dayton	1	1-0	.421	10	8	1	1	1	7	4	4-4	.737	.577
UAB													
Merrimack													
Brown													
North Dakota State													
Troy													
Bowling Green													
South Alabama													
Tennessee Tech													
Georgia Tech													
Georgia													
Weber State													
Northwestern													
Oklahoma													
Missouri													
Samford													
Ole Miss													
Florida													
LSU													
Jacksonville State													
Alabama													
South Carolina													
Alabama State													
Mississippi State													

AUBURN HITTING BY MONTH

MONTH	G	W-L	AVG.	R	H	2B	3B	HR	BB	SO	SB-ATT	SLG	OBP
February	10	9-1	.364	84	94	9	4	14	41	33	22-24	.593	.456
March													
April													
May													
June													

AUBURN HITTING BY SITE

SITE	G	W-L	AVG.	R	H	2B	3B	HR	BB	SO	SB-ATT	SLG	OBP
Home	5	5-0	.390	43	48	2	1	8	17	18	10-10	.618	.464
Away													
Neutral	5	4-1	.341	41	46	7	3	6	24	15	12-14	.570	.449

AUBURN PITCHING BY OPPONENT

OPPONENT	G/CG	W-L-S	ERA	IP	H	R	ER	2B	3B	HR	K	BB	BAA
St. John's	1/1	1-0-0	0.00	7.0	2	0	0	0	0	0	10	0	.091
Fordham	1/0	1-0-0	0.00	6.0	3	0	0	0	0	0	14	1	.130
Pitt	1/0	0-1-0	8.17	6.0	11	8	7	2	0	0	6	1	.393
Indiana	1/0	1-0-0	0.00	7.0	4	0	0	0	0	0	13	1	.160
Illinois	1/0	1-0-0	0.00	5.0	2	0	0	0	0	0	9	1	.118
Austin Peay	2/0	2-0-1	0.00	12.0	11	2	0	0	0	0	13	1	.224
Villanova	2/0	2-0-0	0.58	12.0	3	3	1	0	0	1	24	4	.075
Dayton	1/0	1-0-0	2.80	5.0	5	2	2	0	1	0	6	0	.278
UAB													
Merrimack													
Brown													
North Dakota State													
Troy													
Bowling Green													
South Alabama													
Tennessee Tech													
Georgia Tech													
Georgia													
Weber State													
Northwestern													
Oklahoma													
Missouri													
Samford													
Ole Miss													
Florida													
LSU													
Jacksonville State													
Alabama													
South Carolina													
Alabama State													
Mississippi State													

AUBURN PITCHING BY MONTH

MONTH	G/CG	W-L-S	ERA	IP	H	R	ER	2B	3B	HR	K	BB	BAA
February	10/1	9-1-1	1.17	60.0	41	15	10	2	1	1	95	9	.185
March													
April													
May													
June													

AUBURN PITCHING BY SITE

SITE	G/CG	W-L-S	ERA	IP	H	R	ER	2B	3B	HR	K	BB	BAA
Home	5/0	5-0-1	0.72	29.0	19	7	3	0	1	1	43	5	.178
Away													
Neutral	5/1	4-1-0	1.58	31.0	22	8	7	2	0	0	52	4	.191

THE LAST TIME A TEAM...

BATTING

Did not strikeout in a game	_____	vs. Niagara (4/15/2022)
Hit two grand slams in a game	_____	at Arkansas (4/15/2016)
Hit three home runs in a game	_____	vs. Illinois (5 inn.) (2/12/2023)
Hit four home runs in a game	_____	vs. Niagara (4/15/2022)
Hit five home runs in a game	_____	vs. Indiana State (2/28/2016)
All nine starters scored in a game	_____	at Mississippi State (3/24/2019)
Scored 10+ runs	_____	11, vs. Austin Peay (5 inn.) (2/17/2023)
Scored 15+ runs	_____	15 vs. Niagara (4/15/2022)
Scored 20+ runs	_____	22 vs. Alabama State (3/21/2018)
Scored 20+ runs in consecutive games	_____	21, 23 at Arkansas (4/16/2016-4/17/2016)
Scored 25+ runs	_____	28 vs. Butler (2/13/2016)
Scored in every inning	_____	vs. Niagara (4/15/2022)
Had 20+ hits	_____	20 at Arkansas (4/16/2016)
Had 25+ hits	_____	26 vs. Butler (2/13/2016)
Drew 10+ walks	_____	10, vs. Fordham (6 inn.) (2/10/2022)
Drew 15+ walks	_____	16 vs. UL-Lafayette (5/22/2015)
Stole 5 bases	_____	5 vs. Georgia State (3/2/2022)
Stole 6+ bases	_____	6 vs. Alabama State (4/17/19)
Scored 8+ runs in an inning	_____	8 in 2nd inn. vs. Austin Peay (2/17/2023)
Scored 10+ runs in an inning	_____	12 in 6th inn. vs. Texas A&M (3/17/2019)
Scored 15+ runs in an inning	_____	15 in 1st inn. vs. Butler (2/13/2015)

PITCHING

Shut out team in entire series	_____	Outscored Arkansas 54-0 (3 games) (4/15-17/2016)
Shutout win	_____	8-0 vs. Villanova (5 inn.) (2/17/2023)
Back-to-back shutouts	_____	9-0 vs. Indiana (2/11/2023),
	_____	10-0 vs. Illinois (5 inn.) (2/12/2023)
Three consecutive shutouts	_____	10-0 at Jacksonville State (6 inn.), 3-0 vs. ULM
	_____	9-0 vs. Delaware State (5 inn.) (2/23/22 to 2/26/22)
Five consecutive shutouts	_____	4-0 vs. Marshall, 2-0 vs. Wichita State, 3-0 vs. Tennessee Tech,
	_____	2-0 vs. Furman, 18-0 vs. Tennessee Tech (2/8/2018-2/10/2018)
Was shut out	_____	0-1 vs. #14 Clemson (5/21/2022)
Was shut out at home	_____	0-3 vs. #7 Florida (4/3/2022)
Was no-hit	_____	7-0 (7 inn.) vs. #7 Florida (4/26/2019)
Perfect game against	_____	6-0 vs. #1 Washington (2/11/2010)
Walked 10+ batters	_____	12 at #13 Tennessee (4/30/2016)

FIELDING

Made 5 errors	_____	5 at #8 Kentucky (3/27/2022)
Made 6+ errors	_____	7 vs. South Carolina (3/19/2022)

WINS & LOSSES

Began season with at least 15 straight wins	_____	2018
Won at least 10 straight games	_____	16 (2/20/2022-3/13/2022)
Won at least 15 straight games	_____	16 (2/20/2022-3/13/2022)
Road win vs. ranked SEC foe	_____	6-3 at #8 Kentucky (3/26/2022)
Win vs. ranked team	_____	4-3 vs. #15 Georgia (4/30/2022)
Five-game winning streak vs. ranked foes	_____	(3/17-3/25/2018)
Win vs. No. 1 ranked team	_____	3-2 vs. #1 Oklahoma (2/9/2017)
Win vs. Top 5 team	_____	3-0 at #5 Tennessee (4/7/2019)
Win vs. Top 10 team	_____	3-1 vs. #7 Florida (4/1/2022)
Home series win vs. ranked SEC team	_____	2-1 vs. #15 Georgia (4/29 - 5/1/2022)
Home series sweep vs. ranked SEC team	_____	3-0 vs. #18 Kentucky (3/23-3/25/2018)
Road series win vs. ranked SEC team	_____	2-1 at #5 Tennessee (4/6/2019-4/7/2019)
Road series sweep vs. ranked SEC team	_____	3-0 at #18 Georgia (3/31-2017-4/2/2017)
Won in extra innings	_____	4-3 (10 inn.) vs. South Carolina (3/21/2022)
Lost in extra innings	_____	7-10 (11 inn.) vs. South Carolina (3/19/2022)
Was run-ruled	_____	17-4 at #10 Arkansas (10 inn.) (4/10/2022)
Won when trailing after 6 innings	_____	vs. Texas A&M (3/11/22)
Overcame 5+ run deficit to win	_____	Trailed 7-0, won 8-7 (10 inn.) vs. UNCW (2/14/2020)

THE LAST TIME AN INDIVIDUAL...

BATTING

Had 4 hits	_____	4, Aubrie Lisenby & Jessie Blaine vs. Niagara (4/15/2022)
Had 5+ hits	_____	5, Jade Rhodes at Arkansas (4/16/2016)
Had 4 runs	_____	4, Alyssa Rivera vs. UNCW (2/15/2020)
Had 5+ runs	_____	5, Kim Blair vs. Alabama A&M (2/14/1999)
Had 2 doubles	_____	2, Nelia Peralta at Mississippi State (4/24/2022)
Had 3+ doubles	_____	3, Sydney Cox vs. St. John's (2/11/2022)
Had 2 triples	_____	2, Kendall Veach vs. #18 Georgia (4/2/2017)
Had 2 home runs	_____	2, Bri Ellis vs. Louisiana (5/20/2022)
Had 2 home runs in same inn.	_____	Justus Perry 3rd inn. vs. Alabama State (3/21/2018)
Had 3+ home runs	_____	3, Jade Rhodes at Ole Miss (3/14/2015)
Had grand slam	_____	Lindsey Garcia vs. Villanova (2/18/2023)
Had back-to-back home runs	_____	B. Ellis and A. Godwin vs. South Carolina (2/19/2022)
Had 5 RBI	_____	6, Alyssa Rivera vs. UNCW (2/15/2020)
Had 6-7 RBI	_____	6, Alyssa Rivera vs. UNCW (2/15/2020)
Had 8+ RBI	_____	10, Holly Currie vs. Alabama State (2/9/2005)
Hit for the cycle	_____	Holly Currie vs. Arkansas (3/12/2005)
Had 2 stolen bases	_____	3, Lindsey Garcia vs. Fordham (2/10/2023)
Had 3+ stolen bases	_____	3, Lindsey Garcia vs. Fordham (2/10/2023)
Had 4 walks	_____	4, Haley Fagan at #18 Georgia (3/31/2017)
Had walk-off hit	_____	Aspyn Godwin vs. Fordham (2/10/2023)
Had walk-off home run	_____	Aspyn Godwin vs. Fordham (2/10/2023)
Had walk-off grand slam	_____	Aspyn Godwin vs. Fordham (2/10/2023)
Had walk-off sac fly	_____	Tannon Snow vs. Alabama State (2/14/2020)

PITCHING

Threw no-hitter	_____	Shelby Lowe (5.0 IP) vs. St. John's (2/11/2022)
Combined no-hitter	_____	M. Penta (5.0) & K. Dismukes (2.0) vs. North Carolina A&T (3/4/2022)
Threw 7-inn. no-hitter	_____	Maddie Penta (7.0 IP) vs. IUPUI (2/27/2021)
Threw extra-inn. no-hitter	_____	Kristen Keyes vs. Georgia Tech (10.0 IP) (4/23/2003)
Threw perfect game	_____	Kaylee Carlson vs. Ohio State (3/18/2017)
Threw one-hitter	_____	Maddie Penta vs. St. John's (2/12/2022)
Combined one-hitter	_____	M. Penta (4.0) & S. Lowe (1.0) at Villanova (4/17/2023)
Threw CG shutout	_____	Annabelle Widra (7.0) vs. St. John's (2/10/2023)
Had 10 K's	_____	11, Maddie Penta vs. Indiana (2/11/2023)
Had 11-12 K's	_____	11, Maddie Penta vs. Indiana (2/11/2023)
Had 13-14 K's	_____	15, Maddie Penta vs. Bradley (2/26/2022)
Had 15-17 K's	_____	15, Maddie Penta vs. Bradley (2/26/2022)
Had 18+ K's	_____	18, Anna Thompson vs. Middle Tennessee (2/20/2009)

ALL-TIME PERFECT GAMES & NO-HITTERS

PERFECT GAMES

1.	Holly Currie vs. College of Charleston	2/11/05
2.	Kaylee Carlson vs. Ohio State	3/18/17

NO-HITTERS

1.	Brenda Espinoza vs. Jacksonville State	2/26/97
2.	Denisse Montalvo/Mary Petrie vs. AA&M	2/14/99
3.	Kristen Keyes vs. Georgia Tech	4/23/03
4.	Holly Currie vs. College of Charleston	2/11/05
5.	Holly Currie vs. Mercer	2/18/06
6.	Holly Currie vs. Missouri	3/24/06
7.	Beth DiPietro vs. Florida	3/28/06
8.	Holly Currie vs. Tennessee Tech	4/3/06
9.	Holly Currie vs. Ole Miss	5/6/06
10.	Holly Currie vs. Marist	5/19/06
11.	Holly Currie vs. Georgia State	2/14/07
12.	Jenee Loree vs. Texas A&M-CC	2/6/09
13.	Jenee Loree vs. Austin Peay	2/21/09
14.	Anna Thompson vs. Louisiana Tech	3/5/10
15.	Jenee Loree vs. IPFW	2/11/12
16.	Jenee Loree vs. Presbyterian	3/11/12
17.	Marcy Harper vs. Savannah State	3/14/13
18.	Marcy Harper vs. Radford	3/14/14
19.	Lexi Davis vs. IPFW	3/14/14
20.	Marcy Harper vs. Savannah State	3/15/14
21.	Marcy Harper vs. Appalachian State	2/11/16
22.	Rachel Walters vs. Samford	3/16/16
23.	Makayla Martin/Ashlee Swindle vs. Yale	2/25/17
24.	Kaylee Carlson vs. Ohio State	3/18/17
25.	Makayla Martin vs. Maryland	2/18/18
26.	Maddie Penta vs. Southeast Missouri State	2/13/21
27.	Maddie Penta vs. IUPUI	2/27/21
28.	Shelby Lowe vs. St. John's	2/11/22
29.	Maddie Penta/KK Dismukes vs. North Carolina A&T	3/4/22

GAME-BY-GAME STARTERS (BATTING ORDER)

DATE	NO. (#)	RECORD	OPPONENT	1	2	3	4	5	6	7	8	9
Feb. 10	1	1-0	St. John's	Peralta	McCondichie	Ellis	Blaine	Tresvik	Garcia	Godwin	McCrary	Roach
Feb. 10	1	1-0	Fordham	Peralta	McCondichie	Ellis	Blaine	Lisenby	Garcia	Cox	Smith	Roach
Feb. 11	1	0-1	Pitt	Peralta	McCondichie	Ellis	Blaine	Godwin	Cox	Garcia	Tresvik	Smith
Feb. 11	1	1-0	Indiana	Peralta	McCondichie	Ellis	Blaine	Lisenby	Cox	Garcia	McCrary	Widra
Feb. 12	1	1-0	Illinois	Peralta	McCondichie	Ellis	Blaine	Garcia	Godwin	McCrary	Widra	Tresvik
Feb. 17	1	1-0	Austin Peay	Peralta	McCondichie	Ellis	Godwin	McCrary	Garcia	Widra	Lisenby	Packer
Feb. 17	1	1-0	Villanova	Peralta	McCondichie	Ellis	Godwin	McCrary	Garcia	Blaine	Bryant	Tresvik
Feb. 18	2	2-0	Villanova	Peralta	McCondichie	Ellis	Godwin	McCrary	Garcia	Blaine	Bryant	Tresvik
Feb. 18	1	1-0	Dayton	Peralta	McCondichie	Garcia	Godwin	Ellis	Lisenby	Widra	Bryant	Tresvik
Feb. 19	1	1-0	Austin Peay	Peralta	McCondichie	Garcia	Ellis	Blaine	Godwin	Widra	Tresvik	Cox

GAME-BY-GAME STARTERS (POSITION)

DATE	NO. (#)	RECORD	OPPONENT	C	1B	2B	3B	SS	LF	CF	RF	DP
Feb. 10	1	1-0	St. John's	Godwin	Ellis	McCondichie	Roach	Peralta	McCrary	Tresvik	Garcia	Blaine
Feb. 10	1	1-0	Fordham	Lisenby	Ellis	McCondichie	Roach	Peralta	Cox	Smith	Garcia	Blaine
Feb. 11	1	0-1	Pitt	Blaine	Ellis	McCondichie	Roach	Peralta	Cox	Smith	Garcia	Godwin
Feb. 11	1	1-0	Indiana	Lisenby	Ellis	McCondichie	Widra	Peralta	Cox	Garcia	McCrary	Blaine
Feb. 12	1	1-0	Illinois	Godwin	Ellis	McCondichie	Widra	Peralta	McCrary	Tresvik	Garcia	Blaine
Feb. 17	1	1-0	Austin Peay	Lisenby	Ellis	McCondichie	Bryant	Peralta	McCrary	Packer	Garcia	Godwin
Feb. 17	1	1-0	Villanova	Godwin	Ellis	McCondichie	Bryant	Peralta	McCrary	Tresvik	Garcia	Blaine
Feb. 18	2	2-0	Villanova	Godwin	Ellis	McCondichie	Bryant	Peralta	McCrary	Tresvik	Garcia	Blaine
Feb. 18	1	1-0	Dayton	Lisenby	Ellis	McCondichie	Bryant	Peralta	Cox	Tresvik	Garcia	Godwin
Feb. 19	1	1-0	Austin Peay	Godwin	Ellis	McCondichie	Widra	Peralta	Cox	Tresvik	Garcia	Blaine

2023 TEAM GAME HIGHS

BATTING

At-Bats	33	vs. Indiana (Feb. 11, 2023)
Runs scored	11	vs. Austin Peay (Feb. 17, 2023)
Hits	13	vs. Indiana (Feb. 11, 2023)
	13	vs. Austin Peay (Feb. 17, 2023)
RBI	11	vs. Austin Peay (Feb. 17, 2023)
Doubles	2	vs. St. John's (Feb. 10, 2023)
	2	vs. Pitt (Feb. 11, 2023)
	2	vs. Illinois (Feb. 12, 2023)
Triples	1	FOUR TIMES
Home Runs	3	vs. Illinois (Feb. 12, 2023)
Total Bases	22	vs. Illinois (Feb. 12, 2023)
Walks	10	vs. Fordham (Feb. 10, 2023)
Strikeouts	5	vs. Pitt (Feb. 11, 2023)
Sac Hits	2	vs. Dayton (Feb. 18, 2023)
Sac Flies	1	vs. Fordham (Feb. 10, 2023)
	1	vs. Pitt (Feb. 11, 2023)
	1	vs. Indiana (Feb. 11, 2023)
Stolen Bases	4	vs. Fordham (Feb. 10, 2023)
	4	vs. Dayton (Feb. 18, 2023)
Hit By Pitch	3	vs. Pitt (Feb. 11, 2023)
Caught Stealing	1	vs. St. John's (Feb. 10, 2023)
	1	vs. Indiana (Feb. 11, 2023)
Runners Left on Base	9	vs. Pitt (Feb. 11, 2023)
Hit into DP	1	vs. Pitt (Feb. 11, 2023)
	1	vs. Indiana (Feb. 11, 2023)
	1	vs. Dayton (Feb. 18, 2023)

FIELDING

Putouts	21	FOUR TIMES
Assists	7	vs. Pitt (Feb. 11, 2023)
Errors	3	vs. Austin Peay (Feb. 17, 2023)
Passed Balls	2	vs. Villanova (Feb. 18, 2023)
DPs Turned	1	FOUR TIMES

PITCHING

Innings Pitched	7.0	FOUR TIMES
Runs Allowed	8	vs. Pitt (Feb. 11, 2023)
Earned Runs	7	vs. Pitt (Feb. 11, 2023)
Walks Allowed	4	vs. Villanova (Feb. 18, 2023)
Strikeouts	14	vs. Fordham (Feb. 10, 2023)
Hits Allowed	11	vs. Pitt (Feb. 11, 2023)
Doubles Allowed	2	vs. Pitt (Feb. 11, 2023)
Triples Allowed	1	vs. Dayton (Feb. 18, 2023)
Homers Allowed	1	vs. Villanova (Feb. 18, 2023)
Wild Pitches:	1	vs. Indiana (Feb. 11, 2023)
	1	vs. Villanova (Feb. 18, 2023)
Hit Batters	1	vs. Indiana (Feb. 11, 2023)

2023 INDIVIDUAL GAME HIGHS

BATTING

At-Bats	5	Nelia Peralta vs. Pitt (Feb. 11, 2023)
Runs scored	2	NINE TIMES
Hits	3	Carlee McCondichie vs. St. John's (Feb. 10, 2023)
	3	Lindsey Garcia vs. Indiana (Feb. 11, 2023)
RBI	4	Aspyn Godwin vs. Fordham (Feb. 10, 2023)
	4	Lindsey Garcia vs. Villanova (Feb. 18, 2023)
Doubles	1	NINE TIMES
Triples	1	FOUR TIMES
Home Runs	1	FOURTEEN TIMES
Total Bases	5	SIX TIMES
Walks	2	FOUR TIMES
Strikeouts	2	Icess Tresvik vs. St. John's (Feb. 10, 2023)
	2	Rose Roach vs. Austin Peay (Feb. 17, 2023)
	2	Lindsey Garcia vs. Austin Peay (Feb. 19, 2023)
Sac Hits	1	Denver Bryant vs. Dayton (Feb. 18, 2023)
	1	Maddie Penta vs. Dayton (Feb. 18, 2023)
	1	Sydney Cox vs. Austin Peay (Feb. 19, 2023)
Sac Flies	1	Millie Roberts vs. Fordham (Feb. 10, 2023)
	1	Carlee McCondichie vs. Pitt (Feb. 11, 2023)
	1	Bri Ellis vs. Indiana (Feb. 11, 2023)
Stolen Bases	3	Lindsey Garcia vs. Fordham (Feb. 10, 2023)
Hit By Pitch	1	FIVE TIMES
Caught Stealing	1	Makayla Packer vs. St. John's (Feb. 10, 2023)
	1	Kenadie Cooper vs. Indiana (Feb. 11, 2023)
Runners Left on Base	4	Jessie Blaine vs. Pitt (Feb. 11, 2023)

FIELDING

Putouts	11	Aubrie Lisenby vs. Fordham (Feb. 10, 2023)
	11	Aspyn Godwin vs. Villanova (Feb. 17, 2023)
Assists	3	Carlee McCondichie vs. Pitt (Feb. 11, 2023)
	3	Nelia Peralta vs. Dayton (Feb. 18, 2023)
Errors	3	Nelia Peralta vs. Austin Peay (Feb. 19, 2023)
	2	Rose Roach vs. Fordham (Feb. 10, 2023)
	2	Rose Roach vs. Austin Peay (Feb. 17, 2023)
	2	Denver Bryant vs. Villanova (Feb. 18, 2023)
Passed Balls	2	Skylar Elkins vs. Villanova (Feb. 18, 2023)

PITCHING

Innings Pitched	7.0	Annabelle Widra vs. St. John's (Feb. 10, 2023)
Runs Allowed	4	Emmah Rolfe vs. Pitt (Feb. 11, 2023)
	4	Icess Tresvik vs. Pitt (Feb. 11, 2023)
Earned Runs	4	Emmah Rolfe vs. Pitt (Feb. 11, 2023)
Walks Allowed	3	Emmah Rolfe vs. Villanova (Feb. 18, 2023)
Strikeouts	11	Maddie Penta vs. Fordham (Feb. 10, 2023)
	11	Maddie Penta vs. Indiana (Feb. 11, 2023)
Hits Allowed	7	Emmah Rolfe vs. Pitt (Feb. 11, 2023)
Doubles Allowed	1	Icess Tresvik vs. Pitt (Feb. 11, 2023)
	1	Emmah Rolfe vs. Pitt (Feb. 11, 2023)
Triples Allowed	1	Annabelle Widra vs. Dayton (Feb. 18, 2023)
Homers Allowed	1	Shelby Lowe vs. Villanova (Feb. 18, 2023)
Wild Pitches	1	Maddie Penta vs. Indiana (Feb. 11, 2023)
	1	Emmah Rolfe vs. Villanova (Feb. 18, 2023)
Hit Batters	1	Maddie Penta vs. Indiana (Feb. 11, 2023)

HEAD COACH MICKEY DEAN

Mickey Dean enters his sixth season as the head coach of the Auburn softball program. In 16 years at the collegiate level, Dean has coached 11 NCAA Tournament teams, including one super regional participant, and won nine conference championships. He is one of four active head coaches to led three different programs to the NCAA Tournament

A native of Elkton, Va., Dean has guided 81 all-conference players, 45 all-region honorees and eight All-Americans, including 2017 National Player of the Year, Megan Good. He has also been touted as the conference coach of the year eight times.

During his time on the Plains, Dean has guided the Tigers to a 163-90 overall record behind a pair of 40-win seasons. He has guided the Tigers to four NCAA Regional appearances. Dean's resume at Auburn also includes five NFCA All-Region selections and five All-SEC selections. During his tenure, Bri Ellis became the program's first undisputed SEC Freshman of the Year. He also guided slugger Kendall Veach to All-America honors from Softball America in 2019.

Dean's fifth season on the Plains featured a massive overhaul to the program's offense. After opening the season with a 24-1 record, the Tigers would end 2022 with a total of 40 victories, including top-10 wins over No. 8 Kentucky and No. 7 Florida. Dean also helped Auburn to the program's 900th victory with a 10-0 victory at Jacksonville State on Feb. 23, 2022. The Tigers earned a postseason berth as the two-seeded team at the Clemson Regional.

More than tripling its home run numbers from a season ago, Auburn finished 14th in the nation with 86. The mark was the third highest total in a season in school history. Auburn's offense was also highlighted with top-five season performances in team batting average, slugging percentage, runs scored, triples, home runs, RBI and total bases.

Auburn's revitalized offense was due in part to the 2022 freshman class. Auburn's top three RBI producers of the 2022 season were freshmen Bri Ellis, Nelia Peralta and Jessie Blaine. Ellis was the breakout star as she shattered the program's freshman home run record with 20, the third most in the SEC. A top-10 finalist for Schutt Sports/NFCA National Freshman of the Year, Ellis was also tabbed to Extra Inning Softball's All-Freshman Team and added Second Team All-SEC honors after leading the Tigers in home runs, RBI and slugging percentage.

Due to injuries in the pitching circle, Maddie Penta became the workhorse in the circle for the Tigers and shattered records along the way to become the program's pitcher to ever earn NFCA First Team All-Region honors. Penta led the SEC in victories (23) and finished second in strikeouts (258). She was the first pitcher since 2010 to surpass 250 strikeouts in a season and went on to set the program's sophomore strikeout record. Penta finished in the top five in four Auburn single-season pitching records, including wins, starts, strikeouts per seven innings and lowest batting average against. Her efforts also earned her First Team All-SEC accolades.

In his fourth season at Auburn, Dean navigated the Tigers through the uncertainties of playing a season during the heart of COVID-19 pandemic. He carried Auburn to 27 victories, highlighted by the program's first victories in Columbia, Mo., College Station, Texas, and Baton Rouge, La., since 2015. The Tigers also upset No. 12 Kentucky picking up the series win at Jane B. Moore Field.

Dean would earn his 100th victory as head coach of the Tigers on Feb. 20, 2021, as Auburn upset No. 10 South Carolina 5-4 in non-conference competition during the Osprey/Dolphin Invitational in Jacksonville, Fla. Dean would add his 600th career head coaching victory on April 25, 2021, when Auburn took a 3-1 victory over Ole Miss in Oxford, Miss.

The 2021 season was highlighted by the breakout performances

from pitching freshman duo Shelby Lowe and Maddie Penta. The pair combined for a total of five SEC Freshman of the Week honors becoming just the second and third Auburn freshman pitchers to win the award multiple times in a season. Penta set the program record with three freshman weekly honors from the league office.

After becoming the first Auburn freshman pitcher to toss a no-hitter in a season opener in Auburn's 8-0 win over Southeast Missouri State, Penta would close her debut season with a pair of no-hitters. Penta would toss Auburn's first seven-inning no-hitter since 2012 in a 5-0 victory over IUPUI. She was the first Auburn pitcher since Marcy Harper in 2014 to pitch multiple no-hitters in the same season.

Lowe turned in one of the most dominating pitching performances by an Auburn freshman in school history. Lowe closed the year setting Auburn's single-season record for fewest walks allowed per seven innings (1.18), while also ranking sixth in single-season history for earned run average (1.48), eighth for longest scoreless innings streak (24.1) and 10th in strikeouts (179) and complete games (15). Her 179 strikeouts were the most by an Auburn pitcher in over a decade. Lowe recorded the second most strikeouts and second lowest ERA by an Auburn freshman pitcher in program history.

Lowe and Penta both surpassed 100 strikeouts during their freshman campaigns, marking the first time in school history that Auburn had two freshman pitchers surpass 100+ strikeouts in the same season.

The duo was honored alongside fellow freshmen Makayla Packer and Sydney Cox as members of the 2021 SEC All-Freshman Team, setting Auburn's program record with the four selections. Lowe added All-SEC Second Team honors to become the only freshman pitcher in program history to be honored with all-conference honors during their debut season. Maddison Kopeke rounded out the SEC accolades with a selection to the SEC All-Newcomer Team.

Lowe would go on to be one of 15 finalists for the Schutt Sports/NFCA Division I National Freshman of the Year award and would secure NFCA All-Southeast Region Third Team honors.

Dean's third season at Auburn was shortened due to the COVID-19 pandemic. Before the 2020 season was halted, Dean helped the Tigers to 16 wins, highlighted by victories over No. 25 Northwestern and No. 16 Minnesota. The Tigers made program history on March 2, 2020, when Alyssa Rivera (Player), Samantha Yarbrough (Pitcher) and Carlee McCondie (Freshmen) swept the SEC's weekly awards. It marked the first time Auburn has swept all three SEC awards.

Auburn closed the 2019 season with a 39-21 overall record, earning its sixth straight NCAA Tournament bid. The Tigers closed the conference slate with a 10-14 mark and earned a spot in the 2019 SEC Softball Tournament semifinals. Dean guided Kendall Veach to All-SEC and NFCA All-Region team honors. The program made history as the senior class was drafted in the 2019 National Pro Fastpitch Draft.

Dean led Auburn to a 15-0 start to open the 2018 season, which tied the best start in program history and were the most wins in SEC history among first-year head coaches. He earned his 500th career win during the Wilson/DeMarini Classic when Auburn earned a shutout win over Western Illinois on Mar. 4. He led the Tigers to their 800th win in program history with a 2-1 victory over Kennesaw State on April 4.

A 1987 graduate of Elon University, Dean was a pitcher on the baseball team where he was a four-year letterwinner.

Dean and his wife, Liz, and have two adult children: Isaac and Eli.



Hometown/Birthplace _____ Elkton, Va.
 College _____ Elon '87
 Family _____ wife, Liz, children: Isaac, Eli

Head Coaching Career _____ 16th Season
 Career Record _____ 650-263 (.712)
 NCAA Regionals _____ 11
 NCAA Super Regionals _____ 1
 Conference Championships _____ 9

2018-Pr.	Auburn - Head Coach	172-91
2013-17	James Madison - Head Coach	237-56
2007-12	Radford - Head Coach	241-116

2023	Auburn	9-1
2022	Auburn	40-17
2021	Auburn	27-22
2020*	Auburn	16-11
2019	Auburn	39-21
2018	Auburn	41-17
2017	James Madison	52-8
2016	James Madison	50-6
2015	James Madison	48-10
2014	James Madison	45-15
2013	James Madison	42-17
2012	Radford	34-21
2011	Radford	38-21
2010	Radford	38-17
2009	Radford	41-15
2008	Radford	46-15
2007	Radford	44-27

AUBURN COACHING HIGHLIGHTS

- Four NCAA Regional appearances (2018, 2019, 2021, 2022)
- One All-American honoree (Kendall Veach - Softball America)
- Seven National Pro Fastpitch Draft selections
- Two Finalists for Schutt Sports/NFCA Freshman of the Year (Shelby Lowe/Bri Ellis)
- Five NFCA All-Region selections
- SEC Freshman of the Year [Bri Ellis]
- Five All-SEC Team selections
- Two SEC All-Defensive Team selections
- Five SEC All-Freshman Team selections
- One SEC All-Newcomer Team selection
- Two SEC All-Tournament Team selections
- One Wilson/NFCA Division I Pitcher of the Week [Maddie Penta]
- One D1 Softball Freshman of the Week honor
- Twenty SEC Weekly honors

PLAYER CAPSULES



ASPYN GODWIN **00**

CATCHER/OUTFIELD
Gr. | 5-8 | R/R
Silverhill, Ala. | Daphne

SEASON HIGH

4, vs. Pitt (2/11/23) AB 5, vs. South Carolina (3/19/22)
 1 (6x), last vs. Villanova (2/18/23) R 2 (5x), last vs. Jacksonville State (4/19/22)
 2, vs. Pitt (2/11/23) H 2 (14x), last vs. Pitt (2/11/23)
 1, vs. St. John's (2/10/23) 2B 2 (2x), last vs. Mercer (3/8/19)
 3B 1 (5x), last vs. Southern Miss (3/5/21)
 1 (3x), last vs. Austin Peay (2/17/23) HR 1 (21x), last vs. Austin Peay (2/17/23)
 4, vs. Fordham (2/10/23) RBI 4, vs. Fordham (2/10/23)

CAREER HIGH

2023 SEASON HIGHLIGHTS

Elected to use her COVID waiver and return for a fifth season ranks sixth in the SEC in total home runs and ninth in home runs per game (.30) ... slugged her first career grand slam to walk off a run-rule victory over Fordham (2/10) in six innings ... set a career high in RBI against the Rams ... tied for sixth in Auburn history in career triples and fielding percentage.

GAME BY GAME BATTING

DATE	OPPONENT	POS	AB	R	H	RBI	2B	3B	HR	BB	SB	CS	HBP	SAC	SF	GDP	K	PO	A	E	AVG
Feb. 10	vs. St. John's	*C	2	0	1	1	1	0	0	0	0	0	0	0	0	0	1	7	0	0	.500
Feb. 10	vs. Fordham	C	1	1	1	4	0	0	1	0	0	0	0	0	0	0	0	3	0	0	.667
Feb. 11	vs. Pitt	*DP/C	4	1	2	0	0	0	0	0	0	0	0	0	0	1	1	3	0	0	.571
Feb. 11	vs. Indiana	C	0	0	0	0	0	0	0	0	0	0	0	0	0	0	0	2	0	0	.571
Feb. 12	vs. Illinois	*C	3	1	1	2	0	0	1	0	0	0	0	0	0	0	0	9	0	0	.500
Feb. 17	AUSTIN PEAY	*DP	2	1	1	3	0	0	1	0	0	0	0	0	0	0	1	0	0	0	.500
Feb. 17	VILLANOVA	*C	3	1	1	0	0	0	0	0	0	0	0	0	0	0	0	11	0	0	.467
Feb. 18	VILLANOVA	*C	2	1	1	0	0	0	0	0	0	0	0	0	0	0	0	6	1	0	.471
Feb. 18	DAYTON	*DP	3	0	0	0	0	0	0	0	0	0	0	0	0	0	1	0	0	0	.400
Feb. 19	AUSTIN PEAY	*C	2	0	0	0	0	0	0	1	0	0	0	0	0	0	0	10	0	0	.364
TOTALS		8gs	22	6	8	10	1	0	3	1	0	0	0	0	0	1	4	51	1	0	.364

On Base Percentage .391 | Slugging Percentage .818

GODWIN'S OVERALL CAREER STATS

YEAR	AVG	GP-GS	AB	R	H	2B	3B	HR	RBI	TB	SLG%	BB	HBP	SO	GDP	OB%	SF	SH	SB-ATT	PO	A	E	FLD%
2019	.286	33-7	42	9	12	2	1	1	13	19	.452	6	0	10	0	.375	0	0	1-1	1	0	0	1.000
2020	.244	21-13	41	5	10	1	1	2	4	19	.463	3	0	7	1	.295	0	2	0-0	21	3	0	1.000
2021	.217	47-43	106	11	23	5	3	5	18	49	.460	7	0	27	0	.263	1	3	0-1	315	28	7	.980
2022	.235	51-43	102	19	24	4	0	10	17	58	.569	14	0	25	3	.325	1	3	2-2	248	14	3	.989
2023	.364	10-8	22	6	8	1	0	3	10	18	.818	1	0	4	1	.391	0	0	0-0	51	1	0	1.000
TOTAL	.246	162-114	313	50	77	13	5	21	62	163	.521	31	0	73	5	.312	2	8	3-4	636	46	10	.986

PLAYER CAPSULES



SYDNEY COX

2

UTILITY

Jr. | 5-3 | L/R

Asheboro, N.C. | Asheboro

SEASON HIGH

3 vs. Indiana (2/11/23) AB _____ 4 (4x), last vs. South Florida (2/20/22)
 1 (2x), last vs. Villanova (2/18/23) R _____ 3, vs. St. John's (2/11/22)
 _____ H _____ 4, vs. St. John's (2/11/22)
 _____ 2B _____ 3, vs. St. John's (2/11/22)
 _____ 3B _____ 1 (2x), last at Mississippi State (4/24/22)
 _____ HR _____ 1 (6x), last at Tennessee (5/7/22)
 1 (2x), last vs. Villanova (2/18/23) RBI _____ 4, vs. St. John's (2/11/22)

CAREER HIGH

2023 SEASON HIGHLIGHTS

Started three games over opening weekend, making her collegiate debut as an outfielder.

GAME BY GAME BATTING

DATE	OPPONENT	POS	AB	R	H	RBI	2B	3B	HR	BB	SB	CS	HBP	SAC	SF	GDP	K	PO	A	E	AVG	
Feb. 10	vs. St. John's	PH	0	0	0	0	0	0	0	1	0	0	0	0	0	0	0	0	0	0	0	.000
Feb. 10	vs. Fordham	*OF	1	0	0	0	0	0	0	2	0	0	0	0	0	0	0	0	0	0	0	.000
Feb. 11	vs. Pitt	*OF	1	1	0	1	0	0	0	1	0	0	1	0	0	0	0	1	0	0	0	.000
Feb. 11	vs. Indiana	*OF	3	0	0	0	0	0	0	0	0	0	0	0	0	0	0	1	0	0	0	.000
Feb. 17	AUSTIN PEAY	OF	1	0	0	0	0	0	0	0	0	0	0	0	0	0	0	0	0	0	0	.000
Feb. 17	VILLANOVA	PH	1	0	0	0	0	0	0	0	0	0	0	0	0	0	0	0	0	0	0	.000
Feb. 18	VILLANOVA	PH/OF	1	1	0	1	0	0	0	1	0	0	0	0	0	0	0	0	0	0	0	.000
Feb. 18	DAYTON	*OF	0	0	0	0	0	0	0	0	0	0	0	0	0	0	0	1	0	0	0	.000
Feb. 19	AUSTIN PEAY	*OF	1	0	0	0	0	0	0	0	0	0	0	1	0	0	0	2	0	0	0	.000
TOTALS		5gs	9	2	0	2	0	0	0	5	0	0	1	1	0	0	0	5	0	0	.000	

On Base Percentage .400 | Slugging Percentage .000

COX'S OVERALL CAREER STATS

YEAR	AVG	GP-GS	AB	R	H	2B	3B	HR	RBI	TB	SLG%	BB	HBP	SO	GDP	OB%	SF	SH	SB-ATT	PO	A	E	FLD%
2021	.256	49-45	121	12	31	9	0	1	12	43	.355	17	2	20	1	.355	1	4	3-5	71	72	7	.953
2022	.310	57-51	129	28	40	10	2	5	26	69	.535	18	1	34	0	.399	0	4	1-1	28	44	8	.900
2023	.000	9-5	9	2	0	0	0	0	2	0	.000	5	1	0	0	.400	0	1	0-0	5	0	0	1.000
TOTAL	.274	115-101	259	42	71	19	2	6	40	112	.432	40	4	54	1	.378	1	9	4-6	104	116	15	.936

PLAYER CAPSULES



ICCESS TRESVIK

3

UTILITY

So. | 5-9 | R/R

Wilmington, N.C. | North Carolina A&T

SEASON HIGH

3 (2x), last vs. Austin Peay (2/19/23) _____ AB _____ 3 (2x), last vs. Austin Peay (2/19/23)
 2, vs. Illinois (2/12/23) _____ R _____ 2, vs. Illinois (2/12/23)
 2, vs. Austin Peay (2/19/23) _____ H _____ 2, vs. Austin Peay (2/19/23)
 _____ 2B _____
 _____ 3B _____
 1 (3x), last vs. Austin Peay (2/19/23) _____ HR _____ 1 (3x), last vs. Austin Peay (2/19/23)
 2, vs. Illinois (2/12/23) _____ RBI _____ 2, vs. Illinois (2/12/23)

CAREER HIGH

2023 SEASON HIGHLIGHTS

Ranks sixth in the SEC in home runs and seventh in home runs per game (0.33) ... made her Auburn debut in the circle with a start vs. Pitt (2/11) ... first hit as a Tiger was a two-run blast vs. Illinois (2/12) ... slugged a solo home run to lead off the run third inning to tie the game at 1-1 in Auburn's come-from-behind win over Austin Peay (2/19) ...

GAME BY GAME BATTING

DATE	OPPONENT	POS	AB	R	H	RBI	2B	3B	HR	BB	SB	CS	HBP	SAC	SF	GDP	K	PO	A	E	AVG
Feb. 10	vs. St. John's	*OF	2	0	0	0	0	0	0	0	0	0	0	0	0	0	2	2	0	0	.000
Feb. 11	vs. Pitt	*P	1	0	0	0	0	0	0	0	0	0	0	0	0	0	0	0	0	0	.000
Feb. 11	vs. Indiana	OF	0	0	0	0	0	0	0	0	0	0	0	0	0	0	0	0	0	0	.000
Feb. 12	vs. Illinois	*OF/OF	3	2	1	2	0	0	1	0	0	0	0	0	0	0	0	1	0	0	.167
Feb. 17	VILLANOVA	*OF/OF	2	0	0	1	0	0	0	0	0	0	0	0	0	0	0	0	0	0	.125
Feb. 18	VILLANOVA	*OF	2	1	1	1	0	0	1	0	0	0	0	0	0	0	0	2	0	0	.200
Feb. 18	DAYTON	*OF	1	1	0	0	0	0	0	1	1	0	0	0	0	0	1	1	0	0	.182
Feb. 19	AUSTIN PEAY	*OF/OF	3	1	2	1	0	0	1	0	0	0	0	0	0	0	0	1	0	0	.286
TOTALS		7gs	14	5	4	5	0	0	3	1	1	0	0	0	0	0	3	7	0	0	.286

On Base Percentage .333 | Slugging Percentage .929

GAME BY GAME PITCHING

DATE	OPPONENT	GS	IP	H	R	ER	BB	SO	2B	3B	HR	WP	BK	HBP	IBB	SCORE	W-L	SV	ERA	NP
Feb. 11	vs. Pitt	*	1.0	4	4	3	0	1	1	0	0	0	0	0	0	7-8	0-1	0	21.00	38
Feb. 17	AUSTIN PEAY		1.0	0	0	0	0	1	0	0	0	0	0	0	0	11-1	0-1	0	10.50	11
TOTALS		1	2.0	4	4	3	0	2	1	0	0	0	0	0	0	18-9	0-1	0	10.50	49

TRESVIK'S OVERALL CAREER STATS

YEAR	AVG	GP-GS	AB	R	H	2B	3B	HR	RBI	TB	SLG%	BB	HBP	SO	GDP	OB%	SF	SH	SB-ATT	PO	A	E	FLD%
2023	.286	8-7	14	5	4	0	0	3	5	13	.929	1	0	3	0	.333	0	0	1-1	7	0	0	1.000
TOTAL	.286	8-7	14	5	4	0	0	3	5	13	.929	1	0	3	0	.333	0	0	1-1	7	0	0	1.000
YEAR	ERA	W-L	APP	GS	CG	SHO	SV	IP	H	R	ER	BB	SO	2B	3B	HR	BF	BAVG	WP	HBP	BK	SFA	SHA
2023	10.50	0-1	2	1	0	0/0	0	2.0	4	4	3	0	2	1	0	0	11	.400	0	0	0	1	0
TOTAL	10.50	0-1	2	1	0	0/0	0	2.0	4	4	3	0	2	1	0	0	11	.400	0	0	0	1	0

PLAYER CAPSULES



EMMAH ROLFE

4

RIGHT-HANDED PITCHER
Fr. | 5-10 | R/R
Madison, Ala. | Bob Jones

SEASON HIGH

CAREER HIGH

3.1, vs. Pitt (2/11/23)	IP	3.1, vs. Pitt (2/11/23)
7, vs. Pitt (2/11/23)	H	7, vs. Pitt (2/11/23)
4, vs. Pitt (2/11/23)	R	4, vs. Pitt (2/11/23)
4, vs. Pitt (2/11/23)	ER	4, vs. Pitt (2/11/23)
3, vs. Villanova (2/18/23)	BB	3, vs. Villanova (2/18/23)
2, vs. Pitt (2/11/23)	SO	2, vs. Pitt (2/11/23)
58, vs. Pitt (2/11/23)	Pitches	58, vs. Pitt (2/11/23)

2023 SEASON HIGHLIGHTS

Made her collegiate debut in a relief appearance against Pitt (2/11), picking up a pair of strikeouts ...

GAME BY GAME PITCHING

DATE	OPPONENT	GS	IP	H	R	ER	BB	SO	2B	3B	HR	WP	BK	HBP	IBB	SCORE	W-L	SV	ERA	NP
Feb. 11	vs. Pitt		3.1	7	4	4	1	2	1	0	0	0	0	0	0	7-8	0-0	0	8.40	58
Feb. 17	AUSTIN PEAY		1.0	2	0	0	0	0	0	0	0	0	0	0	0	11-1	0-0	0	6.46	14
Feb. 18	VILLANOVA		1.0	0	1	0	3	1	0	0	0	1	0	0	0	9-3	0-0	0	5.25	35
TOTALS			5.1	9	5	4	4	3	1	0	0	1	0	0	0	27-12	0-0	0	5.25	107

ROLFE'S OVERALL CAREER STATS

YEAR	ERA	W-L	APP	GS	CG	SHO	SV	IP	H	R	ER	BB	SO	2B	3B	HR	BF	BAVG	WP	HBP	BK	SFA	SHA
2023	5.25	0-0	3	0	0	0/0	0	5.1	9	5	4	4	3	1	0	0	27	.409	1	0	0	1	0
TOTAL	5.25	0-0	3	0	0	0/0	0	5.1	9	5	4	4	3	1	0	0	27	.409	1	0	0	1	0

PLAYER CAPSULES



LINDSEY GARCIA

5

INFIELD

Sr. | 5-5 | R/R

Coral Springs, Fla. | Coral Springs Charter School

SEASON HIGH

4 (2x), last vs. Indiana (2/11/23) AB 5, vs. South Carolina (3/19/22)
 2 (5x), last vs. Villanova (2/18/23) R 2 (8x), last vs. Villanova (2/18/23)
 3, vs. Indiana (2/11/23) H 3, vs. Indiana (2/11/23)
 1 (3x), last vs. Dayton (2/18/23) 2B 1 (17x), last vs. Dayton (2/18/23)
 3B 1 (4x), last vs. Niagara (4/15/22)
 1 (2x), last vs. Villanova (2/18/23) HR 1 (13x), last vs. Villanova (2/18/23)
 4, vs. Villanova (2/18/23) RBI 4, vs. Villanova (2/18/23)

CAREER HIGH

2023 SEASON HIGHLIGHTS

Ranks eighth in the SEC in stolen bases and runs per game (1.20), 11th in hits, 13th in batting average and 15th in total bases .. reached base in all 10 games this season ... first player since Alyssa Rivera (2019) to record three steals in a game - vs. Fordham (2/10) ... set a career high with three hits vs. Indiana (2/11) ... slugged a grand slam, the first of her career, in the first inning against Villanova (2/18) to propel Auburn to a comeback win ... Tiger Invitational All-Tournament Team ...

GAME BY GAME HITTING

DATE	OPPONENT	POS	AB	R	H	RBI	2B	3B	HR	BB	SB	CS	HBP	SAC	SF	GDP	K	PO	A	E	AVG
Feb. 10	vs. St. John's	*OF	3	1	1	2	0	0	0	0	0	0	0	0	0	0	0	1	0	0	.333
Feb. 10	vs. Fordham	*OF	2	2	1	0	0	0	0	1	3	0	0	0	0	0	0	0	0	0	.400
Feb. 11	vs. Pitt	*OF	4	0	1	0	1	0	0	0	0	0	0	0	0	0	0	1	4	0	.333
Feb. 11	vs. Indiana	*OF/OF	4	2	3	1	0	0	0	0	0	0	0	0	0	0	0	1	0	0	.462
Feb. 12	vs. Illinois	*OF	2	2	1	0	1	0	0	1	0	0	0	0	0	0	0	0	0	0	.467
Feb. 17	AUSTIN PEAY	*OF	2	1	1	3	0	0	1	0	0	0	0	0	0	0	0	1	0	0	.471
Feb. 17	VILLANOVA	*OF	3	2	2	0	0	0	0	0	0	0	0	0	0	0	0	0	0	0	.500
Feb. 18	VILLANOVA	*OF/DP	3	2	1	4	0	0	1	0	1	0	0	0	0	0	0	1	0	0	.478
Feb. 18	DAYTON	*OF	3	0	2	1	1	0	0	0	0	0	0	0	0	0	0	0	0	0	.500
Feb. 19	AUSTIN PEAY	*OF	2	0	0	0	0	0	0	1	0	0	0	0	0	0	2	0	0	0	.464
TOTALS		10gs	28	12	13	11	3	0	2	3	4	0	0	0	0	0	3	8	0	0	.464

On Base Percentage .516 | Slugging Percentage .786

GARCIA'S OVERALL CAREER STATS

YEAR	AVG	GP-GS	AB	R	H	2B	3B	HR	RBI	TB	SLG%	BB	HBP	SO	GDP	OB%	SF	SH	SB-ATT	PO	A	E	FLD%
2020	.263	19-4	19	7	5	3	1	0	4	10	.526	3	1	7	0	.391	0	0	1-1	1	4	0	1.000
2021	.236	45-38	106	16	25	3	0	3	15	38	.349	8	3	18	0	.303	2	2	5-5	13	16	5	.853
2022	.285	56-56	158	29	45	8	3	8	32	83	.525	11	2	15	0	.328	6	2	10-14	61	3	2	.970
2023	.464	10-10	28	12	13	3	0	2	11	22	.786	3	0	3	0	.516	0	0	4-4	8	0	0	1.000
TOTAL	.283	130-108	311	64	88	17	4	13	62	152	.489	25	6	43	0	.340	8	4	20-24	83	23	7	.938

PLAYER CAPSULES



DENVER BRYANT

7

INFIELD

Jr. | 5-6 | R/R

Albany, Ga. | Dougherty

SEASON HIGH

3, vs. Villanova (2/17/23) AB 5, last vs. South Carolina (3/19/22)
 1 (2x), last vs. Dayton (2/18/23) R 2, at Jacksonville State (2/23/22)
 2, vs. Villanova (2/17/23) H 2 (9x), last vs. Villanova (2/17/23)
 2B 1 (6x), last vs. Toledo (3/4/22)
 3B 1 (2x), last vs. Texas Tech (2/17/22)
 HR 1 (7x), last vs. South Carolina (3/21/22)
 2, vs. Villanova (2/17/23) RBI 3 (2x), last vs. South Carolina (3/20/22)

CAREER HIGH

2023 SEASON HIGHLIGHTS

Made her return to the field following her 2022 knee injury with three pinch-hit appearances over opening weekend (2/10-11) ... turned in a two-hit, two-RBI performance against Villanova (2/17), her first since her injury...

GAME BY GAME HITTING

DATE	OPPONENT	POS	AB	R	H	RBI	2B	3B	HR	BB	SB	CS	HBP	SAC	SF	GDP	K	PO	A	E	AVG
Feb. 10	vs. St. John's	PH	1	0	0	0	0	0	0	0	0	0	0	0	0	0	0	0	0	0	.000
Feb. 10	vs. Fordham	PH	0	1	0	0	0	0	0	1	0	0	0	0	0	0	0	0	0	0	.000
Feb. 11	vs. Indiana	PH	1	0	0	0	0	0	0	0	0	0	0	0	0	0	0	0	0	0	.000
Feb. 17	AUSTIN PEAY	*3B	0	0	0	0	0	0	0	0	0	0	0	0	0	0	0	0	0	1	.000
Feb. 17	VILLANOVA	*3B	3	0	2	2	0	0	0	0	0	0	0	0	0	0	1	0	0	0	.400
Feb. 18	VILLANOVA	*3B	2	0	0	0	0	0	0	0	0	0	0	0	0	0	0	0	0	2	.286
Feb. 18	DAYTON	*3B	1	1	0	0	0	0	0	0	0	0	0	1	0	0	0	0	0	0	.250
Feb. 19	AUSTIN PEAY	3B	0	0	0	0	0	0	0	0	0	0	0	0	0	0	0	0	0	0	.250
TOTALS		4gs	8	2	2	2	0	0	0	1	0	0	0	1	0	0	1	0	0	3	.250

On Base Percentage .333 | Slugging Percentage .250

BRYANT'S OVERALL CAREER STATS

YEAR	AVG	GP-GS	AB	R	H	2B	3B	HR	RBI	TB	SLG%	BB	HBP	SO	GDP	OB%	SF	SH	SB-ATT	PO	A	E	FLD%
2021	.156	23-10	32	4	5	2	0	1	3	10	.313	2	0	13	0	.206	0	0	0-1	7	6	3	.813
2022	.371	29-29	70	16	26	4	2	6	20	52	.743	4	1	16	0	.408	1	2	2-2	33	27	5	.923
2023	.250	8-4	8	2	2	0	0	0	2	2	.250	1	0	2	0	.333	0	1	0-0	0	0	3	.000
TOTAL	.300	60-43	110	22	33	6	2	7	25	64	.582	7	1	30	0	.345	1	3	2-3	40	33	11	.869

PLAYER CAPSULES



MADDIE PENTA

9

RIGHT-HANDED PITCHER

Jr. | 6-2 | R/R

Chesapeake City, Md. | Bohemia Manor

SEASON HIGH

6.0, vs. Indiana (2/11/23) IP 10.0, vs. South Carolina (3/21/22)
 5, vs. Austin Peay (2/19/23) H 9, vs. Alabama (3/12/21)
 1, vs. Austin Peay (2/19/23) R 5 (4x), last at Tennessee (5/7/22)
 0 (7x), last vs. Austin Peay (2/19/23) ER 5, vs. Georgia (5/1/22)
 1 (5x), last vs. Austin Peay (2/19/23) BB 6, vs. Missouri (5/11/22)
 11 (2x), last vs. Indiana (2/11/23) SO 17, vs. IUPUI (2/27/21)
 93 (2x), last vs. Austin Peay (2/19/23) Pitches 93 (2x), last vs. Austin Peay (2/19/23)

CAREER HIGH

2023 SEASON HIGHLIGHTS

2023 USA Softball Collegiate Player of the Year Watch List ... Preseason All-SEC Team ... earned individual preseason player rankings from D1 Softball (No. 37), Extra Inning Softball (No. 47) and Softball America (No. 61) ... tabbed the No. 13 and No. 14 overall pitcher in the country by D1 Softball and Extra Inning Softball, respectively ... SEC Pitcher of the Week [Feb. 13] ... NFCA Leadoff Classic All-Tournament Team ... Tiger Invitational All-Tournament Team ... enters Wednesday's midweek as the nation's leader in earned run average and strikeouts per seven innings (14.3) ... ranks second in the country in total strikeouts and victories ... ranks 21st among all active NCAA Division I student-athletes in career earned run average, 27th in strikeouts and 46th in victories ... stands 10th in Auburn history with 39 career victories ... just the fifth player in program history to surpass 400 career strikeouts ... has not allowed an earned run to score this season ... made her first collegiate plate appearances against Dayton (2/18), recording a sacrifice bunt and a walk

GAME BY GAME PITCHING

DATE	OPPONENT	GS	IP	H	R	ER	BB	SO	2B	3B	HR	WP	BK	HBP	IBB	SCORE	W-L	SV	ERA	NP
Feb. 10	vs. Fordham	*	5.0	3	0	0	1	11	0	0	0	0	0	0	0	9-0	1-0	0	0.00	89
Feb. 11	vs. Indiana	*	6.0	3	0	0	1	11	0	0	0	1	0	1	0	9-0	2-0	0	0.00	93
Feb. 12	vs. Illinois	*	4.0	2	0	0	1	9	0	0	0	0	0	0	0	10-0	3-0	0	0.00	64
Feb. 17	VILLANOVA	*	4.0	1	0	0	0	9	0	0	0	0	0	0	0	8-0	4-0	0	0.00	49
Feb. 18	VILLANOVA		2.0	0	0	0	1	5	0	0	0	0	0	0	0	9-3	4-0	0	0.00	33
Feb. 18	DAYTON		2.0	0	0	0	0	3	0	0	0	0	0	0	0	10-2	5-0	0	0.00	13
Feb. 19	AUSTIN PEAY	*	4.0	5	1	0	1	7	0	0	0	0	0	0	0	5-1	6-0	0	0.00	93
TOTALS			5	27.0	14	1	0	5	55	0	0	1	0	1	0	60-6	6-0	0	0.00	434

PENTA'S OVERALL CAREER STATS

YEAR	ERA	W-L	APP	GS	CG	SHO	SV	IP	H	R	ER	BB	SO	2B	3B	HR	BF	BAVG	WP	HBP	BK	SFA	SHA
2021	2.78	9-9	21	20	6	3/1	0	88.0	69	42	35	44	105	5	0	8	384	.211	2	9	0	2	2
2022	1.76	24-10	42	35	15	2/6	1	195.0	128	62	49	53	269	19	3	15	785	.181	10	13	0	4	80
2023	0.00	6-0	7	5	0	0/4	0	27.0	14	1	0	5	55	0	0	0	103	.144	1	1	0	0	0
TOTAL	1.90	39-19	70	60	21	5/11	1	310.0	211	105	84	102	429	24	3	23	1272	.187	13	23	0	6	10

PLAYER CAPSULES



MAKAYLA PACKER 10

UTILITY
Jr. | 5-8 | R/R
Chattanooga, Tenn. | Baylor School

SEASON HIGH

2, vs. Austin Peay (2/17/23) AB 5, vs. South Carolina (3/19/22)
 1 (4x), last vs. Austin Peay (2/17/23) R 3 (3x), last vs. Syracuse (2/27/22)
 1, vs. Austin Peay (2/17/23) H 3 (3x), last vs. Syracuse (2/27/22)
 2B 1 (9x), last at Tennessee (5/7/22)
 3B 1 (4x), last vs. Florida (4/2/22)
 HR 1 (12x), last at Alabama State (4/27/22)
 RBI 4, vs. IUPUI (2/27/21)

CAREER HIGH

2023 SEASON HIGHLIGHTS

Holds the program's highest career stolen base percentage (.884) and stands fifth in school history with 38 career steals ...

GAME BY GAME HITTING

DATE	OPPONENT	POS	AB	R	H	RBI	2B	3B	HR	BB	SB	CS	HBP	SAC	SF	GDP	K	PO	A	E	AVG	
Feb. 10	vs. St. John's	PR	0	0	0	0	0	0	0	0	0	1	0	0	0	0	0	0	0	0	0	.000
Feb. 10	vs. Fordham	PR	0	1	0	0	0	0	0	0	0	0	0	0	0	0	0	0	0	0	0	.000
Feb. 11	vs. Pitt	PR	0	1	0	0	0	0	0	0	1	0	0	0	0	0	0	0	0	0	0	.000
Feb. 11	vs. Indiana	PR	0	0	0	0	0	0	0	0	0	0	0	0	0	0	0	0	0	0	0	.000
Feb. 12	vs. Illinois	PR/OF	0	1	0	0	0	0	0	0	0	0	0	0	0	0	0	1	0	0	0	.000
Feb. 17	AUSTIN PEAY	*OF	2	1	1	0	0	0	0	0	0	0	0	0	0	0	0	0	0	0	0	.500
Feb. 17	VILLANOVA	OF	0	0	0	0	0	0	0	0	0	0	0	0	0	0	0	0	0	0	0	.500
Feb. 19	AUSTIN PEAY	OF	0	0	0	0	0	0	0	0	0	0	0	0	0	0	0	1	0	0	0	.500
TOTALS		Ogs	2	4	1	0	0	0	0	0	1	1	0	0	0	0	0	2	0	0	0	.000

On Base Percentage .500 | Slugging Percentage .500

PACKER'S OVERALL CAREER STATS

YEAR	AVG	GP-GS	AB	R	H	2B	3B	HR	RBI	TB	SLG%	BB	HBP	SO	GDP	OB%	SF	SH	SB-ATT	PO	A	E	FLD%
2021	.303	45-38	99	19	30	3	1	3	15	44	.444	10	3	27	1	.384	0	5	16-16	51	2	1	.981
2022	.324	50-49	136	43	44	6	3	9	20	83	.610	16	13	32	0	.442	0	2	21-25	64	2	2	.971
2023	.500	8-1	2	4	1	0	0	0	0	1	.500	0	0	0	0	.500	0	0	1-2	2	0	0	1.000
TOTAL	.316	103-88	237	66	75	9	4	12	35	128	.540	26	16	59	1	.419	0	7	38-43	117	4	3	.976

PLAYER CAPSULES



AUBRIE LISENBY

11

CATCHER/INFIELD
So. | 5-7 | R/R
Huntsville, Ala. | Bob Jones

SEASON HIGH

4, vs. Indiana (2/11/23) _____ AB _____ 4 (5x), last vs. Indiana (2/11/23)
 1 (2x), last vs. Dayton (2/18/23) _____ R _____ 3, vs. Niagara (4/15/22)
 2, vs. Austin Peay (2/17/23) _____ H _____ 4, vs. Niagara (4/15/22)
 _____ 2B _____ 2, vs. Seton Hall (2/12/22)
 _____ 3B _____
 _____ HR _____ 1 (2x), last vs. Niagara (4/15/22)
 _____ RBI _____ 4, vs. Niagara (4/15/22)

CAREER HIGH

2023 SEASON HIGHLIGHTS

Committed just one error in 227 chances to hold a .996 fielding percentage over her debut season, the third highest mark recorded in a single season ...

GAME BY GAME HITTING

DATE	OPPONENT	POS	AB	R	H	RBI	2B	3B	HR	BB	SB	CS	HBP	SAC	SF	GDP	K	PO	A	E	AVG
Feb. 10	vs. Fordham	*C	2	0	0	0	0	0	0	1	0	0	0	0	0	0	0	11	0	0	.000
Feb. 11	vs. Pitt	PH	1	0	0	0	0	0	0	0	0	0	0	0	0	0	0	0	0	0	.000
Feb. 11	vs. Indiana	*C	4	0	0	0	0	0	0	0	0	0	0	0	0	0	1	10	1	0	.000
Feb. 17	AUSTIN PEAY	*C	2	1	2	0	0	0	0	0	0	0	0	0	0	0	0	3	0	0	.222
Feb. 18	VILLANOVA	PH/C	1	0	0	0	0	0	0	0	0	0	0	0	0	0	0	3	0	0	.200
Feb. 18	DAYTON	*C	2	1	0	0	0	0	0	1	0	0	0	0	0	0	1	6	1	0	.167
TOTALS		4gs	12	2	2	0	0	0	0	2	0	0	0	0	0	0	2	33	2	0	.167

On Base Percentage .286 | Slugging Percentage .167

LISENBY'S OVERALL CAREER STATS

YEAR	AVG	GP-GS	AB	R	H	2B	3B	HR	RBI	TB	SLG%	BB	HBP	SO	GDP	OB%	SF	SH	SB-ATT	PO	A	E	FLD%
2022	.269	50-40	104	14	28	6	0	2	18	40	.385	13	1	13	1	.353	1	1	1-1	212	14	1	.996
2023	.167	6-4	12	2	2	0	0	0	0	2	.167	2	0	2	0	.286	0	0	0-0	33	2	0	1.000
TOTAL	.259	56-44	116	16	30	6	0	2	18	42	.362	15	1	15	1	.346	1	1	1-1	245	16	1	.996

PLAYER CAPSULES



CARLEE MCCONDICHIE 12

UTILITY
Sr. | 5-7 | L/R
Birmingham, Ala. | Gardendale

SEASON HIGH

4 (3x), last vs. Villanova (2/18/23) AB 4 (5x), last vs. Villanova (2/18/23)
 1 (8x), last vs. Austin Peay (2/19/23) R 3 (3x), last vs. North Carolina A&T (3/5/22)
 3, vs. St. John's (2/10/23) H 3 (6x), last vs. St. John's (2/10/23)
 1, vs. Fordham (2/10/23) 2B 1 (7x), last at Tennessee (5/7/22)
 3B 1 (3x), last vs. Fordham (2/10/23)
 HR 2, vs. North Carolina A&T (3/5/22)
 1 (6x), last vs. Villanova (2/18/23) RBI 3 (3x), last vs. Georgia (4/29/22)

CAREER HIGH

2023 SEASON HIGHLIGHTS

Ranks fourth in the SEC in hits, fifth in sacrifice flies and seventh in batting average ... ranks 48th among all active hitters in career batting average ... has recorded a hit in nine of Auburn's 10 games ...

GAME BY GAME HITTING

DATE	OPPONENT	POS	AB	R	H	RBI	2B	3B	HR	BB	SB	CS	HBP	SAC	SF	GDP	K	PO	A	E	AVG
Feb. 10	vs. St. John's	*2B	4	1	3	1	0	0	0	0	0	0	0	0	0	0	0	1	0	0	.750
Feb. 10	vs. Fordham	*2B	2	1	2	1	0	1	0	1	0	0	0	0	0	0	0	1	0	0	.833
Feb. 11	vs. Pitt	*2B	3	0	0	1	0	0	0	0	0	0	0	0	1	0	1	2	3	0	.556
Feb. 11	vs. Indiana	*2B	4	1	1	0	0	0	0	0	0	0	0	0	0	0	0	1	0	0	.462
Feb. 12	vs. Illinois	*2B	2	0	2	1	0	0	0	1	0	0	0	0	0	0	0	1	1	0	.533
Feb. 17	AUSTIN PEAY	*2B	2	1	1	1	0	0	0	0	0	0	0	0	0	0	0	2	2	0	.529
Feb. 17	VILLANOVA	*2B	2	1	1	0	0	0	0	0	0	0	0	0	0	0	0	1	1	0	.526
Feb. 18	VILLANOVA	*2B	4	1	2	1	0	0	0	0	0	0	0	0	0	0	1	1	1	0	.522
Feb. 18	DAYTON	*2B	2	1	1	0	0	0	0	0	0	0	0	0	0	0	0	0	0	0	.520
Feb. 19	AUSTIN PEAY	*2B	3	1	1	0	0	0	0	1	0	0	0	0	0	0	0	2	1	0	.500
TOTALS		10gs	28	8	14	6	0	1	0	3	0	0	0	0	1	0	2	12	9	0	.500

On Base Percentage .531 | Slugging Percentage .571

MCCONDICHIE'S OVERALL CAREER STATS

YEAR	AVG	GP-GS	AB	R	H	2B	3B	HR	RBI	TB	SLG%	BB	HBP	SO	GDP	OB%	SF	SH	SB-ATT	PO	A	E	FLD%
2020	.469	22-10	32	10	15	1	0	1	7	19	.594	5	0	4	0	.541	0	0	4-5	16	21	1	.974
2021	.071	29-3	14	2	1	0	0	0	0	1	.071	0	0	2	0	.071	0	0	1-1	13	12	0	1.000
2022	.338	57-56	136	32	46	6	2	4	21	68	.500	7	1	17	0	.372	1	2	8-10	55	31	2	.977
2023	.500	10-10	28	8	14	0	1	0	6	16	.571	3	0	2	0	.531	1	0	0-0	12	9	0	1.000
TOTAL	.362	118-79	210	52	76	7	3	5	34	104	.495	15	1	25	0	.404	2	2	13-16	96	73	3	.983

PLAYER CAPSULES



NELIA PERALTA

13

INFIELD

So. | 5-6 | R/R

Wellington, Fla. | Wellington

SEASON HIGH

5, vs. Pitt (2/11/23) AB 5 (2x), last vs. Pitt (2/11/23)
 1 (8x), last vs. Dayton (2/18/23) R 2 (3x), last vs. South Carolina (3/21/22)
 2 (6x), last vs. Villanova (2/18/23) H 3 (2x), last at Mississippi State (3/24/22)
 2B 2 (3x), last at Mississippi State (3/24/22)
 1 (2x), last vs. Indiana (2/11/23) 3B 1 (3x), last vs. Indiana (2/11/23)
 1 (2x), last vs. Villanova (2/17/23) HR 2, vs. South Carolina (3/21/22)
 2 (2x), last vs. Dayton (2/18/23) RBI 4, vs. Seton Hall (2/11/22)

CAREER HIGH

2023 SEASON HIGHLIGHTS

Ranks second in the country in triples ... stands second in the SEC in triples and hits ... also ranks in the top-10 in the league in total bases, batting average, on base percentage, slugging percentage and walks per game ... ranks as the second toughest player to strike out in the SEC, doing so only one in 29 at bats ... ranks 23rd among all active players in career slugging percentage ... one of two student-athletes to reach base safely in all 10 games this season .. recorded a hit in nine of Auburn's 10 games with six multi-hit outings ... reached base successfully 10 times when leading off an inning, the fourth highest mark among SEC hitters ... led off the 2023 season with a solo home run in her first at bat vs. St. John's (2/10) ... Tiger Invitational All-Tournament Team

GAME BY GAME HITTING

DATE	OPPONENT	POS	AB	R	H	RBI	2B	3B	HR	BB	SB	CS	HBP	SAC	SF	GDP	K	PO	A	E	AVG
Feb. 10	vs. St. John's	*SS	3	1	2	1	0	0	1	1	0	0	0	0	0	0	0	1	0	0	.667
Feb. 10	vs. Fordham	*SS	2	1	0	0	0	0	0	2	0	0	0	0	0	0	0	0	1	0	.400
Feb. 11	vs. Pitt	*SS	5	1	2	1	0	1	0	0	0	0	0	0	0	0	0	0	2	1	.400
Feb. 11	vs. Indiana	*SS	3	1	2	0	0	1	0	1	0	0	0	0	0	0	0	2	0	0	.462
Feb. 12	vs. Illinois	*SS	3	0	2	1	0	0	0	1	0	0	0	0	0	0	0	0	1	0	.500
Feb. 17	AUSTIN PEAY	*SS	2	1	2	2	0	0	0	0	0	0	0	0	0	0	0	0	1	0	.556
Feb. 17	VILLANOVA	*SS	2	1	1	1	0	0	1	1	0	0	0	0	0	0	1	0	0	0	.550
Feb. 18	VILLANOVA	*SS	3	1	2	0	0	0	0	0	0	0	0	0	0	0	0	0	1	0	.565
Feb. 18	DAYTON	*SS	2	1	1	2	0	0	0	2	0	0	0	0	0	0	0	4	3	0	.560
Feb. 19	AUSTIN PEAY	*SS	4	0	1	0	0	0	0	0	0	0	0	0	0	0	0	1	3	0	.517
TOTALS		10gs	29	8	15	8	0	2	2	8	0	0	0	0	0	0	1	8	12	1	.517

On Base Percentage .622 | Slugging Percentage .862

PERALTA'S OVERALL CAREER STATS

YEAR	AVG	GP-GS	AB	R	H	2B	3B	HR	RBI	TB	SLG%	BB	HBP	SO	GDP	OB%	SF	SH	SB-ATT	PO	A	E	FLD%
2022	.313	53-52	144	24	45	15	1	10	42	92	.639	21	1	22	3	.394	4	1	1-1	49	76	19	.868
2023	.517	10-10	29	8	15	0	2	2	8	25	.862	8	0	1	0	.622	0	0	0-0	8	12	1	.952
TOTAL	.346	63-62	173	32	60	15	3	12	50	117	.676	29	1	23	3	.435	4	1	1-1	57	88	20	.879

PLAYER CAPSULES



SKYLAR ELKINS

15

CATCHER / UTILITY
Fr. | 5-8 | R/R
Locust Grove, Ga. | Locust Grove

SEASON HIGH

1 (2x), last vs. Villanova (2/18/23)	AB	1 (2x), last vs. Villanova (2/18/23)
	R	
	H	
	2B	
	3B	
	HR	
	RBI	

CAREER HIGH

2023 SEASON HIGHLIGHTS

Made collegiate debut coming off the bench to catch against St. John's (2/10) ...

GAME BY GAME HITTING

DATE	OPPONENT	POS	AB	R	H	RBI	2B	3B	HR	BB	SB	CS	HBP	SAC	SF	GDP	K	PO	A	E	AVG
Feb. 10	vs. St. John's	C	1	0	0	0	0	0	0	0	0	0	0	0	0	0	0	3	0	0	.000
Feb. 11	vs. Pitt	PR	0	0	0	0	0	0	0	0	0	0	0	0	0	0	0	0	0	0	.000
Feb. 12	vs. Illinois	C	0	0	0	0	0	0	0	0	0	0	0	0	0	0	0	0	0	0	.000
Feb. 17	AUSTIN PEAY	C/DP	0	0	0	0	0	0	1	0	0	0	0	0	0	0	0	2	0	0	.000
Feb. 18	VILLANOVA	C	1	0	0	0	0	0	0	0	0	0	0	0	0	0	0	3	0	0	.000
Feb. 19	AUSTIN PEAY	PR	0	0	0	0	0	0	0	0	0	0	0	0	0	0	0	0	0	0	.000
TOTALS		Ogs	2	0	0	0	0	0	1	0	0	0	0	0	0	0	0	8	0	0	.000

On Base Percentage .333 | Slugging Percentage .000

ELKINS'S OVERALL CAREER STATS

YEAR	AVG	GP-GS	AB	R	H	2B	3B	HR	RBI	TB	SLG%	BB	HBP	SO	GDP	OB%	SF	SH	SB-ATT	PO	A	E	FLD%
2023	.000	6-0	2	0	0	0	0	0	0	0	.000	1	0	0	0	.333	0	0	0-0	8	0	0	1.000
TOTAL	.000	6-0	2	0	0	0	0	0	0	0	.000	1	0	0	0	.333	0	0	0-0	8	0	0	1.000

PLAYER CAPSULES



KK MCCRARY

16

INFIELD
Jr. | 5-8 | R/R
Murfreesboro, Tenn. | Tennessee

SEASON HIGH

4, vs. Indiana (2/11/23) _____ AB _____ 4, vs. Indiana (2/11/23)
 2, vs. Villanova (2/17/23) _____ R _____ 2, vs. Villanova (2/17/23)
 2, vs. Indiana (2/11/23) _____ H _____ 2, vs. Indiana (2/11/23)
 1 (2x), last vs. Illinois (2/12/23) _____ 2B _____ 1 (2x), last vs. Illinois (2/12/23)
 _____ 3B _____
 _____ HR _____
 3, vs. Indiana (2/11/23) _____ RBI _____ 3, vs. Indiana (2/11/23)

CAREER HIGH

2023 SEASON HIGHLIGHTS

Drove in a career high three runs off a pair of hits, including a double against Indiana (2/11) ...

GAME BY GAME HITTING

DATE	OPPONENT	POS	AB	R	H	RBI	2B	3B	HR	BB	SB	CS	HBP	SAC	SF	GDP	K	PO	A	E	AVG
Feb. 10	vs. St. John's	*OF	2	0	0	0	0	0	0	0	0	0	0	0	0	0	0	2	0	0	.000
Feb. 11	vs. Pitt	PR/OF	1	0	1	0	0	0	0	0	0	0	0	0	0	0	0	0	0	0	.333
Feb. 11	vs. Indiana	*OF/OF	4	1	2	3	1	0	0	0	0	0	0	0	0	0	0	3	0	0	.429
Feb. 12	vs. Illinois	*OF	2	1	1	1	1	0	0	1	1	0	0	0	0	0	0	0	0	0	.444
Feb. 17	AUSTIN PEAY	*OF	2	1	0	1	0	0	0	0	0	0	0	0	0	0	0	1	0	0	.364
Feb. 17	VILLANOVA	*OF	2	2	1	0	0	0	0	1	0	0	0	0	0	0	0	2	0	0	.385
Feb. 18	VILLANOVA	*OF	1	0	0	0	0	0	0	0	0	0	0	0	0	0	0	0	0	0	.357
TOTALS		6gs	14	5	5	5	2	0	0	1	2	0	0	0	0	0	0	8	0	0	.357

On Base Percentage .400 | Slugging Percentage .500

MCCRARY'S OVERALL CAREER STATS

YEAR	AVG	GP-GS	AB	R	H	2B	3B	HR	RBI	TB	SLG%	BB	HBP	SO	GDP	OB%	SF	SH	SB-ATT	PO	A	E	FLD%
2023	.357	7-6	14	5	5	2	0	0	5	7	.500	1	0	0	0	.400	0	0	2-2	8	0	0	1.000
TOTAL	.357	7-6	14	5	5	2	0	0	5	7	.500	1	0	0	0	.400	0	0	2-2	8	0	0	1.000

PLAYER CAPSULES



MAIA ENGELKES

17

INFIELD

Sr. | 5-11 | R/R

Sioux Falls, S.D. | Harrisburg

SEASON HIGH

1 (4x), last vs. Villanova (2/17/23) AB _____ 4, vs. UNCW (2/14/20)
 1, vs. Fordham (2/10/23) R _____ 1 (8x), last vs. Fordham (2/10/23)
 H _____ 1 (7x), last vs. Niagara (4/15/22)
 2B _____ 1, vs. Alabama State (4/13/21)
 3B _____
 HR _____ 1, vs. Alabama State (2/15/20)
 1, vs. Villanova (2/17/23) RBI _____ 2, vs. Alabama State (2/15/20)

CAREER HIGH

2023 SEASON HIGHLIGHTS

Walked off Auburn's 8-0 victory over Villanova (2/17), driving in the game-sealing run in the fifth inning on a fielder's choice ...

GAME BY GAME HITTING

DATE	OPPONENT	POS	AB	R	H	RBI	2B	3B	HR	BB	SB	CS	HBP	SAC	SF	GDP	K	PO	A	E	AVG	
Feb. 10	vs. St. John's	PH	1	0	0	0	0	0	0	0	0	0	0	0	0	0	0	0	0	0	0	.000
Feb. 10	vs. Fordham	PH	0	1	0	0	0	0	0	1	0	0	0	0	0	0	0	0	0	0	0	.000
Feb. 11	vs. Pitt	PH	0	0	0	0	0	0	0	0	0	0	1	0	0	0	0	0	0	0	0	.000
Feb. 12	vs. Illinois	PH	1	0	0	0	0	0	0	0	0	0	0	0	0	0	0	0	0	0	0	.000
Feb. 17	AUSTIN PEAY	PH	1	0	0	0	0	0	0	0	0	0	0	0	0	0	0	0	0	0	0	.000
Feb. 17	VILLANOVA	PH	1	0	0	1	0	0	0	0	0	0	0	0	0	0	0	0	0	0	0	.000
Feb. 18	DAYTON	PH	0	0	0	0	0	0	0	1	0	0	0	0	0	0	0	0	0	0	0	.000
TOTALS		Ogs	4	1	0	1	0	0	0	2	0	0	1	0	0	0	0	0	0	0	0	.000

On Base Percentage .429 | Slugging Percentage .000

ENGELKES'S OVERALL CAREER STATS

YEAR	AVG	GP-GS	AB	R	H	2B	3B	HR	RBI	TB	SLG%	BB	HBP	SO	GDP	OB%	SF	SH	SB-ATT	PO	A	E	FLD%
2020	.136	16-6	22	4	3	0	0	1	4	6	.273	1	1	4	1	.208	0	0	0-0	9	0	1	.900
2021	.143	19-1	21	2	3	1	0	0	3	4	.190	0	0	9	0	.143	0	1	0-0	0	0	0	.000
2022	.143	6-0	7	1	1	0	0	0	0	1	.143	0	1	3	0	.250	0	0	0-0	0	0	0	.000
2023	.000	7-0	4	1	0	0	0	0	1	0	.000	2	1	0	0	.429	0	0	0-0	0	0	0	.000
TOTAL	.130	48-7	54	8	7	1	0	1	8	11	.204	3	3	16	1	.217	0	1	0-0	9	0	1	.900

PLAYER CAPSULES



RILEY MCNEMAR 18

INFIELD

So. | 5-5 | R/R

Galena, Kan. | Galena

SEASON HIGH

AB _____ 2 (2x), last at Mississippi State (4/24/22)
 R _____ 1 (2x), last vs. Austin Peay (2/17/23) _____ 1 (8x), last v
 H _____ 1 (6x), last vs. Georgia (4/29/22)
 2B _____ 1 (2x), last vs. Chattanooga (3/6/22)
 3B _____
 HR _____ 1, at Arkansas (4/10/22)
 RBI _____ 2 (2x), last at Arkansas (4/10/22)

CAREER HIGH

2023 SEASON HIGHLIGHTS

GAME BY GAME HITTING

DATE	OPPONENT	POS	AB	R	H	RBI	2B	3B	HR	BB	SB	CS	HBP	SAC	SF	GDP	K	PO	A	E	AVG	
Feb. 10	vs. Fordham	PR	0	0	0	0	0	0	0	0	0	0	0	0	0	0	0	0	0	0	0	.000
Feb. 11	vs. Pitt	PR	0	0	0	0	0	0	0	0	0	0	0	0	0	0	0	0	0	0	0	.000
Feb. 11	vs. Indiana	PR	0	1	0	0	0	0	0	0	0	0	0	0	0	0	0	0	0	0	0	.000
Feb. 17	AUSTIN PEAY	PR	0	1	0	0	0	0	0	0	0	0	0	0	0	0	0	0	0	0	0	.000
Feb. 17	VILLANOVA	PR	0	0	0	0	0	0	0	0	0	0	0	0	0	0	0	0	0	0	0	.000
TOTALS		Ogs	0	1	0	0	0	0	0	0	0	0	0	0	0	0	0	0	0	0	0	.000

On Base Percentage .000 | Slugging Percentage .000

MCNEMAR'S OVERALL CAREER STATS

YEAR	AVG	GP-GS	AB	R	H	2B	3B	HR	RBI	TB	SLG%	BB	HBP	SO	GDP	OB%	SF	SH	SB-ATT	PO	A	E	FLD%
2022	.316	25-2	19	6	6	2	0	1	5	11	.579	1	0	7	1	.350	0	1	0-0	6	3	1	.900
2023	.000	5-0	0	2	0	0	0	0	0	0	.000	0	0	0	0	.000	0	0	0-0	0	0	0	.000
TOTAL	.316	30-2	19	8	6	2	0	1	5	11	.579	1	0	7	1	.350	0	1	0-0	6	3	1	.900

PLAYER CAPSULES



ABBEY SMITH

20

OUTFIELD

So. | 5-8 | L/R

Austin, Texas | James Bowie

SEASON HIGH

2 (2x), last vs. Pitt (2/11/23)	AB	3 (2x), last vs. Niagara (4/15/22)
2, vs. Pitt (2/11/23)	R	2 (3x), last vs. Pitt (2/11/23)
1, vs. Pitt (2/11/23)	H	1 (6x), last vs. Pitt (2/11/23)
	2B	
	3B	
	HR	
	RBI	

CAREER HIGH

2023 SEASON HIGHLIGHTS

Ranks fifth in the SEC in stolen bases and seventh in stolen bases per game (0.50) ...

GAME BY GAME HITTING

DATE	OPPONENT	POS	AB	R	H	RBI	2B	3B	HR	BB	SB	CS	HBP	SAC	SF	GDP	K	PO	A	E	AVG	
Feb. 10	vs. St. John's	PR/OF	0	1	0	0	0	0	0	0	1	0	0	0	0	0	0	0	0	0	0	.000
Feb. 10	vs. Fordham	*OF	2	0	0	0	0	0	0	0	0	0	0	0	0	0	0	0	0	0	0	.000
Feb. 11	vs. Pitt	*OF	2	2	1	0	0	0	0	0	1	0	0	0	0	0	1	0	0	0	0	.250
Feb. 11	vs. Indiana	OF	0	0	0	0	0	0	0	0	0	0	0	0	0	0	0	0	0	0	0	.250
Feb. 12	vs. Illinois	PR	0	1	0	0	0	0	0	0	1	0	0	0	0	0	0	0	0	0	0	.250
Feb. 17	AUSTIN PEAY	OF	1	0	0	0	0	0	0	0	0	0	0	0	0	0	0	0	0	0	0	.200
Feb. 17	VILLANOVA	PR	0	1	0	0	0	0	0	0	0	0	0	0	0	0	0	0	0	0	0	.200
Feb. 18	VILLANOVA	PR	0	1	0	0	0	0	0	0	1	0	0	0	0	0	0	0	0	0	0	.200
Feb. 18	DAYTON	PR	0	1	0	0	0	0	0	0	1	0	0	0	0	0	0	0	0	0	0	.200
Feb. 19	AUSTIN PEAY	PR	0	1	0	0	0	0	0	0	0	0	0	0	0	0	0	0	0	0	0	.200
TOTALS		2gs	5	8	1	0	0	0	0	0	5	0	0	0	0	0	1	0	0	0	0	.200

On Base Percentage .200 | Slugging Percentage .200

SMITH'S OVERALL CAREER STATS

YEAR	AVG	GP-GS	AB	R	H	2B	3B	HR	RBI	TB	SLG%	BB	HBP	SO	GDP	OB%	SF	SH	SB-ATT	PO	A	E	FLD%
2022	.313	38-5	16	16	5	0	0	0	0	5	.313	3	0	6	0	.421	0	0	10-13	4	0	0	1.000
2023	.200	10-2	5	8	1	0	0	0	0	1	.200	0	0	1	0	.200	0	0	5-5	0	0	0	.000
TOTAL	.286	48-7	21	24	6	0	0	0	0	6	.286	3	0	7	0	.375	0	0	15-18	4	0	0	1.000

PLAYER CAPSULES



JESSIE BLAINE

22

CATCHER

So. | 5-10 | R/R

Wentzville, Mo. | St. Dominic

SEASON HIGH

4, vs. Indiana (2/11/23) _____ AB _____ 4 (8x), last vs. Indiana (2/11/23)
 1 (4x), last vs. Austin Peay (2/19/23) _____ R _____ 3, at Alabama State (4/27/22)
 2 (2x), last vs. Austin Peay (2/19/23) _____ H _____ 4, vs. Niagara (4/15/22)
 _____ 2B _____ 1 (5x), last at Mississippi State (4/22/22)
 1, vs. Dayton (2/18/23) _____ 3B _____ 1 (2x), last at Alabama State (4/27/22)
 1, vs. Austin Peay (2/19/23) _____ HR _____ 1 (10x), last vs. Austin Peay (2/19/23)
 3, vs. Austin Peay (2/19/23) _____ RBI _____ 4 (2x), last vs. South Carolina (3/20/22)

CAREER HIGH

2023 SEASON HIGHLIGHTS

Scored the walk-off run on a wild pitch in Auburn's run-rule victory over Dayton (2/18) ... first home run of the season with an inside-the-park homer versus Austin Peay (2/19) ...

GAME BY GAME HITTING

DATE	OPPONENT	POS	AB	R	H	RBI	2B	3B	HR	BB	SB	CS	HBP	SAC	SF	GDP	K	PO	A	E	AVG	
Feb. 10	vs. St. John's	*DP	1	1	0	0	0	0	0	2	1	0	0	0	0	0	0	0	0	0	0	.000
Feb. 10	vs. Fordham	*DP	3	0	0	0	0	0	0	0	0	0	0	0	0	0	0	0	0	0	0	.000
Feb. 11	vs. Pitt	*C/DP	3	0	1	0	0	0	0	1	0	0	0	0	0	0	0	3	0	0	0	.000
Feb. 11	vs. Indiana	*DP	4	1	2	1	0	0	0	0	0	0	0	0	0	0	0	0	0	0	0	.273
Feb. 12	vs. Illinois	*DP	3	0	1	0	0	0	0	0	0	0	0	0	0	0	0	0	0	0	0	.286
Feb. 17	AUSTIN PEAY	PH/C	0	0	0	0	0	0	0	1	0	0	0	0	0	0	0	1	0	0	0	.286
Feb. 17	VILLANOVA	*DP	2	0	1	1	0	0	0	1	0	0	0	0	0	0	0	0	0	0	0	.312
Feb. 18	VILLANOVA	*DP	3	0	1	0	0	0	0	0	0	0	0	0	0	0	0	0	0	0	0	.316
Feb. 18	DAYTON	PH	1	1	1	1	0	1	0	0	0	0	0	0	0	0	0	0	0	0	0	.350
Feb. 19	AUSTIN PEAY	*DP	3	1	2	3	0	0	1	0	0	0	0	0	0	0	0	0	0	0	0	.391
TOTALS		8gs	23	4	9	6	0	1	1	5	1	0	0	0	0	0	0	4	0	0	0	.391

On Base Percentage .500 | Slugging Percentage .609

BLAINE'S OVERALL CAREER STATS

YEAR	AVG	GP-GS	AB	R	H	2B	3B	HR	RBI	TB	SLG%	BB	HBP	SO	GDP	OB%	SF	SH	SB-ATT	PO	A	E	FLD%
2022	.285	54-53	137	27	39	5	2	9	37	75	.547	25	0	21	0	.393	1	1	3-5	17	0	1	.944
2023	.391	10-8	23	4	9	0	1	1	6	14	.609	5	0	0	0	.500	0	0	1-1	4	0	0	1.000
TOTAL	.300	61-61	160	31	48	5	3	10	43	89	.556	30	0	21	0	.408	1	1	4-6	21	0	1	.955

PLAYER CAPSULES



AXE MILANOWSKI 23

INFIELD
Fr. | 5-6 | R/R
Dothan, Ala. | Houston Academy

SEASON HIGH

1 (4x), last vs. Villanova (2/17/23) _____ AB _____ 1 (4x), last vs. Villanova (2/17/23)
 1 (2x), last vs. Austin Peay (2/17/23) _____ R _____ 1 (2x), last vs. Austin Peay (2/17/23)
 1, vs. Austin Peay (2/17/23) _____ H _____ 1, vs. Austin Peay (2/17/23)
 _____ 2B _____
 _____ 3B _____
 _____ HR _____
 _____ RBI _____

CAREER HIGH

2023 SEASON HIGHLIGHTS

Made her collegiate debut as a pinch runner versus St. John's (2/10) ... recorded her first collegiate hit versus Austin Peay (2/17) ...

GAME BY GAME HITTING

DATE	OPPONENT	POS	AB	R	H	RBI	2B	3B	HR	BB	SB	CS	HBP	SAC	SF	GDP	K	PO	A	E	AVG
Feb. 10	vs. St. John's	PR/1B	1	0	0	0	0	0	0	0	0	0	0	0	0	0	1	0	0	0	.000
Feb. 10	vs. Fordham	1B	0	1	0	0	0	0	0	0	0	0	1	0	0	0	0	0	0	0	.000
Feb. 11	vs. Pitt	PR	0	0	0	0	0	0	0	0	0	0	0	0	0	0	0	0	0	0	.000
Feb. 11	vs. Indiana	1B	0	0	0	0	0	0	0	0	0	0	0	0	0	0	0	0	0	0	.000
Feb. 12	vs. Illinois	1B	1	0	0	0	0	0	0	0	0	0	0	0	0	0	1	1	0	0	.000
Feb. 17	AUSTIN PEAY	PR/1B	1	1	1	0	0	0	0	0	1	0	0	0	0	0	0	5	0	0	.333
Feb. 17	VILLANOVA	PR/1B	1	0	0	0	0	0	0	0	0	0	0	0	0	0	1	1	0	0	.250
Feb. 18	VILLANOVA	PH/1B	0	0	0	0	0	0	0	1	0	0	0	0	0	0	0	1	0	0	.250
TOTALS		Ogs	4	2	1	0	0	0	0	1	1	0	1	0	0	0	3	8	0	0	.250

On Base Percentage .500 | Slugging Percentage .250

MILANOWSKI'S OVERALL CAREER STATS

YEAR	AVG	GP-GS	AB	R	H	2B	3B	HR	RBI	TB	SLG%	BB	HBP	SO	GDP	OB%	SF	SH	SB-ATT	PO	A	E	FLD%
2023	.250	8-0	4	2	1	0	0	0	0	1	.250	1	1	3	0	.500	0	0	1-1	8	0	0	1.000
TOTAL	.250	8-0	4	2	1	0	0	0	0	1	.250	1	1	3	0	.500	0	0	1-1	8	0	0	1.000

PLAYER CAPSULES



KENADIE COOPER **25**

OUTFIELD

So. | 5-7 | R/R

Newnan, Ga. | East Coweta

SEASON HIGH

1, vs. Austin Peay (2/17/23) _____ AB _____ 2, at Mississippi State (4/23/22)
 _____ R _____ 1 (14x), last vs. Chattanooga (4/20/22)
 _____ H _____ 1, vs. Niagara (4/15/22)
 _____ 2B _____
 _____ 3B _____
 _____ HR _____
 _____ RBI _____ 1, vs. Niagara (4/15/22)

CAREER HIGH

2023 SEASON HIGHLIGHTS

GAME BY GAME HITTING

DATE	OPPONENT	POS	AB	R	H	RBI	2B	3B	HR	BB	SB	CS	HBP	SAC	SF	GDP	K	PO	A	E	AVG	
Feb. 10	vs. St. John's	PR	0	0	0	0	0	0	0	0	0	0	0	0	0	0	0	0	0	0	0	.000
Feb. 10	vs. Fordham	PR	0	0	0	0	0	0	0	0	0	0	0	0	0	0	0	0	0	0	0	.000
Feb. 11	vs. Pitt	PR	0	0	0	0	0	0	0	0	0	0	0	0	0	0	0	0	0	0	0	.000
Feb. 11	vs. Indiana	PR	0	0	0	0	0	0	0	0	0	1	0	0	0	0	0	0	0	0	0	.000
Feb. 12	vs. Illinois	PR	0	0	0	0	0	0	0	0	1	0	0	0	0	0	0	0	0	0	0	.000
Feb. 17	AUSTIN PEAY	OF	1	0	0	0	0	0	0	0	0	0	0	0	0	0	0	0	0	0	0	.000
Feb. 18	VILLANOVA	PR/OF	0	0	0	0	0	0	0	0	0	0	0	0	0	0	0	0	0	0	0	.000
TOTALS		Ogs	1	0	0	0	0	0	0	0	1	1	0	0	0	0	0	0	0	0	0	.000

On Base Percentage .000 | Slugging Percentage .000

COOPER'S OVERALL CAREER STATS

YEAR	AVG	GP-GS	AB	R	H	2B	3B	HR	RBI	TB	SLG%	BB	HBP	SO	GDP	OB%	SF	SH	SB-ATT	PO	A	E	FLD%
2022	.200	40-0	5	14	1	0	0	0	1	1	.200	1	0	3	0	.333	0	0	1-2	5	0	0	1.000
2023	.000	7-0	1	0	0	0	0	0	0	0	.000	0	0	0	0	.000	0	0	1-2	0	0	0	.000
TOTAL	.167	47-0	6	14	1	0	0	0	1	1	.167	1	0	3	0	.286	0	0	2-4	5	0	0	1.000

PLAYER CAPSULES



MILLIE ROBERTS

31

CATCHER/INFIELD

Fr. | 5-7 | R/R

Owensboro, Ky. | Daviess County

SEASON HIGH

1 (6x), last vs. Austin Peay (2/19/23) AB 1 (6x), last vs. Austin Peay (2/19/23)
 1, vs. Indiana (2/11/23) R 1, vs. Indiana (2/11/23)
 1 (3x), last vs. Villanova (2/18/23) H 1 (3x), last vs. Villanova (2/18/23)
 1, vs. St. John's (2/10/23) 2B 1, vs. St. John's (2/10/23)
 3B
 HR
 1 (4x), last vs. Villanova (2/18/23) RBI 1 (4x), last vs. Villanova (2/18/23)

CAREER HIGH

2023 SEASON HIGHLIGHTS

Ranks fifth in the SEC in sacrifice flies ... recorded her first collegiate hit in her first plate appearance, slugging an RBI double vs. St. John's (2/10) ...

GAME BY GAME HITTING

DATE	OPPONENT	POS	AB	R	H	RBI	2B	3B	HR	BB	SB	CS	HBP	SAC	SF	GDP	K	PO	A	E	AVG	
Feb. 10	vs. St. John's	PH	1	0	1	1	1	0	0	0	0	0	0	0	0	0	0	0	0	0	0	1.000
Feb. 10	vs. Fordham	PH	0	0	0	1	0	0	0	0	0	0	0	0	1	0	0	0	0	0	0	1.000
Feb. 11	vs. Pitt	PH	1	0	1	1	0	0	0	0	0	0	0	0	0	0	0	0	0	0	0	1.000
Feb. 11	vs. Indiana	PH	0	1	0	0	0	0	0	1	0	0	0	0	0	0	0	0	0	0	0	1.000
Feb. 12	vs. Illinois	PH	1	0	0	0	0	0	0	0	0	0	0	0	0	0	1	0	0	0	0	.667
Feb. 17	Villanova	PH	0	0	0	0	0	0	0	1	0	0	0	0	0	0	0	0	0	0	0	.667
Feb. 18	Villanova	PH	1	0	1	0	0	0	0	0	0	0	0	0	0	0	0	0	0	0	0	.750
Feb. 18	DAYTON	PH	1	0	0	0	0	0	0	0	0	0	0	0	0	0	1	0	0	0	0	.600
Feb. 19	AUSTIN PEAY	PH	1	0	0	0	0	0	0	0	0	0	0	0	0	0	0	0	0	0	0	.500
TOTALS		Ogs	6	1	3	4	1	0	0	2	0	0	0	0	1	0	2	0	0	0	0	.500

On Base Percentage .556 | Slugging Percentage .667

ROBERTS'S OVERALL CAREER STATS

YEAR	AVG	GP-GS	AB	R	H	2B	3B	HR	RBI	TB	SLG%	BB	HBP	SO	GDP	OB%	SF	SH	SB-ATT	PO	A	E	FLD%
2023	.500	9-0	6	1	3	1	0	0	4	4	.667	2	0	2	0	.556	1	0	0-0	0	0	0	.000
TOTAL	.500	9-0	6	1	3	1	0	0	4	4	.667	2	0	2	0	.556	1	0	0-0	0	0	0	.000

PLAYER CAPSULES



SHELBY LOWE

55

LEFT-HANDED PITCHER

Jr. | 5-9 | R/L

Carrollton, Ala. | Pickens Academy

SEASON HIGH

4.0, vs. Villanova (2/18/23) IP 7.1 (2x), last at Ole Miss (4/23/21)
 2, vs. Villanova (2/18/23) H 9, vs. Kentucky (4/16/21)
 2, vs. Villanova (2/18/23) R 7, at Arkansas (4/8/22)
 1, vs. Villanova (2/18/23) ER 7, at Arkansas (4/8/22)
 0 (6x), last vs. Villanova (2/18/23) BB 4, at Kentucky (3/25/22)
 7, vs. Villanova (2/18/23) SO 13, vs. ULM (2/25/22)
 63, vs. Villanova (2/18/23) Pitches 125, vs. Kentucky (4/16/21)

CAREER HIGH

2023 SEASON HIGHLIGHTS

Ranked the No. 62 student-athlete in the country in D1 Softball's D1 Preseason Player Rankings ... ranks 168h among all active NCAA Division I athletes in career earned run average and 27th in saves ... making her return to the circle following postseason surgery, tossed 4.2 innings of relief at the NFCA Leadoff Classic (2/10-12), giving up just one hit and striking out eight over her four appearances ... made her first start of the season against Villanova (2/18), earning the victory behind a season high seven strikeouts ...

GAME BY GAME PITCHING

DATE	OPPONENT	GS	IP	H	R	ER	BB	SO	2B	3B	HR	WP	BK	HBP	IBB	SCORE	W-L	SV	ERA	NP
Feb. 10	vs. Fordham		1.0	0	0	0	0	3	0	0	0	0	0	0	0	9-0	0-0	0	0.00	15
Feb. 11	vs. Pitt		1.2	0	0	0	0	3	0	0	0	0	0	0	0	7-8	0-0	0	0.00	28
Feb. 11	vs. Indiana		1.0	1	0	0	0	2	0	0	0	0	0	0	0	9-0	0-0	0	0.00	15
Feb. 12	vs. Illinois		1.0	0	0	0	0	0	0	0	0	0	0	0	0	10-0	0-0	0	0.00	10
Feb. 17	VILLANOVA		1.0	0	0	0	0	2	0	0	0	0	0	0	0	8-0	0-0	0	0.00	8
Feb. 18	VILLANOVA	*	4.0	2	2	1	0	7	0	0	1	0	0	0	0	9-3	1-0	0	0.72	63
TOTALS		0	9.2	3	2	1	0	17	0	0	1	0	0	0	0	52-11	1-0	0	0.72	139

LOWE'S OVERALL CAREER STATS

YEAR	ERA	W-L	APP	GS	CG	SHO	SV	IP	H	R	ER	BB	SO	2B	3B	HR	BF	BAVG	WP	HBP	BK	SFA	SHA
2021	1.48	13-11	30	26	15	3/1	1	165.2	130	42	35	28	179	24	1	9	650	.216	3	7	0	2	10
2022	2.81	9-3	29	19	4	3/2	5	92.1	77	44	37	19	129	10	1	16	383	.218	5	6	0	1	3
2023	0.72	1-0	6	1	0	0/4	0	9.2	3	2	1	0	17	0	0	1	34	.088	0	0	0	0	0
TOTAL	1.91	23-14	65	46	19	6/7	6	267.2	210	88	73	47	325	34	2	26	1067	.212	8	13	0	3	13

PLAYER CAPSULES



ANNABELLE WIDRA **66**

UTILITY/RIGHT-HANDED PITCHER

So. | 5-7 | L/R

Hoover, Ala. | Michigan

SEASON HIGH

4, vs. Indiana (2/11/23) _____ AB _____ 4, vs. Indiana (2/11/23)
 2, vs. Illinois (2/12/23) _____ R _____ 2, vs. Illinois (2/12/23)
 2 (3x), last vs. Austin Peay (2/17/23) _____ H _____ 2 (3x), last vs. Austin Peay (2/17/23)
 1, vs. Austin Peay (2/17/23) _____ 2B _____ 1, vs. Austin Peay (2/17/23)
 _____ 3B _____
 1 (2x), last vs. Illinois (2/12/3) _____ HR _____ 1 (2x), last vs. Illinois (2/12/3)
 3, vs. Illinois (2/12/23) _____ RBI _____ 3, vs. Illinois (2/12/23)

CAREER HIGH

2023 SEASON HIGHLIGHTS

Leads the country in strikeout-to-walk-ratio (0.00) ... also ranks 15th nationally in strikeouts per seven innings (7.9) ... ranks fourth in the SEC in saves and shutouts and eighth in earned run average ... tossed a complete-game shutout, allowing just two hits and striking out 10 in Auburn's season opener vs. St. John's (2/10) ... Tiger Invitational All-Tournament Team ... s

GAME BY GAME BATTING

DATE	OPPONENT	POS	AB	R	H	RBI	2B	3B	HR	BB	SB	CS	HBP	SAC	SF	GDP	K	PO	A	E	AVG	
Feb. 10	vs. St. John's	*P	0	0	0	0	0	0	0	0	0	0	0	0	0	0	0	0	2	0	0	.000
Feb. 10	vs. Fordham	PH	1	0	0	0	0	0	0	0	0	0	0	0	0	0	0	0	0	0	0	.000
Feb. 11	vs. Pitt	PH/3B	1	1	0	0	0	0	0	1	0	0	0	0	0	0	1	0	1	0	0	.000
Feb. 11	vs. Indiana	*3B	4	1	2	2	0	0	1	0	0	0	0	0	0	0	1	0	0	0	0	.333
Feb. 12	vs. Illinois	*3B	3	2	2	3	0	0	1	0	0	0	0	0	0	0	0	1	0	0	0	.444
Feb. 17	AUSTIN PEAY	*P/3B	3	0	2	0	1	0	0	0	0	0	0	0	0	0	1	0	0	0	0	.500
Feb. 18	VILLANOVA	3B	1	0	0	0	0	0	0	0	0	0	0	0	0	0	1	0	1	0	0	.462
Feb. 18	DAYTON	*P	1	0	1	0	0	0	0	0	1	0	0	0	0	0	0	0	0	0	0	.500
Feb. 19	AUSTIN PEAY	*3B/P	3	0	1	0	0	0	0	0	0	0	0	0	0	0	1	0	1	0	0	.471
TOTALS		6gs	17	4	8	5	1	0	2	1	1	0	0	0	0	0	5	1	5	0	0	.471

On Base Percentage .500 | Slugging Percentage .882

GAME BY GAME PITCHING

DATE	OPPONENT	GS	IP	H	R	ER	BB	SO	2B	3B	HR	WP	BK	HBP	IBB	SCORE	W-L	SV	ERA	NP
Feb. 10	vs. St. John's	*	7.0	2	0	0	0	10	0	0	0	0	0	0	0	6-0	1-0	0	0.00	80
Feb. 17	AUSTIN PEAY	*	3.0	1	1	0	0	4	0	0	0	0	0	0	0	11-1	2-0	0	0.00	51
Feb. 18	DAYTON	*	3.0	5	2	2	0	3	0	1	0	0	0	0	0	10-2	2-0	0	1.08	48
Feb. 19	AUSTIN PEAY		3.0	3	0	0	0	1	0	0	0	0	0	0	0	5-1	2-0	1	0.88	35
TOTALS		1	16.0	11	3	2	0	18	0	1	0	0	0	0	0	32-4	2-0	1	0.88	214

WIDRA'S OVERALL CAREER STATS

YEAR	AVG	GP-GS	AB	R	H	2B	3B	HR	RBI	TB	SLG%	BB	HBP	SO	GDP	OB%	SF	SH	SB-ATT	PO	A	E	FLD%
2023	.471	8-5	17	4	8	1	0	2	5	15	.882	1	0	5	0	.500	0	0	1-1	1	5	0	1.000
TOTAL	.471	8-5	17	4	8	1	0	2	5	15	.882	1	0	5	0	.500	0	0	1-1	1	5	0	1.000

YEAR	ERA	W-L	APP	GS	CG	SHO	SV	IP	H	R	ER	BB	SO	2B	3B	HR	BF	BAVG	WP	HBP	BK	SFA	SHA
2023	0.88	2-0	4	3	1	1/0	1	16.0	11	3	2	0	18	0	1	0	60	.186	0	0	0	0	1
TOTAL	0.88	2-0	4	3	1	1/0	1	16.0	11	3	2	0	18	0	1	0	60	.186	0	0	0	0	1

PLAYER CAPSULES



BRI ELLI

77

INFIELD
So. | 5-10 | R/R
Houston, Texas | Memorial

SEASON HIGH

3 (4x), last vs. Austin Peay (2/19/23) _____ AB _____ 4 (3x), last at Mercer (4/13/22)
 1 (3x), last vs. Austin Peay (2/19/23) _____ R _____ 2 (6x), last vs. Louisiana (5/20/22)
 2 (2x), last vs. Dayton (2/18/23) _____ H _____ 3, at Mercer (4/13/22)
 1, vs. Pitt (2/11/23) _____ 2B _____ 1 (8x), last at Tennessee (5/8/22)
 _____ 3B _____ 1, at Alabama State (4/27/22)
 1, vs. Dayton (2/18/23) _____ HR _____ 2 (2x), last vs. Louisiana (5/20/22)
 3, vs. Dayton (2/18/23) _____ RBI _____ 3 (5x), last vs. Dayton (2/18/23)

CAREER HIGH

2023 SEASON HIGHLIGHTS

Preseason All-SEC Team ... earned preseason player rankings from D1 Softball (No. 74), Softball America (No. 76), and Extra Inning Softball (No. 77) ... tabbed the No. 7 first baseman in the country by Extra Inning Softball ... also selected one of the top 10 sluggers of college softball by FloSoftball ... ranks fifth in the SEC in sacrifice flies ... ranks 17th among all active Division I players in career slugging percentage ... went 2-for-2 against Dayton (2/18), recording her first home run of the season and matching her career high in RBI ... knocked the go-ahead run in Auburn's comeback victory over Austin Peay (2/19) with an RBI single to right field ... Tiger Invitational All-Tournament Team

GAME BY GAME HITTING

DATE	OPPONENT	POS	AB	R	H	RBI	2B	3B	HR	BB	SB	CS	HBP	SAC	SF	GDP	K	PO	A	E	AVG
Feb. 10	vs. St. John's	*1B	2	0	0	0	0	0	0	0	0	0	0	0	0	0	0	2	0	0	.000
Feb. 10	vs. Fordham	*1B	3	0	0	0	0	0	0	0	0	0	0	0	0	0	1	0	0	0	.000
Feb. 11	vs. Pitt	*1B	2	0	1	2	1	0	0	1	0	0	1	0	0	0	0	5	0	0	.143
Feb. 11	vs. Indiana	*1B	2	0	1	1	0	0	0	0	1	0	1	0	1	0	0	1	0	0	.222
Feb. 12	vs. Illinois	*1B	3	0	0	0	0	0	0	0	0	0	0	0	0	0	1	0	0	0	.167
Feb. 17	AUSTIN PEAY	*1B	2	1	2	1	0	0	0	0	0	0	0	0	0	0	0	0	0	0	.286
Feb. 17	VILLANOVA	*1B	2	0	1	1	0	0	0	0	0	0	0	0	0	0	1	0	0	0	.312
Feb. 18	VILLANOVA	*1B	3	0	0	0	0	0	0	0	0	0	0	0	0	0	1	4	0	0	.263
Feb. 18	DAYTON	*1B	2	1	2	3	0	0	1	1	0	0	0	0	0	0	0	3	0	0	.333
Feb. 19	AUSTIN PEAY	*1B	3	1	1	1	0	0	0	0	0	0	0	0	0	0	0	4	0	1	.333
TOTALS		10gs	24	3	8	9	1	0	1	2	1	0	2	0	1	0	4	19	0	1	.333

On Base Percentage .414 | Slugging Percentage .500

ELLIS'S OVERALL CAREER STATS

YEAR	AVG	GP-GS	AB	R	H	2B	3B	HR	RBI	TB	SLG%	BB	HBP	SO	GDP	OB%	SF	SH	SB-ATT	PO	A	E	FLD%
2022	.302	56-55	149	32	45	8	1	20	49	115	.772	13	7	23	0	.378	3	0	2-2	251	11	3	.989
2023	.333	10-10	24	3	8	1	0	1	9	12	.500	2	2	4	0	.414	1	0	1-1	19	0	1	.950
TOTAL	.306	66-65	173	35	53	9	1	21	58	127	.734	15	9	27	0	.383	4	0	3-3	270	11	4	.986

PLAYER CAPSULES



ROSE ROACH

99

INFIELD

So. | 5-6 | L/R

Elburn, Ill. | Kaneland

SEASON HIGH

2 (2x), last vs. Austin Peay (2/17/23) _____ AB _____ 4 (3x), last at Kentucky (3/26/22)
 1 (4x), last vs. Dayton (2/18/23) _____ R _____ 2 (2x), last vs. South Carolina (3/19/22)
 _____ H _____ 2 (2x), last at Mercer (4/13/22)
 _____ 2B _____ 1 (2x), last vs. Toledo (3/5/22)
 _____ 3B _____
 _____ HR _____
 _____ RBI _____ 2, vs. North Carolina A&T (3/5/22)

CAREER HIGH

2023 SEASON HIGHLIGHTS

Ranks eighth in the SEC in stolen bases and ninth in stolen bases per game (0.44) ... made her first start at third base in Auburn's season opener (2/10) ...


GAME BY GAME HITTING

DATE	OPPONENT	POS	AB	R	H	RBI	2B	3B	HR	BB	SB	CS	HBP	SAC	SF	GDP	K	PO	A	E	AVG
Feb. 10	vs. St. John's	*3B	2	1	0	0	0	0	0	0	0	0	0	0	0	0	0	2	0	0	.000
Feb. 10	vs. Fordham	*3B	1	0	0	0	0	0	0	1	1	0	0	0	0	0	0	3	0	2	.000
Feb. 11	vs. Pitt	*3B	0	0	0	0	0	0	0	0	0	0	0	0	0	0	0	0	1	0	.000
Feb. 11	vs. Indiana	SS	0	0	0	0	0	0	0	0	0	0	0	0	0	0	0	0	0	0	.000
Feb. 12	vs. Illinois	PR/SS	0	0	0	0	0	0	0	0	0	0	0	0	0	0	0	0	0	0	.000
Feb. 17	AUSTIN PEAY	PR/SS	2	1	0	0	0	0	0	0	0	0	0	0	0	0	2	0	2	2	.000
Feb. 17	VILLANOVA	PR	0	0	0	0	0	0	0	0	1	0	0	0	0	0	0	0	0	0	.000
Feb. 18	VILLANOVA	PR/SS	1	1	0	0	0	0	0	0	1	0	0	0	0	0	0	0	0	0	.000
Feb. 18	DAYTON	PR	0	1	0	0	0	0	0	0	1	0	0	0	0	0	0	0	0	0	.000
TOTALS		3gs	6	4	0	0	0	0	0	1	4	0	0	0	0	0	2	5	3	4	.000

On Base Percentage .143 | Slugging Percentage .000

ROACH'S OVERALL CAREER STATS

YEAR	AVG	GP-GS	AB	R	H	2B	3B	HR	RBI	TB	SLG%	BB	HBP	SO	GDP	OB%	SF	SH	SB-ATT	PO	A	E	FLD%
2022	.271	35-11	48	12	13	2	0	0	5	15	.313	1	1	5	0	.300	0	0	2-3	17	22	5	.886
2023	.000	9-3	6	4	0	0	0	0	0	0	.000	1	0	2	0	.143	0	0	4-4	5	3	4	.667
TOTAL	.241	44-14	54	16	13	2	0	0	5	15	.278	2	1	7	0	.281	0	0	6-7	22	25	9	.839



00

Aspyn
GODWIN
C/OF | Gr.



2

Sydney
COX
UTL | Jr.



3

Icess
TRESVIK
UTL | So.



4

Emmah
ROLFE
RHP | Fr.



5

Lindsey
GARCIA
INF | Sr.



7

DENVER
BRYANT
INF | Jr.



9

Maddie
PENTA
RHP | Jr.




10

Makayla
PACKER
UTL | Jr.



11

Aubrie
LISENBY
C/INF | So.



12

Carlee
MCCONDICHIE
UTL | Sr.



13

Nelia
PERALTA
INF | So.



15

Skylar
ELKINS
C/UTL | Fr.



16

KK
MCCRARY
INF | Jr.



17

Maia
ENGELKES
INF | Sr.



18

Riley
MCMEMAR
INF | So.



20

Abbey
SMITH
OF | So.



22

Jessie
BLAINE
C | So.



23

Axe
MILANOWSKI
INF | Fr.



25

Kenadie
COOPER
OF | So.



31

Millie
ROBERTS
C/INF | Fr.



55

Shelby
LOWE
LHP | Jr.



66

Annabelle
WIDRA
UTL/RHP | So.



77

Bri
ELLIS
INF | So.




99

Rose
ROACH
INF | So.



HC

Mickey
DEAN
Sixth Season




AC

Eugene
LENTI
Fourth Season



AC

Emily
CAROSONE
Third Season



VC

Ken
BROOKE
First Season



DO

LEISA
LEE
Fourth Season