



Auburn at Tennessee

02/19/23 Thompson-Boling Arena, Knoxville, Tennessee
2022-23 Women's Basketball

Game Time: 12:02 PM
Game Duration: 2:11
Attendance: 9,039

Officials: Michael McConnell, Felicia Grinter, Chaney Muench

Auburn - 76

Record: 14-12 (4-10)

NO.	Name	F	Min	FG			3P			FT			Rebounds			Fouls		TP	AS	TO	ST	Blocks		+/-
				M-A	M-A	M-A	OR	DR	TOT	PF	FD	BS	BA											
11	Romi Levy	F	28:27	3-8	0-1	4-4	3	2	5	2	4	10	2	1	2	1	0	-1						
33	Kharyssa Richardson	F	27:52	2-6	0-1	1-1	3	2	5	3	2	5	1	3	1	0	0	-4						
2	Sania Wells	G	21:32	3-6	2-4	2-4	0	1	1	4	1	10	6	1	1	0	0	3						
5	Aicha Coulibaly	G	25:59	7-14	1-2	0-1	2	2	4	5	2	15	3	2	0	0	0	-8						
23	Honesty Scott-Grayson	G	33:45	9-19	2-6	3-3	1	4	5	4	5	23	2	1	3	1	1	-5						
4	Kaitlyn Duhon		16:02	1-2	0-0	2-2	0	2	2	2	1	4	1	1	1	0	0	-2						
10	Sydney Shaw		12:40	1-3	1-3	0-0	0	3	3	1	0	3	2	3	0	2	0	-5						
12	Mar'shaun Bostic		16:53	2-4	0-0	2-4	1	0	1	2	3	6	1	3	2	0	0	-10						
20	Oyindamola Akinbolawa		10:37	0-0	0-0	0-0	0	0	0	3	1	0	0	2	1	0	0	-3						
51	Precious Johnson		01:31	0-0	0-0	0-0	0	1	1	2	0	0	0	2	0	0	0	0						
3	Jakayla Johnson		04:42	0-1	0-1	0-0	0	0	0	1	1	0	2	0	1	0	1	0						
Team							1	3	4			0		0										
Totals				28-63	6-18	14-19	11	20	31	29	20	76	20	19	12	4	2	-7						

Technical Fouls::NONE

Shooting By Period		
1st FG%	9-14	64.3%
3PT%	2-4	50.0%
FT%	4-4	100%
2nd FG%	3-9	33.3%
3PT%	0-2	0.0%
FT%	4-7	57.1%
3rd FG%	9-22	40.9%
3PT%	1-4	25.0%
FT%	3-5	60%
4th FG%	7-18	38.9%
3PT%	3-8	37.5%
FT%	3-3	100%
GM FG%	28-63	44.4%
3PT%	6-18	33.3%
FT%	14-19	73.7%

Dead Ball Rebounds: 4, 0

Tennessee - 83

Record: 20-9 (12-2)

NO.	Name	F	Min	FG			3P			FT			Rebounds			Fouls		TP	AS	TO	ST	Blocks		+/-
				M-A	M-A	M-A	OR	DR	TOT	PF	FD	BS	BA											
2	Ricke Jackson	F	30:54	12-15	0-0	3-6	1	2	3	3	6	27	2	4	1	0	1	19						
11	Karoline Striplin	F	11:50	2-3	0-0	0-2	0	1	1	4	2	4	0	2	0	0	1	-3						
4	Jordan Walker	G	23:08	0-1	0-1	2-2	0	2	2	2	4	2	4	5	1	0	0	7						
15	Jasmine Powell	G	31:58	0-2	0-0	5-6	0	3	3	1	3	5	8	3	0	1	0	12						
21	Tess Darby	G	34:08	6-8	5-6	0-0	0	5	5	1	1	17	1	0	3	0	1	8						
25	Jordan Horston		26:18	7-16	0-0	5-8	2	6	8	4	5	19	1	3	1	1	1	-4						
53	Jillian Hollingshead		20:00	1-3	0-0	6-6	4	3	7	2	3	8	2	1	1	0	0	-1						
1	Sara Puckett		05:31	0-2	0-2	0-0	0	0	0	1	0	0	0	2	0	0	0	-11						
14	Jasmine Franklin		15:51	0-0	0-0	1-2	0	3	3	2	5	1	1	1	1	0	0	6						
13	Justine Pissott		00:09	0-0	0-0	0-0	0	0	0	0	0	0	0	0	0	0	0	0						
5	Kaiya Wynn		00:13	0-0	0-0	0-0	0	0	0	0	0	0	0	0	0	0	0	2						
Team							2	0	2			0		0										
Totals				28-50	5-9	22-32	9	25	34	20	29	83	19	21	8	2	4	7						

Technical Fouls::NONE

Shooting By Period		
1st FG%	6-14	42.9%
3PT%	2-6	33.3%
FT%	6-6	100%
2nd FG%	6-12	50.0%
3PT%	2-2	100.0%
FT%	5-8	62.5%
3rd FG%	8-11	72.7%
3PT%	1-1	100.0%
FT%	4-6	66.7%
4th FG%	8-13	61.5%
3PT%	0-0	0.0%
FT%	7-12	58.3%
GM FG%	28-50	56.0%
3PT%	5-9	55.6%
FT%	22-32	68.8%

Dead Ball Rebounds: 3, 0

	AUB	TENN
Biggest lead	6 (1st 2:33)	9 (2nd 4:21)
Best Scoring Run	11 (1st 2:33)	13 (2nd 6:35)
Lead Changes	6	
Times Tied	4	
Time with Lead	05:51	31:59

Points from	AUB	TENN
Turnovers	20	15
Paint	26	36
Second Chance	11	8
Fast Breaks	12	15
Bench	13	28

	Period by Period Scoring				
	1st	2nd	3rd	4th	TOT
AUB	24	10	22	20	76
TENN	20	19	21	23	83



Period 1

Quarter Starters:

TENN	2 Jackson R	4 Walker J	11 Striplin K	15 Powell J	21 Darby T
AUB	2 Wells S	5 Coulibaly A	11 Levy R	23 Scott-Grayson H	33 Richardson K

Game Time	TENN	Score	Diff	AUB
10:00	2 JACKSON R jumpball won			11 LEVY R jumpball lost
09:42	11 STRIPLIN K 2pt FG in the paint, layup made (2)	2-0	2	
09:42	15 POWELL J assist (1)			
09:25				33 RICHARDSON K turnover travel (1)
09:08	15 POWELL J turnover lost ball (1)			11 LEVY R steal (1)
08:57		2-2	0	23 SCOTT-GRAYSON H 2pt FG from turnover outside the paint, jump shot made (2)
08:35	2 JACKSON R 2pt FG outside the paint, turnaround jump shot made (2)	4-2	2	
08:04	11 STRIPLIN K foul shooting (1 - 1)			11 LEVY R foul drawn (1)
08:04		4-3	1	11 LEVY R free throw 1 - 2 made (1)
08:04		4-4	0	11 LEVY R free throw 2 - 2 made (2)
08:00	4 WALKER J turnover lost ball (1)			23 SCOTT-GRAYSON H steal (1)
07:53				5 COULIBALY A 3pt FG from turnover, jump shot missed
07:49	4 WALKER J defensive rebound (1)			
07:42	4 WALKER J 3pt FG , jump shot missed			
07:38				23 SCOTT-GRAYSON H defensive rebound (1)
07:28				23 SCOTT-GRAYSON H 3pt FG , jump shot missed
07:24	21 DARBY T defensive rebound (1)			
07:04	4 WALKER J turnover bad pass (2)			11 LEVY R steal (2)
07:00		4-6	-2	23 SCOTT-GRAYSON H 2pt FG fast break from turnover in the paint, layup made (4)
07:00				11 LEVY R assist (1)
06:43	4 WALKER J foul drawn (1)			2 WELLS S foul shooting (1 - 1)
06:43	11 STRIPLIN K substitution out			
06:43	53 HOLLINGSHEAD J substitution in			
06:43	4 WALKER J free throw 1 - 2 made (1)	5-6	-1	
06:43	4 WALKER J free throw 2 - 2 made (2)	6-6	0	
06:43	4 WALKER J substitution out			
06:43	25 HORSTON J substitution in			
06:37		6-8	-2	5 COULIBALY A 2pt FG fast break in the paint, driving layup made (2)
06:29	21 DARBY T 3pt FG fast break, jump shot made (3)	9-8	1	
06:29	15 POWELL J assist (2)			
06:07				2 WELLS S 2pt FG outside the paint, jump shot missed
06:03	2 JACKSON R defensive rebound (1)			
06:00	53 HOLLINGSHEAD J foul drawn (1)			33 RICHARDSON K foul shooting (1 - 2)
06:00	53 HOLLINGSHEAD J free throw fast break 1 - 2 made (1)	10-8	2	
06:00	53 HOLLINGSHEAD J free throw fast break 2 - 2 made (2)	11-8	3	
05:43	25 HORSTON J foul personal (1 - 2)			33 RICHARDSON K foul drawn (1)
05:38				11 LEVY R 2pt FG in the paint, turnaround jump shot missed
05:34	15 POWELL J defensive rebound (1)			
05:31	21 DARBY T 3pt FG , jump shot missed			
05:31	offensive rebound (5)			



Auburn at Tennessee

02/19/23 Thompson-Boling Arena, Knoxville, Tennessee
2022-23 Women's Basketball

Officials: Michael McConnell, Felicia Grinter, Chaney Muench

Game Time	TENN	Score	Diff	AUB
05:31				5 COULIBALY A substitution out
05:31				4 DUHON K substitution in
05:31	Timeout media			
05:27	25 HORSTON J 2pt FG second chance in the paint, driving layup missed			
05:23	53 HOLLINGSHEAD J offensive rebound (1)			
05:23	53 HOLLINGSHEAD J 2pt FG second chance in the paint, layup missed			
05:21	53 HOLLINGSHEAD J offensive rebound (2)			
05:21	53 HOLLINGSHEAD J 2pt FG second chance in the paint, layup made (4)	13-8	5	
04:51				11 LEVY R 2pt FG outside the paint, step back jump shot missed
04:47	25 HORSTON J defensive rebound (1)			
04:44	25 HORSTON J turnover bad pass (1)			
04:44	2 JACKSON R substitution out			
04:44	1 PUCKETT S substitution in			
04:17		13-10	3	2 WELLS S 2pt FG from turnover outside the paint, jump shot made (2)
04:17				33 RICHARDSON K assist (1)
04:06	53 HOLLINGSHEAD J 2pt FG in the paint, layup missed			
04:04				33 RICHARDSON K defensive rebound (1)
03:57	jump ball situation			
03:57				11 LEVY R substitution out
03:57				5 COULIBALY A substitution in
03:53		13-13	0	23 SCOTT-GRAYSON H 3pt FG , jump shot made (7)
03:53				2 WELLS S assist (1)
03:36	1 PUCKETT S turnover bad pass (1)			23 SCOTT-GRAYSON H steal (2)
03:33	15 POWELL J foul shooting (1 - 3)			4 DUHON K foul drawn (1)
03:33	15 POWELL J substitution out			
03:33	4 WALKER J substitution in			
03:33	21 DARBY T substitution out			
03:33	14 FRANKLIN J substitution in			
03:33		13-14	-1	4 DUHON K free throw fast break 1 - 2 made (1)
03:33		13-15	-2	4 DUHON K free throw fast break 2 - 2 made (2)
03:12	25 HORSTON J 2pt FG in the paint, layup blocked			
03:12				23 SCOTT-GRAYSON H block (1)
03:07				23 SCOTT-GRAYSON H defensive rebound (2)
03:02		13-17	-4	5 COULIBALY A 2pt FG in the paint, layup made (4)
03:02				2 WELLS S assist (2)
02:52	14 FRANKLIN J foul drawn (1)			5 COULIBALY A foul personal (1 - 3)
02:52	25 HORSTON J substitution out			
02:52	2 JACKSON R substitution in			
02:41	4 WALKER J turnover bad pass (3)			2 WELLS S steal (1)
02:36	14 FRANKLIN J foul personal (1 - 4)			5 COULIBALY A foul drawn (1)
02:33		13-19	-6	23 SCOTT-GRAYSON H 2pt FG from turnover outside the paint, jump shot made (9)
02:33				2 WELLS S assist (3)
02:01	1 PUCKETT S 3pt FG , jump shot missed			
01:57				2 WELLS S defensive rebound (1)
01:43	14 FRANKLIN J steal (1)			5 COULIBALY A turnover lost ball (1)



Official Basketball Play by Play - 1st Period
Auburn at Tennessee
 02/19/23 Thompson-Boling Arena, Knoxville, Tennessee
 2022-23 Women's Basketball

Game Time: 12:02 PM
Game Duration: 2:11
Attendance: 9,039

Officials: Michael McConnell, Felicia Grinter, Chaney Muench

Game Time	TENN	Score	Diff	AUB
01:33	53 HOLLINGSHEAD J foul drawn (2)			23 SCOTT-GRAYSON H foul shooting (1 - 4)
01:33				4 DUHON K substitution out
01:33				23 SCOTT-GRAYSON H substitution out
01:33				33 RICHARDSON K substitution out
01:33				10 SHAW S substitution in
01:33				12 BOSTIC M substitution in
01:33				20 AKINBOLAWA O substitution in
01:33	53 HOLLINGSHEAD J free throw 1 - 2 made (5)	14-19	-5	
01:33	53 HOLLINGSHEAD J free throw 2 - 2 made (6)	15-19	-4	
01:33	53 HOLLINGSHEAD J substitution out			
01:33	21 DARBY T substitution in			
01:33				2 WELLS S substitution out
01:33				4 DUHON K substitution in
01:18	21 DARBY T steal (1)			10 SHAW S turnover bad pass (1)
01:11	21 DARBY T 3pt FG from turnover, jump shot made (6)	18-19	-1	
01:11	4 WALKER J assist (1)			
01:06				Timeout 30 Sec
00:48		18-22	-4	10 SHAW S 3pt FG , jump shot made (3)
00:48				5 COULIBALY A assist (1)
00:40	1 PUCKETT S 3pt FG , jump shot missed			
00:35				10 SHAW S defensive rebound (1)
00:33		18-24	-6	12 BOSTIC M 2pt FG fast break in the paint, driving layup made (2)
00:33				10 SHAW S assist (1)
00:17	2 JACKSON R 2pt FG outside the paint, turnaround jump shot made (4)	20-24	-4	
00:01	14 FRANKLIN J foul drawn (2)			20 AKINBOLAWA O foul offensive (1 - 5)
00:01				20 AKINBOLAWA O turnover offensive (1)
00:01	1 PUCKETT S substitution out			
00:01	15 POWELL J substitution in			
END OF PERIOD				
TENN 20-24 AUB				



Auburn at Tennessee

02/19/23 Thompson-Boling Arena, Knoxville, Tennessee
2022-23 Women's Basketball

Game Time: 12:02 PM
Game Duration: 2:11
Attendance: 9,039

Officials: Michael McConnell, Felicia Grinter, Chaney Muench

Auburn - 24

NO.	Name	F	Min	FG			Rebounds			Fouls		TP	AS	TO	ST	Blocks		+/-
				M-A	3P	FT	OR	DR	TOT	PF	FD					BS	BA	
11	Romi Levy	F	06:03	0-2	0-0	2-2	0	0	0	0	1	2	1	0	2	0	0	-3
33	Kharyssa Richardson	F	08:27	0-0	0-0	0-0	0	1	1	1	1	0	1	1	0	0	0	6
2	Sania Wells	G	08:27	1-2	0-0	0-0	0	1	1	1	0	2	3	0	1	0	0	4
5	Aicha Coulibaly	G	08:26	2-3	0-1	0-0	0	0	0	1	1	4	1	1	0	0	0	4
23	Honesty Scott-Grayson	G	08:27	4-5	1-2	0-0	0	2	2	1	0	9	0	0	2	1	0	6
4	Kaitlyn Duhon		05:31	0-0	0-0	2-2	0	0	0	0	1	2	0	0	0	0	0	9
10	Sydney Shaw		01:33	1-1	1-1	0-0	0	1	1	0	0	3	1	1	0	0	0	-2
12	Mar'shaun Bostic		01:33	1-1	0-0	0-0	0	0	0	0	0	2	0	0	0	0	0	-2
20	Oyindamola Akinbolawa		01:33	0-0	0-0	0-0	0	0	0	1	0	0	0	1	0	0	0	-2
Team							0	0	0			0						
Totals				9-14	2-4	4-4	0	5	5	5	4	24	7	4	5	1	0	4

Shooting By Period		
1st FG%	9-14	64.3%
3PT%	2-4	50.0%
FT%	4-4	100%
GM FG%	9-14	64.3%
3PT%	2-4	50.0%
FT%	4-4	100.0%

Dead Ball Rebounds: 0, 0

Technical Fouls::NONE

Tennessee - 20

NO.	Name	F	Min	FG			Rebounds			Fouls		TP	AS	TO	ST	Blocks		+/-
				M-A	3P	FT	OR	DR	TOT	PF	FD					BS	BA	
2	Ricke Jackson	F	08:08	2-2	0-0	0-0	0	1	1	0	0	4	0	0	0	0	0	5
11	Karoline Striplin	F	03:17	1-1	0-0	0-0	0	0	0	1	0	2	0	0	0	0	0	-2
4	Jordan Walker	G	06:50	0-1	0-1	2-2	0	1	1	0	1	2	1	3	0	0	0	-4
15	Jasmine Powell	G	06:29	0-0	0-0	0-0	0	1	1	1	0	0	2	1	0	0	0	0
21	Tess Darby	G	08:00	2-3	2-3	0-0	0	1	1	0	0	6	0	0	1	0	0	0
25	Jordan Horston		03:51	0-2	0-0	0-0	0	1	1	1	0	0	0	1	0	0	1	-4
53	Jillian Hollingshead		05:10	1-3	0-0	4-4	2	0	2	0	2	6	0	0	0	0	0	-2
1	Sara Puckett		04:42	0-2	0-2	0-0	0	0	0	0	0	0	0	1	0	0	0	-9
14	Jasmine Franklin		03:33	0-0	0-0	0-0	0	0	0	1	2	0	0	0	1	0	0	-4
Team							1	0	1			0						
Totals				6-14	2-6	6-6	3	5	8	4	5	20	3	6	2	0	1	-4

Shooting By Period		
1st FG%	6-14	42.9%
3PT%	2-6	33.3%
FT%	6-6	100%
GM FG%	6-14	42.9%
3PT%	2-6	33.3%
FT%	6-6	100.0%

Dead Ball Rebounds: 0, 0

Technical Fouls::NONE

	AUB	TENN
Biggest lead	6 (1st 2:33)	5 (1st 5:21)
Best Scoring Run	11 (1st 2:33)	7 (1st 5:21)
Lead Changes	3	
Times Tied	4	
Time with Lead	03:58	03:52

Points from	AUB	TENN
Turnovers	10	5
Paint	8	4
Second Chance	0	2
Fast Breaks	8	5
Bench	7	6

	Period by Period Scoring				
	1st	2nd	3rd	4th	TOT
AUB	24	10	22	20	76
TENN	20	19	21	23	83



Period 2

Quarter Starters:

TENN	2 Jackson R	14 Franklin J	15 Powell J	21 Darby T	4 Walker J
AUB	4 Duhon K	5 Coulibaly A	20 Akinbolawa O	2 Wells S	23 Scott-Grayson H

Game Time	TENN	Score	Diff	AUB
10:00				10 SHAW S substitution out
10:00				12 BOSTIC M substitution out
10:00				2 WELLS S substitution in
10:00				23 SCOTT-GRAYSON H substitution in
09:34	4 WALKER J foul drawn (2)			2 WELLS S foul personal (2 - 1)
09:33				2 WELLS S substitution out
09:33				12 BOSTIC M substitution in
09:22	2 JACKSON R 2pt FG in the paint, jump shot made (6)	22-24	-2	
09:22	14 FRANKLIN J assist (1)			
08:47				5 COULIBALY A 2pt FG outside the paint, jump shot missed
08:47				12 BOSTIC M offensive rebound (1)
08:47	2 JACKSON R foul shooting (1 - 1)			12 BOSTIC M foul drawn (1)
08:47				12 BOSTIC M free throw 1 - 2 missed
08:47				offensive dead ball rebound (1)
08:47				12 BOSTIC M free throw 2 - 2 missed
08:46	2 JACKSON R defensive rebound (2)			
08:33				20 AKINBOLAWA O substitution out
08:33				33 RICHARDSON K substitution in
08:29	21 DARBY T 3pt FG , jump shot made (9)	25-24	1	
08:29	4 WALKER J assist (2)			
08:06				23 SCOTT-GRAYSON H 3pt FG , jump shot missed
08:03	21 DARBY T defensive rebound (2)			
07:57	14 FRANKLIN J foul drawn (3)			4 DUHON K foul shooting (1 - 2)
07:57	4 WALKER J substitution out			
07:57	25 HORSTON J substitution in			
07:57	14 FRANKLIN J free throw 1 - 2 made (1)	26-24	2	
07:57	14 FRANKLIN J free throw 2 - 2 missed			
07:56				defensive rebound (7)
07:29				12 BOSTIC M turnover bad pass (1)
07:18	15 POWELL J turnover lost ball (2)			12 BOSTIC M steal (1)
07:13	21 DARBY T steal (2)			12 BOSTIC M turnover bad pass (2)
07:07	21 DARBY T 3pt FG from turnover, jump shot made (12)	29-24	5	
06:46				5 COULIBALY A 2pt FG in the paint, jump shot missed
06:43	25 HORSTON J defensive rebound (2)			
06:38	2 JACKSON R foul drawn (1)			12 BOSTIC M foul personal (1 - 3)
06:38				12 BOSTIC M substitution out
06:38				10 SHAW S substitution in
06:35	25 HORSTON J 2pt FG outside the paint, jump shot made (2)	31-24	7	
06:35	15 POWELL J assist (3)			
06:06	2 JACKSON R steal (1)			10 SHAW S turnover bad pass (2)
06:00	2 JACKSON R 2pt FG from turnover in the paint, floating jump shot missed			
05:58				defensive rebound (8)



Officials: Michael McConnell, Felicia Grinter, Chaney Muench

Game Time	TENN	Score	Diff	AUB
05:45		31-26	5	5 COULIBALY A 2pt FG in the paint, layup made (6)
05:45				4 DUHON K assist (1)
05:45	2 JACKSON R foul shooting (2 - 2)			5 COULIBALY A foul drawn (2)
05:45	2 JACKSON R substitution out			
05:45	53 HOLLINGSHEAD J substitution in			
05:45				5 COULIBALY A free throw 1 - 1 missed
05:45	14 FRANKLIN J defensive rebound (1)			
05:39	25 HORSTON J 2pt FG in the paint, driving layup made (4)	33-26	7	
05:19	25 HORSTON J steal (1)			4 DUHON K turnover bad pass (1)
05:13	25 HORSTON J turnover lost ball (2)			4 DUHON K steal (1)
05:03	14 FRANKLIN J foul drawn (4)			5 COULIBALY A foul offensive (2 - 4)
05:03				5 COULIBALY A turnover offensive (2)
05:03				4 DUHON K substitution out
05:03				5 COULIBALY A substitution out
05:03				11 LEVY R substitution in
05:03				12 BOSTIC M substitution in
04:54	14 FRANKLIN J foul offensive (2 - 3)			11 LEVY R foul drawn (2)
04:54	14 FRANKLIN J turnover offensive (1)			
04:54	Timeout media			
04:54	14 FRANKLIN J substitution out			
04:54	11 STRIPLIN K substitution in			
04:44				23 SCOTT-GRAYSON H 3pt FG from turnover, jump shot missed
04:39	11 STRIPLIN K defensive rebound (1)			
04:38	11 STRIPLIN K turnover bad pass (1)			23 SCOTT-GRAYSON H steal (3)
04:33				10 SHAW S turnover travel (3)
04:21	11 STRIPLIN K 2pt FG from turnover in the paint, layup made (4)	35-26	9	
04:21	15 POWELL J assist (4)			
03:59	21 DARBY T steal (3)			33 RICHARDSON K turnover lost ball (2)
03:45	11 STRIPLIN K 2pt FG from turnover in the paint, layup blocked			
03:45				10 SHAW S block (1)
03:43				10 SHAW S defensive rebound (2)
03:43	jump ball situation			
03:30		35-28	7	23 SCOTT-GRAYSON H 2pt FG outside the paint, jump shot made (11)
03:30				10 SHAW S assist (2)
03:17	25 HORSTON J foul drawn (1)			33 RICHARDSON K foul shooting (2 - 5)
03:17				33 RICHARDSON K substitution out
03:17				20 AKINBOLAWA O substitution in
03:17	25 HORSTON J free throw 1 - 2 missed			
03:17	offensive dead ball rebound (1)			
03:17	25 HORSTON J free throw 2 - 2 missed			
03:16	53 HOLLINGSHEAD J offensive rebound (3)			
03:07	25 HORSTON J foul drawn (2)			12 BOSTIC M foul shooting (2 - 6)
03:07				20 AKINBOLAWA O substitution out
03:07				51 JOHNSON P substitution in
03:07	25 HORSTON J free throw 1 - 2 made (5)	36-28	8	
03:07	25 HORSTON J free throw 2 - 2 made (6)	37-28	9	
02:55		37-30	7	11 LEVY R 2pt FG outside the paint, turnaround jump shot made (4)



Official Basketball Play by Play - 2nd Period
Auburn at Tennessee
 02/19/23 Thompson-Boling Arena, Knoxville, Tennessee
 2022-23 Women's Basketball

Game Time: 12:02 PM
Game Duration: 2:11
Attendance: 9,039

Officials: Michael McConnell, Felicia Grinter, Chaney Muench

Game Time	TENN	Score	Diff	AUB
02:55				23 SCOTT-GRAYSON H assist (1)
02:39	25 HORSTON J 2pt FG in the paint, jump shot missed			
02:37	53 HOLLINGSHEAD J offensive rebound (4)			
02:37	53 HOLLINGSHEAD J foul offensive (1 - 4)			23 SCOTT-GRAYSON H foul drawn (1)
02:37	53 HOLLINGSHEAD J turnover offensive (1)			
02:21				12 BOSTIC M 2pt FG from turnover in the paint, driving layup missed
02:18	21 DARBY T defensive rebound (3)			
02:16	25 HORSTON J 2pt FG in the paint, jump shot missed			
02:14				11 LEVY R defensive rebound (1)
02:14	25 HORSTON J foul personal (2 - 5)			11 LEVY R foul drawn (3)
02:14	25 HORSTON J substitution out			
02:14	4 WALKER J substitution in			
02:14		37-31	6	11 LEVY R free throw 1 - 2 made (5)
02:14		37-32	5	11 LEVY R free throw 2 - 2 made (6)
02:01	15 POWELL J 2pt FG outside the paint, jump shot missed			
01:58				51 JOHNSON P defensive rebound (1)
01:58				51 JOHNSON P turnover bad pass (1)
01:48	53 HOLLINGSHEAD J foul drawn (3)			51 JOHNSON P foul personal (1 - 7)
01:48	53 HOLLINGSHEAD J free throw 1 - 2 made (7)	38-32	6	
01:48	53 HOLLINGSHEAD J free throw 2 - 2 made (8)	39-32	7	
01:36	11 STRIPLIN K foul drawn (1)			51 JOHNSON P foul offensive (2 - 8)
01:36				51 JOHNSON P turnover offensive (2)
01:36				51 JOHNSON P substitution out
01:36				20 AKINBOLAWA O substitution in
01:21	15 POWELL J 2pt FG from turnover in the paint, driving layup missed			
01:18				23 SCOTT-GRAYSON H defensive rebound (3)
01:14				23 SCOTT-GRAYSON H 2pt FG in the paint, jump shot missed
01:11	53 HOLLINGSHEAD J defensive rebound (5)			
00:57	jump ball situation			
00:52	11 STRIPLIN K foul offensive (2 - 6)			12 BOSTIC M foul drawn (2)
00:52	11 STRIPLIN K turnover offensive (2)			
00:52	11 STRIPLIN K substitution out			
00:52	1 PUCKETT S substitution in			
00:32	1 PUCKETT S foul shooting (1 - 7)			12 BOSTIC M foul drawn (3)
00:32		39-33	6	12 BOSTIC M free throw 1 - 2 made (3)
00:32		39-34	5	12 BOSTIC M free throw 2 - 2 made (4)
00:16	1 PUCKETT S turnover bad pass (2)			12 BOSTIC M steal (2)
00:11				20 AKINBOLAWA O turnover travel (2)
00:11	1 PUCKETT S substitution out			
00:11	13 PISSOTT J substitution in			
00:11	53 HOLLINGSHEAD J substitution out			
00:11	1 PUCKETT S substitution in			
00:03	15 POWELL J turnover travel (3)			
00:03	1 PUCKETT S substitution out			
00:03	5 WYNN K substitution in			
00:03	13 PISSOTT J substitution out			
00:03	53 HOLLINGSHEAD J substitution in			

END OF PERIOD



Official Basketball Play by Play - 2nd Period
Auburn at Tennessee
02/19/23 Thompson-Boling Arena, Knoxville, Tennessee
2022-23 Women's Basketball

Game Time: 12:02 PM
Game Duration: 2:11
Attendance: 9,039

Officials: Michael McConnell, Felicia Grinter, Chaney Muench

Game Time	TENN	Score	Diff	AUB
TENN 39-34 AUB				



Auburn at Tennessee

02/19/23 Thompson-Boling Arena, Knoxville, Tennessee
2022-23 Women's Basketball

Game Time: 12:02 PM
Game Duration: 2:11
Attendance: 9,039

Officials: Michael McConnell, Felicia Grinter, Chaney Muench

Auburn - 10

NO.	Name	F	Min	FG			Rebounds			Fouls		TP	AS	TO	ST	Blocks		+/-
				M-A	M-A	M-A	OR	DR	TOT	PF	FD					BS	BA	
11	Romi Levy	F	05:03	1-1	0-0	2-2	0	1	1	0	2	4	0	0	0	0	0	2
33	Kharyssa Richardson	F	05:16	0-0	0-0	0-0	0	0	0	1	0	0	0	1	0	0	0	-9
2	Sania Wells	G	00:27	0-0	0-0	0-0	0	0	0	1	0	0	0	0	0	0	0	0
5	Aicha Coulibaly	G	04:57	1-3	0-0	0-1	0	0	0	1	1	2	0	1	0	0	0	-11
23	Honesty Scott-Grayson	G	10:00	1-4	0-2	0-0	0	1	1	0	1	2	1	0	1	0	0	-9
4	Kaitlyn Duhon		04:57	0-0	0-0	0-0	0	0	0	1	0	0	1	1	1	0	0	-11
12	Mar'shaun Bostic		07:58	0-1	0-0	2-4	1	0	1	2	3	2	0	2	2	0	0	-7
10	Sydney Shaw		06:38	0-0	0-0	0-0	0	1	1	0	0	0	1	2	0	1	0	0
20	Oyindamola Akinbolawa		03:13	0-0	0-0	0-0	0	0	0	0	0	0	0	1	0	0	0	0
51	Precious Johnson		01:31	0-0	0-0	0-0	0	1	1	2	0	0	0	2	0	0	0	0
Team							0	2	2			0		0				
Totals				3-9	0-2	4-7	1	6	7	8	7	10	3	10	4	1	0	-9

Shooting By Period		
2 nd FG%	3-9	33.3%
3PT%	0-2	0.0%
FT%	4-7	57.1%
GM FG%	3-9	33.3%
3PT%	0-2	0.0%
FT%	4-7	57.1%

Dead Ball Rebounds: 1, 0

Technical Fouls::NONE

Tennessee - 19

NO.	Name	F	Min	FG			Rebounds			Fouls		TP	AS	TO	ST	Blocks		+/-
				M-A	M-A	M-A	OR	DR	TOT	PF	FD					BS	BA	
2	Rickeya Jackson	F	04:15	1-2	0-0	0-0	0	1	1	2	1	2	0	0	1	0	0	9
11	Karoline Striplin	F	04:02	1-2	0-0	0-0	0	1	1	1	1	2	0	2	0	0	1	0
4	Jordan Walker	G	04:17	0-0	0-0	0-0	0	0	0	0	1	0	1	0	0	0	0	3
15	Jasmine Powell	G	10:00	0-2	0-0	0-0	0	0	0	0	0	0	2	2	0	0	0	9
21	Tess Darby	G	10:00	2-2	2-2	0-0	0	2	2	0	0	6	0	0	2	0	0	9
14	Jasmine Franklin		05:06	0-0	0-0	1-2	0	1	1	1	2	1	1	1	0	0	0	11
25	Jordan Horston		05:43	2-4	0-0	2-4	0	1	1	1	2	6	0	1	1	0	0	6
53	Jillian Hollingshead		05:36	0-0	0-0	2-2	2	1	3	1	1	2	0	1	0	0	0	0
1	Sara Puckett		00:49	0-0	0-0	0-0	0	0	0	1	0	0	0	1	0	0	0	-2
13	Justine Pissott		00:09	0-0	0-0	0-0	0	0	0	0	0	0	0	0	0	0	0	0
5	Kaiya Wynn		00:03	0-0	0-0	0-0	0	0	0	0	0	0	0	0	0	0	0	0
Team							0	0	0			0		0				
Totals				6-12	2-2	5-8	2	7	9	7	8	19	4	8	4	0	1	9

Shooting By Period		
2 nd FG%	6-12	50.0%
3PT%	2-2	100.0%
FT%	5-8	62.5%
GM FG%	6-12	50.0%
3PT%	2-2	100.0%
FT%	5-8	62.5%

Dead Ball Rebounds: 1, 0

Technical Fouls::NONE

	AUB	TENN
Biggest lead	2 (2 nd 9:22)	9 (2 nd 4:21)
Best Scoring Run	4 (2 nd 2:14)	11 (2 nd 6:35)
Lead Changes	1	
Times Tied	0	
Time with Lead	00:53	08:29

Points from	AUB	TENN
Turnovers	2	7
Paint	2	6
Second Chance	0	2
Fast Breaks	0	0
Bench	2	9

	Period by Period Scoring				
	1st	2nd	3rd	4th	TOT
AUB	24	10	22	20	76
TENN	20	19	21	23	83



Auburn at Tennessee

02/19/23 Thompson-Boling Arena, Knoxville, Tennessee
2022-23 Women's Basketball

Game Time: 12:02 PM
Game Duration: 2:11
Attendance: 9,039

Officials: Michael McConnell, Felicia Grinter, Chaney Muench

Auburn - 34

NO.	Name	F	Min	FG			3P			FT			Rebounds			Fouls		TP	AS	TO	ST	Blocks		+/-
				M-A	M-A	M-A	OR	DR	TOT	PF	FD	BS	BA											
11	Romi Levy	F	11:06	1-3	0-0	4-4	0	1	1	0	3	6	1	0	2	0	0	0	0	0	0	0	-1	
33	Kharyssa Richardson	F	13:43	0-0	0-0	0-0	0	1	1	2	1	0	1	2	0	0	0	0	0	0	0	0	-3	
2	Sania Wells	G	08:54	1-2	0-0	0-0	0	1	1	2	0	2	3	0	1	0	0	0	0	0	0	0	4	
5	Aicha Coulibaly	G	13:23	3-6	0-1	0-1	0	0	0	2	2	6	1	2	0	0	0	0	0	0	0	0	-7	
23	Honesty Scott-Grayson	G	18:27	5-9	1-4	0-0	0	3	3	1	1	11	1	0	3	1	0	0	0	0	0	0	-3	
4	Kaitlyn Duhon		10:28	0-0	0-0	2-2	0	0	0	1	1	2	1	1	1	1	0	0	0	0	0	0	-2	
10	Sydney Shaw		08:11	1-1	1-1	0-0	0	2	2	0	0	3	2	3	0	1	0	0	0	0	0	0	-2	
12	Mar'shaun Bostic		09:31	1-2	0-0	2-4	1	0	1	2	3	4	0	2	2	0	0	0	0	0	0	0	-9	
20	Oyindamola Akinbolawa		04:46	0-0	0-0	0-0	0	0	0	1	0	0	0	2	0	0	0	0	0	0	0	0	-2	
51	Precious Johnson		01:31	0-0	0-0	0-0	0	1	1	2	0	0	0	2	0	0	0	0	0	0	0	0	0	
Team							0	2	2			0			0									
Totals					12-23	2-6	8-11	1	11	12	13	11	34	10	14	9	2	0	0	0	0	0	-5	

Shooting By Period		
1st FG%	9-14	64.3%
3PT%	2-4	50.0%
FT%	4-4	100%
2nd FG%	3-9	33.3%
3PT%	0-2	0.0%
FT%	4-7	57.1%
GM FG%	12-23	52.2%
3PT%	2-6	33.3%
FT%	8-11	72.7%

Dead Ball Rebounds: 1, 0

Technical Fouls::NONE

Tennessee - 39

NO.	Name	F	Min	FG			3P			FT			Rebounds			Fouls		TP	AS	TO	ST	Blocks		+/-
				M-A	M-A	M-A	OR	DR	TOT	PF	FD	BS	BA											
2	Rickea Jackson	F	12:23	3-4	0-0	0-0	0	2	2	2	1	6	0	0	1	0	0	0	0	0	0	0	14	
11	Karoline Striplin	F	07:19	2-3	0-0	0-0	0	1	1	2	1	4	0	2	0	0	1	0	0	0	0	1	-2	
4	Jordan Walker	G	11:07	0-1	0-1	2-2	0	1	1	0	2	2	2	3	0	0	0	0	0	0	0	0	-1	
15	Jasmine Powell	G	16:29	0-2	0-0	0-0	0	1	1	1	0	0	4	3	0	0	0	0	0	0	0	0	9	
21	Tess Darby	G	18:00	4-5	4-5	0-0	0	3	3	0	0	12	0	0	3	0	0	0	0	0	0	0	9	
25	Jordan Horston		09:34	2-6	0-0	2-4	0	2	2	2	2	6	0	2	1	0	1	0	1	0	1	2		
53	Jillian Hollingshead		10:46	1-3	0-0	6-6	4	1	5	1	3	8	0	1	0	0	0	0	0	0	0	0	-2	
1	Sara Puckett		05:31	0-2	0-2	0-0	0	0	0	1	0	0	0	2	0	0	0	0	0	0	0	0	-11	
14	Jasmine Franklin		08:39	0-0	0-0	1-2	0	1	1	2	4	1	1	1	1	1	0	0	0	0	0	7		
13	Justine Pissott		00:09	0-0	0-0	0-0	0	0	0	0	0	0	0	0	0	0	0	0	0	0	0	0		
5	Kaiya Wynn		00:03	0-0	0-0	0-0	0	0	0	0	0	0	0	0	0	0	0	0	0	0	0	0		
Team							1	0	1			0			0									
Totals					12-26	4-8	11-14	5	12	17	11	13	39	7	14	6	0	2	0	0	0	0	5	

Shooting By Period		
1st FG%	6-14	42.9%
3PT%	2-6	33.3%
FT%	6-6	100%
2nd FG%	6-12	50.0%
3PT%	2-2	100.0%
FT%	5-8	62.5%
GM FG%	12-26	46.2%
3PT%	4-8	50.0%
FT%	11-14	78.6%

Dead Ball Rebounds: 1, 0

Technical Fouls::NONE

	AUB	TENN
Biggest lead	6 (1st 2:33)	9 (2nd 4:21)
Best Scoring Run	11 (1st 2:33)	13 (2nd 6:35)
Lead Changes	4	
Times Tied	4	
Time with Lead	05:29	12:21

Points from	AUB	TENN
Turnovers	12	12
Paint	10	10
Second Chance	0	4
Fast Breaks	8	5
Bench	9	15

	Period by Period Scoring				
	1st	2nd	3rd	4th	TOT
AUB	24	10	22	20	76
TENN	20	19	21	23	83



Period 3

Quarter Starters:

TENN	2 Jackson R	4 Walker J	11 Striplin K	21 Darby T	25 Horston J
AUB	2 Wells S	5 Coulibaly A	11 Levy R	23 Scott-Grayson H	33 Richardson K

Game Time	TENN	Score	Diff	AUB
10:00	5 WYNN K substitution out			
10:00	15 POWELL J substitution out			
10:00	53 HOLLINGSHEAD J substitution out			
10:00	2 JACKSON R substitution in			
10:00	11 STRIPLIN K substitution in			
10:00	25 HORSTON J substitution in			
10:00				10 SHAW S substitution out
10:00				12 BOSTIC M substitution out
10:00				20 AKINBOLAWA O substitution out
10:00				2 WELLS S substitution in
10:00				5 COULIBALY A substitution in
10:00				33 RICHARDSON K substitution in
09:41		39-36	3	5 COULIBALY A 2pt FG in the paint, jump shot made (8)
09:41				2 WELLS S assist (4)
09:17	25 HORSTON J 2pt FG in the paint, driving layup made (8)	41-36	5	
08:57		41-38	3	5 COULIBALY A 2pt FG in the paint, floating jump shot made (10)
08:38	2 JACKSON R turnover bad pass (1)			33 RICHARDSON K steal (1)
08:33				11 LEVY R 2pt FG from turnover in the paint, driving layup missed
08:30	25 HORSTON J defensive rebound (3)			
08:22	25 HORSTON J 2pt FG fast break outside the paint, jump shot made (10)	43-38	5	
08:22	2 JACKSON R assist (1)			
08:02	4 WALKER J steal (1)			23 SCOTT-GRAYSON H turnover lost ball (1)
08:02	4 WALKER J foul drawn (3)			23 SCOTT-GRAYSON H foul personal (2 - 1)
08:02	4 WALKER J turnover (4)			
08:02	4 WALKER J foul intentional (1 - 1)			23 SCOTT-GRAYSON H foul drawn (2)
08:01				11 LEVY R substitution out
08:01				4 DUHON K substitution in
08:01	Timeout media			
08:01				2 WELLS S free throw 1 - 2 missed
08:01				offensive dead ball rebound (2)
08:01		43-39	4	2 WELLS S free throw 2 - 2 made (3)
07:45				2 WELLS S 3pt FG , jump shot missed
07:42				33 RICHARDSON K offensive rebound (2)
07:29	11 STRIPLIN K foul shooting (3 - 2)			2 WELLS S foul drawn (1)
07:29				2 WELLS S free throw 1 - 2 missed
07:29				offensive dead ball rebound (3)
07:29		43-40	3	2 WELLS S free throw 2 - 2 made (4)
07:22	4 WALKER J foul drawn (4)			2 WELLS S foul personal (3 - 2)
07:22				2 WELLS S substitution out
07:22				12 BOSTIC M substitution in
07:15	21 DARBY T 2pt FG outside the paint, jump shot made (14)	45-40	5	



Official Basketball Play by Play - 3rd Period
Auburn at Tennessee
 02/19/23 Thompson-Boling Arena, Knoxville, Tennessee
 2022-23 Women's Basketball

Game Time: 12:02 PM
Game Duration: 2:11
Attendance: 9,039

Officials: Michael McConnell, Felicia Grinter, Chaney Muench

Game Time	TENN	Score	Diff	AUB
07:15	4 WALKER J assist (3)			
06:54				5 COULIBALY A 2pt FG outside the paint, jump shot missed
06:50	25 HORSTON J defensive rebound (4)			
06:45	21 DARBY T 3pt FG fast break, jump shot made (17)	48-40	8	
06:45	4 WALKER J assist (4)			
06:19		48-42	6	33 RICHARDSON K 2pt FG outside the paint, jump shot made (2)
06:19				5 COULIBALY A assist (2)
06:03	25 HORSTON J foul drawn (3)			4 DUHON K foul personal (2 - 3)
06:03	2 JACKSON R foul drawn (2)			5 COULIBALY A foul personal (3 - 4)
05:58	11 STRIPLIN K foul drawn (2)			33 RICHARDSON K foul personal (3 - 5)
05:58	11 STRIPLIN K free throw 1 - 2 missed			
05:58	offensive dead ball rebound (2)			
05:58	11 STRIPLIN K free throw 2 - 2 missed			
05:57				5 COULIBALY A defensive rebound (1)
05:46				33 RICHARDSON K 3pt FG , jump shot missed
05:43	25 HORSTON J defensive rebound (5)			
05:39	25 HORSTON J 2pt FG in the paint, layup missed			
05:35				4 DUHON K defensive rebound (1)
05:29				4 DUHON K 2pt FG in the paint, layup missed
05:29				33 RICHARDSON K offensive rebound (3)
05:29		48-44	4	33 RICHARDSON K 2pt FG second chance in the paint, layup made (4)
05:29	11 STRIPLIN K foul shooting (4 - 3)			33 RICHARDSON K foul drawn (2)
05:29	4 WALKER J substitution out			
05:29	11 STRIPLIN K substitution out			
05:29	15 POWELL J substitution in			
05:29	53 HOLLINGSHEAD J substitution in			
05:29				5 COULIBALY A substitution out
05:29				11 LEVY R substitution in
05:29		48-45	3	33 RICHARDSON K free throw 1 - 1 made (5)
05:11	21 DARBY T 2pt FG in the paint, layup blocked			
05:11				11 LEVY R block (1)
05:06				4 DUHON K defensive rebound (2)
05:05		48-47	1	23 SCOTT-GRAYSON H 2pt FG fast break in the paint, layup made (13)
05:05				12 BOSTIC M assist (1)
04:42	2 JACKSON R 2pt FG in the paint, turnaround jump shot made (8)	50-47	3	
04:42	15 POWELL J assist (5)			
04:27		50-49	1	12 BOSTIC M 2pt FG in the paint, driving layup made (6)
04:17	25 HORSTON J 2pt FG in the paint, driving layup missed			
04:14				11 LEVY R defensive rebound (2)
04:09		50-51	-1	4 DUHON K 2pt FG fast break in the paint, driving layup made (4)
04:09				23 SCOTT-GRAYSON H assist (2)
04:06	Timeout 30 Sec			
04:06	25 HORSTON J substitution out			
04:06	4 WALKER J substitution in			
03:47	2 JACKSON R 2pt FG in the paint, turnaround jump shot made (10)	52-51	1	



Auburn at Tennessee

02/19/23 Thompson-Boling Arena, Knoxville, Tennessee
2022-23 Women's Basketball

Game Time: 12:02 PM
Game Duration: 2:11
Attendance: 9,039

Officials: Michael McConnell, Felicia Grinter, Chaney Muench

Game Time	TENN	Score	Diff	AUB
03:47	53 HOLLINGSHEAD J assist (1)			
03:18				33 RICHARDSON K 2pt FG in the paint, driving layup missed
03:15	53 HOLLINGSHEAD J defensive rebound (6)			
03:02	2 JACKSON R 2pt FG in the paint, layup made (12)	54-51	3	
03:02	15 POWELL J assist (6)			
02:40	53 HOLLINGSHEAD J steal (1)			11 LEVY R turnover bad pass (1)
02:31	2 JACKSON R 2pt FG from turnover in the paint, turnaround jump shot made (14)	56-51	5	
02:31	21 DARBY T assist (1)			
02:28				Timeout 30 Sec
02:28				4 DUHON K substitution out
02:28				5 COULIBALY A substitution in
02:15				23 SCOTT-GRAYSON H 2pt FG outside the paint, jump shot missed
02:10				33 RICHARDSON K offensive rebound (4)
02:10				33 RICHARDSON K 2pt FG second chance in the paint, layup missed
02:10	21 DARBY T defensive rebound (4)			
02:03	2 JACKSON R foul offensive (3 - 4)			23 SCOTT-GRAYSON H foul drawn (3)
02:03	2 JACKSON R turnover offensive (2)			
01:47				11 LEVY R 3pt FG from turnover, jump shot missed
01:45	15 POWELL J defensive rebound (2)			
01:45	15 POWELL J foul drawn (1)			23 SCOTT-GRAYSON H foul personal (3 - 6)
01:45				23 SCOTT-GRAYSON H substitution out
01:45				3 JOHNSON J substitution in
01:45	15 POWELL J free throw 1 - 2 made (1)	57-51	6	
01:45	15 POWELL J free throw 2 - 2 made (2)	58-51	7	
01:29				12 BOSTIC M turnover travel (3)
01:29	2 JACKSON R substitution out			
01:29	25 HORSTON J substitution in			
01:20	4 WALKER J foul offensive (2 - 5)			3 JOHNSON J foul drawn (1)
01:20	4 WALKER J turnover offensive (5)			
01:20	4 WALKER J substitution out			
01:20	14 FRANKLIN J substitution in			
00:54				5 COULIBALY A 2pt FG from turnover in the paint, layup missed
00:47				5 COULIBALY A offensive rebound (2)
00:47		58-53	5	5 COULIBALY A 2pt FG from turnover second chance in the paint, layup made (12)
00:42	25 HORSTON J turnover bad pass (3)			3 JOHNSON J steal (1)
00:35				5 COULIBALY A 2pt FG from turnover outside the paint, jump shot missed
00:30				11 LEVY R offensive rebound (3)
00:29				11 LEVY R 2pt FG from turnover second chance in the paint, layup missed
00:26				5 COULIBALY A offensive rebound (3)
00:23		58-56	2	5 COULIBALY A 3pt FG from turnover second chance, jump shot made (15)
00:23				3 JOHNSON J assist (1)
00:09	15 POWELL J foul drawn (2)			3 JOHNSON J foul personal (1 - 7)
00:09	21 DARBY T substitution out			
00:09	5 WYNN K substitution in			



Official Basketball Play by Play - 3rd Period

Auburn at Tennessee

02/19/23 Thompson-Boling Arena, Knoxville, Tennessee
2022-23 Women's Basketball

Game Time: 12:02 PM

Game Duration: 2:11

Attendance: 9,039

Officials: Michael McConnell, Felicia Grinter, Chaney Muench

Game Time	TENN	Score	Diff	AUB
00:09	15 POWELL J free throw 1 - 2 made (3)	59-56	3	
00:09	15 POWELL J free throw 2 - 2 made (4)	60-56	4	
00:01				12 BOSTIC M 2pt FG in the paint, driving layup missed
00:00	53 HOLLINGSHEAD J defensive rebound (7)			
END OF PERIOD				
TENN 60-56 AUB				



Auburn at Tennessee

02/19/23 Thompson-Boling Arena, Knoxville, Tennessee
2022-23 Women's Basketball

Game Time: 12:02 PM
Game Duration: 2:11
Attendance: 9,039

Officials: Michael McConnell, Felicia Grinter, Chaney Muench

Auburn - 22

NO.	Name	F	Min	FG			Rebounds			Fouls		TP	AS	TO	ST	Blocks		+/-
				M-A	3P	FT	OR	DR	TOT	PF	FD					BS	BA	
11	Romi Levy	F	07:28	0-3	0-1	0-0	1	1	2	0	0	0	0	1	0	1	0	0
33	Kharyssa Richardson	F	10:00	2-5	0-1	1-1	3	0	3	1	1	5	0	0	1	0	0	1
2	Sania Wells	G	02:38	0-1	0-1	2-4	0	0	0	1	1	2	1	0	0	0	0	2
5	Aicha Coulibaly	G	06:59	4-7	1-1	0-0	2	1	3	1	0	9	1	0	0	0	0	2
23	Honesty Scott-Grayson	G	08:15	1-2	0-0	0-0	0	0	0	2	2	2	1	1	0	0	0	0
10	Sydney Shaw		00:00	0-0	0-0	0-0	0	0	0	0	0	0	0	0	0	0	0	0
20	Oyindamola Akinbolawa		00:00	0-0	0-0	0-0	0	0	0	0	0	0	0	0	0	0	0	0
4	Kaitlyn Duhon		05:33	1-2	0-0	0-0	0	2	2	1	0	2	0	0	0	0	0	0
12	Mar'shaun Bostic		07:22	1-2	0-0	0-0	0	0	0	0	0	2	1	1	0	0	0	-1
3	Jakayla Johnson		01:45	0-0	0-0	0-0	0	0	0	1	1	0	1	0	1	0	0	1
Team							0	0	0			0						
Totals				9-22	1-4	3-5	6	4	10	7	5	22	5	3	2	1	0	1

Shooting By Period		
3 rd FG%	9-22	40.9%
3PT%	1-4	25.0%
FT%	3-5	60%
GM FG%	9-22	40.9%
3PT%	1-4	25.0%
FT%	3-5	60.0%

Dead Ball Rebounds: 2, 0

Technical Fouls::NONE

Tennessee - 11

NO.	Name	F	Min	FG			Rebounds			Fouls		TP	AS	TO	ST	Blocks		+/-
				M-A	3P	FT	OR	DR	TOT	PF	FD					BS	BA	
2	Ricke Jackson	F	08:31	4-4	0-0	0-0	0	0	0	1	1	8	1	2	0	0	0	2
11	Karoline Striplin	F	04:31	0-0	0-0	0-2	0	0	0	2	1	0	0	0	0	0	0	-1
4	Jordan Walker	G	07:17	0-0	0-0	0-0	0	0	0	2	2	0	2	2	1	0	0	7
15	Jasmine Powell	G	05:29	0-0	0-0	4-4	0	1	1	0	2	4	2	0	0	0	0	0
21	Tess Darby	G	09:50	2-3	1-1	0-0	0	1	1	0	0	5	1	0	0	0	1	-3
25	Jordan Horston		07:23	2-4	0-0	0-0	0	3	3	0	1	4	0	1	0	0	0	-9
53	Jillian Hollingshead		05:29	0-0	0-0	0-0	0	2	2	0	0	0	1	0	1	0	0	0
14	Jasmine Franklin		01:20	0-0	0-0	0-0	0	0	0	0	0	0	0	0	0	0	0	-3
5	Kaiya Wynn		00:10	0-0	0-0	0-0	0	0	0	0	0	0	0	0	0	0	0	2
Team							0	0	0			0						
Totals				8-11	1-1	4-6	0	7	7	5	7	21	7	5	2	0	1	-1

Shooting By Period		
3 rd FG%	8-11	72.7%
3PT%	1-1	100.0%
FT%	4-6	66.7%
GM FG%	8-11	72.7%
3PT%	1-1	100.0%
FT%	4-6	66.7%

Dead Ball Rebounds: 1, 0

Technical Fouls::NONE

	AUB	TENN
Biggest lead	1 (3 rd 4:09)	8 (3 rd 6:45)
Best Scoring Run	7(3 rd 5:05)	8(3 rd 1:45)
Lead Changes	2	
Times Tied	0	
Time with Lead	00:22	09:19

Points from	AUB	TENN
Turnovers	6	2
Paint	14	10
Second Chance	9	0
Fast Breaks	4	5
Bench	4	4

	Period by Period Scoring				
	1st	2nd	3rd	4th	TOT
AUB	24	10	22	20	76
TENN	20	19	21	23	83



Auburn - 56

NO.	Name	Min	FG			Rebounds			Fouls		TP	AS	TO	ST	Blocks		+/-
			M-A	3P	FT	OR	DR	TOT	PF	FD					BS	BA	
11	Romi Levy	F 18:34	1-6	0-1	4-4	1	2	3	0	3	6	1	1	2	1	0	-1
33	Kharyssa Richardson	F 23:43	2-5	0-1	1-1	3	1	4	3	2	5	1	2	1	0	0	-2
2	Sania Wells	G 11:32	1-3	0-1	2-4	0	1	1	3	1	4	4	0	1	0	0	6
5	Aicha Coulibaly	G 20:22	7-13	1-2	0-1	2	1	3	3	2	15	2	2	0	0	0	-5
23	Honesty Scott-Grayson	G 26:42	6-11	1-4	0-0	0	3	3	3	3	13	2	1	3	1	0	-3
4	Kaitlyn Duhon	16:01	1-2	0-0	2-2	0	2	2	2	1	4	1	1	1	0	0	-2
10	Sydney Shaw	08:11	1-1	1-1	0-0	0	2	2	0	0	3	2	3	0	1	0	-2
12	Mar'shaun Bostic	16:53	2-4	0-0	2-4	1	0	1	2	3	6	1	3	2	0	0	-10
20	Oyindamola Akinbolawa	04:46	0-0	0-0	0-0	0	0	0	1	0	0	0	2	0	0	0	-2
51	Precious Johnson	01:31	0-0	0-0	0-0	0	1	1	2	0	0	0	2	0	0	0	0
3	Jakayla Johnson	01:45	0-0	0-0	0-0	0	0	0	1	1	0	1	0	1	0	0	1
Team						0	2	2			0						
Totals			21-45	3-10	11-16	7	15	22	20	16	56	15	17	11	3	0	-4

Shooting By Period		
1st FG%	9-14	64.3%
3PT%	2-4	50.0%
FT%	4-4	100%
2nd FG%	3-9	33.3%
3PT%	0-2	0.0%
FT%	4-7	57.1%
3rd FG%	9-22	40.9%
3PT%	1-4	25.0%
FT%	3-5	60%
GM FG%	21-45	46.7%
3PT%	3-10	30.0%
FT%	11-16	68.8%

Dead Ball Rebounds: 3, 0

Technical Fouls: NONE

Tennessee - 60

NO.	Name	Min	FG			Rebounds			Fouls		TP	AS	TO	ST	Blocks		+/-
			M-A	3P	FT	OR	DR	TOT	PF	FD					BS	BA	
2	Ricke Jackson	F 20:54	7-8	0-0	0-0	0	2	2	3	2	14	1	2	1	0	0	16
11	Karoline Striplin	F 11:50	2-3	0-0	0-2	0	1	1	4	2	4	0	2	0	0	1	-3
4	Jordan Walker	G 18:24	0-1	0-1	2-2	0	1	1	2	4	2	4	5	1	0	0	6
15	Jasmine Powell	G 21:58	0-2	0-0	4-4	0	2	2	1	2	4	6	3	0	0	0	9
21	Tess Darby	G 27:50	6-8	5-6	0-0	0	4	4	0	0	17	1	0	3	0	1	6
25	Jordan Horston	16:57	4-10	0-0	2-4	0	5	5	2	3	10	0	3	1	0	1	-7
53	Jillian Hollingshead	16:15	1-3	0-0	6-6	4	3	7	1	3	8	1	1	1	0	0	-2
1	Sara Puckett	05:31	0-2	0-2	0-0	0	0	0	1	0	0	0	2	0	0	0	-11
14	Jasmine Franklin	09:59	0-0	0-0	1-2	0	1	1	2	4	1	1	1	1	0	0	4
13	Justine Pissott	00:09	0-0	0-0	0-0	0	0	0	0	0	0	0	0	0	0	0	0
5	Kaiya Wynn	00:13	0-0	0-0	0-0	0	0	0	0	0	0	0	0	0	0	0	2
Team						1	0	1			0						
Totals			20-37	5-9	15-20	5	19	24	16	20	60	14	19	8	0	3	4

Shooting By Period		
1st FG%	6-14	42.9%
3PT%	2-6	33.3%
FT%	6-6	100%
2nd FG%	6-12	50.0%
3PT%	2-2	100.0%
FT%	5-8	62.5%
3rd FG%	8-11	72.7%
3PT%	1-1	100.0%
FT%	4-6	66.7%
GM FG%	20-37	54.1%
3PT%	5-9	55.6%
FT%	15-20	75.0%

Dead Ball Rebounds: 2, 0

Technical Fouls: NONE

	AUB	TENN
Biggest lead	6 (1 st 2:33)	9 (2 nd 4:21)
Best Scoring Run	11 (1 st 2:33)	13 (2 nd 6:35)
Lead Changes	6	
Times Tied	4	
Time with Lead	05:51	21:59

	AUB	TENN
Points from		
Turnovers	18	14
Paint	24	20
Second Chance	9	4
Fast Breaks	12	10
Bench	13	19

	Period by Period Scoring				
	1st	2nd	3rd	4th	TOT
AUB	24	10	22	20	76
TENN	20	19	21	23	83



Period 4

Quarter Starters:

TENN	2 Jackson R	14 Franklin J	15 Powell J	21 Darby T	25 Horston J
AUB	2 Wells S	3 Johnson J	5 Coulibaly A	11 Levy R	33 Richardson K

Game Time	TENN	Score	Diff	AUB
10:00	5 WYNN K substitution out			
10:00	53 HOLLINGSHEAD J substitution out			
10:00	2 JACKSON R substitution in			
10:00	21 DARBY T substitution in			
10:00				12 BOSTIC M substitution out
10:00				2 WELLS S substitution in
09:49	2 JACKSON R 2pt FG in the paint, driving layup made (16)	62-56	6	
09:49	15 POWELL J assist (7)			
09:25				5 COULIBALY A 2pt FG outside the paint, jump shot missed
09:22	14 FRANKLIN J defensive rebound (2)			
09:11	2 JACKSON R 2pt FG in the paint, turnaround jump shot missed			
09:09	offensive rebound (26)			
09:09				33 RICHARDSON K substitution out
09:09				20 AKINBOLAWA O substitution in
09:07	25 HORSTON J 2pt FG second chance in the paint, layup missed			
09:02	25 HORSTON J offensive rebound (6)			
09:02	25 HORSTON J 2pt FG second chance in the paint, layup missed			
09:01				5 COULIBALY A defensive rebound (4)
08:44		62-59	3	2 WELLS S 3pt FG , jump shot made (7)
08:44				11 LEVY R assist (2)
08:23	14 FRANKLIN J foul drawn (5)			20 AKINBOLAWA O foul personal (2 - 1)
08:06	25 HORSTON J 2pt FG in the paint, driving layup made (12)	64-59	5	
07:46				3 JOHNSON J 3pt FG , jump shot blocked
07:46	25 HORSTON J block (1)			
07:40	14 FRANKLIN J defensive rebound (3)			
07:36	2 JACKSON R 2pt FG fast break in the paint, layup made (18)	66-59	7	
07:36	15 POWELL J assist (8)			
07:07		66-61	5	11 LEVY R 2pt FG outside the paint, jump shot made (8)
07:07				3 JOHNSON J assist (2)
07:03	2 JACKSON R foul drawn (3)			5 COULIBALY A foul shooting (4 - 2)
07:03				3 JOHNSON J substitution out
07:03				23 SCOTT-GRAYSON H substitution in
07:03				5 COULIBALY A substitution out
07:03				10 SHAW S substitution in
07:03	2 JACKSON R free throw 1 - 2 made (19)	67-61	6	
07:03	2 JACKSON R free throw 2 - 2 missed			
07:02				10 SHAW S defensive rebound (3)
06:43				23 SCOTT-GRAYSON H 2pt FG in the paint, jump shot missed
06:40				23 SCOTT-GRAYSON H offensive rebound (4)
06:36				10 SHAW S 3pt FG second chance, jump shot missed
06:33	21 DARBY T defensive rebound (5)			
06:33	21 DARBY T foul drawn (1)			20 AKINBOLAWA O foul personal (3 - 3)



Officials: Michael McConnell, Felicia Grinter, Chaney Muench

Game Time	TENN	Score	Diff	AUB
06:12	2 JACKSON R turnover lost ball (3)			20 AKINBOLAWA O steal (1)
06:07				23 SCOTT-GRAYSON H 2pt FG from turnover outside the paint, jump shot missed
06:03				11 LEVY R offensive rebound (4)
06:02				2 WELLS S 3pt FG from turnover second chance, jump shot missed
05:59				11 LEVY R offensive rebound (5)
05:47	21 DARBY T foul personal (1 - 1)			11 LEVY R foul drawn (4)
05:47	14 FRANKLIN J substitution out			
05:47	53 HOLLINGSHEAD J substitution in			
05:47	25 HORSTON J substitution out			
05:47	4 WALKER J substitution in			
05:39				23 SCOTT-GRAYSON H 2pt FG from turnover second chance outside the paint, jump shot missed
05:39				offensive dead ball rebound (4)
05:39	53 HOLLINGSHEAD J foul personal (2 - 2)			20 AKINBOLAWA O foul drawn (1)
05:22				10 SHAW S 3pt FG from turnover second chance, jump shot missed
05:18	4 WALKER J defensive rebound (2)			
05:15	2 JACKSON R 2pt FG in the paint, layup blocked			
05:15				10 SHAW S block (2)
05:11				23 SCOTT-GRAYSON H defensive rebound (5)
05:09				23 SCOTT-GRAYSON H 2pt FG in the paint, layup blocked
05:09	15 POWELL J block (1)			
05:08				offensive rebound (29)
05:08	21 DARBY T substitution out			
05:08	25 HORSTON J substitution in			
05:05		67-63	4	23 SCOTT-GRAYSON H 2pt FG second chance outside the paint, jump shot made (15)
05:05				2 WELLS S assist (5)
04:38	2 JACKSON R 2pt FG in the paint, layup made (21)	69-63	6	
04:38	53 HOLLINGSHEAD J assist (2)			
04:14		69-66	3	23 SCOTT-GRAYSON H 3pt FG , jump shot made (18)
04:14				2 WELLS S assist (6)
03:53	25 HORSTON J 2pt FG in the paint, driving layup missed			
03:49	25 HORSTON J offensive rebound (7)			
03:49	25 HORSTON J 2pt FG second chance in the paint, layup made (14)	71-66	5	
03:27				23 SCOTT-GRAYSON H 3pt FG , jump shot missed
03:22	15 POWELL J defensive rebound (3)			
03:18	2 JACKSON R 2pt FG fast break in the paint, layup made (23)	73-66	7	
03:18	25 HORSTON J assist (1)			
03:18	2 JACKSON R foul drawn (4)			2 WELLS S foul shooting (4 - 4)
03:18				Timeout media
03:18				10 SHAW S substitution out
03:18				20 AKINBOLAWA O substitution out
03:18				5 COULIBALY A substitution in
03:18				33 RICHARDSON K substitution in
03:18	2 JACKSON R free throw fast break 1 - 1 made (24)	74-66	8	
03:05	25 HORSTON J foul shooting (3 - 3)			23 SCOTT-GRAYSON H foul drawn (4)
03:05		74-67	7	23 SCOTT-GRAYSON H free throw 1 - 3 made (19)



Official Basketball Play by Play - 4th Period
Auburn at Tennessee
 02/19/23 Thompson-Boling Arena, Knoxville, Tennessee
 2022-23 Women's Basketball

Game Time: 12:02 PM
Game Duration: 2:11
Attendance: 9,039

Officials: Michael McConnell, Felicia Grinter, Chaney Muench

Game Time	TENN	Score	Diff	AUB
03:05		74-68	6	23 SCOTT-GRAYSON H free throw 2 - 3 made (20)
03:05		74-69	5	23 SCOTT-GRAYSON H free throw 3 - 3 made (21)
03:05	4 WALKER J substitution out			
03:05	21 DARBY T substitution in			
02:41	25 HORSTON J 2pt FG in the paint, layup made (16)	76-69	7	
02:41	2 JACKSON R assist (2)			
02:24		76-71	5	11 LEVY R 2pt FG in the paint, layup made (10)
02:24				5 COULIBALY A assist (3)
02:02	25 HORSTON J foul drawn (4)			11 LEVY R foul shooting (1 - 5)
02:02	21 DARBY T substitution out			
02:02	4 WALKER J substitution in			
02:02	25 HORSTON J free throw 1 - 2 made (17)	77-71	6	
02:02	25 HORSTON J free throw 2 - 2 made (18)	78-71	7	
02:02	53 HOLLINGSHEAD J substitution out			
02:02	14 FRANKLIN J substitution in			
01:37				33 RICHARDSON K 2pt FG in the paint, turnaround jump shot missed
01:34	25 HORSTON J defensive rebound (8)			
01:13	2 JACKSON R turnover lost ball (4)			
00:57		78-73	5	23 SCOTT-GRAYSON H 2pt FG from turnover outside the paint, jump shot made (23)
00:57				Timeout 30 Sec
00:57	14 FRANKLIN J substitution out			
00:57	21 DARBY T substitution in			
00:55	2 JACKSON R foul drawn (5)			11 LEVY R foul personal (2 - 6)
00:55	21 DARBY T substitution out			
00:55	14 FRANKLIN J substitution in			
00:55	2 JACKSON R free throw 1 - 2 made (25)	79-73	6	
00:55	2 JACKSON R free throw 2 - 2 missed			
00:54				33 RICHARDSON K defensive rebound (5)
00:44	25 HORSTON J foul personal (4 - 4)			23 SCOTT-GRAYSON H foul drawn (5)
00:44				11 LEVY R substitution out
00:44				4 DUHON K substitution in
00:44				4 DUHON K substitution out
00:44				10 SHAW S substitution in
00:41				2 WELLS S turnover bad pass (1)
00:41	14 FRANKLIN J substitution out			
00:41	21 DARBY T substitution in			
00:41				10 SHAW S substitution out
00:41				4 DUHON K substitution in
00:40	25 HORSTON J foul drawn (5)			23 SCOTT-GRAYSON H foul personal (4 - 7)
00:40				4 DUHON K substitution out
00:40				10 SHAW S substitution in
00:40	21 DARBY T substitution out			
00:40	14 FRANKLIN J substitution in			
00:40	25 HORSTON J free throw 1 - 2 made (19)	80-73	7	
00:40	25 HORSTON J free throw 2 - 2 missed			
00:37	2 JACKSON R offensive rebound (3)			
00:37	2 JACKSON R 2pt FG second chance in the paint, layup made (27)	82-73	9	



Official Basketball Play by Play - 4th Period

Auburn at Tennessee

02/19/23 Thompson-Boling Arena, Knoxville, Tennessee
2022-23 Women's Basketball

Game Time: 12:02 PM

Game Duration: 2:11

Attendance: 9,039

Officials: Michael McConnell, Felicia Grinter, Chaney Muench

Game Time	TENN	Score	Diff	AUB
00:37	2 JACKSON R foul drawn (6)			5 COULIBALY A foul shooting (5 - 8)
00:37				5 COULIBALY A substitution out
00:37				11 LEVY R substitution in
00:37	2 JACKSON R free throw 1 - 1 missed			
00:36				defensive rebound (31)
00:36				Timeout 60 Sec
00:29		82-76	6	2 WELLS S 3pt FG , jump shot made (10)
00:29	14 FRANKLIN J substitution out			
00:29	21 DARBY T substitution in			
00:29	Timeout 30 Sec			
00:23	15 POWELL J foul drawn (3)			10 SHAW S foul personal (1 - 9)
00:23	21 DARBY T substitution out			
00:23	14 FRANKLIN J substitution in			
00:23	15 POWELL J free throw 1 - 2 missed			
00:23	offensive dead ball rebound (3)			
00:23	15 POWELL J free throw 2 - 2 made (5)	83-76	7	
00:12				33 RICHARDSON K turnover travel (3)
00:12	14 FRANKLIN J substitution out			
00:12	21 DARBY T substitution in			
END OF GAME				
TENN 83-76 AUB				



Auburn at Tennessee

02/19/23 Thompson-Boling Arena, Knoxville, Tennessee
2022-23 Women's Basketball

Game Time: 12:02 PM
Game Duration: 2:11
Attendance: 9,039

Officials: Michael McConnell, Felicia Grinter, Chaney Muench

Auburn - 20

NO.	Name	F	Min	FG			Rebounds			Fouls		TP	AS	TO	ST	Blocks		+/-
				M-A	M-A	M-A	OR	DR	TOT	PF	FD					BS	BA	
11	Romi Levy	F	09:53	2-2	0-0	0-0	2	0	2	2	1	4	1	0	0	0	0	0
33	Kharyssa Richardson	F	04:09	0-1	0-0	0-0	0	1	1	0	0	0	0	1	0	0	0	-2
2	Sania Wells	G	10:00	2-3	2-3	0-0	0	0	0	1	0	6	2	1	0	0	0	-3
5	Aicha Coulibaly	G	05:37	0-1	0-0	0-0	0	1	1	2	0	0	1	0	0	0	0	-3
23	Honesty Scott-Grayson	G	07:03	3-8	1-2	3-3	1	1	2	1	2	10	0	0	0	0	1	-2
3	Jakayla Johnson		02:57	0-1	0-1	0-0	0	0	0	0	0	0	1	0	0	0	1	-1
12	Mar'shaun Bostic		00:00	0-0	0-0	0-0	0	0	0	0	0	0	0	0	0	0	0	0
20	Oyindamola Akinbolawa		05:51	0-0	0-0	0-0	0	0	0	2	1	0	0	0	1	0	0	-1
10	Sydney Shaw		04:29	0-2	0-2	0-0	0	1	1	1	0	0	0	0	0	1	0	-3
4	Kaitlyn Duhon		00:01	0-0	0-0	0-0	0	0	0	0	0	0	0	0	0	0	0	0
Team							1	1	2			0		0				
Totals				7-18	3-8	3-3	4	5	9	9	4	20	5	2	1	1	2	-3

Shooting By Period		
4 th FG%	7-18	38.9%
3PT%	3-8	37.5%
FT%	3-3	100%
GM FG%	7-18	38.9%
3PT%	3-8	37.5%
FT%	3-3	100.0%

Dead Ball Rebounds: 1, 0

Technical Fouls::NONE

Tennessee - 23

NO.	Name	F	Min	FG			Rebounds			Fouls		TP	AS	TO	ST	Blocks		+/-
				M-A	M-A	M-A	OR	DR	TOT	PF	FD					BS	BA	
2	Rickeya Jackson	F	10:00	5-7	0-0	3-6	1	0	1	0	4	13	1	2	0	0	1	3
11	Karoline Striplin	F	00:00	0-0	0-0	0-0	0	0	0	0	0	0	0	0	0	0	0	0
4	Jordan Walker	G	04:44	0-0	0-0	0-0	0	1	1	0	0	0	0	0	0	0	0	1
15	Jasmine Powell	G	10:00	0-0	0-0	1-2	0	1	1	0	1	1	2	0	0	1	0	3
21	Tess Darby	G	06:18	0-0	0-0	0-0	0	1	1	1	1	0	0	0	0	0	0	2
5	Kaiya Wynn		00:00	0-0	0-0	0-0	0	0	0	0	0	0	0	0	0	0	0	0
53	Jillian Hollingshead		03:45	0-0	0-0	0-0	0	0	0	1	0	0	1	0	0	0	0	1
25	Jordan Horston		09:21	3-6	0-0	3-4	2	1	3	2	2	9	1	0	0	1	0	3
14	Jasmine Franklin		05:52	0-0	0-0	0-0	0	2	2	0	1	0	0	0	0	0	0	2
Team							1	0	1			0		0				
Totals				8-13	0-0	7-12	4	6	10	4	9	23	5	2	0	2	1	3

Shooting By Period		
4 th FG%	8-13	61.5%
3PT%	0-0	0.0%
FT%	7-12	58.3%
GM FG%	8-13	61.5%
3PT%	0-0	0.0%
FT%	7-12	58.3%

Dead Ball Rebounds: 1, 0

Technical Fouls::NONE

	AUB	TENN
Biggest lead	0 (1 st 10:00)	9 (4 th 0:37)
Best Scoring Run	3(4 th 8:44)	5(4 th 3:18)
Lead Changes	0	
Times Tied	0	
Time with Lead	00:00	09:49

Points from	AUB	TENN
Turnovers	2	1
Paint	2	16
Second Chance	2	4
Fast Breaks	0	5
Bench	0	9

	Period by Period Scoring				
	1st	2nd	3rd	4th	TOT
AUB	24	10	22	20	76
TENN	20	19	21	23	83



Auburn at Tennessee

02/19/23 Thompson-Boling Arena, Knoxville, Tennessee
2022-23 Women's Basketball

Game Time: 12:02 PM
Game Duration: 2:11
Attendance: 9,039

Officials: Michael McConnell, Felicia Grinter, Chaney Muench

Auburn - 42

NO.	Name	F	Min	FG			3P			FT			Rebounds			Fouls		TP	AS	TO	ST	Blocks		+/-
				M-A	M-A	M-A	OR	DR	TOT	PF	FD	BS	BA											
11	Romi Levy	F	17:21	2-5	0-1	0-0	3	1	4	2	1	4	1	1	1	0	1	0	0	1	0	0		
33	Kharyssa Richardson	F	14:09	2-6	0-1	1-1	3	1	4	1	1	5	0	1	1	0	1	1	0	0	0	-1		
2	Sania Wells	G	12:38	2-4	2-4	2-4	0	0	0	2	1	8	3	1	0	0	0	0	0	0	-1			
5	Aicha Coulibaly	G	12:36	4-8	1-1	0-0	2	2	4	3	0	9	2	0	0	0	0	0	0	0	-1			
23	Honesty Scott-Grayson	G	15:18	4-10	1-2	3-3	1	1	2	3	4	12	1	1	0	0	1	0	1	-2				
4	Kaitlyn Duhon		05:34	1-2	0-0	0-0	0	2	2	1	0	2	0	0	0	0	0	0	0	0				
12	Mar'shaun Bostic		07:22	1-2	0-0	0-0	0	0	0	0	0	2	1	1	0	0	0	0	0	-1				
3	Jakayla Johnson		04:42	0-1	0-1	0-0	0	0	0	1	1	0	2	0	1	0	1	0	1	0				
20	Oyindamola Akinbolawa		05:51	0-0	0-0	0-0	0	0	0	2	1	0	0	0	1	0	0	0	0	-1				
10	Sydney Shaw		04:29	0-2	0-2	0-0	0	1	1	1	0	0	0	0	0	0	1	0	0	-3				
Team							1	1	2			0			0									
Totals				16-40	4-12	6-8	10	9	19	16	9	42	10	5	3	2	2	2	-2					

Shooting By Period		
3 rd FG%	9-22	40.9%
3PT%	1-4	25.0%
FT%	3-5	60%
4 th FG%	7-18	38.9%
3PT%	3-8	37.5%
FT%	3-3	100%
GM FG%	16-40	40.0%
3PT%	4-12	33.3%
FT%	6-8	75.0%

Dead Ball Rebounds: 3, 0

Technical Fouls::NONE

Tennessee - 44

NO.	Name	F	Min	FG			3P			FT			Rebounds			Fouls		TP	AS	TO	ST	Blocks		+/-
				M-A	M-A	M-A	OR	DR	TOT	PF	FD	BS	BA											
2	Rickeya Jackson	F	18:31	9-11	0-0	3-6	1	0	1	1	5	21	2	4	0	0	1	5						
11	Karoline Striplin	F	04:31	0-0	0-0	0-2	0	0	0	2	1	0	0	0	0	0	0	-1						
4	Jordan Walker	G	12:01	0-0	0-0	0-0	0	1	1	2	2	0	2	2	1	0	0	8						
15	Jasmine Powell	G	15:29	0-0	0-0	5-6	0	2	2	0	3	5	4	0	0	1	0	3						
21	Tess Darby	G	16:08	2-3	1-1	0-0	0	2	2	1	1	5	1	0	0	0	1	-1						
25	Jordan Horston		16:44	5-10	0-0	3-4	2	4	6	2	3	13	1	1	0	1	0	-6						
53	Jillian Hollingshead		09:14	0-0	0-0	0-0	0	2	2	1	0	0	2	0	1	0	0	1						
14	Jasmine Franklin		07:12	0-0	0-0	0-0	0	2	2	0	1	0	0	0	0	0	0	-1						
5	Kaiya Wynn		00:10	0-0	0-0	0-0	0	0	0	0	0	0	0	0	0	0	0	2						
Team							1	0	1			0			0									
Totals				16-24	1-1	11-18	4	13	17	9	16	44	12	7	2	2	2	2						

Shooting By Period		
3 rd FG%	8-11	72.7%
3PT%	1-1	100.0%
FT%	4-6	66.7%
4 th FG%	8-13	61.5%
3PT%	0-0	0.0%
FT%	7-12	58.3%
GM FG%	16-24	66.7%
3PT%	1-1	100.0%
FT%	11-18	61.1%

Dead Ball Rebounds: 2, 0

Technical Fouls::NONE

	AUB	TENN
Biggest lead	1 (3 rd 4:09)	9 (4 th 0:37)
Best Scoring Run	7 (3 rd 5:05)	8 (3 rd 1:45)
Lead Changes	2	
Times Tied	0	
Time with Lead	00:22	19:19

Points from	AUB	TENN
Turnovers	8	3
Paint	16	26
Second Chance	11	4
Fast Breaks	4	10
Bench	4	13

	Period by Period Scoring				
	1st	2nd	3rd	4th	TOT
AUB	24	10	22	20	76
TENN	20	19	21	23	83



Auburn at Tennessee

02/19/23 Thompson-Boling Arena, Knoxville, Tennessee
2022-23 Women's Basketball

Game Time: 12:02 PM
Game Duration: 2:11
Attendance: 9,039

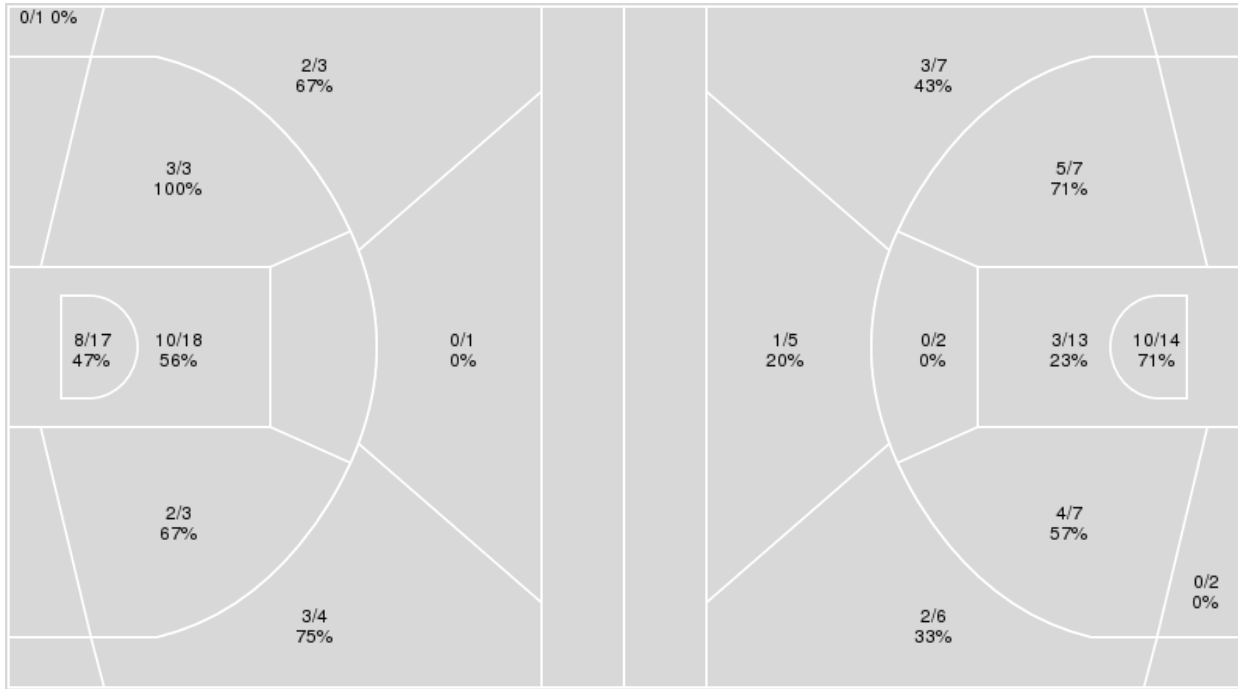
Officials: Michael McConnell, Felicia Grinter, Chaney Muench

{ Players => 0, 1, 2, 4, 5, 10, 11, 12, 13, 14, 15, 20, 21, 25, 33, 53; } FG
Types => All; Results => All;

{ Players => 0, 1, 2, 3, 4, 5, 10, 11, 12, 20, 21, 23, 24, 33, 51; } FG
Types => All; Results => All;

Tennessee

Auburn



Tennessee	M/A	%
Field Goals	28/50	56
2 Points	23/41	56
3 Points	5/9	56
Free Throws	22/32	69

Auburn	M/A	%
Field Goals	28/63	44
2 Points	22/45	49
3 Points	6/18	33
Free Throws	14/19	74



Auburn at Tennessee

02/19/23 Thompson-Boling Arena, Knoxville, Tennessee
2022-23 Women's Basketball

Game Time: 12:02 PM

Game Duration: 2:11

Attendance: 9,039

Officials: Michael McConnell, Felicia Grinter, Chaney Muench

Auburn

No	Name	Mins		Score		Points Diff		Points per Min		Assists		Rebounds		Steals		Turnovers	
		On	Off	On	Off	On	Off	On	Off	On	Off	On	Off	On	Off	On	Off
2	Sania Wells	21:32	18:28	45 - 42	31 - 41	3	-10	2.09	1.68	11	9	14	17	7	5	5	14
3	Jakayla Johnson	04:42	35:18	10 - 10	66 - 73	0	-7	2.13	1.87	3	17	4	27	1	11	1	18
4	Kaitlyn Duhon	16:02	23:58	31 - 33	45 - 50	-2	-5	1.93	1.88	10	10	13	18	4	8	9	10
5	Aicha Coulibaly	25:59	14:01	51 - 59	25 - 24	-8	1	1.96	1.78	13	7	17	14	9	3	12	7
10	Sydney Shaw	12:40	27:20	23 - 28	53 - 55	-5	-2	1.82	1.94	7	13	13	18	4	8	12	7
11	Romi Levy	28:27	11:33	54 - 55	22 - 28	-1	-6	1.90	1.90	13	7	21	10	8	4	10	9
12	Mar'shaun Bostic	16:53	23:07	29 - 39	47 - 44	-10	3	1.72	2.03	8	12	16	15	4	8	11	8
20	Oyindamola Akinbolawa	10:37	29:23	17 - 20	59 - 63	-3	-4	1.60	2.01	6	14	10	21	2	10	3	16
23	Honesty Scott-Grayson	33:45	06:15	61 - 66	15 - 17	-5	-2	1.81	2.40	15	5	26	5	11	1	16	3
33	Kharyssa Richardson	27:52	12:08	55 - 59	21 - 24	-4	-3	1.97	1.73	13	7	19	12	10	2	14	5
51	Precious Johnson	01:31	38:29	4 - 4	72 - 79	0	-7	2.64	1.87	1	19	2	29	0	12	2	17

Tennessee

No	Name	Mins		Score		Points Diff		Points per Min		Assists		Rebounds		Steals		Turnovers	
		On	Off	On	Off	On	Off	On	Off	On	Off	On	Off	On	Off	On	Off
1	Sara Puckett	05:31	34:29	7 - 18	76 - 58	-11	18	1.27	2.20	1	18	0	34	2	6	4	17
2	Rickea Jackson	30:54	09:06	73 - 54	10 - 22	19	-12	2.36	1.10	18	1	27	7	6	2	11	10
4	Jordan Walker	23:08	16:52	51 - 44	32 - 32	7	0	2.20	1.90	12	7	16	18	4	4	12	9
5	Kaiya Wynn	00:13	39:47	2 - 0	81 - 76	2	5	9.23	2.04	0	19	1	33	0	8	0	21
11	Karoline Striplin	11:50	28:10	19 - 22	64 - 54	-3	10	1.61	2.27	5	14	10	24	2	6	8	13
13	Justine Pissott	00:09	39:51	0 - 0	83 - 76	0	7	0.00	2.08	0	19	0	34	0	8	1	20
14	Jasmine Franklin	15:51	24:09	34 - 28	49 - 48	6	1	2.15	2.03	6	13	12	22	5	3	7	14
15	Jasmine Powell	31:58	08:02	67 - 55	16 - 21	12	-5	2.10	1.99	15	4	31	3	5	3	18	3
21	Tess Darby	34:08	05:52	65 - 57	18 - 19	8	-1	1.90	3.07	17	2	29	5	7	1	19	2
25	Jordan Horston	26:18	13:42	55 - 59	28 - 17	-4	11	2.09	2.04	12	7	25	9	5	3	13	8
53	Jillian Hollingshead	20:00	20:00	42 - 43	41 - 33	-1	8	2.10	2.05	9	10	19	15	4	4	12	9

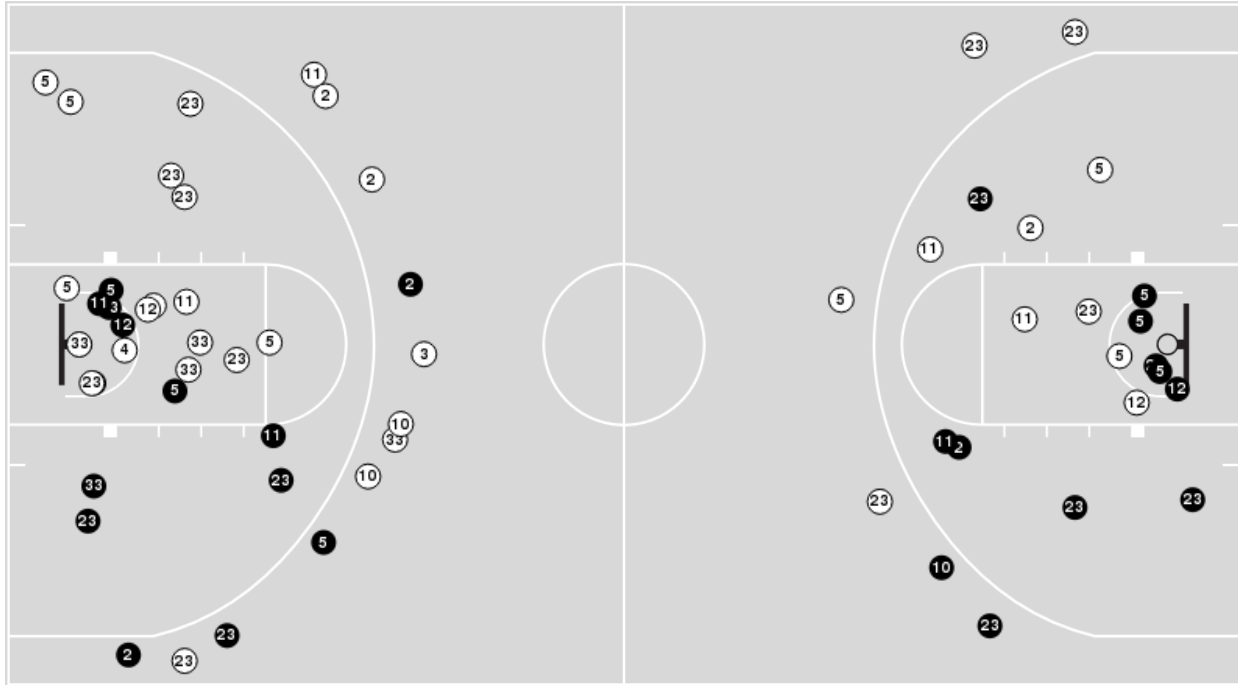


Officials: Michael McConnell, Felicia Grinter, Chaney Muench

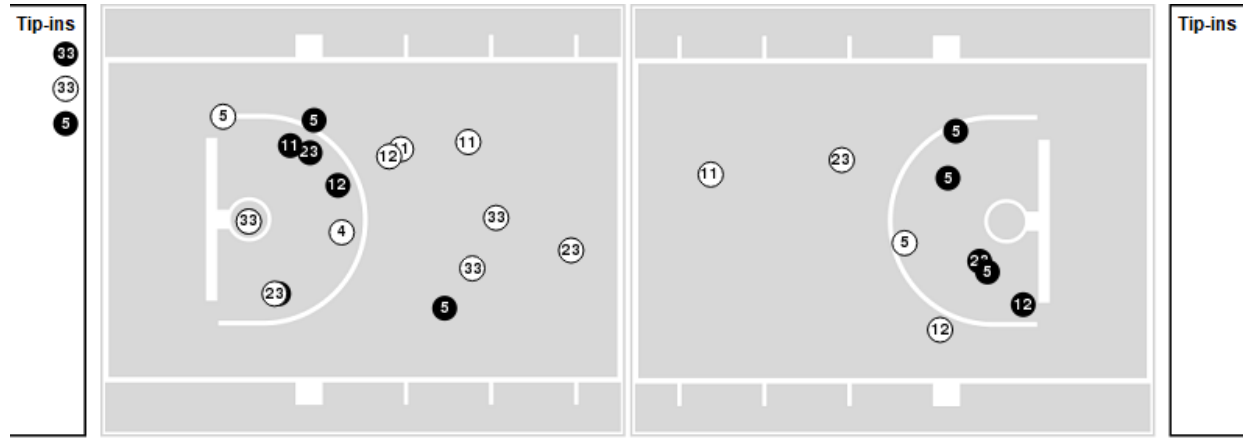
Players => 0, 1, 2, 3, 4, 5, 10, 11, 12, 20, 21, 23, 24, 33, 51 FG Types=>AllResults=>All

Auburn

All Field Goals



Blow Up Chart



● Made ○ Missed N - Player Number

Auburn	M/A	%
Field Goals	28/63	44
2 Points	22/45	49
3 Points	6/18	33
Free Throws	14/19	74

Auburn	M/A	%
Points in the Paint	26 (13 / 27)	48
Fast Break Points	12 (7/7)	100
Second Chance Points	11 (6/15)	40
Effective FG%	49	



Auburn at Tennessee

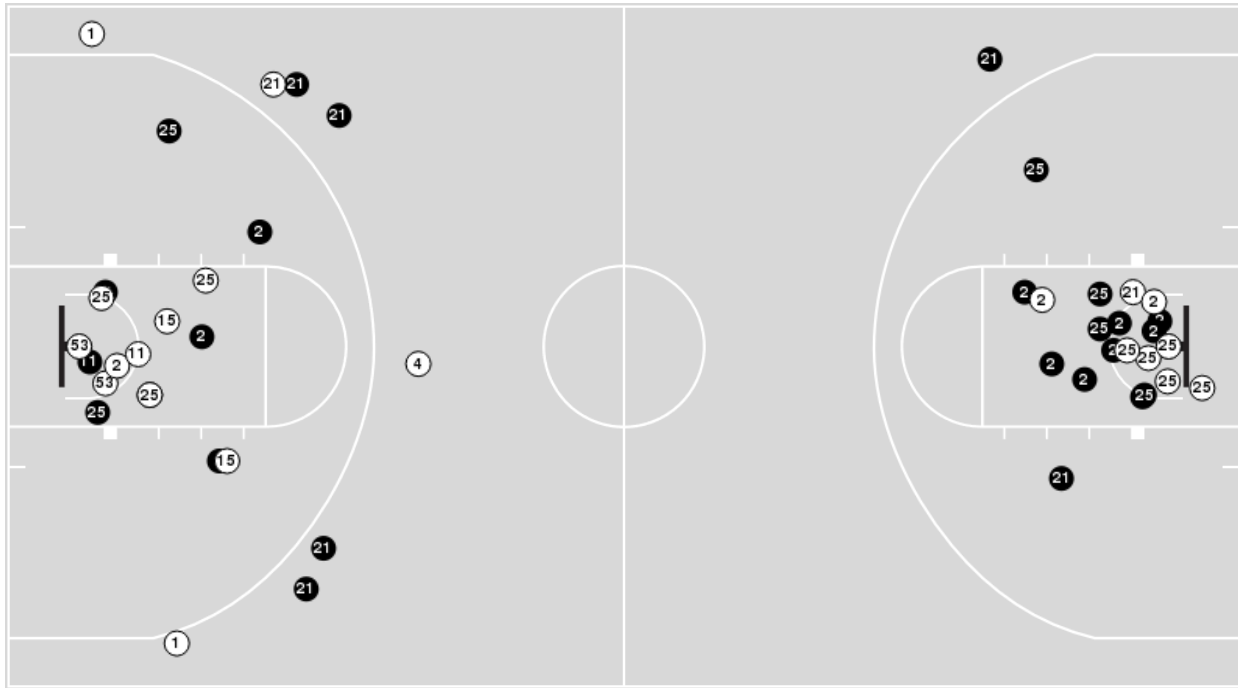
02/19/23 Thompson-Boling Arena, Knoxville, Tennessee
2022-23 Women's Basketball

Officials: Michael McConnell, Felicia Grinter, Chaney Muench

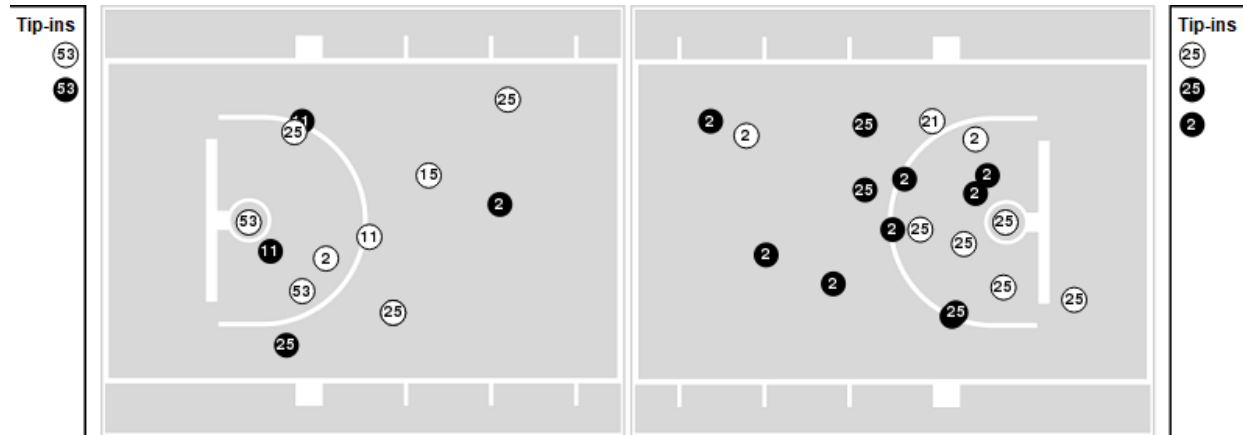
Players => 0, 1, 2, 4, 5, 10, 11, 12, 13, 14, 15, 20, 21, 25, 33, 53FG Types=>AllResults=>All

Tennessee

All Field Goals



Blow Up Chart



● Made ○ Missed N - Player Number

Tennessee	M/A	%
Field Goals	28/50	56
2 Points	23/41	56
3 Points	5/9	56
Free Throws	22/32	69

Tennessee	M/A	%
Points in the Paint	36 (18 / 35)	51
Fast Break Points	15 (8/8)	100
Second Chance Points	8 (5/10)	50
Effective FG%	61	



Officials: Michael McConnell, Felicia Grinter, Chaney Muench

Auburn

Lineup	Quarter On	Time On	Quarter Off	Time Off	Time on Court	Score	Score Diff	Reb	Stl	Tov	Ass	PPP
2- Wells S/ 5- Coulibaly A/ 11- Levy R/ 23- Scott-Grayson H/ 33- Richardson K/	1	10:00	1	05:31	04:29	8-11	-3	1	3	1	1	0.9009
2- Wells S/ 4- Duhon K/ 11- Levy R/ 23- Scott-Grayson H/ 33- Richardson K/	1	05:31	1	03:57	01:34	2-2	0	1	0	0	1	1.0000
2- Wells S/ 4- Duhon K/ 5- Coulibaly A/ 23- Scott-Grayson H/ 33- Richardson K/	1	03:57	1	01:33	02:24	9-0	9	2	2	1	3	1.8443
2- Wells S/ 5- Coulibaly A/ 10- Shaw S/ 12- Bostic M/ 20- Akinbolawa O/	1	01:33	1	01:33	00:00	0-2	-2	0	0	0	0	0.0000
4- Duhon K/ 5- Coulibaly A/ 10- Shaw S/ 12- Bostic M/ 20- Akinbolawa O/	1	01:33	2	10:00	01:33	5-5	0	1	0	2	2	1.2500
2- Wells S/ 4- Duhon K/ 5- Coulibaly A/ 20- Akinbolawa O/ 23- Scott-Grayson H/	2	10:00	2	09:33	00:27	0-0	0	0	0	0	0	0.0000
4- Duhon K/ 5- Coulibaly A/ 12- Bostic M/ 20- Akinbolawa O/ 23- Scott-Grayson H/	2	09:33	2	08:33	01:00	0-2	-2	1	0	0	0	0.0000
4- Duhon K/ 5- Coulibaly A/ 12- Bostic M/ 23- Scott-Grayson H/ 33- Richardson K/	2	08:33	2	06:38	01:55	0-7	-7	1	1	2	0	0.0000
4- Duhon K/ 5- Coulibaly A/ 10- Shaw S/ 23- Scott-Grayson H/ 33- Richardson K/	2	06:38	2	05:03	01:35	2-4	-2	1	1	3	1	0.4505
10- Shaw S/ 11- Levy R/ 12- Bostic M/ 23- Scott-Grayson H/ 33- Richardson K/	2	05:03	2	03:17	01:46	2-2	0	1	1	2	1	0.5000
10- Shaw S/ 11- Levy R/ 12- Bostic M/ 20- Akinbolawa O/ 23- Scott-Grayson H/	2	03:17	2	03:07	00:10	0-0	0	0	0	0	0	0.0000
10- Shaw S/ 11- Levy R/ 12- Bostic M/ 23- Scott-Grayson H/ 51- Johnson P/	2	03:07	2	01:36	01:31	4-4	0	2	0	2	1	0.8197
10- Shaw S/ 11- Levy R/ 12- Bostic M/ 20- Akinbolawa O/ 23- Scott-Grayson H/	2	01:36	3	10:00	01:36	2-0	2	1	1	1	0	0.6944
2- Wells S/ 5- Coulibaly A/ 11- Levy R/ 23- Scott-Grayson H/ 33- Richardson K/	3	10:00	3	08:01	01:59	4-4	0	0	1	1	1	1.0000
2- Wells S/ 4- Duhon K/ 5- Coulibaly A/ 23- Scott-Grayson H/ 33- Richardson K/	3	08:01	3	07:22	00:39	2-0	2	1	0	0	0	1.1364
4- Duhon K/ 5- Coulibaly A/ 12- Bostic M/ 23- Scott-Grayson H/ 33- Richardson K/	3	07:22	3	05:29	01:53	4-5	-1	3	0	0	1	1.0000
4- Duhon K/ 11- Levy R/ 12- Bostic M/ 23- Scott-Grayson H/ 33- Richardson K/	3	05:29	3	02:28	03:01	7-8	-1	2	0	1	2	1.2868
5- Coulibaly A/ 11- Levy R/ 12- Bostic M/ 23- Scott-Grayson H/ 33- Richardson K/	3	02:28	3	01:45	00:43	0-0	0	1	0	0	0	0.0000
3- Johnson J/ 5- Coulibaly A/ 11- Levy R/ 12- Bostic M/ 33- Richardson K/	3	01:45	4	10:00	01:45	5-4	1	3	1	1	1	1.2500
2- Wells S/ 3- Johnson J/ 5- Coulibaly A/ 11- Levy R/ 33- Richardson K/	4	10:00	4	09:09	00:51	0-2	-2	0	0	0	0	0.0000
2- Wells S/ 3- Johnson J/ 5- Coulibaly A/ 11- Levy R/ 20- Akinbolawa O/	4	09:09	4	07:03	02:06	5-4	1	1	0	0	2	1.6667
2- Wells S/ 5- Coulibaly A/ 11- Levy R/ 20- Akinbolawa O/ 23- Scott-Grayson H/	4	07:03	4	07:03	00:00	0-0	0	0	0	0	0	0.0000
2- Wells S/ 10- Shaw S/ 11- Levy R/ 20- Akinbolawa O/ 23- Scott-Grayson H/	4	07:03	4	03:18	03:45	5-7	-2	6	1	0	2	0.8333
2- Wells S/ 5- Coulibaly A/ 11- Levy R/ 23- Scott-Grayson H/ 33- Richardson K/	4	03:18	4	00:44	02:33	7-6	1	1	0	0	1	1.6204
2- Wells S/ 4- Duhon K/ 5- Coulibaly A/ 23- Scott-Grayson H/ 33- Richardson K/	4	00:44	4	00:44	00:00	0-0	0	0	0	0	0	0.0000
2- Wells S/ 5- Coulibaly A/ 10- Shaw S/ 23- Scott-Grayson H/ 33- Richardson K/	4	00:44	4	00:41	00:03	0-0	0	0	0	1	0	0.0000
2- Wells S/ 4- Duhon K/ 5- Coulibaly A/ 23- Scott-Grayson H/ 33- Richardson K/	4	00:41	4	00:40	00:01	0-0	0	0	0	0	0	0.0000
2- Wells S/ 5- Coulibaly A/ 10- Shaw S/ 23- Scott-Grayson H/ 33- Richardson K/	4	00:40	4	00:37	00:03	0-3	-3	0	0	0	0	0.0000
2- Wells S/ 10- Shaw S/ 11- Levy R/ 23- Scott-Grayson H/ 33- Richardson K/	4	00:37	4	00:00	00:38	3-1	2	1	0	1	0	1.5000



Officials: Michael McConnell, Felicia Grinter, Chaney Muench

Tennessee

Lineup	Quarter On	Time On	Quarter Off	Time Off	Time on Court	Score	Score Diff	Reb	Stl	Tov	Ass	PPP
2- Jackson R/ 4- Walker J/ 11- Striplin K/ 15- Powell J/ 21- Darby T/	1	10:00	1	06:43	03:17	4-6	-2	2	0	3	1	0.6667
2- Jackson R/ 4- Walker J/ 15- Powell J/ 21- Darby T/ 53- Hollingshead J/	1	06:43	1	06:43	00:00	2-0	2	0	0	0	0	2.2727
2- Jackson R/ 15- Powell J/ 21- Darby T/ 25- Horston J/ 53- Hollingshead J/	1	06:43	1	04:44	01:59	7-2	5	6	0	1	1	1.8041
1- Puckett S/ 15- Powell J/ 21- Darby T/ 25- Horston J/ 53- Hollingshead J/	1	04:44	1	03:33	01:11	0-5	-5	0	0	1	0	0.0000
1- Puckett S/ 4- Walker J/ 21- Darby T/ 25- Horston J/ 53- Hollingshead J/	1	03:33	1	03:33	00:00	0-0	0	0	0	0	0	0.0000
1- Puckett S/ 4- Walker J/ 14- Franklin J/ 25- Horston J/ 53- Hollingshead J/	1	03:33	1	02:52	00:41	0-4	-4	0	0	0	0	0.0000
1- Puckett S/ 2- Jackson R/ 4- Walker J/ 14- Franklin J/ 53- Hollingshead J/	1	02:52	1	01:33	01:19	2-2	0	0	1	1	0	0.6944
1- Puckett S/ 2- Jackson R/ 4- Walker J/ 14- Franklin J/ 21- Darby T/	1	01:33	1	00:01	01:31	5-5	0	0	1	0	1	1.6667
2- Jackson R/ 4- Walker J/ 14- Franklin J/ 15- Powell J/ 21- Darby T/	1	00:01	2	07:57	02:05	5-0	5	2	0	0	2	2.5000
2- Jackson R/ 14- Franklin J/ 15- Powell J/ 21- Darby T/ 25- Horston J/	2	07:57	2	05:45	02:12	6-2	4	1	2	1	1	1.2295
14- Franklin J/ 15- Powell J/ 21- Darby T/ 25- Horston J/ 53- Hollingshead J/	2	05:45	2	04:54	00:51	2-0	2	1	1	2	0	0.6667
11- Striplin K/ 15- Powell J/ 21- Darby T/ 25- Horston J/ 53- Hollingshead J/	2	04:54	2	02:14	02:40	4-4	0	4	1	2	1	0.6944
4- Walker J/ 11- Striplin K/ 15- Powell J/ 21- Darby T/ 53- Hollingshead J/	2	02:14	2	00:52	01:22	2-2	0	1	0	1	0	0.5155
1- Puckett S/ 4- Walker J/ 15- Powell J/ 21- Darby T/ 53- Hollingshead J/	2	00:52	2	00:11	00:40	0-2	-2	0	0	1	0	0.0000
4- Walker J/ 13- Pissott J/ 15- Powell J/ 21- Darby T/ 53- Hollingshead J/	2	00:11	2	00:11	00:00	0-0	0	0	0	0	0	0.0000
1- Puckett S/ 4- Walker J/ 13- Pissott J/ 15- Powell J/ 21- Darby T/	2	00:11	2	00:03	00:09	0-0	0	0	0	1	0	0.0000
4- Walker J/ 5- Wynn K/ 13- Pissott J/ 15- Powell J/ 21- Darby T/	2	00:03	2	00:03	00:00	0-0	0	0	0	0	0	0.0000
4- Walker J/ 5- Wynn K/ 15- Powell J/ 21- Darby T/ 53- Hollingshead J/	2	00:03	3	10:00	00:03	0-0	0	0	0	0	0	0.0000
2- Jackson R/ 4- Walker J/ 11- Striplin K/ 21- Darby T/ 25- Horston J/	3	10:00	3	05:29	04:31	9-10	-1	3	1	2	3	1.1421
2- Jackson R/ 15- Powell J/ 21- Darby T/ 25- Horston J/ 53- Hollingshead J/	3	05:29	3	04:06	01:23	2-7	-5	0	0	0	1	0.6667
2- Jackson R/ 4- Walker J/ 15- Powell J/ 21- Darby T/ 53- Hollingshead J/	3	04:06	3	01:29	02:37	8-0	8	3	1	1	3	1.6393
4- Walker J/ 15- Powell J/ 21- Darby T/ 25- Horston J/ 53- Hollingshead J/	3	01:29	3	01:20	00:09	0-0	0	0	0	1	0	0.0000
14- Franklin J/ 15- Powell J/ 21- Darby T/ 25- Horston J/ 53- Hollingshead J/	3	01:20	3	00:09	01:10	0-5	-5	0	0	1	0	0.0000
5- Wynn K/ 14- Franklin J/ 15- Powell J/ 25- Horston J/ 53- Hollingshead J/	3	00:09	4	10:00	00:10	2-0	2	1	0	0	0	2.2727
2- Jackson R/ 14- Franklin J/ 15- Powell J/ 21- Darby T/ 25- Horston J/	4	10:00	4	05:47	04:13	7-5	2	5	0	1	2	1.1905
2- Jackson R/ 15- Powell J/ 21- Darby T/ 25- Horston J/ 53- Hollingshead J/	4	05:47	4	05:47	00:00	0-0	0	0	0	0	0	0.0000
2- Jackson R/ 4- Walker J/ 15- Powell J/ 21- Darby T/ 53- Hollingshead J/	4	05:47	4	05:08	00:39	0-0	0	1	0	0	0	0.0000
2- Jackson R/ 4- Walker J/ 15- Powell J/ 25- Horston J/ 53- Hollingshead J/	4	05:08	4	03:05	02:03	7-8	-1	2	0	0	2	2.0349
2- Jackson R/ 15- Powell J/ 21- Darby T/ 25- Horston J/ 53- Hollingshead J/	4	03:05	4	02:02	01:03	2-2	0	0	0	0	1	2.0000
2- Jackson R/ 4- Walker J/ 15- Powell J/ 25- Horston J/ 53- Hollingshead J/	4	02:02	4	02:02	00:00	2-0	2	0	0	0	0	2.2727
2- Jackson R/ 4- Walker J/ 14- Franklin J/ 15- Powell J/ 25- Horston J/	4	02:02	4	00:57	01:05	0-2	-2	1	0	1	0	0.0000
2- Jackson R/ 4- Walker J/ 15- Powell J/ 21- Darby T/ 25- Horston J/	4	00:57	4	00:55	00:02	0-0	0	0	0	0	0	0.0000
2- Jackson R/ 4- Walker J/ 14- Franklin J/ 15- Powell J/ 25- Horston J/	4	00:55	4	00:41	00:13	1-0	1	0	0	0	0	1.1364
2- Jackson R/ 4- Walker J/ 15- Powell J/ 21- Darby T/ 25- Horston J/	4	00:41	4	00:40	00:01	0-0	0	0	0	0	0	0.0000
2- Jackson R/ 4- Walker J/ 14- Franklin J/ 15- Powell J/ 25- Horston J/	4	00:40	4	00:29	00:11	3-3	0	1	0	0	0	2.2727
2- Jackson R/ 4- Walker J/ 15- Powell J/ 21- Darby T/ 25- Horston J/	4	00:29	4	00:23	00:07	0-0	0	0	0	0	0	0.0000
2- Jackson R/ 4- Walker J/ 14- Franklin J/ 15- Powell J/ 25- Horston J/	4	00:23	4	00:12	00:10	1-0	1	0	0	0	0	1.1364
2- Jackson R/ 4- Walker J/ 15- Powell J/ 21- Darby T/ 25- Horston J/	4	00:12	4	00:00	00:13	0-0	0	0	0	0	0	0.0000



Auburn at Tennessee

02/19/23 Thompson-Boling Arena, Knoxville, Tennessee
2022-23 Women's Basketball

Game Time: 12:02 PM
Game Duration: 2:11
Attendance: 9,039

Officials: Michael McConnell, Felicia Grinter, Chaney Muench

Auburn

Lineup	Time	Score	Score Diff	Pts/Min	Reb	Stl	Tov	Ass	PPP
2- Wells S/ 5- Coulibaly A/ 11- Levy R/ 23- Scott-Grayson H/ 33- Richardson K/	09:01	19-21	-2	2.1072	2	4	2	3	1.1047
4- Duhon K/ 5- Coulibaly A/ 12- Bostic M/ 23- Scott-Grayson H/ 33- Richardson K/	03:48	4-12	-8	1.0526	4	1	2	1	0.5000
2- Wells S/ 10- Shaw S/ 11- Levy R/ 20- Akinbolawa O/ 23- Scott-Grayson H/	03:45	5-7	-2	1.3333	6	1	0	2	0.8333
2- Wells S/ 4- Duhon K/ 5- Coulibaly A/ 23- Scott-Grayson H/ 33- Richardson K/	03:04	11-0	11	3.5870	3	2	1	3	1.6566
4- Duhon K/ 11- Levy R/ 12- Bostic M/ 23- Scott-Grayson H/ 33- Richardson K/	03:01	7-8	-1	2.3204	2	0	1	2	1.2868
2- Wells S/ 3- Johnson J/ 5- Coulibaly A/ 11- Levy R/ 20- Akinbolawa O/	02:06	5-4	1	2.3810	1	0	0	2	1.6667
10- Shaw S/ 11- Levy R/ 12- Bostic M/ 23- Scott-Grayson H/ 33- Richardson K/	01:46	2-2	0	1.1321	1	1	2	1	0.5000
10- Shaw S/ 11- Levy R/ 12- Bostic M/ 20- Akinbolawa O/ 23- Scott-Grayson H/	01:46	2-0	2	1.1321	1	1	1	0	0.6944
3- Johnson J/ 5- Coulibaly A/ 11- Levy R/ 12- Bostic M/ 33- Richardson K/	01:45	5-4	1	2.8571	3	1	1	1	1.2500
4- Duhon K/ 5- Coulibaly A/ 10- Shaw S/ 23- Scott-Grayson H/ 33- Richardson K/	01:35	2-4	-2	1.2632	1	1	3	1	0.4505
2- Wells S/ 4- Duhon K/ 11- Levy R/ 23- Scott-Grayson H/ 33- Richardson K/	01:34	2-2	0	1.2766	1	0	0	1	1.0000
4- Duhon K/ 5- Coulibaly A/ 10- Shaw S/ 12- Bostic M/ 20- Akinbolawa O/	01:33	5-5	0	3.2258	1	0	2	2	1.2500
10- Shaw S/ 11- Levy R/ 12- Bostic M/ 23- Scott-Grayson H/ 51- Johnson P/	01:31	4-4	0	2.6374	2	0	2	1	0.8197
4- Duhon K/ 5- Coulibaly A/ 12- Bostic M/ 20- Akinbolawa O/ 23- Scott-Grayson H/	01:00	0-2	-2	0.0000	1	0	0	0	0.0000
2- Wells S/ 3- Johnson J/ 5- Coulibaly A/ 11- Levy R/ 33- Richardson K/	00:51	0-2	-2	0.0000	0	0	0	0	0.0000
5- Coulibaly A/ 11- Levy R/ 12- Bostic M/ 23- Scott-Grayson H/ 33- Richardson K/	00:43	0-0	0	0.0000	1	0	0	0	0.0000
2- Wells S/ 10- Shaw S/ 11- Levy R/ 23- Scott-Grayson H/ 33- Richardson K/	00:38	3-1	2	4.7368	1	0	1	0	1.5000
2- Wells S/ 4- Duhon K/ 5- Coulibaly A/ 20- Akinbolawa O/ 23- Scott-Grayson H/	00:27	0-0	0	0.0000	0	0	0	0	0.0000
2- Wells S/ 5- Coulibaly A/ 10- Shaw S/ 23- Scott-Grayson H/ 33- Richardson K/	00:06	0-3	-3	0.0000	0	0	1	0	0.0000
2- Wells S/ 5- Coulibaly A/ 10- Shaw S/ 12- Bostic M/ 20- Akinbolawa O/	00:00	0-2	-2	NaN	0	0	0	0	0.0000
2- Wells S/ 5- Coulibaly A/ 11- Levy R/ 20- Akinbolawa O/ 23- Scott-Grayson H/	00:00	0-0	0	NaN	0	0	0	0	0.0000



Auburn at Tennessee

02/19/23 Thompson-Boling Arena, Knoxville, Tennessee
2022-23 Women's Basketball

Game Time: 12:02 PM
Game Duration: 2:11
Attendance: 9,039

Officials: Michael McConnell, Felicia Grinter, Chaney Muench

Tennessee

Lineup	Time	Score	Score Diff	Pts/Min	Reb	Stl	Tov	Ass	PPP
2- Jackson R/ 14- Franklin J/ 15- Powell J/ 21- Darby T/ 25- Horston J/	06:25	13-7	6	2.0260	6	2	2	3	1.2082
2- Jackson R/ 4- Walker J/ 11- Striplin K/ 21- Darby T/ 25- Horston J/	04:31	9-10	-1	1.9926	3	1	2	3	1.1421
2- Jackson R/ 15- Powell J/ 21- Darby T/ 25- Horston J/ 53- Hollingshead J/	04:25	11-11	0	2.4906	6	0	1	3	1.3959
2- Jackson R/ 4- Walker J/ 11- Striplin K/ 15- Powell J/ 21- Darby T/	03:17	4-6	-2	1.2183	2	0	3	1	0.6667
2- Jackson R/ 4- Walker J/ 15- Powell J/ 21- Darby T/ 53- Hollingshead J/	03:16	10-0	10	3.0612	4	1	1	3	1.4793
11- Striplin K/ 15- Powell J/ 21- Darby T/ 25- Horston J/ 53- Hollingshead J/	02:40	4-4	0	1.5000	4	1	2	1	0.6944
2- Jackson R/ 4- Walker J/ 14- Franklin J/ 15- Powell J/ 21- Darby T/	02:05	5-0	5	2.4000	2	0	0	2	2.5000
2- Jackson R/ 4- Walker J/ 15- Powell J/ 25- Horston J/ 53- Hollingshead J/	02:03	9-8	1	4.3902	2	0	0	2	2.0833
14- Franklin J/ 15- Powell J/ 21- Darby T/ 25- Horston J/ 53- Hollingshead J/	02:01	2-5	-3	0.9917	1	1	3	0	0.5000
2- Jackson R/ 4- Walker J/ 14- Franklin J/ 15- Powell J/ 25- Horston J/	01:39	5-5	0	3.0303	2	0	1	0	1.2255
1- Puckett S/ 2- Jackson R/ 4- Walker J/ 14- Franklin J/ 21- Darby T/	01:31	5-5	0	3.2967	0	1	0	1	1.6667
4- Walker J/ 11- Striplin K/ 15- Powell J/ 21- Darby T/ 53- Hollingshead J/	01:22	2-2	0	1.4634	1	0	1	0	0.5155
1- Puckett S/ 2- Jackson R/ 4- Walker J/ 14- Franklin J/ 53- Hollingshead J/	01:19	2-2	0	1.5190	0	1	1	0	0.6944
1- Puckett S/ 15- Powell J/ 21- Darby T/ 25- Horston J/ 53- Hollingshead J/	01:11	0-5	-5	0.0000	0	0	1	0	0.0000
1- Puckett S/ 4- Walker J/ 14- Franklin J/ 25- Horston J/ 53- Hollingshead J/	00:41	0-4	-4	0.0000	0	0	0	0	0.0000
1- Puckett S/ 4- Walker J/ 15- Powell J/ 21- Darby T/ 53- Hollingshead J/	00:40	0-2	-2	0.0000	0	0	1	0	0.0000
2- Jackson R/ 4- Walker J/ 15- Powell J/ 21- Darby T/ 25- Horston J/	00:23	0-0	0	0.0000	0	0	0	0	0.0000
5- Wynn K/ 14- Franklin J/ 15- Powell J/ 25- Horston J/ 53- Hollingshead J/	00:10	2-0	2	12.0000	1	0	0	0	2.2727
1- Puckett S/ 4- Walker J/ 13- Pissott J/ 15- Powell J/ 21- Darby T/	00:09	0-0	0	0.0000	0	0	1	0	0.0000
4- Walker J/ 15- Powell J/ 21- Darby T/ 25- Horston J/ 53- Hollingshead J/	00:09	0-0	0	0.0000	0	0	1	0	0.0000
4- Walker J/ 5- Wynn K/ 15- Powell J/ 21- Darby T/ 53- Hollingshead J/	00:03	0-0	0	0.0000	0	0	0	0	0.0000
1- Puckett S/ 4- Walker J/ 21- Darby T/ 25- Horston J/ 53- Hollingshead J/	00:00	0-0	0	NaN	0	0	0	0	0.0000
4- Walker J/ 13- Pissott J/ 15- Powell J/ 21- Darby T/ 53- Hollingshead J/	00:00	0-0	0	NaN	0	0	0	0	0.0000
4- Walker J/ 5- Wynn K/ 13- Pissott J/ 15- Powell J/ 21- Darby T/	00:00	0-0	0	NaN	0	0	0	0	0.0000