



2022-23 AUBURN WOMEN'S BASKETBALL

AUBURN ATHLETICS COMMUNICATIONS: 392 SOUTH DONAHUE DRIVE || AUBURN, AL 36830 || AUBURNTIGERS.COM || @AUBURNWBB

2022-23 SCHEDULE/RESULTS

13-11, 3-9 SEC

DATE	OPPONENT	TIME/TV/RESULT
Nov. 3	TUSKEGEE (exh.)	W 81-59
Nov. 8	SAM HOUSTON	W 90-76
Nov. 10	SOUTH ALABAMA	W 71-62
Nov. 16	GEORGIA TECH	L 51-57
Nov. 20	ALABAMA STATE	W 88-49
Nov. 25	1-vs. #6/5 Indiana	L 81-96
Nov. 26	1-vs. Colorado State	W 74-73
Nov. 30	LITTLE ROCK	W 70-48
Dec. 3	UCF	W 86-46
Dec. 11	LOUISIANA-LAFAYETTE	W 81-41
Dec. 15	NORTH CAROLINA A&T	W 79-63
Dec. 18	SAMFORD	W 91-37
Dec. 20	NORTH FLORIDA	W 77-49
Dec. 29	*at Ole Miss	L 47-79
Jan. 1	*MISSOURI	L 56-62
Jan. 5	*at #1 South Carolina	L 42-94
Jan. 8	*ALABAMA	L 57-88
Jan. 15	*at #5 LSU	L 54-84
Jan. 19	*at Mississippi State	L 58-72
Jan. 22	*OLE MISS	(OT) W 77-76
Jan. 26	*at Kentucky	W 71-68
Jan. 30	*FLORIDA	W 66-55
Feb. 5	*ARKANSAS	L 51-54
Feb. 9	*#1 SOUTH CAROLINA	L 48-83
Feb. 12	*at Alabama	L 46-69
Feb. 16	*TEXAS A&M	+ 7 pm
Feb. 19	*at Tennessee	ESPN2 11 am
Feb. 23	*at Georgia	+ 6 pm
Feb. 26	*VANDERBILT	SECN 3 pm
Mar. 1-5	SEC Tournament	Greenville

All times Central. Home Games in **BOLD CAPS**.
* SEC Game
+ = SEC Network + / ESPN3.com
1-Las Vegas Invitational (Las Vegas, Nev.)

AUBURN ATHLETICS COMMUNICATIONS

WES TODDAssistant Director/WBB Contact
..... wlt0006@auburn.edu
.....C: 334-750-5682
KIRK SAMPSON Associate AD
..... kirk@auburn.edu

Web AuburnTigers.com
Twitter @AuburnWBB
Facebook /AuburnWBB
Instagram @AuburnWBB
Office Phone (334) 844-9800



GAME 25

Texas A&M (6-16, 1-11)

Thursday, Feb. 16, 2023 • 7 p.m. CT
Play4Kay Pink Game



Site Auburn, Ala.
Venue Neville Arena (9,121)
TV SEC Network + (Wiley Ballard, Joe Ciampi, Mackenzie Hamilton)
Radio WQSI 93.9 FM (Brit Bowen, Larry DiChiara)
Live Audio AuburnTigers.com | Auburn Athletics app
Live Stats auburnstats.com
Twitter @AuburnWBB
Series Record Texas A&M leads 16-0 at Auburn Texas A&M leads 6-0 Last Meeting Texas A&M 71, Auburn 53 (Jan. 16, 2022, in College Station)

GAMEDAY BREAKDOWN


AUBURN TIGERS

Rankings AP: NR | Coaches: NR
2022-23 Record 13-11
SEC 3-9
Home 11-5
Away 1-5
Neutral 1-1
Streak L3
Head Coach Johnnie Harris
Record at AU (Yrs.) 23-29 (2nd)
Overall Record (Yrs.) Same
Record vs. Texas A&M 0-1
Last Game lost at Alabama, 69-46

TEXAS A&M AGGIES

Rankings AP: NR | Coaches: NR
2022-23 Record 6-16
SEC 1-11
Home 6-7
Away 0-9
Neutral 0-0
Streak L4
Head Coach Joni Taylor
Record at TAMU (Yrs.) 6-16 (1st)
Overall Record (Yrs.) 146-91 (8th)
Record vs. Auburn 7-2
Last Game lost at Mississippi State, 70-62

POTENTIAL AUBURN STARTERS



JAKAYLA JOHNSON
G • JR • 5-9
Clinton, Miss.

PPG: 3.1
RPG: 2.1
APG: 1.1



AICHA COULIBALY
G/F • JR • 6-0
Mali

PPG: 16.3
RPG: 6.4
APG: 2.3



SYDNEY SHAW
G • FR • 5-9
Miami, Fla.

PPG: 7.8
RPG: 2.5
APG: 2.4



HONESTY SCOTT-GRAYSON
G • R-SR • 5-8
Brick, N.J.

PPG: 12.6
RPG: 3.7
APG: 2.1



KHARYSSA RICHARDSON
F • FR • 6-2
Douglasville, Ga.

PPG: 6.8
RPG: 5.1
APG: 0.2

OFF THE BENCH

No.	Pos.	Name	Ht.	Year	PPG	RPG	Hometown
0	G	Amoura Graves	6-0	So.	1.7	2.0	Ponchatoula, La.
1	G	Mya Pratcher	6-1	Fr.	1.6	2.4	Memphis, Tenn.
2	G	Sania Wells	5-7	Sr.	6.5	1.9	Moss Point, Miss.
4	G	Kaitlyn Duhon	5-10	Fr.	4.3	2.4	Houston, Texas
11	G/F	Romi Levy	6-3	R-So.	6.7	4.2	Herzliya, Israel
12	G	Mar'Shaun Bostic	5-8	So.	5.0	1.7	St. Louis, Mo.
20	C	Oyindamola Akinbolawa	6-5	Fr.	1.4	1.9	Lagos, Nigeria
^21	G	Audia Young	5-7	Fr.	--	--	Tallahassee, Fla.
24	G	Carsen McFadden	5-7	So.	0.8	0.7	Fairview, Texas
51	C	Precious Johnson	6-5	Jr.	3.7	3.0	Baytown, Texas

^out for season (injured)

Head Coach: Johnnie Harris (2nd season at Auburn)

Assistants: Fred Williams, Damitria Buchanan, Ketara Chapel

#WarEagle
#LGTW



AuburnTigers.com



@AuburnWBB | @AuburnTigers
@CoachJ_AU | @coachjharris



/AuburnWBB
/AuburnTigers

TEAM SCHEDULE AND MEDIA AVAILABILITY >> FEBRUARY 13-19 (times Central unless noted otherwise)

MONDAY February 13	TUESDAY February 14	WEDNESDAY February 15	THURSDAY February 16	FRIDAY February 17	SATURDAY February 18	SUNDAY February 19
OFF DAY	PRACTICE 1:30-4:45 pm Neville Arena	PRACTICE 1:30-5 pm Neville Arena	GAME 7:00 Auburn vs. Texas A&M (SECN+)	PRACTICE 1:30-5 pm Neville Arena	PRACTICE 8-11 am Neville Arena	GAME 11:00 Auburn at Tennessee (ESPN2)
COACH SHOW 6-7 pm Baumhower's 93.9 FM	MBB vs. Missouri 6 pm		Interviews postgame		TRAVEL to Knoxville, Tenn.	Interviews postgame Return to Auburn

AUBURN ATHLETICS COMMUNICATIONS SERVICES

QUICK FACTS

AUBURNTIGERS.COM

For updated game notes, statistics and all the latest information on Auburn basketball and gameday activities, go to AuburnTigers.com.

INTERVIEW POLICIES

--Practices are open to the public and media; however, media are strongly encouraged to notify Wes Todd if they are planning to attend.
--Coach Harris, assistant coaches and student-athletes are available for phone, virtual and in-person interviews by contacting Wes Todd in the athletic communications office.
--Following home games, interviews with Coach Harris and selected players will be conducted following a 10-minute cooling-off period. Visiting players and coaches should be requested through the opponent SID. **Interviews for 2022-23 will take place in Super Suite 2 on the second level of Neville Arena.**
--Interviews following road contests will be conducted by request of the home team; postgame interviews with Coach Harris can be heard on the Auburn Sports Network radio broadcast.

CREDENTIALS

Anyone wishing to cover Auburn women's basketball should contact Wes Todd in the communications office at least one day in advance. Game credentials will be held at media will call, **which will be at the north main entrance for the 2022-23 season.** There will be no season credentials. Parking passes are not needed.

GAME DAY SERVICES

--Printed flip cards will be available at each media seat. All other information (game notes, stats, etc.) will be available on AuburnTigers.com and StatBroadcast.com. Wireless internet (AU Open) is available in the Arena.
--Media may access the floor and media work room with their credentials. Water and soft drinks will be available in the media room throughout the game. Concession vouchers are available at media will call.

VIDEO SERVICES

FTP feeds of selected Auburn basketball highlights are available for the media. Highlights and postgame press conference video will be posted following each game to ImagenCloud; visit auburn.imagencloud.com to register.

COMMUNICATIONS STAFF

Wes Todd Women's Basketball contact
cell: 334-750-5682
email: wlt0006@auburn.edu
Kirk Sampson Associate AD
cell: 334-750-1385
email: sampska@auburn.edu

GENERAL INFORMATION

Location..... Auburn, Ala.
Founded1856
Enrollment..... 31,526
Nickname Tigers
Colors..... Burnt Orange and Navy Blue
Facility (Capacity) Neville Arena (9,121)
PresidentDr. Christopher Roberts
Director of Athletics John Cohen
WBB Administrator/SWA Djenane Paul
Faculty Representative Dr. Beverly Marshall

WOMEN'S BASKETBALL HISTORY

First Year of Women's Basketball1971
All-Time Record (Years)..... 975-547 (52nd)
All-Time SEC Record (since 1981)245-286
All-Time Home Record 464-143
at Neville Arena (since 2010)..... 117-74
NCAA Tournament Appearances21
Last NCAA App./Result.....2019 - First Round
SEC Regular-Season Championships 5
..... 1981, 1987, 1988, 1989, 2009
SEC Tournament Championships..... 4
..... 1981, 1987, 1990, 1997

COACHING & SUPPORT STAFF

Head Coach.....Johnnie Harris
Alma Mater, Year Arkansas Baptist, 1996
Overall Record 23-29 / 2nd year
Auburn Record 23-29 / 2nd year
Associate Head Coach (Year) Fred Williams (1st)
Associate Head Coach (Year) Damitria Buchanan (2nd)
Assistant Coach (Year) Ketara Chapel (2nd)
Strength & Conditioning Coach Jen Jones
Director of Basketball Operations Alex Stewart
Asst. Director of Operations Tra'Cee Tanner
Director of Recruiting Operations..... Connor Putnam
Director of Player Development..... Savannah Carter
Special Asst. to the Head Coach..... Reneisha Bolden
Athletic Trainer..... Faith Baxter
Graduate Assistant..... DeQuann "DQ" Gordon

GAMEDAY EXPERIENCE: NEVILLE ARENA

>> Neville Arena is in its 13th season as home of Auburn Basketball. The Tigers are 117-74 since moving to the Arena in 2010-11. The facility seats 9,121 for basketball and also hosts Auburn volleyball and gymnastics.



TEAM INFORMATION

2021-22 Record10-18
2021-22 SEC Record 2-14
SEC Finish..... 14th
Starters Returning/Lost3/2
Letterwinners Returning/Lost 8/6
Newcomers..... 7

AUBURN TIGERS SPEED CHART

Overall: 13-11 SEC: 3-9

Head Coach: Johnnie Harris (23-29, 2nd season)

PRONUNCIATION GUIDE

Oyindamola Akinbolawa - oh-WIN-dah-MO-lah
 a-KIN-bo-LAH-wah
 Aicha Coulibaly - ay-EE-sha coo-li-BALL-ee
 Amoura Graves - ah-MOOR-ah

Romi Levy - RO-mee LEV-ee
 Sania Wells - sa-NYE-uh

		Pts	Reb	Ast	Stl	Blk		
0	AMOURA GRAVES G/F • 6-0 • So. • Ponchatoula, La. • Ponchatoula HS	Season High	5	4	3	1	2	
		Career High	8	5	2	2	2	
		PPG	1.7	2.0	1.0	.333	.250	-
		22-23	1.7	2.0	1.0	.333	.250	-
							LAST GAME (at ALA): DNP • Career-high 8 pts, 4 reb at Vandy (1/30/22), 2-2 3FG • Played 26 gms in 21-22; 1.8 ppg, 1.8 rpg • Averaged 22.4 points as a HS senior	
1	MYA PRATCHER F • 6-1 • Fr. • Memphis, Tenn. • Bartlett HS	Season High	8	10	1	1	2	
		Career High	8	10	1	1	2	
		PPG	1.6	2.4	0.2	.220	.000	.667
		22-23	1.6	2.4	0.2	.220	.000	.667
							LAST GAME (at ALA): Played 4 minutes • Season-high 8 points on 8-10 FT vs. Samford (12/18) • Season-high 10 rebounds vs. Georgia Tech (11/16) • Averaged 7.6 pts, 5.2 reb, 1.8 stl, 1.5 ast as HS senior • #4 player in Tenn. class of '22 by Prep Girls Hoops	
2	SANIA WELLS G • 5-7 • Sr. • Moss Point, Miss. • East Central HS	Season High	16	8	4	3	3	
		Career High	20	8	7	3	3	
		PPG	6.5	1.9	0.8	.359	.268	.698
		22-23	6.5	1.9	0.8	.359	.268	.698
							LAST GAME (at ALA): 6 points, 4 reb, 2 stl, 1 blk • Season-high 16 pts on 8-10 FT vs. Samford (12/18) • 10+ points 7 times so far in 22-23, 3 in SEC play • Led SEC in FT% (76-84, 90.5%) in 21-22; 6th NCAA • Career-high 20 pts at Mizou (1/6/22)	
3	JAKAYLA JOHNSON G • 5-9 • Jr. • Clinton, Miss. • Jones College	Season High	9	6	6	2	2	
		Career High	9	6	6	2	2	
		PPG	3.1	2.1	1.1	.325	.333	.733
		22-23	3.1	2.1	1.1	.325	.333	.733
							LAST GAME (at ALA): Played 5 minutes • Matched career-high w/ 9 pts vs. ARK (2/5), all 2nd half • Career-high 6 assists in 28 minutes at Kentucky (1/26) • Enrolled at AU in spring '22 to rehab after knee injury • 2021 WBCA 2-Year College Coaches All-American	
4	KAITLYN DUHON G • 5-10 • Fr. • Houston, Texas • Summer Creek HS	Season High	17	8	1	3	3	
		Career High	17	8	1	3	3	
		PPG	4.3	2.4	0.5	.385	.100	.692
		22-23	4.3	2.4	0.5	.385	.100	.692
							LAST GAME (at ALA): 5 points, 1 assist, 1 steal • Scored 17 pts w/ 7 reb, 3 stl, 2 blk vs. S. Alabama (11/10) • Started first 6 games of season • Avg. 17 pts, 7 reb, 3 stl, 49% FG as HS senior • State runner-up in long jump (19-8.25)	
5	AICHA COULIBALY G/F • 6-0 • Jr. • Mali • IMG Academy (Fla.)	Season High	31	10	5	6	2	
		Career High	31	13	5	6	3	
		PPG	16.3	6.4	2.3	.408	.209	.682
		22-23	16.3	6.4	2.3	.408	.209	.682
							LAST GAME (at ALA): 13 points, 10 reb, 1 ast, 2 stl, 1 blk • Preseason All-SEC 2nd Team • Career-hi 31 pts (12-20 FG) in OT win over Ole Miss • 9th career D-D vs. ALA (15 pts/10 reb); 4th in 22-23 • Missed last 3 non-con gms + ALA, LSU, SC gms w/ injury	
10	SYDNEY SHAW G • 5-9 • Fr. • Miami, Fla. • DME Academy	Season High	15	5	6	4	2	
		Career High	15	5	6	4	2	
		PPG	7.8	2.5	2.4	.348	.348	.786
		22-23	7.8	2.5	2.4	.348	.348	.786
							LAST GAME (at ALA): 1 steal • Matched season-high with 15 pts vs. S. Carolina (2/9) • Leads Auburn with 2.5 assists/game • No. 43 overall in class of 2022 by ESPN HoopGurlz • Avg. 12.5 pts, 4.6 reb, 3.0 ast, 2.3 stl as HS senior	
11	ROMI LEVY F • 6-2 • R-So. • Herzliya, Israel • Hof Hasharon HS	Season High	18	13	5	5	3	
		Career High	18	13	7	6	3	
		PPG	6.7	4.2	1.3	.462	.348	.658
		22-23	6.7	4.2	1.3	.462	.348	.658
							LAST GAME (at ALA): Played 4 minutes • Career-hi 18 pts, 13 reb for 2nd D-D vs. Little Rock (11/30) • Missed 2021-22 season with torn ACL • 2021 SEC All-Freshman Team (5.4 pts, 3.9 rebs) • First AU WBB player from Israel	
12	MAR'SHAUN BOSTIC G • 5-8 • So. • St. Louis, Mo. • Vashon HS	Season High	11	3	4	3	3	
		Career High	11	4	4	4	3	
		PPG	5.0	1.7	1.5	.423	.500	.620
		22-23	5.0	1.7	1.5	.423	.500	.620
							LAST GAME (at ALA): 4 points, 3 rebounds, 2 assists • Career-high 3 blocks, season-high 3 steals at MSU (1/19) • Career-high 11 pts (4-8 FG, 3-4 FT) vs. Ole Miss • Hit first career 3-pointer vs. Samford (12/18) • Speedy defender, can outrun almost anyone in transition	
20	OYINDAMOLA AKINBOLAWA C • 6-5 • Fr. • Lagos, Nigeria	Season High	6	7	-	1	2	
		Career High	6	7	-	1	2	
		PPG	1.4	1.9	0.0	.500	-	.500
		22-23	1.4	1.9	0.0	.500	-	.500
							LAST GAME (at ALA): 1 point, 1 rebound • 6 points, 7 rebounds in 27 minutes vs. S. Carolina (2/9) • 2 points, 3 rebounds, 2 blocks in 11 minutes at LSU • First collegiate basket vs. Alabama (1/8) • Arrived in United States Dec. 14	
21	AUDIA YOUNG F • 5-9 • Fr. • Tallahassee, Fla. • Florida State Univ. HS	Season High	-	-	-	-	-	
		Career High	-	-	-	-	-	
		PPG	-	-	-	-	-	-
		22-23	-	-	-	-	-	-
							• Will miss 2022-23 season with torn achilles • Avg. 16.2 pts, 3.1 reb, 2.7 ast, 1.9 stl as HS senior • Daughter of AU All-American & SEC POY Carolyn Jones-Young (88-91); will wear her mom's retired #21	
23	HONESTY SCOTT-GRAYSON G • 5-8 • R-Sr. • Brick, N.J. • Baylor	Season High	31	6	5	5	1	
		Career High	31	14	6	5	4	
		PPG	12.6	3.7	2.1	.412	.405	.687
		22-23	12.6	3.7	2.1	.412	.405	.687
							LAST GAME (at ALA): 2 points, 1 rebound, 1 ast, 3 stl • Scored 1000th career point (AU+BU) vs. Ole Miss • Missed 1st 3 SEC gms; returned w/ limited mins. vs. ALA • Led AU in scoring 8 times; 20+ pts in 4 games • Career-high 31 pts vs. N.C. A&T (12/15)	
24	CARSEN McFADDEN G • 5-7 • Jr. • Lucas, Texas • Lovejoy HS	Season High	4	3	1	2	-	
		Career High	4	3	3	2	-	
		PPG	0.8	0.7	0.1	.250	.167	.667
		22-23	0.8	0.7	0.1	.250	.167	.667
							LAST GAME (at ALA): 1 assist • Career-high 4 points vs. ULL (12/3), Samford (12/18) • Hit 1st career 3-pointer vs. ASU (11/20) • Walked on in August 2020; awarded scholarship for '23 • Played in 8 games in 2021-22	
33	KHARYSSA RICHARDSON F • 6-2 • Fr. • Douglasville, Ga. • New Manchester HS	Season High	15	16	1	3	3	
		Career High	15	16	1	3	3	
		PPG	6.8	5.1	0.2	.429	.000	.725
		22-23	6.8	5.1	0.2	.429	.000	.725
							LAST GAME (at ALA): 15 points, 8 rebounds, 1 stl, 1 blk • Career-hi 15 pts, 16 reb, 3 blk for 1st career D-D vs. UF • SEC Freshman of the Week (1/31) • Returned 12/15 vs. NCAT; 8 pts, 6 reb in 23 mins. • Season-hi 9 rebs vs. Colo. St.; left game w/ injury in 4Q	
51	PRECIOUS JOHNSON C • 6-5 • Jr. • Baytown, Texas • Texas	Season High	13	7	-	1	1	
		Career High	18	10	-	3	3	
		PPG	3.7	3.0	0.0	.583	-	.643
		22-23	3.7	3.0	0.0	.583	-	.643
							LAST GAME (at ALA): 1 rebound • Season-high 13 pts on 5-6 FG at LSU (1/15) • 1st career double-double; 18 pts, 10 reb at UK (2/27/22) • Avg. 5.2 pts, 4.0 reb, 1.1 blk as sophomore • Enrolled at Auburn in Jan. 2022; transfer from Texas	

Inside the Matchup

Auburn vs. Texas A&M

0-16 (.000)

In Auburn: 0-6
 --At Neville Arena: 0-5
 In College Station: 0-7
 Neutral Sites: 0-3
 Trend: Texas A&M has won all 16 meetings

Dec. 15, 2007	L	60-62	College Station
Nov. 22, 2009	L	59-79	Auburn
Jan. 13, 2013	L	56-78	College Station
Jan. 30, 2014	L	54-71	Auburn
March 7, 2014	L	54-86	Duluth, Ga.*
Feb. 1, 2015	L	45-78	College Station
March 5, 2015	L	47-57	N. Little Rock, Ark.*
Feb. 25, 2016	L	49-57	Auburn
Feb. 5, 2017	L	61-66	College Station
Jan. 7, 2018	L	72-83	Auburn
Feb. 4, 2018	L	59-78	College Station
Jan. 24, 2019	L	67-69	Auburn
March 8, 2019	L	62-64	Greenville, S.C.*
Feb. 23, 2020	L	54-84	College Station
Jan. 28, 2021	L	69-84	Auburn
Jan. 16, 2022	L	53-71	College Station

*SEC Tournament

Auburn Women's Basketball Quick Hitters

- This is the 17th meeting between Auburn and Texas A&M
- Texas A&M has won all 16 prior meetings between the teams, including a 71-53 win in College Station last year
- Auburn is the only team in the country to have played the top three teams in last week's national rankings: No. 1 South Carolina (twice), No. 2/3 Indiana and No. 3/2 LSU
- Auburn's three-game SEC win streak (Ole Miss, Kentucky, Florida) was its longest in league play since the 2016-17 season
- Aicha Coulibaly (11 pts/14 reb) and Kharyssa Richardson (15 pts/16 reb) both recorded double-doubles in the Tigers' win over Florida; it was the 8th in Coulibaly's career and first for Richardson
- Coulibaly has four double-doubles this season - 24 pts/10 reb vs. Sam Houston (11/8); 17 pts/12 reb vs. UCF (12/3); 14 pts/11 reb vs. Florida (1/30); 13 pts/10 reb at Alabama (2/12)
- In Auburn's three SEC wins, Coulibaly is averaging 21.6 points, 7.0 rebounds, 4.3 assists, 3.0 steals
- Richardson was named SEC Freshman of the Week after her double-double against Florida; it was the first 15-point, 15-rebound game by an Auburn freshman since 1990
- The Tigers' win at Kentucky Jan. 26 snapped a 20-game skid in SEC road games that dated back to Feb. 27, 2020
- Aicha Coulibaly's 31 points in the win over Ole Miss (1/22) were the most by an Auburn player in an SEC game since 2017 (Katie Frerking, 32 at Texas A&M)
- The win over Ole Miss was Auburn's first overtime victory since Nov. 30, 2019, when Auburn defeated Dayton 74-72 in Estero, Fla., at the Gulf Coast Showcase
- Auburn's 77 points against Ole Miss were the most scored against the Rebels in the last two seasons
- Auburn's game at Mississippi State Jan. 19 was the first with both Honesty Scott-Grayson and Aicha Coulibaly in the lineup since Dec. 11 vs. Louisiana-Lafayette; Auburn has used nine different starting lineups this season
- Honesty Scott-Grayson scored her 1,000th career point (Baylor + Auburn) in the win over Ole Miss on Jan. 22
- Scott-Grayson is shooting 40.1% on 3-pointers (30-of-74) to lead the Tigers
- Scott-Grayson scored a career-high 31 points in Auburn's win over North Carolina A&T (12/15); she also had 5 rebounds, 5 steals and 3 assists in the win
- Auburn tied a school record with 24 steals vs. Samford (12/18); the Tigers also forced 36 turnovers, the most since the 2016-17 season opener when Troy had 38
- The Tigers' 91 points vs. Samford tied the most under Johnnie Harris (also 91 vs. Charleston Southern last season), and the 37 points by Samford were the first time holding an opponent under 40 since defeating Alabama 77-38 in 2019
- Auburn's 54-point win over Samford was its largest margin of victory since 2008 when they defeated Sam Houston 119-54
- Romi Levy had 18 points and 13 rebounds - both career highs - for her second career double-double in Auburn's 70-48 win over Little Rock Nov. 30; her first double-double came vs. Alabama State with 16 points and 11 rebounds
- Auburn is in its 52nd season of women's basketball and has 975 program wins

Moving On Up (Auburn Career Milestone Watch) . . .

- **Honesty Scott-Grayson** has 1,048 career points (974 at Auburn + 74 at Baylor); needs 26 more to become 36th player with 1,000 at Auburn
- **Honesty Scott-Grayson** is 12th in the SEC among active career leaders with 974 points (at Auburn)
- **Honesty Scott-Grayson** is 8th in the SEC among active career leaders with 126 steals
- **Honesty Scott-Grayson** is tied for 10th in Auburn history in career scoring average (13.3 ppg)
- **Aicha Coulibaly** is 17th in the SEC among active career leaders with 890 points
- **Aicha Coulibaly** is 19th in the SEC among active career leaders with 396 rebounds
- **Sania Wells** is 4th in Auburn history in career free-throw percentage at 79.3% (134-169)

INDIVIDUAL CATEGORY LEADERS

Auburn	Texas A&M
Aicha Coulibaly - 16.3	Points..... Janiah Barker - 12.4
Aicha Coulibaly - 6.4	Rebounds Aaliyah Patty - 7.4
Sydney Shaw - 2.4	Assists Kay Kay Green - 2.8
Aicha Coulibaly - 2.3	Steals Kay Kay Green - 1.3
Kharyssa Richardson - 0.9	Blocks..... Janiah Barker - 1.3
Aicha Coulibaly - 30.7	Minutes Played Sydney Bowles - 29.8
Romi Levy - .462	Field Goal Percentage..... Jada Malone - .500
Honesty Scott-Grayson - .405	3-Point Percentage Sydney Bowles - .250
Honesty Scott-Grayson - .687	Free-Throw Percentage Aaliyah Patty - .794

OPENING TIP

» Auburn is back home Thursday night as they take on Texas A&M. Game time is 7 p.m. CT at Neville Arena.

» Auburn is 13-11 overall, 3-9 in SEC play, after falling on the road at Alabama Sunday.

» Texas A&M is 6-16 overall, 1-11 SEC after dropping a road contest at Mississippi State Sunday.

PLAY4KAY

» It's the annual Play4Kay Pink Game at Neville Arena; all fans are encouraged to wear pink.

» Head Coach Johnnie Harris will make a donation to the Kay Yow Cancer Fund for every student that attends Thursday's game; she has pledged \$5 per student in attendance.

» Harris was an assistant coach under Kay Yow at NC State during the 2003-04 season.

ON THE AIR

» Brit Bowen and Larry DiChiara will have the radio call on WQSI 93.9 FM beginning at 6:45 p.m. The broadcast can also be heard on AuburnTigers.com and the Auburn Athletics app.

» The game is available on SEC Network + with Wiley Ballard, Joe Ciampi and Mackenzie Harris on the call.

LAST TIME OUT

» Aicha Coulibaly recorded her fourth double-double of the season, but a long cold spell allowed Alabama to build a lead they would not relinquish as the Tigers fell 69-46 Sunday at Coleman Coliseum.

» A 10-minute stretch spanning the end of the second and beginning of the third quarters saw Auburn go scoreless from the field, and a 19-3 run for the Crimson Tide over that stretch proved to be too much for Auburn to overcome.

» Coulibaly finished with 13 points and 10 rebounds for her fourth double-double of the year and ninth of her career. Kharyssa Richardson led the Tigers in scoring, equaling a career-high with 15 points and also pulling down eight rebounds.

» It was a rough shooting night for the Tigers as they finished at 27 percent (17-62) and were unable to connect from 3-point range. Alabama, meanwhile, shot an even 50 percent from the field (26-52), hit five 3s and out-rebounded Auburn 45-34.

UP NEXT

» Auburn hits the road for its next two games, beginning with a trip to Knoxville to take on the Tennessee Lady Vols. Game time is 11 a.m. CT Sunday at Thompson-Boling Arena.

AN AUBURN WIN WOULD...

» Secure a .500 regular-season record with a 14th win.

» Double the SEC win total from last season.

» Be Auburn's first win over Texas A&M.

» Give Auburn its 12th home win of the season, equaling the record at Neville Arena for the regular season.

AUBURN-TEXAS A&M SERIES

» This is the 17th meeting between Auburn and Texas A&M. The Aggies have won all 16 prior meetings, including five at Neville Arena.

LAST MEETING: Jan. 16, 2022, at College Station**Texas A&M 71, Auburn 53**

» Auburn outscored Texas A&M in the second half, but a dreadful second quarter was too much to overcome in a 71-53 Aggie win Sunday afternoon at Reed Arena.

» The Tigers fought early foul trouble to all of their bigs, and Texas A&M took advantage of its size, outscoring Auburn 25-6 in the second quarter to take a 44-18 halftime lead. Auburn outscored the Aggies 35-27 in the second half, but the deficit was too large.

» Despite playing limited minutes, Coulibaly led Auburn with 15 points and nine rebounds. Sania Wells added 10 points, and Honesty Scott-Grayson shook off a scoreless first half to finish with nine points and six rebounds.

» A&M outshot Auburn 46 to 37 percent and controlled the boards, pulling down 41 rebounds to Auburn's 29. The Aggies also got 33 points off their bench, including a career-high 20 from post player Sydnee Roby. A&M hit six 3-pointers to Auburn's one, and the Aggies were 9-for-9 at the free-throw line while Auburn struggled at 10-of-18.

SCOUTING THE AGGIES

» Texas A&M is 6-16 overall, 1-11 in SEC play. The Aggies had just seven players available for most of the first half of SEC play, but have been much more competitive since getting three key players back in the last few weeks.

» The Aggies average 54.8 points per game and allow 62.0 for their opponents.

» Freshman Jannah Barker leads the Aggies with 12.4 points per game despite missing 10 games with injury.

AUBURN-AGGIE TIES

» Auburn head coach Johnnie Harris was an assistant coach at Texas A&M from 2007-2012, helping lead the Aggies to the 2011 NCAA Championship.

» Auburn associate head coach Damitria Buchanan played for Harris and the Aggies from 2007-10, helping guide A&M to three Big 12 Conference titles and four top-25 finishes.

SCOUTING AUBURN

» Auburn is 13-11 overall, 3-8 in SEC play. The Tigers have dropped three in a row to open February after having won three straight to wrap up January.

» Auburn is the only team in the country to have played the top three teams in last week's national rankings: No. 1 South Carolina (twice), No. 2/3 Indiana and No. 3/2 LSU.

» Junior Aicha Coulibaly leads Auburn in scoring (16.3 ppg), rebounding (6.4 rpg) and steals (2.3 spg); she is 7th in the SEC in scoring and 3rd in steals. She has four double-doubles this season, her last coming last Sunday at Florida (13 points, 10 rebounds). In Auburn's three SEC wins, Coulibaly is averaging 21.6 points, 7.0 rebounds, 4.3 assists and 3.0 steals. Coulibaly has missed three SEC games with injuries.

» Honesty Scott-Grayson averages 12.6 points to rank second on the team. She led Auburn in scoring in seven of the last eight games in non-conference play, topping the 20-point mark four times including a career-high 31 against North Carolina A&T. She is also the Tigers' top 3-point shooter, hitting 40.5% from long range (30-74). She missed the first three games of SEC play with minor

SEC STANDINGS & SCHEDULE*(thru games of Feb. 13)*

	SEC Games			All Games		
	W	L	Pct.	W	L	Pct.
South Carolina	12	0	1.000	25	0	1.000
LSU	11	1	.917	23	1	.958
Tennessee	10	2	.833	18	9	.667
Ole Miss	9	3	.750	20	5	.800
Alabama	8	4	.667	19	6	.760
Mississippi St.	7	5	.500	18	7	.720
Arkansas	6	6	.583	19	8	.704
Georgia	6	6	.500	17	9	.654
Missouri	4	8	.333	15	10	.600
AUBURN	3	9	.250	13	11	.542
Florida	3	9	.250	14	11	.560
Kentucky	2	10	.167	10	14	.417
Vanderbilt	2	10	.167	11	15	.423
Texas A&M	1	11	.083	6	16	.272

Sunday, Feb. 12

*Georgia 81, Florida 55

*#1 South Carolina 88, #3 LSU 64

*Tennessee 86, Vanderbilt 59

*Mississippi State 70, Texas A&M 62

*Arkansas 61, Missouri 33

*Alabama 69, Auburn 46

Monday, Feb. 13

*Ole Miss 74, Kentucky 52

Thursday, Feb. 16

*Vanderbilt at Alabama, 6 pm (+)

*Tennessee at Arkansas, 6 pm (SECN)

*Florida at #1 South Carolina, 6 pm (+)

*Georgia at Kentucky, 6 pm (+)

*Texas A&M at Auburn, 7 pm (+)

*Mississippi State at Missouri, 7 pm (+)

*Ole Miss at #5 LSU, 8 pm (SECN)

Sunday, Feb. 19

*Auburn at Tennessee, 11 am (ESPN2)

*Arkansas at Georgia, 11 am (SECN)

*#5 LSU at Florida, 1 pm (SECN)

*Kentucky at Vanderbilt, 2 pm (+)



*#1 South Carolina at Ole Miss, 3 pm (SECN)

*Alabama at Mississippi State, 4:30 pm (+)

Monday, Feb. 20

*Missouri at Texas A&M, 6 pm (SECN)

Inside the Numbers

CATEGORY		
	AUBURN	TEXAS A&M
Points Per Game	67.2	54.8
Scoring Margin	+1.3	-7.3
Field Goal %	39.5%	37.8%
Opp. Field Goal %	39.8%	39.4%
3 pt Field Goal %	31.2%	28.0%
Opp. 3FC %	30.6%	27.9%
Rebounds	36.4	34.6
Opp. Rebounds	40.1	38.1
Rebound Margin	-3.8	-3.5
Turnovers	15.5	18.3
Opp. Turnovers	19.0	15.2
Steals	9.5	7.1
Opp. Steals	7.3	8.9
Blocks	5.0	3.5
Opp. Blocks	3.0	2.9

Associated Press Top 25

(Week 15: Feb. 13)

Rk	Team	Record	Prev
1	South Carolina (28)	25-0	1
2	Indiana	23-1	2
3	Stanford	24-3	6
4	Utah	22-2	7
5	LSU	23-1	3
6	Connecticut	22-4	4
7	Iowa	20-5	5
8	Maryland	21-5	8
9	Duke	22-3	9
10	Notre Dame	20-4	10
11	Virginia Tech	20-4	11
12	Michigan	20-5	12
13	Ohio State	21-4	13
14	Villanova	22-4	15
15	Oklahoma	20-4	16
16	UCLA	20-6	18
17	Texas	20-6	20
18	Arizona	19-6	17
19	North Carolina	18-7	14
20	Gonzaga	23-3	23
21	Colorado	20-5	25
22	Iowa State	15-7	21
23	UNLV	24-2	NR
24	Florida State	20-7	19
25	Southern California	19-6	NR

Also receiving votes: Illinois, NC State, Middle Tennessee, South Florida, Oklahoma State, Creighton, Louisville, Rhode Island, Florida Gulf Coast, Marquette, Cleveland State, South Dakota State, Tennessee.

USA TODAY Coaches' Top 25

(Week 15: Feb. 14)

Rk	Team	Record	Prev
1	South Carolina (32)	25-0	1
2	Indiana	24-1	3
3	Stanford	24-3	5
4	LSU	23-1	2
5	Utah	22-2	7
6	Connecticut	22-4	4
7	Iowa	20-5	6
8	Maryland	21-5	8
9	Virginia Tech	20-4	9
10	Notre Dame	20-4	10
11	Duke	22-3	11
12	Oklahoma	20-4	13
13	Michigan	20-5	14
14	Ohio State	21-5	12
15	Villanova	22-4	18
16	UCLA	20-6	17
17	North Carolina	18-7	16
18	Arizona	19-6	15
19	Gonzaga	13-3	22
20	Iowa State	16-7	19
21	Colorado	21-5	25
22	Texas	20-7	23
23	South Florida	22-5	21
24	NC State	17-8	20
25t	Florida Gulf Coast	24-3	NR
25t	UNLV	24-2	NR

Also receiving votes: Southern California, Illinois, Florida State, Rhode Island, Ole Miss, Massachusetts, Oregon, South Dakota State, Alabama, Middle Tennessee, Oklahoma State, Baylor, Purdue, Louisville.

injuries but returned to the bench vs. Alabama and to the starting lineup at LSU.

» Redshirt sophomore Romi Levy recorded double-doubles against both Alabama State and Little Rock. Against Little Rock, she had career-highs in points (18) and rebounds (13) for her second career double-double.

» Sophomore Mar'Shaun Bostic has been a defensive spark off the bench, averaging 1.3 steals in SEC play. She scored a career-high 11 points in the win over Ole Miss.

» Senior Sania Wells has had three big games in SEC play, scoring a season-high 16 points in the win at Kentucky along with 13 against both South Carolina and Alabama. She was the SEC's leading free-throw shooter last year at 90.5% (76-84) and is currently 4th all-time at Auburn in career free-throw percentage. She averages 6.9 points off the bench and is Auburn's fourth-leading scorer in SEC play.

» Freshman point guard Sydney Shaw leads the Tigers with 2.4 assists/game despite moving to the 2-guard spot once league play began. She scored a career-high 15 points and matched a season-best with 6 assists in the win over Louisiana-Lafayette, and she scored at least 14 points in 3 of the last 4 non-conference games. She matched that career-high with 15 points against South Carolina on Feb. 9. Shaw is Auburn's third-leading scorer with 7.8 points/game.

» Auburn's newcomers have all made an immediate impact with three freshmen - Kaitlyn Duhon, Shaw and Kharyssa Richardson - starting each of the first six games. Duhon scored 17 points in the win over South Alabama. Richardson had a career night with 15 points and 16 rebounds in a win over Florida. Junior Jakayla Johnson has earned 14 starts, scoring 8+ points in four of those and posting a career-high 6 assists at Kentucky.

IT'S A BLOCK PARTY

» Auburn has recorded 121 blocked shots through 24 games (5.0/game), which ranks 13th in the nation and third in the SEC. That number is the most in a season for Auburn since 2014-15, when the Tigers blocked 132 shots in 31 games.

SCORING IN BUNCHES

» Auburn has scored at least 70 points in 13 games, topped the 80-point mark six times and scored 90-plus twice. The Tigers are 12-1 when scoring 70+ this season and 19-2 under Johnnie Harris.

» Auburn scored a season-high in a 91-37 win over Samford; it tied the highest scoring output of the Harris era (also scored 91 points against Charleston Southern in 2021-22). The Tigers' 54-point margin of victory that day was their largest since a 65-point win over Sam Houston State (119-54) in 2008.

» With 32 points in the third quarter vs. North Carolina A&T, and 31 in the second period against Samford, Auburn had its first two 30-point quarters since the 2019-20 season.

AUBURN HONOR ROLL

» **Aicha Coulibaly** - Preseason All-SEC Second Team

» **Sydney Shaw** - SEC Freshman of the Week (12/28)

» **Kharyssa Richardson** - SEC Freshman of the Week (1/31)

5 + 23 = 31 (THIS MAKES SENSE, WE PROMISE)

» Auburn has had two players score 31 points in a game this year. Honesty Scott-Grayson (#23) scored a career-high 31 in a win over North Carolina A&T on Dec. 15, then Aicha Coulibaly (#5) equaled that 31-point performance with her own career-high in a thrilling overtime victory over Ole Miss on Jan. 22.

» It's the first time Auburn has had two 30-point games in the same season since Katie Frerking did it twice during the 2016-17 season, scoring 30 points at Louisiana Tech and 32 at Texas A&M.

LAST 10 AUBURN 30-POINT GAMES

Date	Player	Opponent	Points
1/22/23	Aicha Coulibaly	Ole Miss	31
12/15/22	Honesty Scott-Grayson	N.C. A&T	31
2/7/21	Honesty Scott-Grayson	Missouri	30
12/7/19	Unique Thompson	at TCU	31
2/5/17	Katie Frerking	at Texas A&M	32
12/14/16	Katie Frerking	at LA Tech	30
3/1/15	Brandy Montgomery	Alabama	30
11/17/14	Tra'Cee Tanner	Grambling	31
3/3/13	Blanche Alverson	Miss. State	32
3/6/09	DeWanna Bonner	vs Ole Miss	32

SEEING DOUBLE

» Junior Aicha Coulibaly recorded the Tigers' first double-double of the season with 24 points and 10 rebounds in the season-opener vs. Sam Houston. It was the sixth of Coulibaly's career.

» Redshirt sophomore Romi Levy made the most of her second appearance of the season, scoring a career-high 16 points along with 11 rebounds in Auburn's win over Alabama State on Nov. 20 for the first double-double of her career.

» Levy picked up her second double-double of the season and of her career with 18 points and 13 rebounds - both career-highs - in Auburn's win over Little Rock Nov. 30.

» Coulibaly grabbed her second double-double of the year and seventh of her career with 17 points and 12 rebounds in the Tigers' win over UCF Dec. 3.

» Coulibaly and Kharyssa Richardson both had double-doubles in the win over Florida on Jan. 30. Richardson recorded career-highs with 15 points and 16 rebounds, and Coulibaly earned her third double-double of the season with 14 points and 11 rebounds.

33=15+16 (MORE BAD MATH)

» With 15 points and 16 rebounds in the win over Florida, Kharyssa Richardson provided Auburn's first 15-15 game since Unique Thompson did it nine times in her record-breaking career from 2017-21.

» Richardson became the 16th Auburn player in history to record a 15-15 game. She's also the first freshman to accomplish the feat since Loretta Freeman had 16 points and 20 rebounds vs. Tuskegee on Jan. 27, 1990.

» Richardson is just the sixth different Auburn player to record a 15-point, 15-rebound game in SEC play in the last 30 years:

LAST TEN 15-PT/15-REB GAMES IN SEC PLAY

Date	Player	Opponent	Pts/Reb
1/30/23	Kharyssa Richardson	Florida	15/16
2/25/21	Unique Thompson	Arkansas	22/18
1/31/21	Unique Thompson	Arkansas	18/19
2/4/07	DeWanna Bonner	Miss. State	19/15
1/18/07	DeWanna Bonner	Florida	21/15

1/22/04	Le'Coe Willingham	Alabama	17/17
1/27/96	Monique Morehouse	LSU	15/18
2/4/95	Monique Morehouse	LSU	17/20
2/21/93	Lauretta Freeman	Alabama	30/21
2/14/93	Lauretta Freeman	Florida	24/20

CUTTING IT CLOSE...

» Auburn has won two one-point games in 2022-23, the first time for that to happen in the same season since the 2018-19 season. The Tigers defeated Ole Miss 77-76 in OT at home on Jan. 22. They also defeated Colorado State 74-73 in Las Vegas Nov. 26.

» Auburn is 5-2 in its last seven one-point games:

Date	Opponent	Location	Result
1/22/23	Ole Miss	Auburn (OT)	W 77-76
11/26/22	vs. Colorado St.	Las Vegas	W 74-73
3/1/20	Tennessee	Auburn	L 55-56
12/1/19	vs. Drake	Estero, Fla.	L 82-83
3/7/19	vs. Alabama	Greenville	W 53-52
2/3/19	Georgia	Auburn (OT)	W 59-58
11/23/16	vs. Marist	Savannah	W 52-51

DEFENSE CREATING OFFENSE

» Auburn forced Sam Houston into 33 turnovers in the season opener Nov. 8, turning those into 31 points. The 33 turnovers were the most by an Auburn opponent since the 2017-18 season when ULM had 35.

» It was another turnover feast against Samford when the Tigers forced 36, the most since the 2016 season-opener when Troy had 38. Auburn turned those 36 turnovers into a season-high 50 points.

» Auburn's best night in SEC play came at Kentucky when the Tigers turned 20 UK turnovers into 32 points.

» Auburn is 32-0 all-time when forcing 30 or more turnovers in a game.

» The Tigers have forced 20 or more turnovers in 10 games this year; Auburn is 9-1 in those games.

WORKING OVERTIME

» Auburn is 23-22 all-time in overtime games. The Tigers' last OT game was a 77-76 home win over Ole Miss on Jan. 22, 2023.

LAST 10 OVERTIME GAMES

Date	Opponent	Location	Result
1/22/23	Ole Miss	Auburn	W 77-76
1/6/22	at Missouri	Columbia	L 63-72
2/20/20	Mississippi State	Auburn	L 85-92
11/30/19	Dayton	Estero, Fla.	W 76-74
2/3/19	Georgia	Auburn	W 59-58
12/20/18	North Carolina	Myrtle Beach	W 86-81
2/20/17	Alabama	Auburn	L 61-63
12/18/16	Virginia Tech	Auburn	L 87-92
1/24/16	Arkansas	Auburn	W 71-60
12/13/15	at Marquette	Milwaukee	L 69-70

ON THIS DATE

» Auburn is 4-7 all-time on Feb. 16. The Tigers' last game on this date was a 65-60 win over LSU in 2020.

TIGERS IN THE PROS

» DeWanna Bonner, a 2009 Auburn graduate, completed her 13th season in the WNBA in 2022, her third with the Connecticut Sun. A four-time WNBA All-Star, Bonner helped lead the Sun to the WNBA finals, where they fell to the Las Vegas Aces. She is currently playing for CBK Mersin Yanisehir in

Turkey.

» Former Tiger Charlene Thomas-Swinson, who played at Auburn from 1984-87, was an assistant coach for the Las Vegas Aces, who won the 2022 WNBA title. Joining her in the WNBA coaching ranks is former All-SEC performer Le'Coe Willingham, who completed her second season as an assistant for the Dallas Wings.

» Unique Thompson, a 2021 graduate, averaged 29.7 points and 15.1 rebounds for the Albury-Wodonga Bandits of Australia's NBL1 over the summer. She is currently playing for Nadezhda Orenburg in Russia. Thompson was the No. 19 pick in the 2021 WNBA Draft by the Indiana Fever, and she signed a training camp contract with the Dallas Wings in 2022, but has not played in a WNBA regular-season game.

ROLLING WITH COACH D

» With three players and head coach Johnnie Harris unavailable for the Tigers' game Nov. 10 vs. South Alabama due to illness, associate head coach Damitria Buchanan assumed the role of acting head coach. She also was called upon to fill in as Harris was ill again Nov. 30 as the Tigers played Little Rock. With the two wins, she remains undefeated as a head coach - her 7th grade team at A&M Consolidated Middle School in College Station, Texas, won every game they played during the 2010-11 season, right after she graduated from Texas A&M.

STARTING ON DAY ONE

» Three true freshmen were in the starting lineup on opening night against Sam Houston. It is believed to be the first time for three true freshmen to start their first game as an Auburn Tiger.

» Kaitlyn Duhon, Kharyssa Richardson and Sydney Shaw were in the starting lineup for their first game on the Plains. With 16 minutes off the bench for freshman Mya Pratcher, freshmen combined for 31 points in the season-opening win over Sam Houston. True freshmen starting opening night since 2005:

Year	Freshman Starter	Opponent	Stats
2022	Kaitlyn Duhon	Sam Houston	9 pts, 8 reb
2022	Kharyssa Richardson	Sam Houston	5 pts, 7 reb
2022	Sydney Shaw	Sam Houston	12 pts, 3 ast
2020	Aicha Coulibaly	USC Upstate	4 pts, 6 reb
2019	Annie Hughes	Wofford	10 pts, 4 ast
2017	Unique Thompson	@Va. Tech	9 pts, 16 reb
2013	Katie Frerking	Ga. Southern	8 pts, 3 reb
2011	Hasina Muhammad	@Mercer	12 pts, 2 reb
2008	Morgan Jennings	@Ala. A&M	4 pts, 4 reb
2005	Sherell Hobbs	UT Pan-Am.	6 pts, 5 reb
2005	DeWanna Bonner	UT Pan-Am.	19 pts, 4 reb

WELCOME TO THE FAMILY

» Auburn signed two highly-rated post players in the early signing period in November. The Tigers will welcome Timya Thurman (6-4, Linden, Ala.) and Savannah Scott (6-5, Conway, Ark.) to the Plains for the 2023-24 school year.

IT DIDN'T COUNT, BUT...

» The Tigers earned an 81-59 win over Tuskegee in an exhibition game at Neville Arena on Nov. 3. Honesty Scott-Grayson led three players in double figures with 17 points; Aicha Coulibaly had a double-double with 16 points and 12 rebounds.

Auburn in the SEC & NCAA Stats

(Thru games of 2/13/23)

Category	Value	SEC	NCAA
Scoring Offense	67.2	11th	146th
Scoring Defense	65.9	10th	226th
Scoring Margin	+1.4	11th	171st
Free Throw Pct.	.680	10th	258th
Field Goal Pct.	.395	13th	220th
Field Goal Pct. Def.	.398	11th	165th
3-pt FG Pct.	.312	7th	169th
3-pt FG Pct. Def.	.306	9th	164th
Rebounds	36.4	10th	192nd
Rebound Margin	-3.8	13th	278th
Blocks	5.0	3rd	14th
Assists	11.5	13th	262nd
Steals	9.5	5th	54th
Turnover Margin	+3.5	4th	51st
Turnovers Forced	19.0	3rd	41st
Assist/Turnover	0.7	12th	230th

INDIVIDUALS (All Games)

Scoring

Aicha Coulibaly	16.3	7th	103rd
-----------------	------	-----	-------

Rebounds

Aicha Coulibaly	6.4	15th	--
-----------------	-----	------	----

Field Goal Pct.

Aicha Coulibaly	.408	13th	210th
-----------------	------	------	-------

Free Throw Percentage

Aicha Coulibaly	.682	13th	--
-----------------	------	------	----

Steals

Aicha Coulibaly	2.3	3rd	54th
Honesty Scott-Grayson	1.9	10th	181st

Offensive Rebounds

Kharyssa Richardson	2.2	14th	--
---------------------	-----	------	----

Defensive Rebounds

Aicha Coulibaly	4.3	13th	--
-----------------	-----	------	----

NCAA NET Report (AU & Opponents)

(as of 2/10/23)

Rk	Team	Record	AU Result
1	South Carolina	25-0	L/L
3	LSU	23-1	L
5	Indiana	24-1	L
18	Tennessee	18-9	--
22	Alabama	19-6	L/L
28	Ole Miss	20-5	L/W
35	Mississippi State	18-7	L
38	Arkansas	19-8	L
44	Georgia	17-9	--
58	Missouri	15-10	L
75	Georgia Tech	12-13	L
80	Colorado State	15-8	W
82	Kentucky	10-14	W
83	AUBURN	13-11	
92	Florida	14-11	W
103	Vanderbilt	11-15	--
111	Texas AGM	6-16	--
152	UCF	11-11	W
164	Louisiana-Lafayette	12-11	W
197	Little Rock	16-9	W
198	Sam Houston	9-11	W
222	North Carolina A&T	12-9	W
247	Samford	10-13	W
309	Alabama State	11-12	W
335	South Alabama	5-19	W
344	North Florida	4-17	W

Auburn Career Free-Throw Pct. (min 150 att.)

No.	Player	Years	Pct. (FT-FTA)
1.	Carolyn Jones	1988-91	.810 (438-541)
2.	Kristen Mulligan	1992-96	.796 (191-240)
3.	DeWanna Bonner	2005-09	.795 (600-777)
4.	Sania Wells	2019-pres.	.793 (134-169)
5.	Laticia Morris	1995-97	.787 (233-296)
6.	Whitney Boddie	2005-09	.777 (219-282)
7.	Linda Godby	1986-90	.774 (185-239)
8.	Janiah McKay	2015-19	.768 (443-577)
9.	Brenda Hill	1982-83	.76752 (208-271)
10.	Helene Baroody	1983-87	.76732 (155-202)

Auburn Career 3-Point FG Pct. (min 100 att.)

No.	Player	Years	Pct. (FT-FTA)
1.	Carolyn Jones	1988-91	.415 (103-248)
2.	Kristen Mulligan	1992-96	.403 (149-370)
3.	Suzette Sargeant	1990-92	.388 (57-147)
4.	Lynn Stevenson	1986-91	.376 (83-221)
5.	LaRita Spencer	1999-2001	.364 (59-162)
6.	Louise Ermeagi	2002-05	.359 (184-520)
7.	Tiffany Krantz	1996-2000	.354 (184-520)
8.	Blanche Alverson	2009-13	.345 (213-618)
9.	Alli Smalley	2007-11	.344 (219-637)
10.	Joanna Clayden	2005-07	.337 (62-184)
--	Honesty Scott-Grayson	2020-pres.	.321 (71-221)

Auburn Career Scoring Average

No.	Player	Years	FG%
1.	Marianne Merritt	1975-79	20.4
2.	Carolyn Jones	1988-91	18.3
3.	Becky Jackson	1980-84	17.8
4.	DeWanna Bonner	2005-09	17.2
5.	Vickie Orr	1985-89	15.5
6.	Conswella Sparrow	1997-2000	14.5
7.	Unique Thompson	2017-21	14.1
8.	Natasha Brackett	2001-05	14.0
9.	C.C. Hayden	1989-92	13.6
10.	Honesty Scott-Grayson	2020-pres.	13.3

THIS, THAT AND THE OTHER

» Redshirt senior Honesty Scott-Grayson graduated from Auburn in December 2022. She is the Tigers' lone player to wear the SEC Graduate patch this season.

» Scott-Grayson is also part of the SEC Women's Basketball Leadership Council.

» Auburn women's basketball was featured on the Feb. 6 episode of "SEC Inside," whose film crew was in town to document the Tigers' preparation for the Jan. 22 game against Ole Miss.

THE COACH J SHOW

» The Coach J Show is a weekly radio show focusing on Auburn women's basketball that airs every Monday during SEC play. The show originates from Baumhower's Victory Grille on Bent Creek Road in Auburn and can be heard on WQSI 93.9 FM, online at AuburnTigers.com and on the Auburn Athletics app. Select shows can also be seen on Facebook Live.

Auburn Career Scoring

No.	Player	Years	Points
1.	DeWanna Bonner	2005-09	2,162
2.	Becky Jackson	1980-84	2,068
3.	Vickie Orr	1985-89	2,035
4.	Marianne Merritt	1975-79	1,979
5.	Carolyn Jones	1988-91	1,831
6.	Natasha Brackett	2001-05	1,716
7.	Janiah McKay	2015-19	1,647
8.	Brandy Montgomery	2013-17	1,644
9.	Mae Ola Bolton	1984-88	1,616
10.	Alli Smalley	2007-11	1,601
11.	Angie Hannah	1978-82	1,583
12.	Unique Thompson	2017-21	1,540
13.	Tyrese Tanner	2010-14	1,515
14.	Le'Coie Willingham	1999-03	1,475
15.	Lori Monroe	1979-83	1,415
16.	Tasha Hamilton	1997-01	1,402
17.	Sherell Hobbs	2005-09	1,372
18.	Linda Godby	1986-90	1,365
19.	Tra'Ce'e Tanner	2012-16	1,327
20.	Debra Larkin	1981-85	1,310
21.	C.C. Hayden	1989-92	1,306
22.	Katie Frerking	2013-17	1,271
23.	Conswella Sparrow	1997-00	1,249
24.	Blanche Alverson	2009-13	1,244
25.	Brenda Hill	1981-85	1,222
26.	Daisa Alexander	2016-20	1,215
27.	Monique Morehouse	1992-96	1,191
28.	Lauretta Freeman	1989-93	1,188
29.	Hasina Muhammad	2001-15	1,184
	Sharon Stewart	1984-88	1,184
31.	Ruthie Bolton	1985-89	1,176
32.	Tiffany Krantz	1996-2000	1,136
33.	Samantha Williams	1992-96	1,106
34.	KeKe Carrier	2005-10	1,017
35.	Helene Baroody	1983-87	1,011
--	Honesty Scott-Grayson	2020-pres.	974
--	Aicha Coulibaly	2020-pres.	890

TIGERS' RECORD WHEN...

	2022-23	Harris Era
At Home.....	11-5	19-12
On the Road	1-5	3-15
At a Neutral Site	1-1	1-2
When wearing white.....	11-6	19-13
When wearing orange	0-0	0-0
When wearing blue "Auburn"	0-3	2-13
When wearing blue "Tigers".....	2-2	2-2
When wearing pink	0-0	0-1
Leading at the half	12-0	21-4
Trailing at the half.....	1-11	2-25
Tied at the half.....	0-0	0-0
Scores 100+ points.....	0-0	0-0
Scores 90-99 points	2-0	3-0
Scores 80-89 points	3-1	4-1
Scores 70-79 points	7-0	12-1
Scores 60-69 points	1-0	3-9
Scores fewer than 60 points	0-10	1-18
Holds opponent to 41-50 points	5-0	7-0
Holds opponent to 31-40 points.....	1-0	1-0
Holds opponent to under 30 points.....	0-0	0-0
Force 25 or more turnovers.....	3-0	4-0
Shoots 50% FG or better	4-0	6-0
Shoots 40-49% FG	5-1	11-8
Shoots 39.9% or under FG.....	3-10	5-21
Holds opponent under 30% FG	5-0	7-0
Shoots higher FG% than opponent	12-1	20-4
Shoots lower FG% than opponent.....	1-10	3-25
Shoots same FG% as opponent.....	0-0	0-0
Shoots higher FT% than opponent.....	9-4	13-9
Shoots lower FT% than opponent.....	4-7	9-20
Shoots same FT% as opponent	0-0	1-0
Out-rebounds opponent	5-1	11-6
Out-rebounded by opponent.....	7-1	11-21
Tied in rebounds	1-0	1-2
Versus ranked opponent	0-4	3-7
In overtime	1-0	1-1
Games decided by 3 points or less	3-1	3-4
Games decided by 4-5 points	0-0	1-2
Games decided by 6-10 points.....	1-2	6-7
Games decided by 11-20 points	3-2	4-7
Games decided by 21-30 points.....	2-1	4-3
Games decided by 30+ points.....	4-5	5-6
In November.....	5-2	9-5
In December	5-1	9-1
In January	3-5	4-13
In February.....	0-3	1-9
In March	0-0	0-1

2022-23 Auburn Superlatives...

First Half

Most points scored in the first quarter.....	23 vs. Indiana (11/25/22)
Most points scored in the second quarter.....	31 vs. Samford (12/18/22)
Most points scored in the first half	47 vs. Sam Houston (11/8/22) & vs. Samford (12/18/22)
Fewest points scored in the first half	18 at Mississippi State (1/19/23)
Fewest points allowed in the first half.....	11 vs. Samford (12/18/22)
Most points allowed in the first half	52 at South Carolina (1/5/23)
Best FG % in the first half563 vs. Samford (12/18/22)
Worst FG % in the first half226 at Mississippi State (1/19/23)
Best FG % by an opponent in the first half.....	.667 at South Carolina (1/5/23)
Worst FG % by an opponent in the first half.....	.185 vs. Samford (12/18/22)
Most rebounds in the first half	30 vs. Florida (1/30/23)
Fewest rebounds in the first half.....	11 vs. South Carolina (2/9/23)
Most rebounds by an opponent in the first half	28 vs. Little Rock (11/30/22)
Fewest rebounds by an opponent in the first half	13 vs. Georgia Tech (11/16/22) & Colorado State (11/26/22)

Second Half

Most points scored in the third quarter.....	32 vs. North Carolina A&T (12/15/22)
Most points scored in the fourth quarter.....	28 vs. Alabama State (11/20/22)
Most points scored in an overtime period.....	7 vs. Ole Miss (1/22/23)
Most points scored in the second half	46 vs. Alabama State (11/20/22) & vs. North Carolina A&T (12/15/22)
Fewest points scored in the second half.....	22 at South Carolina (1/5/23)
Fewest points allowed in the second half.....	19 vs. UL-Lafayette (12/11/22)
Most points allowed in the second half	46 at Mississippi State (1/19/23)
Best FG % in the second half714 vs. UL-Lafayette (12/11/22)
Worst FG % in the second half229 at Ole Miss (12/29/22)
Best FG % by an opponent in the second half.....	.593 at South Carolina (1/5/23)
Worst FG % by an opponent in the second half.....	.179 vs. Arkansas (2/5/23)
Most rebounds in the second half	27 vs. Georgia Tech (11/16/22)
Fewest rebounds in the second half.....	7 at Mississippi State (1/19/23)
Most rebounds by an opponent in the second half.....	34 at Ole Miss (12/29/22)
Fewest rebounds by an opponent in the second half	12 vs. Indiana (11/25/22) & vs. UL-Lafayette (12/11/22)

Game

Most points scored	91 vs. Samford (12/18/22)
Fewest points scored	42 at South Carolina (1/5/23)
Most points allowed	96 vs. Indiana (11/25/22)
Fewest points allowed.....	37 vs. Samford (12/18/22)
Best FG %.....	.563 vs. UL-Lafayette (12/11/22)
Worst FG %250 at Ole Miss (12/29/22)
Best FG % by an opponent.....	.632 at South Carolina (1/5/23)
Worst FG % by an opponent224 vs. UCF (12/3/22)
Most rebounds	52 vs. Florida (1/30/23)
Fewest rebounds	25 at South Carolina (1/5/23)
Most rebounds by an opponent.....	53 at Ole Miss (12/29/22)
Fewest rebounds by an opponent	25 vs. Colorado State (11/26/22)

Miscellaneous

Highest-scoring quarter.....	32, 3Q vs. North Carolina A&T (12/15/22)
Lowest-scoring quarter	5, three times, last: 1Q vs. Arkansas (2/5/23)
Highest-scoring opponent quarter	28, 4Q vs. Indiana (11/25/22)
Lowest-scoring opponent quarter	2, 2Q vs. Florida (1/30/23)
Largest margin in a single quarter	+26 (31-5), 2Q vs. Samford (12/18/22)
Largest margin of victory.....	54 vs. Samford (12/18/22)
Smallest margin of victory	1 vs. Colorado State (11/26/22) & vs. Ole Miss (1/22/23)
Largest margin of defeat.....	52 at South Carolina (1/5/23)
Smallest margin of defeat	3 vs. Arkansas (2/5/23)
Largest halftime lead	36 vs. Samford (12/18/22)
Smallest halftime lead	3 vs. Colorado State (11/26/22) & at Kentucky (1/26/23)
Times tied at halftime.....	
Largest halftime deficit.....	32 at South Carolina (1/5/23)
Smallest halftime deficit	1 vs. Missouri (1/1/23)
Largest rebounding margin	+18 vs. UCF (12/3/22)
Smallest rebounding margin.....	+6 vs. Colorado State (11/26/22)
Last time tied in rebounding.....	1 - 35-35 vs. Samford (12/18/22)
Largest rebounding deficit	-24 vs. South Carolina (2/9/23)
Smallest rebounding deficit.....	-1 vs. Indiana (11/25/22)
Largest deficit overcome to win game	14 vs. Ole Miss (1/22/23)
Largest lead lost.....	3 vs. Georgia Tech (11/16/22), Missouri (1/1/23), Mississippi State (1/19/23)

MISCELLANEOUS STATISTICS

Double-Doubles	Season	Career
Aicha Coulibaly	4	9
Romi Levy	2	2
Kharyssa Richardson	1	1
Honesty Scott-Grayson	0	3
Precious Johnson	0	1

30+ Point Games	Season	Career
Aicha Coulibaly	1	1
Honesty Scott-Grayson	1	2

20+ Point Games	Season	Career
Aicha Coulibaly	6	15
Honesty Scott-Grayson	4	13
Sania Wells	0	1

10+ Rebound Games	Season	Career
Aicha Coulibaly	4	9
Romi Levy	2	4
Kharyssa Richardson	1	1
Mya Pratcher	1	1
Honesty Scott-Grayson	0	3
Precious Johnson	0	1

10+ Assist Games	Season	Career
Honesty Scott-Grayson	2	6
Aicha Coulibaly	2	4
Romi Levy	1	3

5+ Steal Games	Season	Career
Honesty Scott-Grayson	2	6
Aicha Coulibaly	2	4
Romi Levy	1	3

5+ Block Games	Season	Career
Honesty Scott-Grayson	2	6
Aicha Coulibaly	2	4
Romi Levy	1	3

GAMES LED AUBURN IN...

Scoring	Season	Career
Aicha Coulibaly	12	30
Honesty Scott-Grayson	9	26
Sydney Shaw	2	2
Sania Wells	1	4
Precious Johnson	1	2
Kharyssa Richardson	1	1

Rebounding	Season	Career
Aicha Coulibaly	5	20
Kharyssa Richardson	5	5
Kaitlyn Duhon	4	4
Romi Levy	3	40
Honesty Scott-Grayson	3	15
Sania Wells	1	2
Mya Pratcher	1	1
Sydney Shaw	1	1
Oyindamola Akinbolawa	1	1
Precious Johnson	0	3

Assists	Season	Career
Sydney Shaw	9	9
Aicha Coulibaly	7	12
Honesty Scott-Grayson	5	18
Mar'Shaun Bostic	3	12
Jakayla Johnson	3	3
Romi Levy	2	6
Kaitlyn Duhon	1	1
Sania Wells	0	12
Carsen McFadden	0	1

(includes games where lead was shared)

2022-23 DOUBLE-DOUBLES

Aicha Coulibaly - 24 pts, 10 reb vs. Sam Houston
Romi Levy - 16 pts, 11 reb vs. Alabama State
Romi Levy - 18 pts, 13 reb vs. Little Rock
Aicha Coulibaly - 17 pts, 12 reb vs. UCF
Kharyssa Richardson - 15 pts, 16 reb vs. Florida
Aicha Coulibaly - 14 pts, 11 reb vs. Florida

Last Time an Auburn Team...

Scored 90 points	Auburn 91, Samford 37, in Auburn, Ala. (Dec. 18, 2022)
Scored 90 points in an SEC game	Auburn 95, Missouri 82, in Columbia, Mo. (Feb. 27, 2020)
Scored 100 points	Auburn 119, Sam Houston State 54, in Auburn, Ala. (Dec. 5, 2008)
Scored 100 points against an SEC opponent	Auburn 102, Tennessee 96, SEC Tournament in Albany, Ga. (Mar. 6, 1987)
Scored 100 points in an SEC regular-season game	Auburn 111, Vanderbilt 67, in Auburn, Ala. (Feb. 18, 1987)
Scored 100 points at home	Auburn 119, Sam Houston State 54, in Auburn, Ala. (Dec. 5, 2008)
Scored 100 points in a true road game	Auburn 103, Mercer 29, in Macon, Ga. (Feb. 23, 1987)
Scored 110+ points	Auburn 119, Sam Houston State 54, in Auburn, Ala. (Dec. 5, 2008)
Scored 80 points and lost	Indiana 96, Auburn 81, in Las Vegas, Nev. (Nov. 25, 2022)
Scored 90 points and lost	Kentucky 91, Auburn 90 [2OT], in Auburn, Ala. (Feb. 2, 1986)
Scored 100 points and lost	Never
Scored 50-59 points in a half	51 (1st half) vs. Charleston Southern in Auburn, Ala. (Nov. 26, 2021)
Scored 60 or more points in a half	62 (2nd half) vs. Drake in New Orleans, La. (Dec. 21, 2016)
Scored 30 or more points in a quarter	31 (2nd quarter) - vs. Samford in Auburn, Ala. (Dec. 18, 2022)
Scored 50 points or less in a game	Alabama 69, Auburn 46, in Tuscaloosa, Ala. (Feb. 12, 2023)
Scored 50 points or less and won	Auburn 47, Missouri 45 [SEC] in Jacksonville, Fla. (March 3, 2016)
Scored 40 points or less in a game	South Carolina 75, Auburn 38, in Columbia, S.C. (Feb. 17, 2022)
Scored less than 10 points in a quarter	8 points (1st quarter) at Alabama in Tuscaloosa, Ala. (Feb. 12, 2023)
Scored less than 20 points in a 1st half	19 points vs. Arkansas in Auburn, Ala. (Feb. 5, 2023)
Scored less than 20 points in a 2nd half	17 points at South Carolina in Columbia, S.C. (Feb. 17, 2022)
Had 35+ rebound margin	36 - (52-16) vs. Alabama A&M in Normal, Ala. (Nov. 19, 2013)
Had 25+ rebound margin	33 - (53-26) vs. Grambling State in Auburn, Ala. (Nov. 6, 2018)
Had 20+ rebound margin	20 (51-31) vs. Alabama State in Auburn, Ala. (Nov. 16, 2021)
Attempted 30 free throws	30 - vs. Grambling in Auburn, Ala. (Dec. 18, 2021)
Attempted 35 free throws	35 - vs. Charleston Southern in Auburn, Ala. (Nov. 26, 2021)
Attempted 40 free throws	41 - vs. Alabama State in Auburn, Ala. (Nov. 15, 2006)
Attempted 5 free throws or less	3 - at Texas A&M in College Station, Texas (Feb. 23, 2020)
Did not attempt a free throw	Never
Made 20-24 free throws	21 - vs. Ole Miss in Auburn, Ala. (Jan. 22, 2023)
Made 25+ free throws	26 - vs. Charleston Southern in Auburn, Ala. (Nov. 26, 2021)
Made 30 free throws	31 - vs. Northwestern State (31-43) (Dec. 30, 2003)
Had 25 assists	25 - vs. Ole Miss in Auburn, Ala. (Jan. 8, 2017)
Had 25 turnovers	27 - vs. Georgia in Auburn, Ala. (Jan. 3, 2021)
Had 10 turnovers or less	9 - vs. Little Rock in Auburn, Ala. (Nov. 30, 2022)
Had 25+ steals	Never
Had 20-24 steals	24 - vs. Samford in Auburn, Ala. (Dec. 18, 2022)
Had 15-19 steals	15 - vs. North Florida in Auburn, Ala. (Dec. 20, 2022)
Had 10-14 blocks	10 - vs. Louisiana Tech in Auburn, Ala. (Nov. 19, 2017)
Had 15+ blocks	15 - at Florida International in Miami, Fla. (Dec. 29, 2014)
Won an overtime game	Auburn 77, Ole Miss 76 [1OT] in Auburn, Ala. (Jan. 22, 2023)
Lost an overtime game	Missouri 72, Auburn 63 [1OT] in Columbia, Mo. (Jan. 6, 2022)
Played a double overtime game	Auburn 70, Alabama 65 [2OT] in Auburn, Ala. (Feb. 27, 2014)
Played three or more overtimes	Never
Shot 70% for a half	71.4% (15-of-21), 2nd half vs. UL-Lafayette in Auburn, Ala. (Dec. 11, 2022)
Shot 60% for a game	60.4% (29-of-48) vs. Oklahoma State in Auburn, Ala. (Dec. 5, 2021)
Shot less than 30% for a game	27.4% (17-of-62) at Alabama in Tuscaloosa, Ala. (Feb. 12, 2023)
Shot 90-99.9% from the free throw line (min. 10 attempts)	90.5% (19-of-21) at Arkansas in Fayetteville, Ark. (Jan. 31, 2021)
Shot 100% from the free throw line (min. 10 attempts)	100% (16-of-16) vs. Texas A&M in Auburn, Ala. (Jan. 7, 2018)
Shot 50% on 3-pointers (minimum 5 attempts)	50.0% (6-of-12) vs. North Florida in Auburn, Ala. (Dec. 20, 2022)
Shot 20-30% in a half	23.5% (8-of-34), 2nd half at Alabama in Tuscaloosa, Ala. (Feb. 12, 2023)
Shot less than 20% in a half	19.4% (7-of-36), 1st half vs. South Carolina in Auburn, Ala. (Feb. 4, 2021)
Shot 55% or better and lost	58.1% (25-of-43) vs. Tennessee (Jan. 20, 2005)
Made 10+ 3-point field goals	10-of-20 vs. Samford in Auburn, Ala. (Dec. 18, 2022)
Failed to make a 3-point field goal	0-of-16 at Alabama in Tuscaloosa, Ala. (Feb. 12, 2023)
Had 60+ rebounds	61 - vs. Stephen F. Austin in Auburn, Ala. (Dec. 17, 2007)
Had 50-59 rebounds	52 vs. Florida in Auburn, Ala. (Jan. 30, 2023)
Defeated a Top-25 opponent	Auburn 65, #21 Georgia 60, in Auburn, Ala. (Feb. 20, 2022)
Defeated a Top-10 opponent	Auburn 71, #4 Tennessee 61, in Auburn, Ala. (Jan. 27, 2022)
Defeated a Top-25 opponent on the road	Auburn 59, #18 Georgia Tech 51, in Atlanta, Ga. (Nov. 21, 2021)

Last Time an Auburn Player...

Scored 25-29 points	26 - Aicha Coulibaly vs. Tennessee in Auburn, Ala. (Jan. 27, 2022)
Scored 30-34 points	31 - Aicha Coulibaly vs. Ole Miss in Auburn, Ala. (Jan. 22, 2023)
Scored 35 points	35 - DeWanna Bonner vs. Tennessee in Auburn, Ala. (Jan. 25, 2009)
Scored 40 points	41 - Conswella Sparrow vs. South Alabama (Feb. 17, 1998)
Had 15-19 rebounds	16 - Kharyssa Richardson vs. Florida in Auburn, Ala. (Jan. 30, 2023)
Had 20+ rebounds	23 - Unique Thompson vs. Belmont in Auburn, Ala. (Dec. 20, 2020)
Had 10 assists	10 - Daisa Alexander vs. LSU in Auburn, Ala. (Feb. 16, 2020)
Had 15 assists	18 - Martha Monk vs. Alabama State (Feb. 18, 1981)
Had 5 blocks	6 - Unique Thompson vs. Louisiana Tech in Auburn, Ala. (Nov. 19, 2017)
Had 7 blocks	7 - Jassany Williams vs. Duke (Nov. 18, 2011)
Had 10 blocks	13 - Marita Payne vs. Arkansas (Feb. 3, 2005)
Had 5 steals	5 - Aicha Coulibaly vs. Ole Miss in Auburn, Ala. (Jan. 22, 2023)
Had 8 steals	8 - Brandy Montgomery vs. East Carolina in Auburn, Ala. (Dec. 5, 2015)
Had 10 steals	10 - Kristen Mulligan vs. Northeast Illinois in Auburn, Ala. (Dec. 18, 1992)
Made 10 field goals	12 - Aicha Coulibaly vs. Ole Miss in Auburn, Ala. (Jan. 22, 2023)
Made 15 field goals	15 - Conswella Sparrow (15-16) vs. South Alabama (Feb. 17, 1998)
Attempted 20-24 field goals	20 - Aicha Coulibaly (12-20) vs. Ole Miss in Auburn, Ala. (Jan. 22, 2023)
Attempted 25 field goals	25 - Unique Thompson (7-25) at Georgia in Athens, Ga. (Feb. 11, 2021)
Made 5+ three-point field goals	5 - Annie Hughes vs. Charleston Southern in Auburn, Ala. (Nov. 26, 2021)
Made 8 three-point field goals	8 - Tiffany Krantz vs. Troy State in Auburn, Ala. (Nov. 21, 1997)
Attempted 10 three-point field goals	14 - Lauren Hansen vs. Drake in Estero, Fla. (Dec. 1, 2019)
Attempted 15 three-point field goals	16 - Brandy Montgomery at Marquette in Milwaukee, Wis. (Dec. 13, 2015)
Made 10 free throws	11 - Aicha Coulibaly vs. Charleston Southern in Auburn, Ala. (Nov. 26, 2021)
Made 15 free throws	Never
Shot 100% from the field (min. 5 attempts)	Romi Levy (6-6) vs. North Florida in Auburn, Ala. (Dec. 20, 2022)

SEC PRESEASON POLL (Media Vote)**Order of Finish**

1. South Carolina
2. Tennessee
3. LSU
4. Arkansas
5. Ole Miss
6. Florida
7. Kentucky
8. Mississippi State
9. Georgia
10. Alabama
11. Texas A&M
12. Missouri
13. Auburn
14. Vanderbilt

Player of the Year

Aliyah Boston, South Carolina

All-SEC First Team

Aliyah Boston, South Carolina
 Zia Cooke, South Carolina
 Rickea Jackson, Tennessee
 Jordan Horston, Tennessee
 Tamari Key, Tennessee

Preseason All-SEC Second-Team

Brittany Davis, Alabama
 Alexis Morris, LSU
 Angel Reese, LSU
 Jessika Carter, Mississippi State
 Anastasia Hayes, Mississippi State
 Hayley Frank, Missouri

SEC PRESEASON POLL (Coaches' Vote)**Order of Finish**

1. South Carolina
2. Tennessee
3. LSU
4. Alabama
5. Arkansas
6. Mississippi State
7. Florida
8. Ole Miss
9. Georgia
10. Kentucky
11. Texas A&M
12. Missouri
13. Auburn
14. Vanderbilt

Player of the Year

Aliyah Boston, South Carolina

All-SEC First Team

Brittany Davis, Alabama
 Alexis Morris, LSU
 Angel Reese, LSU
 Anastasia Hayes, Mississippi State
 Aliyah Boston, South Carolina
 Zia Cooke, South Carolina
 Jordan Horston, Tennessee
 Tamari Key, Tennessee

All-SEC Second Team

Makayla Daniels, Arkansas
 Aicha Coulibaly, Auburn
 Diamond Battles, Georgia
 Madison Scott, Ole Miss
 Jessika Carter, Mississippi State
 Hayley Frank, Missouri
 Victoria Saxton, South Carolina
 Rickea Jackson, Tennessee

Shot 100% at the free throw line (min. 10 attempts) 12-12 - Daisa Alexander vs. Mississippi State (Feb. 20, 2020)
Had a double-double..... **Aicha Coulibaly (13 pts/10 reb) at Alabama in Tuscaloosa, Ala. (Feb. 12, 2023)**
 Had 2 consecutive double-doubles..... Aicha Coulibaly: 23/11 vs. Kennesaw, 17/12 at Alabama (Dec. 20, 2021-Jan. 2, 2022)
 Had 3 consecutive double-doubles..... Unique Thompson: 14/14 at Florida, 22/10 vs. Kentucky, 10/10 at Alabama (Jan. 17-24, 2021)
 Had 13 consecutive double-doubles..... Unique Thompson: First vs. BYU; last at Vandy (March 23, 2019-Jan. 2, 2020)
 Had 18 consecutive double-doubles (AU record)..... Laurretta Freeman: First vs. Furman, Last vs. Oral Roberts (Dec. 29, 1992-Feb. 23, 1993)
 Had a double-double at halftime..... Unique Thompson (16 pts/10 rebs) at Iowa State in Ames, Iowa (Nov. 13, 2018)
Two players had a double-double..... **K. Richardson (15 pts/16 reb) & A. Coulibaly (14 pts/11 reb) vs. Florida in Auburn, Ala. (Jan. 30, 2023)**
 Recorded a double-double with points and assists..... Jannah McKay (16 pts/10 assists) vs. Grambling State (Nov. 6, 2018)
 Scored 20 points & had 20 rebounds..... Unique Thompson (20 pts/23 reb) vs. Belmont in Auburn, Ala. (Dec. 20, 2020)
 Had a triple-double..... Whitney Boddie (24 pts./11 rebs./12 ast.) vs. Sam Houston State (Dec. 5, 2008)
Two or more players scored 20 points..... **Coulibaly (22) & Scott-Grayson (22) vs. Indiana in Las Vegas, Nev. (Nov. 25, 2022)**
 Three players scored 20 points..... Benton (23), Howard (22), Alexander (21) at Missouri in Columbia, Mo. (Feb. 27, 2020)
 Two players scored 30 points..... Laticia Morris (33) & Tara Williams (30) vs. South Alabama (Jan. 14, 1997)
 Had 2 straight 25-point games..... Jannah McKay: 27 at South Carolina, 26 vs. Arkansas (Jan. 11-14, 2018)
 Had 3 straight 25-point games..... Jannah McKay: 25 pts vs. Texas A&M, 27 pts at South Carolina, 26 pts vs. Arkansas (Jan. 7-14, 2018)
 Zero players scored in double figures..... at South Carolina in Columbia, S.C. (Feb. 17, 2022)
Only one player scored in double figures..... **Honesty Scott-Grayson (11) vs. Arkansas in Auburn, Ala. (Feb. 5, 2023)**
 Five players scored in double figures..... Thompson (19), Hughes (17), Scott-Grayson (16), Levy (12), Jordan (11) vs. N. Florida (Dec. 17, 2020)
 Six players scored in double figures..... McKay/Benton (16), Primm (15), Thompson (14), Alexander/Jones (13) vs. Grambling (Nov. 6, 2018)
 Seven players scored in double figures..... Carrier (19 pts.), Bonner (18 pts.), Smalley (16 pts.), Boddie (13 pts.)
 R. Hobbs (13 pts.), Hilliard (13 pts.) & S. Hobbs (10 pts.) vs. Sam Houston State (Dec. 5, 2008)
 Two players had 10 rebounds..... Aicha Coulibaly (10) and Precious Johnson (10) at Kentucky in Lexington, Ky. (Feb. 27, 2022)
 Three players had 10 rebounds..... J. Greenleaf (12 rebs.), D. Bonner (12 rebs.) & W. Boddie (10 rebs.) vs. Oakland (Nov. 21, 2007)
 Played every minute..... Honesty Scott-Grayson (40:00) at Alabama in Tuscaloosa, Ala. (Jan. 2, 2022)
 Played 40 or more minutes in OT game..... S. Wells (43:38) & H. Scott-Grayson (43:00) at Missouri in Columbia, Mo. (Jan. 6, 2022)
 Attempted a slam dunk..... Hasina Muhammad vs. St. John's in Auburn, Ala. (Dec. 6, 2013)
 Made a shot from half-court or beyond..... Brooke Moore (end 2nd quarter) vs. Alabama State in Auburn, Ala. (Dec. 29, 2018)
Every Auburn player dressed scored..... **11 players vs. Samford in Auburn, Ala. (Dec. 18, 2022)**

Last Time an Auburn Opponent...

Shot less than 30% in a game (SEC)..... **Arkansas - 26.9% (14-of-52) in Auburn, Ala. (Feb. 5, 2023)**
Shot less than 30% in a game (Non-conf)..... **Samford - 27.3% (15-of-55) in Auburn, Ala. (Dec. 18, 2022)**
Shot 60% or better in a game..... **South Carolina - 63.2% (36-of-57) in Columbia, S.C. (Jan. 5, 2023)**
Scored 90 points..... **South Carolina 94, Auburn 42, in Columbia, S.C. (Jan. 5, 2023)**
 Scored 100 points..... Georgia 102, Auburn 72 in Athens, Ga. (Mar. 3, 1984)
 Scored 100 points at Auburn..... Tuskegee 105, Auburn 98 (2OT) (Feb. 12, 1979)
 Had 25+ rebound margin..... 37 - South Carolina (62-25) in Columbia, S.C. (Feb. 17, 2022)
Had a 20-24 rebound margin..... **24 - South Carolina (50-26) in Auburn, Ala. (Feb. 9, 2023)**
Scored 5 points or less in a quarter..... **2 - Florida (2nd quarter) in Auburn, Ala. (Jan. 30, 2023)**
Scored less than 10 points in a quarter..... **2 - Florida (2nd quarter) in Auburn, Ala. (Jan. 30, 2023)**
 Scored less than 10 points in all four quarters..... Winthrop (9-8-8-8) in Auburn, Ala. (Dec. 16, 2015)
 Scored 30 or more points in a quarter..... 30 - Kentucky (1st quarter) in Lexington, Ky. (Feb. 27, 2022)
 Scored less than 10 points in a half..... 9 - USC Upstate (1st half) in Auburn, Ala. (Nov. 25, 2020)
Scored less than 20 points in a 1st half..... **11 - Samford in Auburn, Ala. (Dec. 18, 2022)**
Scored less than 20 points in a 2nd half..... **19 - UL-Lafayette in Auburn, Ala. (Dec. 11, 2022)**
Had 50 rebounds..... **50 - South Carolina in Auburn, Ala. (Feb. 9, 2023)**
Had 25 assists..... **25 - South Carolina in Columbia, S.C. (Jan. 5, 2023)**
Had 25-29 turnovers..... **27 - North Carolina A&T in Auburn, Ala. (Dec. 15, 2022)**
Had 30-34 turnovers..... **33 - Sam Houston in Auburn, Ala. (Nov. 8, 2022)**
Had 35+ turnovers..... **36 - Samford in Auburn, Ala. (Dec. 18, 2022)**
 Had 15 steals..... 21 - Belmont in Auburn, Ala. (Dec. 20, 2020)
 Had 10 blocks..... 13 - LSU in Auburn, Ala. (Jan. 9, 2022)
Failed to make a 3-point field goal..... **UCF (0-8) in Auburn, Ala. (Dec. 3, 2022)**
Attempted 35 free throws..... **39 - Arkansas in Auburn, Ala. (Feb. 5, 2023)**
 Made 30 free throws..... 30 - Arkansas (Jan. 22, 1995)
 Made 10+ three-point field goals..... 10 - Kentucky in Lexington, Ky. (Feb. 27, 2022)
 Made 15+ three-point field goals..... 15 - Alabama in Auburn, Ala. (Feb. 14, 2021)
Scored 41-50 points in a game..... **49 - North Florida in Auburn, Ala. (Dec. 20, 2022)**
Scored 31-40 points in a game..... **37 - Samford in Auburn, Ala. (Dec. 18, 2022)**
 Scored 30 points or less..... 26 - Georgia in Athens, Ga. (Feb. 22, 2015)
 Scored 25 points or less..... 25 - Puerto Rico-Mayaguez (Dec. 17, 2000)

Last Time an Opposing Player...

Scored 30+ points (non-conference)..... 35 - Ajah Wayne of Old Dominion in Auburn, Ala. (Nov. 14, 2019)
 Scored 30+ points (SEC)..... 32 - Rhyne Howard of Kentucky in Lexington, Ky. (Feb. 27, 2022)
 Scored 35+ points (all games)..... 41 - Jasmine Walker of Alabama in Auburn, Ala. (Feb. 14, 2021)
 Scored 40+ points (all games)..... 41 - Jasmine Walker of Alabama in Auburn, Ala. (Feb. 14, 2021)
 Attempted 25 field goals..... 27 - Jantel Lavender (9-27) of Ohio State (Nov. 23, 2008)
 Scored 20 points & had 20 rebounds..... Young of Baylor in the WNIT Championship Game, (20 pts./25 rebs.) (Apr. 4, 2003)
 Two players scored 20 points..... Rhyne Howard (32) and Dre'una Edwards (25) of Kentucky in Lexington, Ky. (Feb. 27, 2022)
 Three players scored 20 points..... by LSU in Baton Rouge, Chatman (22 pts), Johnson (21 pts) & Lowery (20 pts) (Jan. 12, 1991)
Five players scored in double figures..... **Holmes (26), Garzon (21), Parris (16), McNeil (16), Scalia (12) of Indiana (Nov. 25, 2022)**
 Six players scored in double figures..... Williams (10), Lewis (13), Bonds (18), Peoples (10), Miller (12), Svete (12) of Florida (Jan. 26, 2014)
Recorded a double-double..... **Brittany Davis (18 pts/17 reb) of Alabama in Tuscaloosa, Ala. (Feb. 12, 2023)**
 Recorded a double-double with points and assists..... Tyasha Harris (12 pts/11 ast) of South Carolina in Columbia, S.C. (Jan. 11, 2018)
 Recorded a triple-double..... Ceira Ricketts (14 pts./13 rebs./12 ast.) of Arkansas (Jan. 18, 2009)
Two players recorded a double-double..... **J. Carter (24 pts/11 reb) & J. Jordan (14 pts/12 reb) of Mississippi State (Jan. 19, 2023)**
 Committed 10+ turnovers..... 10 - Shaquera Wade of Alabama in Greenville, S.C. (March 7, 2019)
Had 15-19 rebounds..... **15 - Angel Reese of LSU in Baton Rouge, La. (Jan. 15, 2023)**
 Had 20+ rebounds..... 21 - Ayana Mitchell of LSU in Baton Rouge, La. (March 3, 2019)
 Had 10 assists..... 10 - Jazmine Massengill of Kentucky in Lexington, Ky. (Feb. 27, 2022)
 Had 15 assists..... 16 - Cindy McMahan of Alabama-Huntsville (Nov. 24, 1980)
 Had 5 blocks..... 6 - Jenna Staiti of Georgia in Athens, Ga. (Feb. 11, 2021)
 Had 10 blocks..... Never
Had 5 steals..... **5 - Lanay Wheaton of UL-Lafayette in Auburn, Ala. (Dec. 11, 2022)**
 Made 15 field goals..... 15 - Chamique Holdscraw (15-21) of Tennessee (Feb. 1, 1998)
 Made 10 3-point field goals..... 11 - Morgan Eye (11-18) of Missouri in Columbia, Mo. (Jan. 6, 2013)

Specialty Statistics (Auburn-Opponent)

Opponent	Points in the Paint	Points off Turnovers	2nd-Chance Points	Fast-Break Points	Bench Points
Sam Houston	50-24	31-25	20-24	27-18	28-40
South Alabama	34-26	28-10	15-18	10-5	12-43
Georgia Tech	32-26	14-10	22-12	8-3	16-12
Alabama State	40-30	27-6	22-14	19-0	42-11
vs. Indiana	32-46	15-11	16-11	9-10	20-20
vs. Colorado State	26-26	12-8	6-7	17-11	25-15
Little Rock	32-28	12-6	8-8	14-3	16-13
UCF	42-24	26-14	13-9	23-7	33-17
UL-Lafayette	26-22	25-17	2-5	13-4	31-9
North Carolina A&T	28-26	29-14	18-17	18-19	10-22
Samford	34-20	50-12	13-4	24-7	45-28
North Florida	28-8	25-11	4-10	20-2	19-12
at Ole Miss	20-52	8-19	9-12	5-13	15-21
Missouri	20-28	13-6	3-4	9-14	19-17
at South Carolina	22-50	5-19	6-13	4-21	13-47
Alabama	20-48	8-20	4-4	6-14	29-31
at LSU	28-42	4-20	17-17	3-23	13-13
at Mississippi State	30-40	19-12	7-19	12-12	16-0
Ole Miss	40-34	16-17	2-10	21-17	22-13
at Kentucky	42-26	32-18	6-11	13-2	28-11
Florida	38-16	12-13	14-4	10-4	18-22
Arkansas	16-20	8-12	8-10	9-7	25-5
South Carolina	22-52	5-9	8-19	8-15	23-35
at Alabama	30-42	16-21	14-13	8-6	23-20

Lead-Deficit Comparison

Opponent	Largest Lead	Largest Deficit	Lead Changes	Ties	Result
Sam Houston	26 (3rd, 3:32)	1 (1st, 6:25)	4	2	W, 90-76
South Alabama	15 (3rd, 5:56)	4 (2nd, 8:44)	2	4	W, 71-62
Georgia Tech	3 (1st, 9:22)	15 (2nd, 4:53)	3	1	L, 51-57
Alabama State	39 (4th, 0:44)	3 (1st, 8:59)	1	1	W, 88-49
vs. Indiana	2 (1st, 6:47)	15 (2nd, 3:55)	6	5	L, 81-96
vs. Colorado State	6 (3rd, 6:09)	8 (2nd, 7:12)	18	8	W, 74-73
Little Rock	26 (3rd, 3:56)	--	0	0	W, 70-48
UCF	43 (4th, 3:06)	2 (1st, 8:48)	1	1	W, 86-46
UL-Lafayette	40 (4th, 0:09)	--	0	0	W, 81-41
North Carolina A&T	29 (3rd, 6:30)	--	0	0	W, 79-63
Samford	56 (4th, 5:01)	--	0	0	W, 91-37
North Florida	28 (4th, 0:09)	1 (1st, 4:54)	2	2	W, 77-49
at Ole Miss	--	35 (4th, 2:22)	0	1	L, 47-79
Missouri	3 (1st, 3:42)	10 (3rd, 2:48)	9	4	L, 56-62
at South Carolina	--	54 (4th, 0:11)	0	1	L, 42-94
Alabama	--	31 (4th, 7:59)	0	0	L, 57-88
at LSU	--	30 (4th, 3:32)	0	0	L, 54-84
at Mississippi State	3 (3rd, 3:04)	15 (1st, 0:38)	6	5	L, 58-72
Ole Miss	7 (4th, 9:18)	14 (2nd, 4:10)	12	13	W, 77-76 (OT)
at Kentucky	13 (3rd, 1:53)	6 (1st, 1:13)	3	5	W, 71-68
Florida	16 (3rd, 2:08)	9 (1st, 2:39)	1	3	W, 66-55
Arkansas	--	15 (2nd, 7:14)	0	2	L, 51-54
South Carolina	--	35 (4th, 3:00)	0	0	L, 48-83
at Alabama	1 (2nd, 6:38)	23 (4th, 0:25)	2	2	L, 46-69

Scoring Breakdown

(Percentage of total points in parentheses)

Opponent	Sr.	Jr.	So.	Fr.	Starters	Bench	2-pt FG	3-pt FG	FTs
Sam Houston	24	26	9	31	62 (68.9)	28 (31.1)	58 (64.4)	12 (13.3)	20 (22.2)
South Alabama	10	21	6	34	59 (83.1)	12 (16.9)	38 (53.5)	12 (16.9)	21 (29.6)
Georgia Tech	11	19	2	19	35 (68.6)	16 (31.4)	36 (70.6)	6 (11.8)	9 (17.6)
Alabama State	16	28	23	21	46 (52.2)	42 (47.8)	56 (63.6)	24 (27.3)	8 (9.1)
vs. Indiana	27	30	7	17	61 (75.3)	20 (24.7)	42 (51.9)	24 (29.6)	15 (18.5)
vs. Colorado State	25	25	7	17	49 (66.2)	25 (33.8)	44 (59.5)	15 (20.3)	15 (20.3)
Little Rock	24	12	20	14	56 (80.0)	14 (20.0)	48 (68.6)	12 (17.1)	10 (14.2)
UCF	23	29	15	19	53 (61.6)	33 (38.4)	54 (62.8)	18 (20.9)	14 (16.3)
UL-Lafayette	23	27	9	22	50 (61.7)	31 (29.3)	30 (37.0)	36 (44.4)	15 (18.5)
North Carolina A&T	31	3	16	29	69 (87.3)	10 (12.7)	44 (55.7)	21 (26.6)	14 (17.7)
Samford	24	23	18	26	46 (50.5)	45 (49.5)	44 (48.4)	30 (33.0)	17 (18.7)
North Florida	24	5	18	30	58 (75.3)	19 (24.7)	48 (62.3)	18 (23.4)	11 (14.8)
at Ole Miss	0	15	16	16	32 (68.1)	15 (31.9)	30 (63.8)	0 (0.0)	17 (36.2)
Missouri	8	31	8	9	37 (66.1)	19 (33.9)	32 (57.1)	6 (10.7)	18 (32.1)
at South Carolina	13	16	2	11	29 (67.4)	13 (32.6)	32 (74.4)	6 (14.0)	4 (9.5)
Alabama	19	4	12	22	28 (49.1)	29 (50.9)	28 (49.1)	15 (25.4)	14 (24.6)
at LSU	16	15	0	23	41 (75.9)	13 (24.1)	42 (77.8)	6 (11.1)	6 (11.1)
at Mississippi State	12	17	14	15	42 (72.4)	16 (27.6)	38 (65.5)	15 (25.9)	5 (8.6)
Ole Miss	15	33	16	13	55 (71.4)	22 (28.6)	44 (57.1)	12 (15.6)	21 (27.3)
at Kentucky	28	32	4	7	43 (60.6)	28 (39.4)	50 (70.4)	6 (8.5)	15 (21.1)
Florida	18	17	9	22	48 (72.7)	18 (27.3)	48 (72.7)	6 (9.1)	12 (18.2)
Arkansas	11	10	15	15	26 (51.0)	25 (49.0)	34 (66.7)	3 (5.9)	14 (27.5)
South Carolina	9	0	16	23	25 (52.1)	23 (47.9)	30 (62.5)	12 (25.0)	6 (12.5)
at Alabama	8	13	4	21	23 (50.0)	23 (50.0)	34 (73.9)	0 (0.0)	12 (26.1)

Comparison Statistics (Auburn/Opponent)

Opponent	1st	2nd	Score	Mar	Total FG	FG Pct	3-Pointers	3FG Pct	Free Throws	FT Pct	Reb.	Mar	Assist	TO	Blk	Stl	Fouls
Sam Houston	47-36	43-40	90-76	+14	33-71/21-56	.465/.375	4-7/5-15	.571/.333	20-25/29-43	.800/.674	40/45	(5)	19/10	23/33	9/5	13/14	30/27
South Alabama	35-27	36-35	71-62	+9	23-61/21-65	.377/.323	4-20/5-19	.200/.263	21-26/15-21	.808/.714	41/47	(6)	9/7	15/20	9/0	9/7	16/24
Georgia Tech	25-32	26-25	51-57	(6)	20-76/20-50	.263/.400	2-19/4-8	.105/.500	9-12/13-22	.750/.591	51/39	+12	8/8	19/22	4/2	9/8	20/18
Alabama State	42-23	46-26	88-49	+39	36-71/20-57	.507/.351	8-19/3-14	.421/.214	8-15/6-10	.533/.600	43/32	+11	18/5	13/26	5/2	15/5	19/14
Indiana	39-51	42-45	81-96	(15)	29-69/33-61	.420/.541	8-20/8-23	.400/.348	15-24/22-25	.625/.880	32/33	(1)	11/18	14/12	7/3	4/7	20/17
Colorado State	42-39	32-34	74-73	+1	27-59/24-51	.458/.471	5-14/8-21	.357/.381	15-20/17-20	.750/.850	31/25	+6	13/15	13/11	1/0	3/8	18/13
Little Rock	37-24	33-24	70-48	+22	28-68/18-61	.412/.295	4-11/0-3	.364/.000	10-14/12-21	.714/.571	41/48	(7)	6/8	9/17	8/1	9/3	17/17
UCF	46-17	40-29	86-46	+40	33-69/13-58	.478/.224	6-13/0-8	.462/.000	14-19/20-28	.737/.714	51/33	+18	13/0	17/18	9/2	10/7	22/14
UL-Lafayette	36-22	45-19	81-41	+40	27-48/15-52	.563/.288	12-22/1-8	.545/.125	15-23/10-24	.652/.417	39/29	+10	19/4	24/20	9/2	11/12	26/21
N.C. A&T	33-22	46-41	79-63	+16	29-72/17-52	.403/.327	7-22/3-10	.318/.300	14-20/26-33	.700/.788	39/44	(5)	14/8	14/27	3/3	13/7	26/19
Samford	47-11	44-26	91-37	+54	32-63/15-55	.508/.273	10-20/3-19	.500/.158	17-20/4-5	.850/.800	35/35	0	22/5	17/36	8/2	24/13	13/22
North Florida	38-23	39-26	77-49	+28	30-57/16-55	.526/.291	6-12/7-18	.500/.389	11-15/10-16	.733/.625	33/34	(1)	13/7	20/25	7/0	15/7	16/16
Ole Miss	23-39	24-40	47-79	(32)	15-60/31-68	.250/.456	0-10/4-13	.000/.308	17-28/13-22	.607/.591	37/53	(16)	7/15	18/15	2/3	6/5	19/23
Missouri	28-29	28-33	56-62	(6)	18-50/23-53	.360/.434	2-12/7-21	.167/.333	18-21/9-14	.857/.643	28/33	(5)	9/9	15/16	2/1	5/8	16/22
South Carolina	20-52	22-42	42-94	(52)	18-63/36-57	.286/.632	2-8/7-16	.250/.438	4-12/15-18	.333/.833	25/45	(20)	4/25	12/14	3/9	6/6	15/8
Alabama	26-47	31-41	57-88	(31)	19-55/33-58	.345/.569	5-16/8-16	.313/.500	14-21/14-18	.667/.778	27/39	(12)	8/17	15/15	3/3	3/10	18/22
LSU	22-41	32-43	54-84	(30)	23-63/32-67	.365/.478	2-13/6-16	.154/.375	6-16/14-21	.375/.667	38/45	(7)	10/18	14/8	5/9	5/9	17/12
Mississippi St.	18-26	40-46	58-72	(14)	24-62/24-52	.387/.462	5-18/3-10	.278/.300	5-11/21-32	.455/.656	28/44	(16)	15/13	12/15	6/4	9/8	20/10
Ole Miss	33-41	37-29	77-76	+1	26-66/25-65	.394/.385	4-9/2-8	.444/.250	21-26/24-30	.808/.800	32/46	(14)	12/6	14/21	3/6	13/8	23/22
Kentucky	38-35	33-33	71-68	+3	27-59/24-57	.458/.421	2-7/4-16	.286/.250	15-20/16-22	.750/.727	30/36	(6)	14/9	16/20	4/6	11/6	18/20
Florida	27-20	39-35	66-55	+11	26-69/18-67	.377/.269	2-8/10-22	.250/.455	12-18/9-11	.667/.818	52/40	+12	15/13	14/14	5/4	7/4	14/20
Arkansas	19-32	32-22	51-54	(3)	18-56/14-52	.321/.269	1-14/3-23	.071/.130	14-27/23-39	.519/.590	40/43	(3)	7/7	22/19	4/1	8/8	27/27
South Carolina	21-42	27-41	48-83	(35)	19-61/34-69	.311/.493	4-7/4-14	.571/.286	6-8/11-15	.750/.733	26/50	(24)	3/19	11/10	3/5	5/4	18/10
Alabama	21-31	25-38	46-69	(23)	17-62/26-52	.274/.500	0-16/5-19	.000/.263	12-19/12-15	.632/.800	34/45	(11)	6/14	14/21	4/3	7/10	18/22

Game-by-Game Leaders

	Points	Rebounds	Assists	Steals	Blocked Shots
Sam Houston	24-Aicha Coulibaly	10-Aicha Coulibaly	5-Honesty Scott-Grayson	5-Honesty Scott-Grayson	3-Kaitlyn Duhon
South Alabama	19-Aicha Coulibaly	7-Richardson/Duhon	3-Scott-Grayson/Shaw	3-Kaitlyn Duhon	2-Duhon/Graves
Georgia Tech	11-Coulibaly/Scott-Grayson	10-Mya Pratcher	4-Aicha Coulibaly	4-Aicha Coulibaly	1-(four players)
Alabama State	21-Aicha Coulibaly	11-Romi Levy	6-Sydney Shaw	6-Aicha Coulibaly	2-Wells/Levy
vs. Indiana	22-Coulibaly/Scott-Grayson	6-Honesty Scott-Grayson	5-Sydney Shaw	3-Aicha Coulibaly	2-Coulibaly/Pratcher
vs. Colorado State	16-Coulibaly/Scott-Grayson	9-Kharyssa Richardson	5-Aicha Coulibaly	2-Coulibaly/Bostic	(none)
Little Rock	20-Honesty Scott-Grayson	13-Romi Levy	3-Sydney Shaw	3-Kaitlyn Duhon	3-Kaitlyn Duhon
UCF	22-Honesty Scott-Grayson	12-Aicha Coulibaly	4-Aicha Coulibaly	2-(three players)	3-Sania Wells
UL-Lafayette	15-Shaw/Coulibaly	8-Romi Levy	6-Sydney Shaw	2-Duhon/Scott-Grayson	3-Levy/Coulibaly
North Carolina A&T	31-Honesty Scott-Grayson	6-Kharyssa Richardson	5-Sydney Shaw	5-Honesty Scott-Grayson	2-Kharyssa Richardson
Samford	14-Honesty Scott-Grayson	8-Sania Wells	6-Sydney Shaw	5-Romi Levy	2-(three players)
North Florida	17-Honesty Scott-Grayson	7-Kaitlyn Duhon	4-Sydney Shaw	4-Sydney Shaw	2-Mya Pratcher
at Ole Miss	13-Aicha Coulibaly	8-Kharyssa Richardson	3-Mar'Shaun Bostic	2-Mar'Shaun Bostic	1-Richardson/Bostic
Missouri	20-Aicha Coulibaly	7-Aicha Coulibaly	4-Jakayla Johnson	2-Mar'Shaun Bostic	1-Levy/Richardson
at South Carolina	16-Aicha Coulibaly	4-Coulibaly/Duhon	1-(four players)	4-Aicha Coulibaly	1-(three players)
Alabama	13-Sania Wells	5-Sydney Shaw	3-Mar'Shaun Bostic	2-Mar'Shaun Bostic	2-Mya Pratcher
at LSU	13-Precious Johnson	7-Honesty Scott-Grayson	3-J. Johnson/Scott-Grayson	3-Sania Wells	2-(two players)
at Mississippi State	15-Aicha Coulibaly	8-Aicha Coulibaly	4-Coulibaly/Levy	4-Aicha Coulibaly	3-Mar'Shaun Bostic
Ole Miss	31-Aicha Coulibaly	7-Aicha Coulibaly	4-Aicha Coulibaly	5-Aicha Coulibaly	1-(three players)
at Kentucky	20-Aicha Coulibaly	7-Honesty Scott-Grayson	6-Jakayla Johnson	4-Honesty Scott-Grayson	2-Kharyssa Richardson
Florida	15-Kharyssa Richardson	16-Kharyssa Richardson	4-Aicha Coulibaly	3-Sydney Shaw	2-Richardson/Shaw
Arkansas	11-Honesty Scott-Grayson	7-Kaitlyn Duhon	2-Coulibaly/Scott-Grayson	2-Coulibaly/Scott-Grayson	1-(four players)
South Carolina	15-Sydney Shaw	7-Oyindamola Akinbolawa	1-(three players)	2-Honesty Scott-Grayson	2-Romi Levy
at Alabama	15-Kharyssa Richardson	10-Aicha Coulibaly	2-Mar'Shaun Bostic	3-Honesty Scott-Grayson	1-(three players)

2022-23 Starting Lineups

	Point Guard (1)	Wing (2)	Wing (3)	Wing (4)	Post (5)
Sam Houston	Shaw	Scott-Grayson	Duhon	Coulibaly	Richardson
South Alabama	Shaw	Scott-Grayson	Duhon	Coulibaly	Richardson
Georgia Tech	Shaw	Scott-Grayson	Duhon	Coulibaly	Richardson
Alabama State	Shaw	Scott-Grayson	Duhon	Coulibaly	Richardson
vs. Indiana	Shaw	Scott-Grayson	Duhon	Coulibaly	Richardson
vs. Colorado State	Shaw	Scott-Grayson	Duhon	Coulibaly	Richardson
Little Rock	Shaw	Scott-Grayson	J. Johnson	Levy	Coulibaly
UCF	Wells	Scott-Grayson	J. Johnson	Levy	Coulibaly
UL-Lafayette	Shaw	Scott-Grayson	J. Johnson	Levy	Coulibaly
North Carolina A&T	Shaw	Scott-Grayson	Bostic	Levy	Richardson
Samford	Shaw	Scott-Grayson	Bostic	Levy	Richardson
North Florida	Shaw	Scott-Grayson	J. Johnson	Levy	Richardson
at Ole Miss	Shaw	P. Johnson	Coulibaly	Levy	Richardson
Missouri	J. Johnson	Shaw	Coulibaly	Levy	Richardson
at South Carolina	J. Johnson	Shaw	Coulibaly	Levy	Richardson
Alabama	J. Johnson	Shaw	Wells	Levy	P. Johnson
at LSU	J. Johnson	Shaw	Scott-Grayson	Richardson	P. Johnson
at Mississippi State	J. Johnson	Shaw	Scott-Grayson	Coulibaly	Richardson
Ole Miss	J. Johnson	Shaw	Scott-Grayson	Coulibaly	Richardson
at Kentucky	J. Johnson	Shaw	Scott-Grayson	Coulibaly	Richardson
Florida	J. Johnson	Shaw	Scott-Grayson	Coulibaly	Richardson
Arkansas	J. Johnson	Wells	Scott-Grayson	Coulibaly	Richardson
South Carolina	J. Johnson	Shaw	Scott-Grayson	Levy	Richardson
at Alabama	Wells	Shaw	Scott-Grayson	Levy	Richardson

Record by Starting Lineup

Shaw, Scott-Grayson, Duhon, Coulibaly, Richardson	4-2 (.667)
Shaw, Scott-Grayson, J. Johnson, Coulibaly, Levy	2-0 (1.000)
Wells, Scott-Grayson, J. Johnson, Coulibaly, Levy	1-0 (1.000)
Shaw, Scott-Grayson, Bostic, Levy, Richardson	2-0 (1.000)
Shaw, Scott-Grayson, J. Johnson, Levy, Richardson	1-1 (.500)
Shaw, P. Johnson, Coulibaly, Levy, Richardson	0-1 (.000)
J. Johnson, Shaw, Coulibaly, Levy, Richardson	0-2 (.000)
J. Johnson, Shaw, Wells, Levy, P. Johnson	0-1 (.000)
J. Johnson, Shaw, Scott-Grayson, Richardson, P. Johnson.....	0-1 (.000)
J. Johnson, Shaw, Scott-Grayson, Coulibaly, Richardson	3-1 (.750)
J. Johnson, Wells, Scott-Grayson, Coulibaly, Richardson	0-1 (.000)
Wells, Shaw, Scott-Grayson, Levy, Richardson	0-1 (.000)



Johnnie HARRIS

Head Coach

Second Season at Auburn • 24th Season in college coaching

Pine Bluff, Ark. • Arkansas Baptist, 1996

Johnnie Harris enters her second year as head coach for Auburn women's basketball in 2022-23. A long-time Southeastern Conference assistant and 2018 WBCA National Assistant Coach of the Year, Harris was named Auburn women's basketball head coach on April 3, 2021.

Her first season on the Plains saw Auburn double its win total from the previous season and pick up three victories over nationally ranked opponents. Her first top-25 win came Nov. 21 with a 59-51 win at Georgia Tech, Auburn's first road win over a ranked foe since 2014. The biggest win of the season, and one of Auburn's biggest in decades, came Jan. 27 when the Tigers shocked No. 4 Tennessee 71-61 at home for their first SEC win of the season and their first win over a top-5 opponent since 1997. The Tigers added one more top-25 win, a 65-60 victory over No. 21 Georgia on Feb. 20. Sophomore Aicha Coulibaly was named to the All-SEC Second Team, and the Tigers landed a consensus top-25 recruiting class for 2022-23.

Prior to her arrival at Auburn, Harris spent 16 years combined at Arkansas, Texas A&M and Mississippi State, and spent the 2020-21 season as the Associate Head Coach at the University of Texas. She helped Texas to an Elite Eight appearance during the 2020-21 season, and she worked alongside Longhorn head coach Vic Schaefer the previous 10 years assisting Mississippi State to a pair of NCAA Championship game appearances. She was a central part of Mississippi State's success those eight seasons and is considered one of the nation's top recruiters.

Harris helped lead Mississippi State to a 221-62 [.781] record and five NCAA Tournament berths, including NCAA Championship Game appearances in 2017 and 2018. During that time, the Bulldogs also won the program's first Southeastern Conference regular-season championship and SEC Tournament Championship.

Harris' pupils in the past were some of the best in Mississippi State school history, led by Teaira McCowan, who Harris mentored during McCowan's record-setting junior and senior campaigns from 2017-19. The 2019 SEC Player of the Year and a consensus First-Team All-American, McCowan finished her career as Mississippi State's leader in rebounds and field-goal percentage, while ranking second in blocks and fourth in points and field-goals made.

The individual development McCowan showed during Mississippi State's run to a second consecutive national title game caught the attention of the coaching community, as Harris was tabbed the WBCA National Assistant Coach of the Year for the 2017-18 season.

In 2018-19, Harris helped transfer forward Anriel Howard combine with McCowan to create one of the best front courts in the country. In her lone season with the Bulldogs, Howard earned first-team All-SEC recognition by the AP and league coaches after averaging 16.4 points and 8.4 rebounds per game. Both McCowan [No. 3, Indiana Fever] and Howard [No. 24, Seattle Storm] were selected in the 2019 WNBA Draft.

Another Harris product, Chinwe Okorie, was an integral part of the Bulldogs' runs to the Final Four and 2016 Sweet 16 and finished her MSU career sixth in program annals in field-goal percentage, shooting 52.1 percent over 109 games. She raised her scoring average and field goal percentage each season of her three-year career, capped by her 7.5 ppg average on 56.4 percent shooting as a senior.

Harris helped guide Texas A&M to four Sweet 16 appearances in her five seasons, including the program's first national championship in 2010-11. During her tenure with the Aggies, Harris helped sign and mentor junior college All-Americans Danielle Adams and Tanisha Smith.

Prior to her stop in College Station, Harris spent three seasons at Arkansas, landing some of the Lady Razorbacks' top recruiting classes in program history. She signed Laura Ervin, a junior college All-American who went on to garner Second Team All-SEC accolades, as well as Freshman All-SEC selection Donica Cosby.

Harris has had the opportunity to learn from some of the game's top coaches, including Hall of Famer Kay Yow at N.C. State. She joined the program in the 2003-04 season and assisted the squad to the NCAA Tournament for the first time in two years. Her first recruiting class in Raleigh was rated as one of the best in the nation. She also garnered a commitment from Gillian Goring, the nation's No. 1 post player who went on to play for the Washington Mystics.

Prior to jumping to the Division I level, Harris made her mark on the junior college level as an assistant coach at Arkansas-Fort Smith, where she brought in key players who led the school to the NJCAA Final Four in 2004. In two seasons coaching under the legendary Louis Whorton, she inked the nation's No. 1 class and a 34-8 record. UAFS's 2002-03 team went 26-2 and won a share of the Bi-State Conference championship.

The Arkansas-Fort Smith position kept the Pine Bluff native in her home state after she started her coaching career as a graduate assistant at Little Rock. Her hard work at UALR earned her a promotion to a full-time assistant position in 2000.

Harris is the mother of two children, Marcus and Kiera, and the legal guardian of Lily. She also has two grandchildren, Samarah and Kaiden.

Harris Year-by-Year

Arkansas-Little Rock, Assistant Coach (1999-2001)

Year	Record	Conf.	Other Information
1999-00	5-23	1-15	
2000-01	6-22	0-16	

Arkansas-Fort Smith, Assistant Coach (2001-03)

Year	Record	Conf.	Other Information
2001-02	26-2		
2002-03	34-8		Conference Champions

NC State, Assistant Coach (2003-04)

Year	Record	Conf.	Other Information
2003-04	17-15	8-8	NCAA First Round

Arkansas, Assistant Coach (2004-07)

Year	Record	Conf.	Other Information
2004-05	17-14	3-11	WNIT Second Round
2005-06	13-15	5-9	
2006-07	18-13	3-11	

Texas A&M, Assistant Coach (2007-12)

Year	Record	Conf.	Other Information
2007-08	29-8	11-5	NCAA Elite Eight Big 12 Tournament Champions
2008-09	27-8	11-5	NCAA Sweet 16
2009-10	26-8	10-6	NCAA Second Round Big 12 Tournament Champions
2010-11	33-5	13-3	National Champions
2011-12	24-11	11-7	NCAA Sweet 16

Mississippi State, Associate Head Coach (2013-20)

Year	Record	Conf.	Other Information
2012-13	13-17	5-11	
2013-14	22-14	5-11	WNIT Quarterfinals
2014-15	27-7	11-5	NCAA Second Round
2015-16	28-8	11-5	NCAA Sweet 16
2016-17	34-5	13-3	National Runner-Up
2017-18	37-2	16-0	National Runner-Up SEC Regular Season Champions
2018-19	33-3	15-1	NCAA Elite Eight SEC Regular Season & Tournament Champions
2019-20	27-6	13-3	(no postseason; pandemic)

Texas, Associate Head Coach (2020-21)

Year	Record	Conf.	Other Information
2020-21	21-10	11-7	NCAA Elite Eight

Auburn, Head Coach (2021-)

Year	Record	Conf.	Other Information
2021-22	10-18	2-14	
2022-23	13-11	3-9	



Amoura GRAVES

#0

Sophomore • Guard/Forward • 6-0
Ponchatoula, La. • Ponchatoula HS

- Season-high 5 points, career-high 3 assists in win over Alabama State (11/20)
- 4 rebounds, 2 blocks in 17 minutes off the bench in win over South Alabama (11/10)
- Averaged 1.8 points, 1.8 rebounds, 0.5 steals over 26 games as a freshman
- Career-high 8 points, 4 rebounds, 2 steals, 2 assists at Vanderbilt (1/30/22)
- 2020 LSWA All-State First Team; averaged 23.5 points/game as HS junior
- Led Ponchatoula HS to 31-1 record and state No. 1 ranking as a senior
- Ranked No. 203 overall prospect nationally by Prospects Nation

SEASON HIGHS

Points	5	vs Alabama State	11/20/22
Rebounds	4	vs South Alabama	11/10/22
Assists	3	vs Alabama State	11/20/22
Blocks	2	vs South Alabama	11/10/22
Steals	1	vs Alabama State	11/20/22
Field Goals	2	vs Alabama State	11/20/22
Field Goal Attempts	3	vs South Alabama	11/10/22
3-Point Field Goals	1	vs Alabama State	11/20/22
3-Point FG Attempts	3	vs South Alabama	11/10/22
Free Throws			
Free Throw Attempts			

Opponent	Start	Min.	FG-A	3PT-A	FT-A	O-D-T	PF	Ast.	TO	Blk.	St.	Pts.
SAM HOUSTON		10	0-1	0-0	0-0	0-0-0	2	0	1	0	0	0
SOUTH ALABAMA		17	0-3	0-3	0-0	1-3-4	1	0	2	2	0	0
GEORGIA TECH						--DNP--						
ALABAMA STATE		13	2-2	1-1	0-0	1-1-2	1	3	0	0	1	5
vs. Indiana						--DNP--						
vs. Colorado State						--DNP--						
LITTLE ROCK						--DNP--						
UCF						--DNP--						
UL-LAFAYETTE						--DNP--						
NORTH CAROLINA A&T						--DNP--						
SAMFORD						--DNP--						
NORTH FLORIDA						--DNP--						
at Ole Miss						--DNP--						
MISSOURI						--DNP--						
at South Carolina						--DNP--						
ALABAMA						--DNP--						
at LSU						--DNP--						
at Mississippi State						--DNP--						
OLE MISS						--DNP--						
at Kentucky						--DNP--						
FLORIDA						--DNP--						
ARKANSAS						--DNP--						
SOUTH CAROLINA						--DNP--						
at Alabama						--DNP--						
TEXAS A&M						--DNP--						
at Tennessee						--DNP--						
at Georgia						--DNP--						
VANDERBILT						--DNP--						

CAREER HIGHS

Points	8	2x; last at Vanderbilt	1/30/22
Rebounds	5	at Arkansas	2/10/22
Assists	3	vs Alabama State	11/20/22
Blocks	2	2x; last vs Alabama State	11/20/22
Steals	2	4x; last at Vanderbilt	1/30/22
Field Goals	3	2x; last at Vanderbilt	1/30/22
Field Goal Attempts	5	at Vanderbilt	1/30/22
3-Point Field Goals	2	2x; last at Vanderbilt	1/30/22
3-Point FG Attempts	3	3x; last vs South Alabama	11/10/22
Free Throws	2	2x; last at Arkansas	2/10/22
Free Throw Attempts	2	4x; last at Arkansas	2/10/22

GRAVES' CAREER STATISTICS

SEASON	TEAM	GP-GS	MIN/AVG	Field Goals		3-Point		F-Throws		Rebounds				Scoring						
				FG-FGA	FG%	3FG-3FGA	3FG%	FT-FTA	FT%	OFF	DEF	TOT	AVG	PF-FO	A	TO	BLK	STL	PTS	AVG
2021-22	AUB	26-0	308/11.8	17-51	.333	7-22	.318	5-9	.556	23	23	46	1.8	19-0	7	7	3	12	46	1.8
2022-23	AUB	3-0	41/13.5	2-6	.333	1-4	.250	0-0	.000	2	4	6	2.0	4-0	3	3	2	1	5	1.7
TOTAL		29-0	348/12.0	19-57	.333	8-26	.308	5-9	.556	25	27	52	1.8	23-0	10	10	5	13	51	1.8



Mya PRATCHER

#1

Freshman • Forward • 6-1
 Memphis, Tenn. • Bartlett HS

- Season-high 8 points, all from the free-throw line, vs. Samford (12/18)
- Grabbed season-high 10 rebounds vs. Georgia Tech (11/16)
- Scored 5 points in Auburn debut vs. Sam Houston (11/8)
- Averaged 7.6 points, 5.2 rebounds, 1.8 steals, 1.5 assists as high school senior at Bartlett HS in Memphis
- No. 4-ranked player in Tennessee class of 2022 by Prep Girls Hoops
- 2021 All-Metro Division I team as a junior

SEASON/CAREER HIGHS

Points		
8	vs Samford	12/18/22
Rebounds		
10	vs Georgia Tech	11/16/22
Assists		
1	2x; last vs. Missouri	1/1/23
Blocks		
2	4x; last vs. Alabama	1/8/23
Steals		
1	7x; last vs. Ole Miss	1/22/23
Field Goals		
3	vs Georgia Tech	11/16/22
Field Goal Attempts		
7	vs Georgia Tech	11/16/22
3-Point Field Goals		
3-Point FG Attempts		
1	vs Georgia Tech	11/16/22
Free Throws		
8	vs Samford	12/18/22
Free Throw Attempts		
10	vs Samford	12/18/22

Opponent	Start	Min.	FG-A	3PT-A	FT-A	O-D-T	PF	Ast.	TO	Blk.	St.	Pts.
SAM HOUSTON		16	1-2	0-0	3-3	0-1-1	3	0	1	0	0	5
SOUTH ALABAMA						--DNP--						
GEORGIA TECH		18	3-7	0-1	0-0	6-4-10	2	0	2	0	1	6
ALABAMA STATE		13	1-4	0-0	0-0	0-3-3	0	0	2	0	0	2
vs. Indiana		7	0-1	0-0	0-0	1-1-2	0	0	0	2	0	0
vs. Colorado State		5	0-0	0-0	0-0	0-2-2	0	0	1	0	0	0
LITTLE ROCK		18	0-2	0-0	0-2	2-3-5	2	0	3	1	1	0
UCF		9	2-2	0-0	0-0	0-2-2	3	0	1	2	1	4
UL-LAFAYETTE		13	1-2	0-0	1-2	0-2-2	1	0	0	0	1	3
NORTH CAROLINA A&T		18	1-2	0-0	1-2	4-0-4	4	0	0	0	0	3
SAMFORD		14	0-0	0-0	8-10	1-2-3	3	1	2	1	1	8
NORTH FLORIDA		18	0-2	0-0	0-0	0-3-3	1	0	3	2	0	0
at Ole Miss		11	1-2	0-0	0-0	0-1-1	2	0	0	0	0	2
MISSOURI		20	0-4	0-0	5-6	1-2-3	1	1	2	0	1	5
at South Carolina		10	0-0	0-0	0-0	0-1-1	0	0	1	0	0	0
ALABAMA		18	0-2	0-0	0-2	1-2-3	1	0	0	2	0	0
at LSU		7	0-0	0-0	0-0	0-0-0	0	0	0	0	0	0
at Mississippi State		2	0-1	0-0	0-0	1-0-1	0	0	0	0	0	0
OLE MISS		13	0-1	0-0	0-0	0-2-2	2	0	0	0	1	0
at Kentucky		8	0-1	0-0	0-0	0-0-0	0	0	0	0	0	0
FLORIDA		1	0-0	0-0	0-0	0-0-0	0	0	0	0	0	0
ARKANSAS		13	0-3	0-0	0-0	0-6-6	1	0	0	1	0	0
SOUTH CAROLINA		21	0-2	0-0	0-0	0-1-1	1	0	0	1	0	0
at Alabama		4	0-0	0-0	0-0	0-0-0	1	0	0	0	0	0
TEXAS A&M												
at Tennessee												
at Georgia												
VANDERBILT												

PRATCHER'S CAREER STATISTICS

SEASON	TEAM	GP-GS	MIN/AVG	Field Goals		3-Point		F-Throws		Rebounds				Scoring						
				FG-FGA	FG%	3FG-3FGA	3FG%	FT-FTA	FT%	OFF	DEF	TOT	AVG	PF-FO	A	TO	BLK	STL	PTS	AVG
2022-23	AUB	23-0	277/12.0	9-41	.220	0-1	.000	18-27	.667	14	41	55	2.4	27-0	4	21	12	9	36	1.6
TOTAL		23-0	277/12.0	9-41	.220	0-1	.000	18-27	.667	14	41	55	2.4	27-0	4	21	12	9	36	1.6



Sania WELLS

#2

Senior • Guard • 5-7
Moss Point, Miss. • East Central HS

- Season-high 16 points on 6-8 FG and 4-4 FT in win at Kentucky (1/26); has 10+ points in 3 SEC games (13 vs. South Carolina, Alabama)
- Career-high 8 rebounds along with 10 points, 3 assists, 3 steals vs. Samford (12/18)
- Scored 12 points and had 4 assists off the bench in season-opener vs. Sam Houston (11/8)
- Set Auburn single-season record and led SEC in free-throw percentage in 2021-22, hitting 90.5% (76-84) at the free throw line; ranked 7th in NCAA
- Started 25 games, played in 27 as a junior; averaged 9.1 points, 2.3 rebounds, 2.6 assists, 1.1 steals
- Matched career-high with 3 steals, had 11 points and was 6-6 FTs in win over #4 Tennessee (1/27/22)
- Career-high 20 points in OT loss at Missouri (1/6/22)
- Career-high 7 assists, 6-6 FT in win over Alabama State (11/16/21)

SEASON HIGHS

Points	16	at Kentucky	1/26/23
Rebounds	8	vs Samford	12/18/22
Assists	4	vs Sam Houston	11/8/22
Blocks	3	vs. UCF	12/3/22
Steals	3	2x; last at LSU	1/15/23
Field Goals	6	2x; last at Kentucky	1/26/23
Field Goal Attempts	12	at Alabama	2/12/23
3-Point Field Goals	3	vs. UL-Lafayette	12/11/22
3-Point FG Attempts	5	6x; last at Alabama	2/12/23
Free Throws	5	vs. Florida	1/30/23
Free Throw Attempts	6	vs. Florida	1/30/23

Opponent	Start	Min.	FG-A	3PT-A	FT-A	O-D-T	PF	Ast.	TO	Blk.	St.	Pts.
SAM HOUSTON		22	4-10	1-2	3-3	0-1-1	2	4	1	1	0	12
SOUTH ALABAMA		14	1-6	0-2	2-2	1-0-1	1	2	0	1	1	4
GEORGIA TECH		4	0-1	0-1	0-0	1-0-1	1	0	2	0	0	0
ALABAMA STATE		15	3-7	2-5	2-3	0-3-3	0	0	1	2	0	10
vs. Indiana		8	2-2	1-1	0-0	0-1-1	0	0	0	0	0	5
vs. Colorado State		20	4-5	0-0	1-2	1-1-2	1	2	0	0	1	9
LITTLE ROCK		21	2-9	0-2	0-0	0-1-1	2	1	0	0	1	4
UCF	*	29	0-5	0-1	1-4	0-2-2	1	3	1	3	2	1
UL-LAFAYETTE		11	3-5	3-5	1-2	1-1-2	2	1	3	0	1	10
NORTH CAROLINA A&T		17	0-7	0-3	0-0	1-2-3	1	0	3	0	2	0
SAMFORD		18	4-9	2-5	0-0	1-7-8	2	3	3	0	3	10
NORTH FLORIDA		19	3-5	1-3	0-0	0-0-0	2	1	4	0	1	7
at Ole Miss		19	0-6	0-1	0-0	0-2-2	4	0	0	0	1	0
MISSOURI		26	3-8	1-5	1-1	0-1-1	2	0	1	0	1	8
at South Carolina		25	6-8	0-0	1-2	0-2-2	1	0	1	1	1	13
ALABAMA	*	32	4-11	2-5	3-4	0-1-1	1	0	5	0	0	13
at LSU		23	3-9	1-6	2-6	0-0-0	2	1	1	0	3	9
at Mississippi State		4	0-1	0-1	0-0	0-0-0	1	0	1	0	0	0
OLE MISS		22	1-4	0-0	2-2	0-1-1	1	0	1	0	0	4
at Kentucky		30	6-8	0-0	4-4	0-4-4	3	1	1	0	1	16
FLORIDA		25	2-8	0-1	5-6	1-1-2	0	1	1	0	0	9
ARKANSAS	*	9	0-3	0-1	0-0	0-2-2	0	0	2	0	0	0
SOUTH CAROLINA		15	2-4	1-1	0-0	0-1-1	1	0	0	0	0	5
at Alabama	*	30	2-12	0-5	2-2	1-3-4	2	0	0	1	2	6
TEXAS A&M												
at Tennessee												
at Georgia												
VANDERBILT												

CAREER HIGHS

Points	20	at Missouri	1/6/22
Rebounds	8	vs Samford	12/18/22
Assists	7	vs Alabama State	11/16/21
Blocks	3	vs. UCF	12/3/22
Steals	3	5x; last at LSU	1/15/23
Field Goals	9	at Missouri	1/6/22
Field Goal Attempts	20	at Missouri	1/6/22
3-Point Field Goals	3	2x; last vs. UL-Lafayette	12/11/22
3-Point FG Attempts	6	vs. South Alabama	12/13/20
Free Throws	8	vs North Florida	11/30/21
Free Throw Attempts	8	vs North Florida	11/30/21

WELLS' CAREER STATISTICS

SEASON	TEAM	GP-GS	MIN/AVG	Field Goals		3-Point		F-Throws		Rebounds				Scoring						
				FG-FGA	FG%	3FG-3FGA	3FG%	FT-FTA	FT%	OFF	DEF	TOT	AVG	PF-FO	A	TO	BLK	STL	PTS	AVG
2019-20	AUB	25-0	214/8.6	14-47	.298	3-17	.176	10-14	.714	5	15	20	0.8	26-0	13	17	0	5	41	1.6
2020-21	AUB	23-1	331/14.4	23-95	.242	11-42	.262	18-28	.643	6	13	19	0.8	33-0	18	18	1	9	75	3.3
2021-22	AUB	27-25	770/28.5	77-230	.335	15-57	.263	76-84	.905	12	51	63	2.3	64-2	70	45	6	29	245	9.1
2022-23	AUB	24-4	455/19.0	55-153	.359	15-56	.268	30-43	.698	8	37	45	1.9	33-0	20	33	9	21	155	6.5
TOTAL		99-30	1770/17.9	169-525	.322	44-172	.256	134-169	.793	31	116	147	1.5	156-2	121	113	16	64	516	5.2



Jakayla JOHNSON

#3

Junior • Guard • 5-9
Clinton, Miss. • Clinton HS • Jones College

- Matched season-high with 9 points against Arkansas, all in second half (2/5)
- Career-best 6 assists in win at Kentucky (1/26)
- Season-high 9 points, 6 rebounds, 4 assists while playing PG for first time vs. Missouri (1/1)
- Scored 8 points along with 2 steals, 2 rebounds in win over UCF (12/3)
- Made first Division 1 start vs. Little Rock (11/30); scored 4 points with 1 block, 1 rebound, 1 steal
- Transferred to Auburn in spring of 2022 but did not play while rehabbing knee injury
- Played five games in 2021-22 at Jones College, averaging 16.8 pts, 2.8 rebs, 3.0 asts, 2.8 stls; suffered season-ending injury in December
- 2021 WBCA Two-Year College Coaches All-American; First Team All-Mississippi Association Community Colleges
- Led Jones College to first-ever NJCAA No. 1 national ranking in 2020-21

SEASON/CAREER HIGHS

Points		
9	2x; last vs. Arkansas	2/5/23
Rebounds		
6	vs. Missouri	1/1/23
Assists		
6	at Kentucky	1/26/23
Blocks		
2	vs Sam Houston	11/8/22
Steals		
2	3x; last vs. North Florida	12/20/22
Field Goals		
4	vs. Arkansas	2/5/23
Field Goal Attempts		
6	vs. Arkansas	2/5/23
3-Point Field Goals		
2	vs Samford	12/18/22
3-Point FG Attempts		
2	3x; last vs. Missouri	1/1/23
Free Throws		
4	vs. Missouri	1/1/23
Free Throw Attempts		
4	vs. Missouri	1/1/23

Opponent	Start	Min.	FG-A	3PT-A	FT-A	O-D-T	PF	Ast.	TO	Blk.	St.	Pts.
SAM HOUSTON		11	0-4	0-0	2-2	0-2-2	4	0	1	2	2	2
SOUTH ALABAMA		10	0-1	0-0	2-2	0-0-0	0	0	0	0	0	2
GEORGIA TECH		20	2-3	0-0	0-1	2-3-5	1	0	0	0	0	4
ALABAMA STATE		8	1-1	0-0	0-0	0-1-1	3	0	0	0	1	2
vs. Indiana		8	0-4	0-1	0-0	2-0-2	2	0	1	0	0	0
vs. Colorado State		14	2-4	1-2	0-0	1-2-3	0	0	0	0	0	5
LITTLE ROCK	*	21	2-6	0-1	0-0	0-1-1	0	0	0	1	1	4
UCF	*	20	3-5	0-1	2-2	2-0-2	1	1	1	0	2	8
UL-LAFAYETTE	*	15	1-1	1-1	0-0	2-1-3	2	1	1	0	1	3
NORTH CAROLINA A&T						--DNP--						
SAMFORD		17	3-4	2-2	0-0	1-1-2	1	3	2	1	1	8
NORTH FLORIDA	*	19	1-4	0-1	1-2	0-1-1	0	1	0	1	2	3
at Ole Miss		22	1-4	0-1	0-0	0-4-4	0	0	3	0	1	2
MISSOURI	*	34	2-3	1-2	4-4	2-4-6	4	4	1	0	0	9
at South Carolina	*	14	0-3	0-1	0-0	0-0-0	0	0	1	0	0	0
ALABAMA	*	22	1-2	0-0	0-0	1-0-1	2	1	2	0	1	2
at LSU	*	22	1-7	0-1	0-0	2-3-5	1	3	0	0	0	2
at Mississippi State	*	15	0-4	0-1	0-0	0-0-0	0	0	1	0	0	0
OLE MISS	*	14	0-2	0-0	0-0	0-3-3	2	1	2	0	1	0
at Kentucky	*	28	2-5	0-1	0-0	1-1-2	4	6	3	0	1	4
FLORIDA	*	22	1-5	1-2	0-0	0-3-3	4	4	2	0	0	3
ARKANSAS	*	24	4-6	1-1	0-2	0-1-1	4	0	5	0	0	9
SOUTH CAROLINA	*	18	0-3	0-0	0-0	0-2-2	1	0	0	0	0	0
at Alabama		5	0-2	0-2	0-0	0-0-0	1	0	0	0	0	0
TEXAS A&M												
at Tennessee												
at Georgia												
VANDERBILT												

JOHNSON'S CAREER STATISTICS

SEASON	TEAM	GP-GS	MIN/AVG	Field Goals		3-Point		F-Throws		Rebounds				Scoring						
				FG-FGA	FG%	3FG-3FGA	3FG%	FT-FTA	FT%	OFF	DEF	TOT	AVG	PF	FO	A	TO	BLK	STL	PTS
2022-23	AUB	23-14	403/17.5	27-83	.325	7-21	.333	11-15	.733	16	33	49	2.1	37-0	25	26	4	14	72	3.1
TOTAL		23-14	403/17.5	27-83	.325	7-21	.333	11-15	.733	16	33	49	2.1	37-0	25	26	4	14	72	3.1



Kaitlyn DUHON

#4

Freshman • Guard • 5-10
Houston, Texas. • Summer Creek HS

- Best game in SEC play game against Arkansas; 6 points, 7 rebounds, 1 assists, 1 block, 1 steal in 25 minutes (2/5)
- Monster game vs. South Alabama with 17 points (7-11 FG), 7 rebounds, 3 steals (11/10)
- Equaled season-highs with 3 blocks and 3 steals vs. Little Rock (11/30); also had 8 points and 3 rebounds
- Had 9 points, 8 rebounds, 3 blocks in Auburn debut vs. Sam Houston (11/8)
- Fast, aggressive, lock-down defender
- Averaged 17 points, 7 rebounds, 3 steals, 49% FG as high school senior
- All-Greater Houston Player of the Year in 2022 by Houston Chronicle
- Led Summer Creek HS to region championship and state semifinals as a senior
- State runner-up in long jump (19 feet, 8.25 inches)

SEASON/CAREER HIGHS

Points	17	vs South Alabama	11/10/22
Rebounds	8	vs Sam Houston	11/8/22
Assists	2	vs. UL-Lafayette	12/11/22
Blocks	3	2x; last vs. Little Rock	11/30/22
Steals	3	2x; last vs. Little Rock	11/30/22
Field Goals	7	vs South Alabama	11/10/22
Field Goal Attempts	11	vs South Alabama	11/10/22
3-Point Field Goals	1	vs. Indiana	11/25/22
3-Point FG Attempts	3	vs. Indiana	11/25/22
Free Throws	3	2x; last vs South Alabama	11/10/22
Free Throw Attempts	4	3x; last vs. Arkansas	2/5/23

Opponent	Start	Min.	FG-A	3PT-A	FT-A	O-D-T	PF	Ast.	TO	Blk.	St.	Pts.
SAM HOUSTON	*	28	3-9	0-0	3-4	3-5-8	3	0	2	3	1	9
SOUTH ALABAMA	*	26	7-11	0-2	3-4	5-2-7	3	0	1	2	3	17
GEORGIA TECH	*	22	3-9	0-1	0-0	3-0-3	3	0	2	0	0	6
ALABAMA STATE	*	16	1-6	0-1	1-2	1-0-1	3	1	1	0	0	3
vs. Indiana	*	15	2-7	1-3	2-2	1-2-3	2	1	0	0	0	7
vs. Colorado State	*	17	2-6	0-0	0-2	1-1-2	4	1	1	0	0	4
LITTLE ROCK		21	3-4	0-0	2-2	1-2-3	3	0	0	3	3	8
UCF		13	3-5	0-0	0-0	1-1-2	4	0	0	0	2	6
UL-LAFAYETTE		14	2-2	0-0	0-0	0-0-0	2	2	2	1	2	4
NORTH CAROLINA A&T		17	3-5	0-0	0-0	1-2-3	4	1	1	1	1	6
SAMFORD		15	1-3	0-0	2-2	0-0-0	1	1	1	0	0	4
NORTH FLORIDA		17	3-8	0-1	0-0	1-6-7	0	0	2	1	0	6
at Ole Miss		7	0-1	0-0	2-2	0-1-1	0	1	0	0	1	2
MISSOURI		11	1-2	0-0	0-0	0-1-1	0	0	2	0	1	2
at South Carolina		14	0-4	0-0	0-0	4-0-4	1	0	0	1	0	0
ALABAMA		3	0-0	0-0	0-0	0-1-1	1	0	0	0	0	0
at LSU		9	1-2	0-0	0-0	0-1-1	1	0	1	0	0	2
at Mississippi State						--DNP--						
OLE MISS		11	0-2	0-0	0-0	0-1-1	1	0	0	0	0	0
at Kentucky		3	0-0	0-0	0-0	0-0-0	0	0	2	0	0	0
FLORIDA		1	0-0	0-0	0-0	0-0-0	0	0	0	0	0	0
ARKANSAS		25	2-6	0-2	2-4	2-5-7	2	1	2	1	1	6
SOUTH CAROLINA		17	1-6	0-0	0-0	0-1-1	2	1	1	0	1	2
at Alabama		23	2-6	0-0	1-2	0-0-0	3	1	0	0	1	5
TEXAS A&M												
at Tennessee												
at Georgia												
VANDERBILT												

DUHON'S CAREER STATISTICS

SEASON	TEAM	GP-GS	MIN/AVG	Field Goals		3-Point		F-Throws		Rebounds				Scoring						
				FG-FGA	FG%	3FG-3FGA	3FG%	FT-FTA	FT%	OFF	DEF	TOT	AVG	PF-FO	A	TO	BLK	STL	PTS	AVG
2022-23	AUB	23-6	345/15.0	40-104	.385	1-10	.100	18-26	.692	24	32	56	2.4	43-0	11	21	13	17	99	4.3
TOTAL		23-6	345/15.0	40-104	.385	1-10	.100	18-26	.692	24	32	56	2.4	43-0	11	21	13	17	99	4.3



Aicha COULIBALY

#5

Junior • Guard/Forward • 6-0
Mali • IMG Academy (Fla.)

- **2022-23 Preseason All-SEC Second Team selection; 2022 All-SEC Second Team**
- Three double-doubles this season; 24/10 vs. Sam Houston, 17/12 vs. UCF, 14/11 vs. Florida
- Averaging 20.0 points in last four games after missing Alabama, LSU games with injury
- Career-high 31 points along with 7 rebounds, 5 steals, 4 assists in OT win over Ole Miss (1/22)
- Started all 28 games as a sophomore; led Auburn with 17.1 points, 7.5 rebounds, 2.2 steals per game
- Recorded five double-doubles in 2022-23; had nine games with 20+ points with a career-high of 27 vs. Charleston Southern
- Played for Mali's national team at FIBA U16 African Championships in 2017, leading her team to tournament championship
- Is Auburn's third women's basketball player from Africa, along with Crispina Correia (Cape Verde, 2001-03) and Khady Dieng (Senegal, 2013-17)

SEASON HIGHS

Points			
31	vs. Ole Miss		1/22/23
Rebounds			
12	vs. UCF		12/3/22
Assists			
5	vs. Colorado State		11/26/22
Blocks			
3	vs. UL-Lafayette		12/11/22
Steals			
6	vs Alabama State		11/20/22
Field Goals			
10	2x; last vs. Ole Miss		1/22/23
Field Goal Attempts			
21	at South Carolina		1/5/23
3-Point Field Goals			
2	vs South Alabama		11/10/22
3-Point FG Attempts			
5	vs South Alabama		11/10/22
Free Throws			
9	vs South Alabama		11/10/22
Free Throw Attempts			
11	2x; last vs. Indiana		11/25/22

Opponent	Start	Min.	FG-A	3PT-A	FT-A	O-D-T	PF	Ast.	TO	Blk.	St.	Pts.
SAM HOUSTON	*	31	10-15	1-1	3-3	3-7-10	3	3	1	1	2	24
SOUTH ALABAMA	*	31	4-12	2-5	9-11	1-4-5	3	0	1	1	2	19
GEORGIA TECH	*	33	2-13	0-3	7-9	4-3-7	1	4	1	1	4	11
ALABAMA STATE	*	26	8-15	1-2	4-8	3-4-7	1	1	3	0	6	21
vs. Indiana	*	37	7-17	0-2	8-11	3-0-3	3	1	4	2	3	22
vs. Colorado State	*	29	5-11	0-3	6-6	0-2-2	0	5	2	0	2	16
LITTLE ROCK	*	11	2-6	0-0	2-2	0-2-2	3	0	1	0	1	6
UCF	*	32	7-18	1-3	2-2	3-9-12	1	4	1	2	1	17
UL-LAFAYETTE	*	29	6-12	1-3	2-3	1-6-7	4	0	3	3	0	15
NORTH CAROLINA A&T						--DNP--						
SAMFORD						--DNP--						
NORTH FLORIDA						--DNP--						
at Ole Miss	*	28	4-11	0-2	5-8	2-3-5	2	1	2	0	0	13
MISSOURI	*	31	7-15	0-3	6-8	1-6-7	2	1	2	0	0	20
at South Carolina	*	34	7-21	1-3	1-2	2-2-4	1	1	3	0	4	16
ALABAMA						--DNP--						
at LSU						--DNP--						
at Mississippi State	*	38	7-15	0-2	1-3	2-6-8	0	4	2	0	4	15
OLE MISS	*	36	12-20	1-3	6-8	1-6-7	2	4	4	0	5	31
at Kentucky	*	35	7-16	1-2	5-9	2-1-3	0	4	5	0	3	20
FLORIDA	*	31	5-15	0-1	4-6	3-8-11	2	5	2	0	1	14
ARKANSAS	*	26	0-8	0-1	1-4	2-4-6	2	2	5	0	2	1
SOUTH CAROLINA						--DNP--						
at Alabama		36	6-20	0-4	1-4	5-5-10	2	1	3	1	2	13
TEXAS A&M												
at Tennessee												
at Georgia												
VANDERBILT												

CAREER HIGHS

Points			
31	vs. Ole Miss		1/22/23
Rebounds			
13	at Old Dominion		11/14/21
Assists			
5	vs. Colorado State		11/26/22
Blocks			
3	2x; last vs. UL-Lafayette		12/11/22
Steals			
6	2x; last vs Alabama State		11/20/22
Field Goals			
10	6x; last vs. Ole Miss		1/22/23
Field Goal Attempts			
21	2x; last at South Carolina		1/5/23
3-Point Field Goals			
2	3x; last vs South Alabama		11/10/22
3-Point FG Attempts			
5	vs South Alabama		11/10/22
Free Throws			
11	vs. Charleston So.		11/26/21
Free Throw Attempts			
14	vs. Charleston So.		11/26/21

COULIBALY'S CAREER STATISTICS

SEASON	TEAM	GP-GS	MIN/AVG	Field Goals		3-Point		F-Throws		Rebounds				Scoring						
				FG-FGA	FG%	3FG-3FGA	3FG%	FT-FTA	FT%	OFF	DEF	TOT	AVG	PF-FO	A	TO	BLK	STL	PTS	AVG
2020-21	AUB	23-7	436/19.0	45-128	.352	5-33	.152	23-37	.622	22	49	71	3.1	38-0	19	24	10	20	118	5.1
2021-22	AUB	28-28	908/32.4	175-397	.441	13-58	.224	115-177	.650	77	132	209	7.5	82-2	45	101	19	61	478	17.1
2022-23	AUB	18-17	553/30.7	106-260	.408	9-43	.209	73-107	.682	38	78	116	6.4	32-0	41	45	12	42	294	16.3
TOTAL		69-52	1897/27.5	326-785	.415	27-134	.201	211-321	.657	137	259	396	5.7	152-2	105	170	41	123	890	12.9



Sydney SHAW

#10

Freshman • Guard • 5-9
Miami, Fla. • DME Academy

- Matched career-high with 15 points (3-4 3FG) vs.#1 South Carolina (2/9)
- Named SEC Freshman of the Week (12/28) after 14-point, 4-assist, 4-steal effort vs. North Florida (12/20)
- Season-best 4 steals, matched season-high with 6 assists vs. Samford (12/18)
- Career-high 15 points on 5-7 FG plus 6 assists in win over Louisiana-Lafayette (12/11); followed up with a 14-point, 5 assist night vs. N.C. A&T
- 8 points, season-high 6 assists in win over Alabama State (11/20)
- 12 points on 5-8 shooting (2-2 3FG), 3 assists, 1 blocks in Auburn debut vs. Sam Houston (11/8)
- No. 43 overall prospect on signing day in class of 2022 by ESPN HoopGurlz
- Averaged 12.5 points, 4.6 rebounds, 3.0 assists, 2.3 steals as HS senior at DME Academy
- Led American Heritage HS to fourth straight 5A state title as a junior in 2021


SEASON/CAREER HIGHS

Points	15	2x; last vs. South Carolina	2/9/23
Rebounds	5	2x; last at LSU	1/15/23
Assists	6	3x; last vs Samford	12/18/22
Blocks	2	vs. Florida	1/30/23
Steals	4	2x; last vs. North Florida	12/20/22
Field Goals	6	vs. South Carolina	2/9/23
Field Goal Attempts	16	vs. South Carolina	2/9/23
3-Point Field Goals	3	3x; last vs. South Carolina	2/9/23
3-Point FG Attempts	6	4x; last vs. Alabama	1/8/23
Free Throws	2	4x; last vs. Ole Miss	1/22/23
Free Throw Attempts	2	7x; last vs. Ole Miss	1/22/23

Opponent	Start	Min.	FG-A	3PT-A	FT-A	O-D-T	PF	Ast.	TO	Blk.	St.	Pts.
SAM HOUSTON	*	17	5-8	2-2	0-0	1-1-2	2	3	4	1	0	12
SOUTH ALABAMA	*	29	3-9	0-4	2-2	0-3-3	0	3	3	1	1	8
GEORGIA TECH	*	24	2-14	1-5	0-0	1-3-4	2	3	3	1	1	5
ALABAMA STATE	*	24	3-8	2-6	0-0	0-1-1	1	6	1	0	2	8
vs. Indiana	*	33	3-8	2-6	0-0	0-2-2	1	5	2	0	0	8
vs. Colorado State	*	23	3-7	3-5	0-0	0-3-3	2	0	1	0	0	9
LITTLE ROCK	*	22	3-5	0-1	0-0	0-2-2	0	3	1	0	0	6
UCF		16	4-7	1-2	0-0	0-3-3	1	2	2	0	0	9
UL-LAFAYETTE	*	30	5-7	3-4	2-2	0-1-1	0	6	4	1	1	15
NORTH CAROLINA A&T	*	33	5-12	2-6	2-2	0-3-3	2	5	1	0	0	14
SAMFORD	*	23	2-6	2-5	0-0	0-1-1	0	6	2	0	4	6
NORTH FLORIDA	*	30	5-12	3-5	1-2	0-2-2	1	4	2	0	4	14
at Ole Miss	*	24	2-9	0-3	0-0	1-3-4	1	2	6	0	0	4
MISSOURI	*	26	0-6	0-2	0-0	0-3-3	0	2	1	0	0	0
at South Carolina	*	30	5-15	1-4	0-0	0-2-2	1	1	1	0	0	11
ALABAMA	*	26	3-10	2-6	1-2	0-5-5	0	1	1	1	0	9
at LSU	*	26	4-13	1-3	0-0	1-4-5	2	1	2	0	0	9
at Mississippi State	*	22	3-9	2-6	1-2	1-3-4	2	2	0	0	0	9
OLE MISS	*	29	1-5	1-3	2-2	0-3-3	2	2	2	1	0	5
at Kentucky	*	4	0-0	0-0	0-0	0-1-1	2	0	1	0	0	0
FLORIDA	*	32	3-9	1-2	0-0	0-2-2	0	1	1	2	3	7
ARKANSAS		15	2-7	0-4	0-0	0-1-1	3	0	0	0	1	4
SOUTH CAROLINA	*	27	6-16	3-4	0-0	0-3-3	2	0	1	0	0	15
at Alabama	*	23	0-5	0-4	0-0	1-0-1	0	0	2	0	1	0
TEXAS A&M												
at Tennessee												
at Georgia												
VANDERBILT												

SHAW'S CAREER STATISTICS

SEASON	TEAM	GP-GS	MIN/AVG	Field Goals		3-Point		F-Throws		Rebounds				Scoring						
				FG-FGA	FG%	3FG-3FGA	3FG%	FT-FTA	FT%	OFF	DEF	TOT	AVG	PF-FO	A	TO	BLK	STL	PTS	AVG
2022-23	AUB	24-22	589/24.5	72-207	.348	32-92	.348	11-14	.786	6	55	61	2.5	27-0	58	44	8	18	187	7.8
TOTAL		24-22	589/24.5	72-207	.348	32-92	.348	11-14	.786	6	55	61	2.5	27-0	58	44	8	18	187	7.8



Romi LEVY

#11

Redshirt Sophomore • Forward • 6-2
Herzliya, Israel • Hof Hasharon HS

- Huge game vs. Samford with 14 points, 7 rebounds, season-high 5 assists and 5 steals vs. Samford (12/18)
- Filled stat sheet with 4 points, 8 rebounds, 4 assists, 3 blocks, 1 steal in win over UL-Lafayette (12/11)
- Career-highs with 18 points and 13 rebounds in first start of season vs. Little Rock (11/30); 2nd career double-double
- First career double-double with 16 points, 11 rebounds along with 2 assists, 2 blocks, 3 steals vs. Alabama State (11/20)
- Made first regular-season appearance since March 2021 with 15 minutes against Georgia Tech (11/16)
- Missed 2021-22 season with torn ACL suffered in final week of preseason practice
- 2021 SEC All-Freshman Team selection; averaged 5.4 points, 3.9 rebounds in 22.1 minutes/game
- Completed mandatory national service in Israel before enrolling at Auburn; first AU player from Israel

SEASON HIGHS

Points		
18	vs. Little Rock	11/30/22
Rebounds		
13	vs. Little Rock	11/30/22
Assists		
5	vs Samford	12/18/22
Blocks		
3	vs. UL-Lafayette	12/11/22
Steals		
5	vs Samford	12/18/22
Field Goals		
7	vs Alabama State	11/20/22
Field Goal Attempts		
13	vs. N.C. AGT	12/15/22
3-Point Field Goals		
2	at Mississippi State	1/19/23
3-Point FG Attempts		
3	2x; last at Mississippi State	1/19/23
Free Throws		
5	vs. Little Rock	11/30/22
Free Throw Attempts		
7	at Ole Miss	12/29/22

Opponent	Start	Min.	FG-A	3PT-A	FT-A	O-D-T	PF	Ast.	TO	Blk.	St.	Pts.
SAM HOUSTON						--DNP--						
SOUTH ALABAMA						--DNP--						
GEORGIA TECH		15	1-2	0-1	0-0	0-0-0	1	0	1	1	1	2
ALABAMA STATE		20	7-10	1-1	1-2	4-7-11	1	2	2	2	3	16
vs. Indiana		18	2-4	0-1	0-0	2-0-2	4	2	0	1	0	4
vs. Colorado State		17	0-4	0-0	0-0	0-3-3	3	0	2	0	0	0
LITTLE ROCK	*	31	6-12	1-2	5-6	2-11-13	0	0	2	1	0	18
UCF	*	19	2-4	1-2	0-0	1-3-4	4	0	3	0	0	5
UL-LAFAYETTE	*	25	1-3	1-2	1-2	1-7-8	2	4	2	3	1	4
NORTH CAROLINA A&T	*	28	5-13	1-3	2-3	3-1-4	1	2	1	0	1	13
SAMFORD	*	25	5-6	1-1	2-2	3-4-7	0	5	0	2	5	13
NORTH FLORIDA	*	20	6-6	0-0	2-2	1-4-5	1	2	2	1	2	14
at Ole Miss	*	24	2-9	0-2	3-7	2-2-4	0	0	1	0	0	7
MISSOURI	*	19	3-4	0-0	0-0	0-2-2	3	1	5	1	0	6
at South Carolina	*	21	0-7	0-0	2-4	0-0-0	1	1	0	0	1	2
ALABAMA	*	18	1-6	0-0	0-0	1-1-2	3	2	0	0	0	2
at LSU		8	0-0	0-0	0-0	0-0-0	0	0	1	0	0	0
at Mississippi State		28	3-4	2-3	0-0	1-3-4	2	4	0	0	1	8
OLE MISS		12	2-4	0-0	1-2	0-1-1	1	0	1	0	0	5
at Kentucky						--DNP--						
FLORIDA		12	3-8	0-1	1-2	3-4-7	0	0	2	0	0	7
ARKANSAS		20	3-5	0-2	3-4	1-4-5	3	1	1	1	1	9
SOUTH CAROLINA	*	27	2-6	0-2	2-2	3-3-6	2	1	3	2	0	6
at Alabama	*	4	0-0	0-0	0-0	0-1-1	0	0	0	0	0	0
TEXAS A&M												
at Tennessee												
at Georgia												
VANDERBILT												

CAREER HIGHS

Points		
18	vs. Little Rock	11/30/22
Rebounds		
13	vs. Little Rock	11/30/22
Assists		
7	vs. Kentucky	1/21/21
Blocks		
3	vs. UL-Lafayette	12/11/22
Steals		
6	vs. Georgia	1/2/21
Field Goals		
7	vs Alabama State	11/20/22
Field Goal Attempts		
12	at LSU	12/31/20
3-Point Field Goals		
3	vs. South Carolina	2/4/21
3-Point FG Attempts		
6	at Florida	1/17/21
Free Throws		
5	vs. Little Rock	11/30/22
Free Throw Attempts		
7	at Ole Miss	12/29/22

LEVY'S CAREER STATISTICS

SEASON	TEAM	GP-GS	MIN/AVG	Field Goals		3-Point		F-Throws		Rebounds				Scoring						
				FG-FGA	FG%	3FG-3FGA	3FG%	FT-FTA	FT%	OFF	DEF	TOT	AVG	PF-FO	A	TO	BLK	STL	PTS	AVG
2020-21	AUB	23-14	508/22.1	52-145	.359	16-63	.254	5-14	.357	24	65	89	3.9	43-0	34	32	10	33	125	5.4
2022-23	AUB	21-12	411/19.6	54-117	.462	8-23	.348	25-38	.658	28	61	89	4.2	32-0	27	29	16	15	141	6.7
TOTAL		44-26	919/20.9	106-262	.405	24-86	.279	30-52	.577	52	126	178	4.0	75-0	61	61	26	48	266	6.0



Mar'Shaun BOSTIC

#12

Sophomore • Guard • 5-8
St. Louis, Mo. • Vashon HS

- Huge defensive game at Mississippi State with 3 blocks and 3 steals along with 6 points and 3 rebounds
- Career-high 10 points on 4-4 FG in win over UCF (12/3)
- Played in 27 games, starting four; averaged 3.3 points, 1.9 rebounds, 2.2 assists, 1.5 steals in 16.5 minutes/game
- Season-high 9 points, 4 steals in win over #4 Tennessee; was +25 in 15 minutes off the bench (1/27)
- Matched season-high with 4 assists and no turnovers in 20 minutes vs. Kennesaw State (12/20)
- First-team all-metro by St. Louis Post Dispatch as HS senior; helped Vashon HS to 3rd place in state tournament
- No. 14 in Prep Girls Hoops Missouri Class of 2021 rankings
- Scored 1,352 points in high school career

SEASON HIGHS

Points	11 vs. Ole Miss	1/22/23
Rebounds	4 vs. Little Rock	11/30/22
Assists	4 2x; last vs. Colorado State	11/26/22
Blocks	3 at Mississippi State	1/19/23
Steals	3 2x; last vs. Ole Miss	1/22/23
Field Goals	4 2x; last vs. Ole Miss	1/22/23
Field Goal Attempts	10 at Ole Miss	12/29/22
3-Point Field Goals	1 vs Samford	12/18/22
3-Point FG Attempts	1 2x; last vs Samford	12/18/22
Free Throws	5 at Ole Miss	12/29/22
Free Throw Attempts	9 at Ole Miss	12/29/22

Opponent	Start	Min.	FG-A	3PT-A	FT-A	O-D-T	PF	Ast.	TO	Blk.	St.	Pts.
SAM HOUSTON		20	3-5	0-0	3-6	1-1-2	3	4	4	0	1	9
SOUTH ALABAMA		16	2-4	0-0	2-3	0-1-1	2	1	2	1	0	6
GEORGIA TECH		5	0-2	0-0	0-0	1-0-1	1	0	2	0	0	0
ALABAMA STATE		11	1-1	0-0	0-0	0-0-0	1	1	0	0	1	2
vs. Indiana		10	1-5	0-0	1-2	1-2-3	1	1	0	1	0	3
vs. Colorado State		19	2-4	0-1	3-4	0-0-0	2	4	1	0	2	7
LITTLE ROCK		11	1-7	0-0	0-0	3-1-4	3	2	0	0	1	2
UCF		13	4-4	0-0	2-2	1-1-2	3	1	1	0	1	10
UL-LAFAYETTE		12	2-3	0-0	1-1	0-1-1	3	2	1	0	1	5
NORTH CAROLINA A&T	*	18	1-2	0-0	1-2	0-2-2	4	1	2	0	1	3
SAMFORD	*	19	2-5	1-1	0-0	0-2-2	1	1	2	0	2	5
NORTH FLORIDA		9	2-2	0-0	0-0	0-1-1	4	3	1	0	2	4
at Ole Miss		21	2-10	0-0	5-9	2-1-3	2	3	2	1	2	9
MISSOURI		9	1-3	0-0	0-0	0-0-0	2	0	0	0	2	2
at South Carolina		6	0-3	0-0	0-2	0-1-1	0	1	1	0	0	0
ALABAMA		20	4-7	0-0	2-4	0-3-3	1	3	1	0	2	10
at LSU		11	0-1	0-0	0-0	0-0-0	1	1	2	0	0	0
at Mississippi State		19	3-6	0-0	0-2	1-2-3	5	2	1	3	3	6
OLE MISS		21	4-8	0-0	3-4	2-1-3	3	2	0	1	3	11
at Kentucky		17	2-4	0-0	0-0	0-1-1	1	1	0	1	2	4
FLORIDA		6	1-2	0-0	0-0	0-1-1	1	0	0	0	0	2
ARKANSAS		14	2-4	0-0	2-3	1-1-2	4	1	1	0	1	6
SOUTH CAROLINA		11	3-7	0-0	4-4	0-1-1	2	0	4	0	1	10
at Alabama		20	1-5	0-0	2-2	1-2-3	4	2	4	0	0	4
TEXAS A&M												
at Tennessee												
at Georgia												
VANDERBILT												

CAREER HIGHS

Points	11 vs. Ole Miss	1/22/23
Rebounds	4 6x; last vs. Little Rock	11/30/22
Assists	4 7x; last vs Sam Houston	11/8/22
Blocks	3 at Mississippi State	1/19/23
Steals	4 vs. Tennessee	1/27/22
Field Goals	4 3x; last vs. Ole Miss	1/22/23
Field Goal Attempts	10 at Ole Miss	12/29/22
3-Point Field Goals	1 vs Samford	12/18/22
3-Point FG Attempts	1 2x; last vs Samford	12/18/22
Free Throws	5 at Ole Miss	12/29/22
Free Throw Attempts	9 at Ole Miss	12/29/22

BOSTIC'S CAREER STATISTICS

SEASON	TEAM	GP-GS	MIN/AVG	Field Goals		3-Point		F-Throws		Rebounds				Scoring						
				FG-FGA	FG%	3FG-3FGA	3FG%	FT-FTA	FT%	OFF	DEF	TOT	AVG	PF-FO	A	TO	BLK	STL	PTS	AVG
2021-22	AUB	27-4	446/16.5	36-87	.414	0-0	.000	17-28	.607	10	40	50	1.9	64-1	60	56	5	40	89	3.3
2022-23	AUB	24-2	340/14.2	44-104	.423	1-2	.500	31-50	.620	14	26	40	1.7	54-1	37	32	8	28	120	5.0
TOTAL		51-6	786/15.4	80-191	.419	1-2	.500	48-78	.615	24	66	90	1.8	118-2	97	88	13	68	209	4.1



Oyindamola AKINBOLAWA

#20

Freshman • Center • 6-5

Lagos, Nigeria

- Led Auburn with 7 rebounds, also scored 6 points in career-high 27 minutes vs. South Carolina (2/9)
- Played 11 minutes at LSU with 2 points, 3 rebounds, 2 blocks (1/15)
- Scored first collegiate points vs. Alabama (1/8) with mid-range jumper in second quarter
- Saw first significant action at South Carolina, grabbing 3 rebounds in 13 minutes (1/5)
- Made collegiate debut vs. North Florida (12/20); played two minutes
- Arrived in the U.S. on December 14; was cleared to practice and play later that week, dressed for first time vs. North Florida
- Fourth Auburn women's basketball player from Africa, first from Nigeria

SEASON/CAREER HIGHS

Points	6	vs. South Carolina	2/9/23
Rebounds	7	vs. South Carolina	2/9/23
Assists			
Blocks	2	at LSU	1/15/23
Steals	1	vs. South Carolina	2/9/23
Field Goals	3	vs. South Carolina	2/9/23
Field Goal Attempts	6	vs. South Carolina	2/9/23
3-Point Field Goals			
3-Point FG Attempts			
Free Throws	1	at Alabama	2/12/23
Free Throw Attempts	2	at Alabama	2/12/23

Opponent	Start	Min.	FG-A	3PT-A	FT-A	O-D-T	PF	Ast.	TO	Blk.	St.	Pts.
SAM HOUSTON						--DNP--						
SOUTH ALABAMA						--DNP--						
GEORGIA TECH						--DNP--						
ALABAMA STATE						--DNP--						
vs. Indiana						--DNP--						
vs. Colorado State						--DNP--						
LITTLE ROCK						--DNP--						
UCF						--DNP--						
UL-LAFAYETTE						--DNP--						
NORTH CAROLINA A&T						--DNP--						
SAMFORD						--DNP--						
NORTH FLORIDA		2	0-0	0-0	0-0	0-0-0	1	0	2	0	0	0
at Ole Miss						--DNP--						
MISSOURI						--DNP--						
at South Carolina		13	0-1	0-0	0-0	1-2-3	4	0	2	0	0	0
ALABAMA		4	1-1	0-0	0-0	0-0-0	1	0	0	0	0	2
at LSU		11	1-2	0-0	0-0	1-2-3	2	0	2	2	0	2
at Mississippi State		6	0-0	0-0	0-0	1-0-1	0	0	2	1	0	0
OLE MISS						--DNP--						
at Kentucky						--DNP--						
FLORIDA						--DNP--						
ARKANSAS		3	0-0	0-0	0-0	0-0-0	0	0	1	0	0	0
SOUTH CAROLINA		27	3-6	0-0	0-0	4-3-7	3	0	1	0	1	6
at Alabama		7	0-0	0-0	1-2	1-0-1	0	0	0	0	0	1
TEXAS A&M												
at Tennessee												
at Georgia												
VANDERBILT												

OYINDAMOLA'S CAREER STATISTICS

		Field Goals		3-Point		F-Throws		Rebounds				Scoring								
SEASON	TEAM	GP-GS	MIN/AVG	FG-FGA	FG%	3FG-3FGA	3FG%	FT-FTA	FT%	OFF	DEF	TOT	AVG	PF-FO	A	TO	BLK	STL	PTS	AVG
2022-23	AUB	8-0	74/9.2	5-10	.500	0-0	.000	1-2	.500	8	7	15	1.9	11-0	0	10	3	1	11	1.4
TOTAL		8-0	74/9.2	5-10	.500	0-0	.000	1-2	.500	8	7	15	1.9	11-0	0	10	3	1	11	1.4



Audia YOUNG

#21

Freshman • Guard • 5-9
Tallahassee, Fla. • Florida State University HS

- Will miss 2022-23 season after suffering torn achilles in preseason practice
- Averaged 16.2 points, 3.1 rebounds, 2.7 assists, 1.9 steals per game as high school senior
- Daughter of former Auburn All-American Carolyn Jones-Young and Missouri men's basketball assistant coach CY Young
- Will wear her mother's No. 21, which was retired by Auburn following Jones' storied career

SEASON/CAREER HIGHS

- Points
- Rebounds
- Assists
- Blocks
- Steals
- Field Goals
- Field Goal Attempts
- 3-Point Field Goals
- 3-Point FG Attempts
- Free Throws
- Free Throw Attempts

Opponent	Start	Min.	FG-A	3PT-A	FT-A	O-D-T	PF	Ast.	TO	Blk.	St.	Pts.
SAM HOUSTON												
SOUTH ALABAMA												
GEORGIA TECH												
ALABAMA STATE												
vs. Indiana												
vs. Colorado State												
LITTLE ROCK												
UCF												
UL-LAFAYETTE												
NORTH CAROLINA A&T												
SAMFORD												
NORTH FLORIDA												
at Ole Miss												
MISSOURI												
at South Carolina												
ALABAMA												
at LSU												
at Mississippi State												
OLE MISS												
at Kentucky												
FLORIDA												
ARKANSAS												
SOUTH CAROLINA												
at Alabama												
TEXAS A&M												
at Tennessee												
at Georgia												
VANDERBILT												

--OUT FOR 2022-23 SEASON--

YOUNG'S CAREER STATISTICS



Honesty SCOTT-GRAYSON

#23

Redshirt Senior • Guard • 5-8

Brick, N.J. • Riverdale Baptist HS (Md.) • Baylor

- Missed first three SEC games while recovering from minor injuries sustained in car accident over holiday break, returned vs. Alabama
- Career-high 31 points on 10-18 FG, 4-8 3FG, 7-9 FT along with season-best 5 steals vs. North Carolina A&T (12/15)
- Scored 22 points against Indiana; averaged 18.0 points, 5.5 rebounds in two games in Las Vegas (11/25-26)
- Career-high 5 steals along with 12 points, 4 assists in season-opening win over Sam Houston (11/8)
- Played in all 28 games as a junior, starting 27; averaged 13.0 points, 5.7 rebounds, 1.9 assists, 1.3 steals in 2021-22
- Recorded three double-doubles as a junior, including 21 points and a career-high 14 rebounds against Florida (2/14/22)
- 2018 McDonald's All-American & 2018 Jordan Brand Classic All-American

SEASON HIGHS

Points	31	vs. N.C. A&T	12/15/22
Rebounds	7	2x; last at Kentucky	1/26/23
Assists	5	vs Sam Houston	11/8/22
Blocks	2	2x; last vs. Samford	12/18/22
Steals	5	2x; last vs. N.C. A&T	12/15/22
Field Goals	10	vs. N.C. A&T	12/15/22
Field Goal Attempts	18	2x; last vs. N.C. A&T	12/15/22
3-Point Field Goals	4	2x; last vs. N.C. A&T	12/15/22
3-Point FG Attempts	8	vs. N.C. A&T	12/15/22
Free Throws	7	2x; last vs. N.C. A&T	12/15/22
Free Throw Attempts	9	2x; last vs. N.C. A&T	12/15/22

Opponent	Start	Min.	FG-A	3PT-A	FT-A	O-D-T	PF	Ast.	TO	Blk.	St.	Pts.
SAM HOUSTON	*	20	5-7	0-1	2-2	0-3-3	5	5	4	0	5	12
SOUTH ALABAMA	*	26	2-7	2-3	0-0	1-4-5	3	3	1	0	1	6
GEORGIA TECH	*	33	4-18	1-5	2-2	0-3-3	3	1	4	0	1	11
ALABAMA STATE	*	15	3-6	0-2	0-0	0-0-0	2	3	1	0	0	6
vs. Indiana	*	31	8-15	4-6	2-3	2-4-6	4	1	4	1	0	22
vs. Colorado State	*	26	6-14	1-3	3-4	2-3-5	3	3	1	0	1	16
LITTLE ROCK	*	24	8-11	3-5	1-2	0-4-4	2	0	2	1	1	20
UCF	*	25	6-12	3-3	7-9	0-5-5	2	2	4	2	1	22
UL-LAFAYETTE	*	32	4-10	3-7	2-4	1-4-5	2	3	4	1	2	13
NORTH CAROLINA A&T	*	32	10-18	4-8	7-9	1-4-5	2	3	3	0	5	31
SAMFORD	*	19	5-13	2-6	2-2	0-3-3	1	1	1	2	3	14
NORTH FLORIDA	*	24	6-9	2-2	3-4	0-2-2	3	2	0	1	2	17
at Ole Miss						--DNP--						
MISSOURI						--DNP--						
at South Carolina						--DNP--						
ALABAMA		17	2-6	1-4	1-2	1-0-1	3	1	2	0	0	6
at LSU	*	28	3-13	0-2	1-2	2-5-7	2	3	2	1	1	7
at Mississippi State	*	32	5-14	1-5	1-2	1-1-2	3	1	3	0	1	12
OLE MISS	*	38	3-9	2-3	3-4	0-2-2	4	3	3	0	2	11
at Kentucky	*	38	4-12	1-4	3-4	0-7-7	3	2	3	1	4	12
FLORIDA	*	30	4-8	0-1	1-2	1-4-5	4	4	4	0	2	9
ARKANSAS	*	30	3-11	0-3	5-8	0-3-3	5	2	1	0	2	11
SOUTH CAROLINA	*	29	2-11	0-0	0-2	1-2-3	1	1	1	0	2	4
at Alabama	*	19	1-4	0-1	0-0	0-1-1	1	1	3	0	3	2
TEXAS A&M												
at Tennessee												
at Georgia												
VANDERBILT												

CAREER HIGHS (incl. 18-19 at Baylor)

Points	31	vs. N.C. A&T	12/15/22
Rebounds	14	vs. Florida	2/14/22
Assists	6	vs. Charleston So.	11/26/21
Blocks	4	at Alabama	1/2/22
Steals	5	6x; last vs. N.C. A&T	12/15/22
Field Goals	10	3x; last vs. N.C. A&T	12/15/22
Field Goal Attempts	20	vs. Florida	2/14/22
3-Point Field Goals	4	5x; last vs. N.C. A&T	12/15/22
3-Point FG Attempts	8	3x; last vs. N.C. A&T	12/15/22
Free Throws	8	at Arkansas	1/31/21
Free Throw Attempts	9	3x; last vs. N.C. A&T	12/15/22

SCOTT-GRAYSON'S CAREER STATISTICS

SEASON	TEAM	GP-GS	MIN/AVG	Field Goals		3-Point		F-Throws		Rebounds				Scoring						
				FG-FGA	FG%	3FG-3FGA	3FG%	FT-FTA	FT%	OFF	DEF	TOT	AVG	PF-FO	A	TO	BLK	STL	PTS	AVG
2018-19	Baylor	29-0	193/6.7	25-51	.490	5-11	.455	19-26	.731	10	15	25	0.9	26-1	24	24	3	9	74	2.6
2020-21	AUB	24-24	680/28.4	129-318	.406	22-73	.301	67-88	.761	21	78	99	4.1	58-0	41	47	5	50	347	14.5
2021-22	AUB	28-27	870/31.1	135-342	.395	19-74	.257	74-110	.673	34	125	159	5.7	76-3	53	68	10	37	363	13.0
2022-23	AUB	21-20	569/27.1	94-228	.412	30-74	.405	46-67	.687	13	64	77	3.7	58-2	45	51	10	39	264	12.6
TOTAL FOR AUB		73-71	2119/29.0	358-888	.403	71-221	.321	187-265	.706	68	267	335	4.6	192-5	139	166	25	126	974	13.3
TOTAL		102-71	2312/22.7	383-939	.408	76-232	.328	206-291	.708	78	282	360	3.5	218-6	163	190	28	135	1048	10.3



Carsen McFADDEN

#24

Junior • Guard • 5-7
Fairview, Texas • Lovejoy HS

- Career-high 4 points in 4 minutes against UL-Lafayette (12/11); matched that along with career-high 2 steals vs. Samford (12/18)
- Career-high 3 rebounds while playing 6 minutes vs. UCF (12/3)
- Made first career 3-pointer in final minute vs. Alabama State; also had 1 rebound and 1 assist (11/20)
- Played in 8 games as a sophomore, averaging 3.6 minutes per game
- Appeared in 6 games as a freshman in 2020-21
- All-state selection at Lovejoy HS as a senior and two-year team captain
- Owns high school records for rebounds in a single game (19), season (340) and career (1,047) and steals in a game (15), season (145) and career (418)
- Has a twin sister, Claire, who also attends Auburn

SEASON HIGHS

Points	4	2x; last vs Samford	12/18/22
Rebounds	3	vs. UCF	12/3/22
Assists	1	2x; last at Alabama	2/12/23
Blocks			
Steals	2	vs Samford	12/18/22
Field Goals	2	vs Samford	12/18/22
Field Goal Attempts	5	vs. UCF	12/3/22
3-Point Field Goals	1	vs Alabama State	11/20/22
3-Point FG Attempts	2	vs. N.C. A&T	12/15/22
Free Throws	2	vs. UL-Lafayette	12/11/22
Free Throw Attempts	3	vs. UL-Lafayette	12/11/22

Opponent	Start	Min.	FG-A	3PT-A	FT-A	O-D-T	PF	Ast.	TO	Blk.	St.	Pts.
SAM HOUSTON		2	0-1	0-1	0-0	0-0-0	0	0	0	0	0	0
SOUTH ALABAMA						--DNP--						
GEORGIA TECH						--DNP--						
ALABAMA STATE		5	1-2	1-1	0-0	0-1-1	2	1	0	0	0	3
vs. Indiana						--DNP--						
vs. Colorado State						--DNP--						
LITTLE ROCK		2	0-1	0-0	0-0	0-0-0	0	0	0	0	0	0
UCF		6	0-5	0-1	0-0	2-1-3	0	0	0	0	0	0
UL-LAFAYETTE		4	1-1	0-0	2-3	2-0-2	0	0	0	0	0	4
NORTH CAROLINA A&T		3	0-2	0-2	0-0	0-1-1	2	0	0	0	0	0
SAMFORD		10	2-3	0-0	0-0	0-0-0	0	0	1	0	2	4
NORTH FLORIDA		4	0-0	0-0	0-0	1-1-2	0	0	0	0	0	0
at Ole Miss		3	0-0	0-0	0-0	0-0-0	1	0	0	0	0	0
MISSOURI						--DNP--						
at South Carolina		3	0-0	0-0	0-0	0-0-0	0	0	0	0	0	0
ALABAMA		2	0-1	0-1	0-0	0-0-0	0	0	0	0	0	0
at LSU		2	0-0	0-0	0-0	0-1-1	0	0	0	0	0	0
at Mississippi State						--DNP--						
OLE MISS						--DNP--						
at Kentucky						--DNP--						
FLORIDA						--DNP--						
ARKANSAS						--DNP--						
SOUTH CAROLINA		3	0-0	0-0	0-0	0-0-0	0	0	0	0	0	0
at Alabama		1	0-0	0-0	0-0	0-0-0	1	1	0	0	0	0
TEXAS A&M												
at Tennessee												
at Georgia												
VANDERBILT												

CAREER HIGHS

Points	4	2x; last vs Samford	12/18/22
Rebounds	3	vs. UCF	12/3/22
Assists	3	vs. South Alabama	12/13/20
Blocks			
Steals	2	vs Samford	12/18/22
Field Goals	2	vs Samford	12/18/22
Field Goal Attempts	5	vs. UCF	12/3/22
3-Point Field Goals	1	vs Alabama State	11/20/22
3-Point FG Attempts	2	vs. N.C. A&T	12/15/22
Free Throws	2	vs. UL-Lafayette	12/11/22
Free Throw Attempts	3	vs. UL-Lafayette	12/11/22

McFADDEN'S CAREER STATISTICS

SEASON	TEAM	GP-GS	MIN/AVG	Field Goals		3-Point		F-Throws		Rebounds				Scoring						
				FG-FGA	FG%	3FG-3FGA	3FG%	FT-FTA	FT%	OFF	DEF	TOT	AVG	PF	FO	A	TO	BLK	STL	PTS
2020-21	AUB	6-0	20/3.3	1-3	.333	0-0	.000	1-2	.500	2	1	3	0.5	0-0	4	1	0	1	3	0.5
2021-22	AUB	8-0	29/3.6	1-6	.167	0-1	.000	0-0	.000	0	4	4	0.5	6-0	1	4	0	0	2	0.3
2022-23	AUB	14-0	49/3.5	4-16	.250	1-6	.167	2-3	.667	5	5	10	0.7	6-0	2	1	0	2	11	0.8
TOTAL		28-0	98/3.5	6-25	.240	1-7	.143	3-5	.600	7	10	17	0.6	12-0	7	6	0	3	16	0.6



Kharyssa RICHARDSON

#33

Freshman • Forward • 6-2
Douglasville, Ga. • New Manchester HS

- Named SEC Freshman of the Week after career-best 15 points, 16 rebounds in win over Florida (1/30)
- Returned after missing 3 games with injury vs. North Carolina A&T; had 8 points, 6 rebounds and season-high 2 blocks
- Had 9 rebounds vs. Colorado State (11/26) before leaving game with injury late in 4th quarter
- Started in Auburn debut vs. Sam Houston with 5 points, 7 rebounds, 2 steals (11/8)
- Averaged 18.3 points, 8.9 rebounds, 1.9 steals, 1.9 blocks, 1.2 assists as a high school senior
- Georgia Class 5A all-state selection in 2021 as a junior
- In 103 high school games, averaged 13.1 points, 7.5 rebounds, 1.8 blocks, 1.7 steals, 1.0 assists

SEASON/CAREER HIGHS

Points	15	2x; last at Alabama	2/12/23
Rebounds	16	vs. Florida	1/30/23
Assists	2	at Mississippi State	1/19/23
Blocks	3	vs. Florida	1/30/23
Steals	3	vs Samford	12/18/22
Field Goals	7	vs. Florida	1/30/23
Field Goal Attempts	14	vs. Florida	1/30/23
3-Point Field Goals			
3-Point FG Attempts	2	vs Georgia Tech	11/16/22
Free Throws	5	2x; last at Alabama	2/12/23
Free Throw Attempts	7	at Alabama	2/12/23

Opponent	Start	Min.	FG-A	3PT-A	FT-A	O-D-T	PF	Ast.	TO	Blk.	St.	Pts.
SAM HOUSTON	*	24	2-9	0-0	1-2	4-3-7	3	0	3	1	2	5
SOUTH ALABAMA	*	33	4-8	0-1	1-2	3-4-7	3	0	5	1	1	9
GEORGIA TECH	*	10	1-3	0-2	0-0	0-2-2	1	0	0	0	1	2
ALABAMA STATE	*	18	4-5	0-0	0-0	5-1-6	2	0	1	1	0	8
vs. Indiana	*	9	1-2	0-0	0-0	0-2-2	2	0	1	0	1	2
vs. Colorado State	*	21	2-3	0-0	0-0	2-7-9	3	0	2	0	1	4
LITTLE ROCK						--DNP--						
UCF						--DNP--						
UL-LAFAYETTE						--DNP--						
NORTH CAROLINA A&T	*	23	4-8	0-0	0-0	2-4-6	3	0	0	2	1	8
SAMFORD	*	22	4-9	0-0	0-0	2-2-4	3	1	1	2	3	8
NORTH FLORIDA	*	26	3-6	0-0	4-5	0-6-6	3	0	2	0	1	10
at Ole Miss	*	31	3-8	0-1	2-2	6-2-8	2	0	2	1	1	8
MISSOURI	*	13	0-4	0-0	2-2	0-3-3	2	0	0	1	0	2
at South Carolina	*	14	0-1	0-0	0-2	0-1-1	2	0	1	0	0	0
ALABAMA		21	3-9	0-0	5-5	2-1-3	2	0	1	0	0	11
at LSU	*	25	5-10	0-1	0-2	2-3-5	3	1	2	2	1	10
at Mississippi State	*	15	2-5	0-0	2-2	0-0-0	4	2	1	0	1	6
OLE MISS	*	17	3-11	0-0	2-2	3-1-4	2	0	0	1	1	8
at Kentucky	*	20	2-7	0-0	3-3	4-1-5	3	0	0	2	0	7
FLORIDA	*	36	7-14	0-0	1-2	4-12-16	2	0	1	3	1	15
ARKANSAS	*	19	2-3	0-0	1-2	2-3-5	3	0	2	1	0	5
SOUTH CAROLINA	*	6	0-0	0-0	0-0	0-0-0	3	0	0	0	0	0
at Alabama	*	27	5-8	0-0	5-7	5-3-8	3	0	1	1	1	15
TEXAS A&M												
at Tennessee												
at Georgia												
VANDERBILT												

RICHARDSON'S CAREER STATISTICS

SEASON	TEAM	GP-GS	MIN/AVG	Field Goals		3-Point		F-Throws		Rebounds				Scoring						
				FG-FGA	FG%	3FG-3FGA	3FG%	FT-FTA	FT%	OFF	DEF	TOT	AVG	PF-FO	A	TO	BLK	STL	PTS	AVG
2022-23	AUB	21-20	430/20.5	57-133	.429	0-5	.000	29-40	.725	46	61	107	5.1	54-0	4	26	19	17	143	6.8
TOTAL		21-20	430/20.5	57-133	.429	0-5	.000	29-40	.725	46	61	107	5.1	54-0	4	26	19	17	143	6.8



Precious JOHNSON

#51

Junior • Center • 6-5
 Baytown, Texas • Sterling HS • Texas

- Scored season-high 13 points on 5-6 shooting along with 6 rebounds at LSU (1/15)
- 4 points, 7 rebounds in first action of 2022-23 season vs. Georgia Tech (11/16); missed first two games with illness
- Played in 12 games, earning 8 starts in 2021-22; averaged 5.2 points, 4.0 rebounds, 1.2 blocks, 0.7 steals
- Enrolled at Auburn for spring 2022 semester; finished fall semester at Texas after signing with Auburn in October
- First double-double with career-high 18 points and 10 rebounds at Kentucky (2/27)
- Appeared in nine games at Texas as a freshman in 2020-21; averaged 4.0 minutes per appearance
- Ranked as No. 33 post player in class of 2020 by ESPN HoopGurlz

SEASON HIGHS

Points	13	at LSU	1/15/23
Rebounds	7	2x; last vs. UCF	12/3/22
Assists			
Blocks	1	5x; last at Mississippi State	1/19/23
Steals	1	4x; last vs. North Florida	12/20/22
Field Goals	5	at LSU	1/15/23
Field Goal Attempts	6	2x; last at Kentucky	1/26/23
3-Point Field Goals			
3-Point FG Attempts			
Free Throws	3	3x; last at LSU	1/15/23
Free Throw Attempts	6	2x; last at LSU	1/15/23

Opponent	Start	Min.	FG-A	3PT-A	FT-A	O-D-T	PF	Ast.	TO	Blk.	St.	Pts.
SAM HOUSTON						--DNP--						
SOUTH ALABAMA						--DNP--						
GEORGIA TECH		17	2-4	0-0	0-0	6-1-7	4	0	2	1	0	4
ALABAMA STATE		14	1-4	0-0	0-0	1-2-3	2	0	1	0	1	2
vs. Indiana		23	3-4	0-0	2-6	4-1-5	1	0	2	0	0	8
vs. Colorado State		7	1-1	0-0	2-2	0-0-0	0	0	0	0	1	4
LITTLE ROCK		17	1-5	0-0	0-0	3-0-3	2	0	0	1	0	2
UCF		19	2-2	0-0	0-0	4-3-7	2	0	3	0	0	4
UL-LAFAYETTE		15	1-2	0-0	3-4	2-0-2	3	0	1	0	1	5
NORTH CAROLINA A&T		12	1-2	0-0	1-2	4-0-4	4	0	0	0	0	3
SAMFORD		18	4-5	0-0	3-4	2-3-5	1	0	2	0	0	11
NORTH FLORIDA		12	1-3	0-0	0-0	1-0-1	0	0	1	1	1	2
at Ole Miss	*	11	0-0	0-0	0-0	0-2-2	5	0	1	0	0	0
MISSOURI		9	1-1	0-0	0-0	0-0-0	0	0	0	0	0	2
at South Carolina		17	0-0	0-0	0-0	2-0-2	4	0	0	1	0	0
ALABAMA	*	16	0-0	0-0	2-2	1-3-4	3	0	3	0	0	2
at LSU	*	29	5-6	0-0	3-6	6-0-6	3	0	1	0	0	13
at Mississippi State		18	1-3	0-0	0-0	1-2-3	3	0	1	1	0	2
OLE MISS		12	0-0	0-0	2-2	0-1-1	3	0	1	0	0	2
at Kentucky		17	4-6	0-0	0-0	1-2-3	2	0	0	0	0	8
FLORIDA		3	0-0	0-0	0-0	0-0-0	1	0	0	0	0	0
ARKANSAS						--DNP--						
SOUTH CAROLINA						--DNP--						
at Alabama		3	0-0	0-0	0-0	1-0-1	0	0	0	0	0	0
TEXAS A&M												
at Tennessee												
at Georgia												
VANDERBILT												

CAREER HIGHS

Points	18	at Kentucky	2/27/22
Rebounds	10	at Kentucky	2/27/22
Assists			
Blocks	3	vs. Alabama	1/23/22
Steals	1	10x; last vs. North Florida	12/20/22
Field Goals	6	at Kentucky	2/27/22
Field Goal Attempts	14	at Kentucky	2/27/22
3-Point Field Goals			
3-Point FG Attempts			
Free Throws	6	at Kentucky	2/27/22
Free Throw Attempts	8	at Kentucky	2/27/22

JOHNSON'S CAREER STATISTICS

SEASON	TEAM	GP-GS	MIN/AVG	Field Goals		3-Point		F-Throws		Rebounds				Scoring						
				FG-FGA	FG%	3FG-3FGA	3FG%	FT-FTA	FT%	OFF	DEF	TOT	AVG	PF	FO	A	TO	BLK	STL	PTS
2020-21	UT	9-0	36/4.0	0-4	.000	0-0	.000	2-4	.500	2	3	5	0.6	9-0	0	2	1	1	2	0.2
2021-22	AUB	12-8	242/20.1	24-53	.453	0-0	.000	14-28	.500	24	24	48	4.0	39-0	0	17	14	8	62	5.2
2022-23	AUB	20-3	290/14.5	28-48	.583	0-0	.000	18-28	.643	39	20	59	3.0	43-1	0	19	5	4	74	3.7
TOTAL FOR AUB		32-11	531/16.6	52-101	.515	0-0	.000	32-56	.571	63	44	107	3.3	82-1	0	36	19	12	136	4.3
TOTAL		41-11	567/13.8	52-105	.495	0-0	.000	34-60	.567	65	47	112	2.7	91-1	0	38	20	13	138	3.4

Exhibition | Nov. 3, 2022 | Auburn, Ala. Auburn 81, Tuskegee 59

Official Basketball Box Score - Final Tuskegee at Auburn. Game Time: 7:00 PM. Game Duration: 2:07. Shooting By Period: 1st FG% 5-24 20.8%, 3PT% 1-5 20.0%, FT% 2-2 100%.

Auburn - 81. Record: 0-0. Shooting By Period: 1st FG% 8-21 38.1%, 3PT% 0-3 0.0%, FT% 2-4 50.0%.

Technical Fouls: Duhon 3rd 0:21. Biggest lead: 2 (1st 9:19), 24 (4th 0:20). Points from Turnovers: TUSK 5, Auburn 22.

Game 1 | Nov. 8, 2022 | Auburn, Ala. Auburn 90, Sam Houston 76

Official Basketball Box Score - Final Sam Houston at Auburn. Game Time: 7:00 PM. Game Duration: 2:22. Attendance: 1,913. Shooting By Period: 1st FG% 6-14 42.9%, 3PT% 2-4 50.0%, FT% 4-8 50.0%.

Auburn - 90. Record: 1-0. Shooting By Period: 1st FG% 7-12 58.3%, 3PT% 0-0 0.0%, FT% 8-10 80.0%.

Technical Fouls: NONE. Biggest lead: 1 (1st 6:25), 26 (3rd 3:32). Points from Turnovers: SHSU 25, Auburn 31.

Game 2 | Nov. 10, 2022 | Auburn, Ala. Auburn 71, South Alabama 62

Official Basketball Box Score - Final South Alabama at Auburn. Game Time: 7:00 PM. Game Duration: 2:05. Attendance: 1,955. Shooting By Period: 1st FG% 4-15 26.7%, 3PT% 1-7 14.3%, FT% 3-3 100%.

Auburn - 71. Record: 2-0. Shooting By Period: 1st FG% 4-15 26.7%, 3PT% 0-4 0.0%, FT% 8-10 80.0%.

Technical Fouls: NONE. Biggest lead: 4 (2nd 8:44), 15 (3rd 5:56). Points from Turnovers: USA 10, Auburn 28.

Game 3 | Nov. 16, 2022 | Auburn, Ala. Georgia Tech 57, Auburn 51

Official Basketball Box Score - Final Georgia Tech at Auburn. Game Time: 7:00 PM. Game Duration: 2:06. Attendance: 1,932. Shooting By Period: 1st FG% 7-11 63.6%, 3PT% 3-5 60.0%, FT% 0-0 0.0%.

Auburn - 51. Record: 2-1. Shooting By Period: 1st FG% 1-18 5.6%, 3PT% 1-6 16.7%, FT% 2-2 100%.

Technical Fouls: NONE. Biggest lead: 15 (2nd 4:53), 3 (1st 9:22). Points from Turnovers: Tech 10, Auburn 14.

Game 4 | Nov. 20, 2022 | Auburn, Ala. Auburn 88, Alabama State 49

Official Basketball Box Score - Final. Alabama St. at Auburn. 11/20/22 Neville Arena, Auburn, Ala. 2022-23 Women's Basketball. Game Time: 2:00 PM. Game Duration: 1:58. Attendance: 2,065. Officials: Saf Esfo, Stephanie Barksdale, Royce Bevins. Record: 0-4. Shooting By Period: 1st FG% 5-13 38.5%, 3PT% 0-4 0.0%, FT% 1-2 50.0%.

Auburn - 88. Record: 3-1. Shooting By Period: 1st FG% 7-16 43.8%, 3PT% 2-5 40.0%, FT% 6-13 46.2%. 2nd FG% 9-14 64.3%, 3PT% 1-4 25.0%, FT% 1-1 100%. 4th FG% 12-20 60.0%, 3PT% 4-6 66.7%, FT% 0-0 0.0%.

Technical Fouls: NONE. Biggest lead: 3 (1st 8:59), 39 (3rd 0:44). Best Scoring Run: 5 (2nd 8:23), 9 (1st 5:26). Lead Changes: 1. Times Tied: 1. Time with Lead: 03:07, 36:17.

Game 5 | Nov. 25, 2022 | Las Vegas, Nev. #6/5 Indiana 96, Auburn 81

Official Basketball Box Score - Final. Indiana at Auburn. 11/25/22 Mirage, Las Vegas. 2022-23 Women's Basketball. Game Time: 5:45 PM. Game Duration: 2:01. Attendance: 2,971. Officials: Eric Brewton, Doug Night, Ashley Birch. Record: 6-0. Shooting By Period: 1st FG% 9-14 64.3%, 3PT% 2-6 33.3%, FT% 5-6 83.3%.

Auburn - 81. Record: 3-2. Shooting By Period: 1st FG% 7-16 43.8%, 3PT% 2-5 40.0%, FT% 6-13 46.2%. 2nd FG% 9-14 64.3%, 3PT% 1-4 25.0%, FT% 1-1 100%. 4th FG% 12-20 60.0%, 3PT% 4-6 66.7%, FT% 0-0 0.0%.

Technical Fouls: NONE. Biggest lead: 15 (2nd 3:55), 2 (1st 6:47). Best Scoring Run: 11 (2nd 4:57), 6 (3rd 0:14). Lead Changes: 6. Times Tied: 5. Time with Lead: 35:50, 01:03.

Game 6 | Nov. 26, 2022 | Las Vegas, Nev. Auburn 74, Colorado State 73

Official Basketball Box Score - Final. Auburn at Colorado St. 11/26/22 Mirage, Las Vegas. 2022-23 Women's Basketball. Game Time: 3:30 PM. Game Duration: 2:51. Attendance: 2,511. Officials: Doug Knight, Kalai Enterline, Amy Krommenhoek. Record: 4-2. Shooting By Period: 1st FG% 7-16 43.8%, 3PT% 1-4 25.0%, FT% 2-4 50.0%.

Auburn - 74. Record: 4-2. Shooting By Period: 1st FG% 7-16 43.8%, 3PT% 1-4 25.0%, FT% 2-4 50.0%. 2nd FG% 9-15 60.0%, 3PT% 3-3 100.0%, FT% 4-4 100.0%. 3rd FG% 4-14 28.6%, 3PT% 1-3 33.3%, FT% 3-4 75.0%. 4th FG% 7-14 50.0%, 3PT% 0-4 0.0%, FT% 6-8 75.0%.

Technical Fouls: NONE. Biggest lead: 6 (3rd 6:09), 8 (2nd 7:12). Best Scoring Run: 6 (3rd 8:34), 7 (2nd 7:12). Lead Changes: 18. Times Tied: 8. Time with Lead: 19:39, 15:59.

Game 7 | Nov. 30, 2022 | Auburn, Ala. Auburn 70, Little Rock 48

Official Basketball Box Score - Final. Little Rock at Auburn. 11/30/22 Neville Arena, Auburn, Ala. 2022-23 Women's Basketball. Game Time: 12:00 PM. Game Duration: 1:55. Attendance: 1,855. Officials: Brian Hall, Chaney Muench, Saf Esfo. Record: 1-4. Shooting By Period: 1st FG% 7-16 43.8%, 3PT% 1-4 25.0%, FT% 2-4 50.0%.

Auburn - 70. Record: 5-2. Shooting By Period: 1st FG% 6-14 42.9%, 3PT% 2-9 22.2%, FT% 4-5 80.0%. 2nd FG% 6-10 60.0%, 3PT% 2-4 50.0%, FT% 7-8 87.5%. 3rd FG% 7-15 46.7%, 3PT% 2-5 40.0%, FT% 0-0 0.0%. 4th FG% 5-12 41.7%, 3PT% 2-3 66.7%, FT% 6-7 85.7%.

Technical Fouls: NONE. Biggest lead: 0 (1st 10:00), 26 (3rd 3:56). Best Scoring Run: 4 (1st 3:24), 10 (2nd 9:41). Lead Changes: 0. Times Tied: 0. Time with Lead: 00:00, 39:42.

Game 8 | Dec. 3, 2022 | Auburn, Ala. Auburn 86, UCF 46

Official Basketball Box Score - Final UCF at Auburn. Game Time: 2:00 PM. Game Duration: 2:06. Attendance: 1,892. UCF - 46. Record: 6-1. Shooting By Period: 1st FG% 3-15 20.0%, 3PT% 0-1 0.0%, FT% 0-2 0%. 2nd FG% 4-16 25.0%, 3PT% 0-2 0.0%, FT% 3-4 75%. 3rd FG% 4-14 28.6%, 3PT% 0-3 0.0%, FT% 8-9 88.9%. 4th FG% 2-13 15.4%, 3PT% 0-2 0.0%, FT% 9-13 69.2%. GM FG% 13-58 22.4%, 3PT% 0-8 0.0%, FT% 20-28 71.4%. Technical Fouls: NONE.

Auburn - 86. Record: 6-2. Shooting By Period: 1st FG% 8-17 47.1%, 3PT% 1-2 50.0%, FT% 4-5 80%. 2nd FG% 9-18 50.0%, 3PT% 1-1 10.0%, FT% 7-8 87.5%. 3rd FG% 6-15 40.0%, 3PT% 2-5 40.0%, FT% 0-2 0%. 4th FG% 10-19 52.6%, 3PT% 3-5 60.0%, FT% 3-4 75%. GM FG% 33-69 47.8%, 3PT% 6-13 46.2%, FT% 14-19 73.7%. Technical Fouls: NONE.

UCF Auburn. Biggest lead: 2 (1st 8:48) / 43 (4th 3:06). Best Scoring Run: 7 (3rd 7:55) / 15 (2nd 8:14). Lead Changes: 1. Times Tied: 1. Time with Lead: 00:22 / 37:50. Points from Turnovers: UCF 14, Auburn 26. Paint: UCF 24, Auburn 42. Second Chance: UCF 9, Auburn 13. Fast Breaks: UCF 7, Auburn 23. Bench: UCF 17, Auburn 33. Period by Period Scoring: UCF 6, Auburn 11, 16, 13, 46.

Game 9 | Dec. 11, 2022 | Auburn, Ala. Auburn 81, Louisiana-Lafayette 41

Official Basketball Box Score - Final Louisiana at Auburn. Game Time: 2:00 PM. Game Duration: 2:06. Attendance: 2,447. Louisiana - 41. Record: 5-5. Shooting By Period: 1st FG% 3-16 18.8%, 3PT% 0-2 0.0%, FT% 3-8 37.5%. 2nd FG% 4-10 40.0%, 3PT% 0-0 0.0%, FT% 5-10 50.0%. 3rd FG% 1-13 7.7%, 3PT% 0-1 0.0%, FT% 1-4 25.0%. 4th FG% 7-13 53.8%, 3PT% 1-5 20.0%, FT% 1-2 50.0%. GM FG% 15-52 28.8%, 3PT% 1-8 12.5%, FT% 10-24 41.7%. Technical Fouls: NONE.

Auburn - 81. Record: 7-2. Shooting By Period: 1st FG% 1-3 33.3%, 3PT% 0-1 0.0%, FT% 1-1 100%. 2nd FG% 1-3 33.3%, 3PT% 0-1 0.0%, FT% 3-4 75%. 3rd FG% 4-10 40.0%, 3PT% 0-1 0.0%, FT% 2-2 100%. 4th FG% 10-19 52.6%, 3PT% 3-5 60.0%, FT% 3-4 75%. GM FG% 33-69 47.8%, 3PT% 6-13 46.2%, FT% 14-19 73.7%. Technical Fouls: NONE.

Cajuns Tigers. Biggest lead: 0 (1st 10:00) / 40 (4th 0:09). Best Scoring Run: 6 (4th 8:35) / 12 (3rd 6:45). Lead Changes: 0. Times Tied: 0. Time with Lead: 00:00 / 39:41. Points from Turnovers: Cajuns 17, Tigers 25. Paint: Cajuns 22, Tigers 26. Second Chance: Cajuns 5, Tigers 2. Fast Breaks: Cajuns 4, Tigers 13. Bench: Cajuns 9, Tigers 31. Period by Period Scoring: Cajuns 9, 13, 3, 16, 41.

Game 10 | Dec. 15, 2022 | Auburn, Ala. Auburn 79, North Carolina A&T 63

Official Basketball Box Score - Final N.C. A&T at Auburn. Game Time: 7:00 PM. Game Duration: 2:04. Attendance: 1,795. N.C. A&T - 63. Record: 5-4. Shooting By Period: 1st FG% 3-12 25.0%, 3PT% 0-2 0.0%, FT% 4-5 80%. 2nd FG% 3-10 30.0%, 3PT% 0-1 0.0%, FT% 6-8 75%. 3rd FG% 8-14 57.1%, 3PT% 2-4 50.0%, FT% 8-9 88.9%. 4th FG% 3-16 18.8%, 3PT% 1-3 33.3%, FT% 8-11 72.7%. GM FG% 17-52 32.7%, 3PT% 3-10 30.0%, FT% 26-33 78.8%. Technical Fouls: NONE.

Auburn - 79. Record: 8-2. Shooting By Period: 1st FG% 7-19 36.8%, 3PT% 2-8 25.0%, FT% 3-4 75%. 2nd FG% 6-18 33.3%, 3PT% 1-5 20.0%, FT% 1-2 50.0%. 3rd FG% 11-19 57.9%, 3PT% 4-5 80.0%, FT% 6-8 75%. 4th FG% 5-16 31.3%, 3PT% 0-4 0.0%, FT% 4-6 66.7%. GM FG% 29-72 40.3%, 3PT% 7-22 31.8%, FT% 14-20 70.0%. Technical Fouls: NONE.

NCAT Auburn. Biggest lead: 0 (1st 10:00) / 29 (3rd 6:30). Best Scoring Run: 9 (3rd 4:08) / 11 (3rd 7:59). Lead Changes: 0. Times Tied: 0. Time with Lead: 00:00 / 39:03. Points from Turnovers: NCAT 14, Auburn 29. Paint: NCAT 26, Auburn 18. Second Chance: NCAT 17, Auburn 18. Fast Breaks: NCAT 19, Auburn 18. Bench: NCAT 22, Auburn 10. Period by Period Scoring: NCAT 10, 12, 26, 15, 63.

Game 11 | Dec. 18, 2022 | Auburn, Ala. Auburn 91, Samford 37

Official Basketball Box Score - Final Samford at Auburn. Game Time: 12:00 PM. Game Duration: 1:51. Attendance: 2,013. Samford - 37. Record: 4-9. Shooting By Period: 1st FG% 3-13 23.1%, 3PT% 0-5 0.0%, FT% 0-0 0.0%. 2nd FG% 2-14 14.3%, 3PT% 0-3 0.0%, FT% 1-2 50.0%. 3rd FG% 4-15 26.7%, 3PT% 1-6 16.7%, FT% 0-0 0.0%. 4th FG% 6-13 46.2%, 3PT% 2-5 40.0%, FT% 1-2 50.0%. GM FG% 15-55 27.3%, 3PT% 3-19 15.8%, FT% 4-5 80.0%. Technical Fouls: NONE.

Auburn - 91. Record: 9-2. Shooting By Period: 1st FG% 7-15 46.7%, 3PT% 2-6 33.3%, FT% 0-0 0.0%. 2nd FG% 11-17 64.7%, 3PT% 4-6 66.7%, FT% 5-7 71.4%. 3rd FG% 8-12 66.7%, 3PT% 3-4 75.0%, FT% 8-9 88.9%. 4th FG% 6-19 31.6%, 3PT% 1-4 25.0%, FT% 4-4 100%. GM FG% 32-63 50.8%, 3PT% 10-20 50.0%, FT% 17-20 85.0%. Technical Fouls: NONE.

SAM Auburn. Biggest lead: 0 (1st 10:00) / 56 (4th 5:01). Best Scoring Run: 5 (3rd 9:26) / 16 (2nd 5:55). Lead Changes: 0. Times Tied: 0. Time with Lead: 00:00 / 38:59. Points from Turnovers: SAM 12, Auburn 50. Paint: SAM 20, Auburn 34. Second Chance: SAM 4, Auburn 13. Fast Breaks: SAM 7, Auburn 24. Bench: SAM 28, Auburn 45. Period by Period Scoring: SAM 6, 5, 9, 17, 37.

Game 12 | Dec. 20, 2022 | Auburn, Ala. Auburn 77, North Florida 49

Official Basketball Box Score - Final North Florida at Auburn. Includes player stats for North Florida and Auburn, shooting percentages, and game totals.

Unofficial statistics for Auburn 77, including player stats, shooting percentages, and technical fouls.

Summary statistics for Auburn 77, including biggest lead, best scoring run, and time with lead.

Game 13 | Dec. 29, 2022 | Oxford, Miss. Ole Miss 79, Auburn 47

Official Basketball Box Score - Final Auburn at Ole Miss. Includes player stats for Auburn and Ole Miss, shooting percentages, and game totals.

Unofficial statistics for Ole Miss 79, including player stats, shooting percentages, and technical fouls.

Summary statistics for Ole Miss 79, including biggest lead, best scoring run, and time with lead.

Game 14 | Jan. 1, 2023 | Auburn, Ala. Missouri 62, Auburn 56

Official Basketball Box Score - Final Missouri at Auburn. Includes player stats for Missouri and Auburn, shooting percentages, and game totals.

Unofficial statistics for Auburn 56, including player stats, shooting percentages, and technical fouls.

Summary statistics for Auburn 56, including biggest lead, best scoring run, and time with lead.

Game 15 | Jan. 5, 2023 | Columbia, S.C. #1 South Carolina 94, Auburn 42

Official Basketball Box Score - Final Auburn at South Carolina. Includes player stats for Auburn and South Carolina, shooting percentages, and game totals.

Unofficial statistics for South Carolina 94, including player stats, shooting percentages, and technical fouls.

Summary statistics for South Carolina 94, including biggest lead, best scoring run, and time with lead.

Game 20 | Jan. 26, 2023 | Lexington, Ky. Auburn 71, Kentucky 68

Game 21 | Jan. 30, 2023 | Auburn, Ala. Auburn 66, Florida 55



Official Basketball Box Score - Final Auburn at Kentucky

Game Time: 7:00 PM Game Duration: 2:08 Attendance: 3,123

Officials: Dee Kantner, Talisa Green, Douglas Knight

Box score for Auburn at Kentucky. Includes player stats for 21 players and team totals. Shooting by period and technical fouls are also listed.



Official Basketball Box Score - Final Florida at Auburn

Game Time: 6:00 PM Game Duration: 2:01 Attendance: 2,551

Officials: Cameron Inouye, Felicia Grinter, Frank Steratore

Box score for Florida at Auburn. Includes player stats for 25 players and team totals. Shooting by period and technical fouls are also listed.

Box score for Kentucky - 68. Includes player stats for 21 players and team totals. Shooting by period and technical fouls are also listed.

Box score for Auburn - 66. Includes player stats for 21 players and team totals. Shooting by period and technical fouls are also listed.

Summary statistics for Game 20, including biggest lead, scoring run, lead changes, and times tied.

Summary statistics for Game 21, including biggest lead, scoring run, lead changes, and times tied.

Game 22 | Feb. 5, 2023 | Auburn, Ala. Arkansas 54, Auburn 51

Game 23 | Feb. 9, 2023 | Auburn, Ala. #1 South Carolina 83, Auburn 48



Official Basketball Box Score - Final Arkansas at Auburn

Game Time: 2:00 PM Game Duration: 2:17 Attendance: 2,569

Officials: Brian Hat, Natasha Camy, Carla Fountain

Box score for Arkansas - 54. Includes player stats for 14 players and team totals. Shooting by period and technical fouls are also listed.



Official Basketball Box Score - Final South Carolina at Auburn

Game Time: 7:00 PM Game Duration: 1:41 Attendance: 2,860

Officials: Dee Kantner, Angelica Sulfren, Maj Forsberg

Box score for South Carolina - 83. Includes player stats for 24 players and team totals. Shooting by period and technical fouls are also listed.

Box score for Auburn - 51. Includes player stats for 13 players and team totals. Shooting by period and technical fouls are also listed.

Box score for Auburn - 48. Includes player stats for 13 players and team totals. Shooting by period and technical fouls are also listed.

Summary statistics for Game 22, including biggest lead, scoring run, lead changes, and times tied.

Summary statistics for Game 23, including biggest lead, scoring run, lead changes, and times tied.

Game 24 | Feb. 12, 2023 | Tuscaloosa, Ala.
Alabama 69, Auburn 46

Game 25 | Feb. 16, 2023 | Auburn, Ala.
Auburn vs. Texas A&M



Official Basketball Box Score - Final
Auburn at Alabama
02/12/23 Coleman Coliseum, Tuscaloosa
2022-23 Women's Basketball

Game Time: 4:00 PM
Game Duration: 1:55
Attendance: 2,735

Officials: Denise Brooks, Dawn Marsh, Kaz Beverley

Auburn - 46 Record: 13-11 (3-9)

NO.	Name	Min	FG			FT			Rebounds		Fouls		TP	AS	TO	ST	Blocks		+/-
			M-A	M-A	M-A	OR	DR	TOT	PF	FD	BS	BA							
11	Romi Levy	04:25	0-0	0-0	0-0	0	1	1	0	0	0	0	0	0	0	0	0	0	-4
33	Kharyssa Richardson	26:41	5-8	0-0	5-7	5	3	8	3	5	15	0	1	1	1	1	1	1	-9
2	Sania Wells	29:37	2-12	0-5	2-2	1	3	4	2	3	6	0	0	2	1	1	1	1	-24
10	Sydney Shaw	23:00	0-5	0-4	0-0	1	0	1	0	0	0	0	2	1	0	0	1	-16	
23	Honesty Scott-Grayson	18:39	1-4	0-1	0-0	0	1	1	1	2	2	1	3	3	0	0	0	-17	
4	Kaitlyn Duhon	23:00	2-6	0-0	1-2	0	0	0	3	1	5	1	0	1	0	0	0	-6	
5	Aicha Coulibaly	35:35	6-20	0-4	1-4	5	5	10	2	4	13	1	3	2	1	1	1	-19	
12	Mar'shaun Bostic	19:32	1-5	0-0	2-2	1	2	3	4	4	4	2	4	0	0	0	0	-3	
20	Oyindamola Akinbolawa	06:31	0-0	0-0	1-2	1	0	1	0	3	1	0	0	0	0	0	0	-5	
1	Mya Pratcher	03:42	0-0	0-0	0-0	0	0	0	1	0	0	0	0	0	0	0	0	-4	
3	Jakayla Johnson	05:02	0-2	0-2	0-0	0	0	0	1	0	0	0	0	0	0	0	0	-2	
51	Precious Johnson	03:06	0-0	0-0	0-0	1	0	1	0	0	0	0	0	0	0	0	0	-5	
24	Carsen McFadden	01:10	0-0	0-0	0-0	0	0	0	1	0	0	1	0	0	0	0	0	-1	
Team						3			4		0		1						
Totals			17:02	0-16	12-19	18	16	34	18	22	46	6	14	10	3	4	3	4	-23

Shooting By Period

1 st FG%	4-13	30.8%
3PT%	0-2	0.0%
FT%	0-0	0%
2 nd FG%	5-15	33.3%
3PT%	0-5	0.0%
FT%	3-5	60%
3 rd FG%	4-16	25.0%
3PT%	0-5	0.0%
FT%	5-7	71.4%
4 th FG%	4-18	22.2%
3PT%	0-4	0.0%
FT%	4-7	57.1%
GM FG%	17-62	27.4%
3PT%	0-16	0.0%
FT%	12-19	63.2%

Dead Ball Rebounds: 1, 0

Technical Fouls: NONE

Alabama - 69 Record: 13-6 (8-4)

NO.	Name	Min	FG			FT			Rebounds		Fouls		TP	AS	TO	ST	Blocks		+/-
			M-A	M-A	M-A	OR	DR	TOT	PF	FD	BS	BA							
31	Jada Rice	15:20	2-5	0-0	0-0	0	4	4	5	1	4	0	2	0	0	2	7		
3	Sarah Ashlee Barker	29:26	4-8	0-1	3-3	0	3	3	4	2	11	5	7	1	1	1	1	19	
5	Hannah Barber	26:52	1-2	1-2	2-2	0	3	3	2	5	5	0	0	1	0	0	15		
23	Brittany Davis	32:26	7-14	1-7	3-4	3	14	17	1	5	18	4	5	3	0	0	24		
32	Aaliyah Nye	25:35	4-9	2-5	1-1	0	1	1	2	2	11	1	3	0	2	0	16		
0	Loyal McQueen	15:09	1-2	0-0	2-3	0	3	3	0	2	4	1	0	0	0	0	7		
13	JeAnna Cunningham	06:42	0-0	0-0	0-0	0	0	0	3	0	0	0	0	1	0	1	0	5	
22	Karly Weathers	15:46	0-3	0-2	1-2	1	0	1	3	1	1	3	1	2	0	0	8		
1	Megan Abrams	07:53	2-3	1-2	0-0	0	2	2	1	0	5	0	0	0	0	0	4		
10	Ryan Cobbins	24:51	5-6	0-0	0-0	3	0	3	1	0	10	0	1	0	0	0	10		
Team						5			3		8		0		1				
Totals			26:52	5-19	12-15	12	33	45	22	18	69	14	21	7	4	3	23		

Shooting By Period

1 st FG%	5-14	35.7%
3PT%	1-6	16.7%
FT%	0-0	0%
2 nd FG%	7-13	53.8%
3PT%	2-7	28.6%
FT%	4-5	80%
3 rd FG%	8-15	53.3%
3PT%	2-4	50.0%
FT%	3-3	100%
4 th FG%	6-10	60.0%
3PT%	0-2	0.0%
FT%	5-7	71.4%
GM FG%	26-52	50.0%
3PT%	5-19	26.3%
FT%	12-15	80.0%

Dead Ball Rebounds: 1, 0

Technical Fouls: NONE

	AU	ALA
Biggest lead	1 (2 nd 6:38)	23 (4 th 0:25)
Best Scoring Run	6 (2 nd 6:38)	9 (2 nd 2:21)
Lead Changes	2	
Times Tied	2	
Time with Lead	00:22	36:02

Points from	AU	ALA
Turnovers	16	21
Paint	30	42
Second Chance	14	13
Fast Breaks	8	6
Bench	23	20

Period by Period Scoring	1st	2nd	3rd	4th	TOT
AU	8	13	13	12	46
ALA	11	20	21	17	69

Game 26 | Feb. 19, 2023 | Knoxville, Tenn.
Auburn at Tennessee

Game 27 | Feb. 23, 2023 | Athens, Ga.
Auburn at Georgia



2022-23 Auburn Women's Basketball Combined Team Statistics All games

Game Records

Record	Overall	Home	Away	Neutral
ALL GAMES	13-11	11-5	1-5	1-1
CONFERENCE	3-9	2-4	1-5	0-0
NON-CONFERENCE	10-2	9-1	0-0	1-1

Score by Periods

Team	1st	2nd	3rd	4th	OT	TOT
Auburn	345	418	462	380	7	1612
Opponents	375	387	397	416	6	1581

Team Box Score

No.	Player				Total		3-Point		F-Throw		Rebounds											
		GP-GS	MIN	AVG	FG-FGA	FG%	3FG-3FGA	3FG%	FT-FTA	FT%	OFF	DEF	TOT	AVG	PF	DQ	A	TO	BLK	STL	PTS	AVG
5	COULIBALY, Aicha	18-17	553:24	30.7	106-260	.408	9-43	.209	73-107	.682	38	78	116	6.4	32	0	41	45	12	42	294	16.3
23	SCOTT-GRAYSON, Honesty	21-20	568:37	27.1	94-228	.412	30-74	.405	46-67	.687	13	64	77	3.7	58	2	45	51	10	39	264	12.6
10	SHAW, Sydney	24-22	588:44	24.5	72-207	.348	32-92	.348	11-14	.786	6	55	61	2.5	27	0	58	44	8	18	187	7.8
33	RICHARDSON, Kharyssa	21-20	429:40	20.5	57-133	.429	0-5	.000	29-40	.725	46	61	107	5.1	54	0	4	26	19	17	143	6.8
11	LEVY, Romi	21-12	411:16	19.6	54-117	.462	8-23	.348	25-38	.658	28	61	89	4.2	32	0	27	29	16	15	141	6.7
2	WELLS, Sania	24-4	455:08	19.0	55-153	.359	15-56	.268	30-43	.698	8	37	45	1.9	33	0	20	33	9	21	155	6.5
12	BOSTIC, Mar'shaun	24-2	339:42	14.2	44-104	.423	1-2	.500	31-50	.620	14	26	40	1.7	54	1	37	32	8	28	120	5.0
4	DUHON, Kaitlyn	23-6	344:42	15.0	40-104	.385	1-10	.100	18-26	.692	24	32	56	2.4	43	0	11	21	13	17	99	4.3
51	JOHNSON, Precious	20-3	289:37	14.5	28-48	.583	0-0	.000	18-28	.643	39	20	59	3.0	43	1	0	19	5	4	74	3.7
3	JOHNSON, Jakayla	23-14	403:09	17.5	27-83	.325	7-21	.333	11-15	.733	16	33	49	2.1	37	0	25	26	4	14	72	3.1
0	GRAVES, Amoura	3-0	40:36	13.5	2-6	.333	1-4	.250	0-0	.000	2	4	6	2.0	4	0	3	3	2	1	5	1.7
1	PRATCHER, Mya	23-0	277:05	12.0	9-41	.220	0-1	.000	18-27	.667	14	41	55	2.4	27	0	4	21	12	9	36	1.6
20	AKINBOLAWA, Oyindamola	8-0	73:53	9.2	5-10	.500	0-0	.000	1-2	.500	8	7	15	1.9	11	0	0	10	3	1	11	1.4
24	MCFADDEN, Carsen	14-0	49:26	3.5	4-16	.250	1-6	.167	2-3	.667	5	5	10	0.7	6	0	2	1	0	2	11	0.8
Team											40	48	88					12				
Total		24	4825		597-1510	.395	105-337	.312	313-460	.680	301	572	873	36.4	461	4	277	373	121	228	1612	67.2
Opponents		24	4823		553-1390	.398	110-360	.306	365-525	.695	308	655	963	40.1	445	11	258	457	71	176	1581	65.9

Team Statistics

	AUB	OPP
Scoring	1612	1581
Points per game	67.2	65.9
Scoring margin	+1.3	-
Field goals-att	597-1510	553-1390
Field goal pct	.395	.398
3 point fg-att	105-337	110-360
3-point FG pct	.312	.306
3-pt FG made per game	4.4	4.6
Free throws-att	313-460	365-525
Free throw pct	.680	.695
F-Throws made per game	13.0	15.2
Rebounds	873	963
Rebounds per game	36.4	40.1
Rebounding margin	-3.8	-
Assists	277	258
Assists per game	11.5	10.8
Turnovers	373	457
Turnovers per game	15.5	19.0
Turnover margin	+3.5	-
Assist/turnover ratio	0.7	0.6
Steals	228	176
Steals per game	9.5	7.3
Blocks	121	71
Blocks per game	5.0	3.0
Winning streak	0	-
Home win streak	0	-
Attendance	36133	36475
Home games-Avg/Game	16-2258	6-6079
Neutral site-Avg/Game	-	2-1093

Team Results

Date	Opponent		Score	Att.
11/08/2022	Sam Houston	W	90-76	1913
11/10/2022	South Alabama	W	71-62	1955
11/16/2022	Georgia Tech	L	51-57	1932
11/20/2022	Alabama St.	W	88-49	2065
11/25/2022	vs Indiana	L	81-96	1093
11/26/2022	vs Colorado St.	W	74-73	1093
11/30/2022	Little Rock	W	70-48	1855
12/03/2022	UCF	W	86-46	1892
12/11/2022	Louisiana	W	81-41	2447
12/15/2022	N.C. A&T	W	79-63	1795
12/18/2022	Samford	W	91-37	2013
12/20/2022	North Florida	W	77-49	1984
12/29/2022	at Ole Miss	L	47-79	2369
01/01/2023	Missouri	L	56-62	2131
01/05/2023	at South Carolina	L	42-94	11552
01/08/2023	Alabama	L	57-88	3078
01/15/2023	at LSU	L	54-84	11475
01/19/2023	at Mississippi St.	L	58-72	5221
01/22/2023	Ole Miss	Wot	77-76	3093
01/26/2023	at Kentucky	W	71-68	3123
01/30/2023	Florida	W	66-55	2551
02/05/2023	Arkansas	L	51-54	2569
02/09/2023	South Carolina	L	48-83	2860
02/12/2023	at Alabama	L	46-69	2735



2022-23 Auburn Women's Basketball Combined Team Statistics In Conference games

Page 1/1
as of Feb 13, 2023

Game Records

Record	Overall	Home	Away	Neutral
ALL GAMES	3-9	2-4	1-5	0-0
CONFERENCE	3-9	2-4	1-5	0-0
NON-CONFERENCE	0-0	0-0	0-0	0-0

Score by Periods

Team	1st	2nd	3rd	4th	OT	TOT
Auburn	124	172	214	156	7	673
Opponents	222	213	229	214	6	884

Team Box Score

No.	Player				Total		3-Point		F-Throw		Rebounds											
		GP-GS	MIN	AVG	FG-FGA	FG%	3FG-3FGA	3FG%	FT-FTA	FT%	OFF	DEF	TOT	AVG	PF	DQ	A	TO	BLK	STL	PTS	AVG
5	COULIBALY, Aicha	9-8	294:33	32.7	55-141	.390	3-21	.143	30-52	.577	20	41	61	6.8	13	0	23	28	1	21	143	15.9
23	SCOTT-GRAYSON, Honesty	9-8	262:15	29.1	27-88	.307	5-23	.217	15-26	.577	6	25	31	3.4	26	1	18	22	2	17	74	8.2
33	RICHARDSON, Kharyssa	12-11	243:53	20.3	32-80	.400	0-2	.000	23-31	.742	28	30	58	4.8	31	0	3	11	12	6	87	7.3
2	WELLS, Sania	12-3	259:45	21.6	29-82	.354	5-26	.192	20-27	.741	2	18	20	1.7	18	0	3	15	2	9	83	6.9
10	SHAW, Sydney	12-11	283:17	23.6	29-104	.279	11-41	.268	4-6	.667	4	30	34	2.8	15	0	12	18	4	5	73	6.1
12	BOSTIC, Mar'shaun	12-0	175:23	14.6	23-60	.383	0-0	.000	18-30	.600	7	14	21	1.8	26	1	16	16	6	16	64	5.3
11	LEVY, Romi	11-6	193:11	17.6	19-53	.358	2-10	.200	12-21	.571	11	21	32	2.9	15	0	10	14	5	2	52	4.7
51	JOHNSON, Precious	10-3	135:25	13.5	11-16	.688	0-0	.000	7-10	.700	12	10	22	2.2	24	1	0	7	2	0	29	2.9
3	JOHNSON, Jakayla	12-10	240:37	20.1	12-46	.261	3-12	.250	4-6	.667	6	21	27	2.3	23	0	19	20	0	4	31	2.6
4	DUHON, Kaitlyn	11-0	123:20	11.2	7-29	.241	0-2	.000	5-8	.625	6	11	17	1.5	11	0	4	8	2	5	19	1.7
20	AKINBOLAWA, Oyindamola	7-0	71:53	10.3	5-10	.500	0-0	.000	1-2	.500	8	7	15	2.1	10	0	0	8	3	1	11	1.6
1	PRATCHER, Mya	12-0	128:06	10.7	1-16	.063	0-0	.000	5-8	.625	3	15	18	1.5	9	0	1	3	4	2	7	0.6
24	MCFADDEN, Carsen	6-0	13:23	2.2	0-1	.000	0-1	.000	0-0	.000	0	1	1	0.2	2	0	1	0	0	0	0	0.0
Team											19	21	40					7				
Total		12	2425		250-726	.344	29-138	.210	144-227	.634	132	265	397	33.1	223	3	110	177	43	88	673	56.1
Opponents		12	2425		320-717	.446	63-194	.325	181-257	.704	149	370	519	43.3	218	5	165	188	48	83	884	73.7

Team Statistics

	AUB	OPP
Scoring	673	884
Points per game	56.1	73.7
Scoring margin	-17.6	-
Field goals-att	250-726	320-717
Field goal pct	.344	.446
3 point fg-att	29-138	63-194
3-point FG pct	.210	.325
3-pt FG made per game	2.4	5.3
Free throws-att	144-227	181-257
Free throw pct	.634	.704
F-Throws made per game	12.0	15.1
Rebounds	397	519
Rebounds per game	33.1	43.3
Rebounding margin	-10.2	-
Assists	110	165
Assists per game	9.2	13.8
Turnovers	177	188
Turnovers per game	14.8	15.7
Turnover margin	+0.9	-
Assist/turnover ratio	0.6	0.9
Steals	88	83
Steals per game	7.3	6.9
Blocks	43	48
Blocks per game	3.6	4.0
Winning streak	0	-
Home win streak	0	-
Attendance	16282	36475
Home games-Avg/Game	6-2714	6-6079
Neutral site-Avg/Game	-	0-0

Team Results

Date	Opponent		Score	Att.
12/29/2022	at Ole Miss	L	47-79	2369
01/01/2023	Missouri	L	56-62	2131
01/05/2023	at South Carolina	L	42-94	11552
01/08/2023	Alabama	L	57-88	3078
01/15/2023	at LSU	L	54-84	11475
01/19/2023	at Mississippi St.	L	58-72	5221
01/22/2023	Ole Miss	Wot	77-76	3093
01/26/2023	at Kentucky	W	71-68	3123
01/30/2023	Florida	W	66-55	2551
02/05/2023	Arkansas	L	51-54	2569
02/09/2023	South Carolina	L	48-83	2860
02/12/2023	at Alabama	L	46-69	2735



Amoura Graves
Sophomore • G • 6-0
Ponchatoula, La.
Ponchatoula HS



Mya Pratcher
Freshman • F • 6-1
Memphis, Tenn.
Bartlett HS



Sania Wells
Senior • G • 5-7
Moss Point, Miss.
East Central HS




Jakayla Johnson
Junior • G • 5-9
Clinton, Miss.
Jones College




Kaitlyn Duhon
Freshman • G • 5-10
Houston, Texas
Summer Creek HS



Aicha Coulibaly
Junior • G • 6-0
Mali
IMG Academy (Fla.)



Sydney Shaw
Freshman • G • 5-9
Macungie, Pa.
Emmaus HS



Romi Levy
R-Sophomore • F • 6-3
Herzliya, Israel
Hof Hasharon HS



Mar'Shaun Bostic
Sophomore • G • 5-8
St. Louis, Mo.
Vashon HS



Oyindamola Akinbolawa
Freshman • C • 6-5
Lagos, Nigeria



Audia Young
Freshman • G • 5-9
Tallahassee, Fla.
Florida State Univ. HS



Honesty Scott-Grayson
R-Senior • G • 5-9
Brick, N.J.
Baylor



Carsen McFadden
Junior • G • 5-7
Fairview, Texas
Lovejoy HS



Kharyssa Richardson
Freshman • F • 6-2
Douglasville, Ga.
New Manchester HS



Precious Johnson
Junior • C • 6-5
Baytown, Texas
Texas



Johnnie Harris
Head Coach (2nd year)
Pine Bluff, Ark.
Arkansas Baptist (1996)



Fred Williams
Associate Head Coach
Inglewood, Calif.
Boise State (1979)



Damitria Buchanan
Associate Head Coach
Houston, Texas
Texas A&M (2010)



Ketara Chapel
Assistant Coach
Temple, Texas
Mississippi State (2017)