



West Ga. at Auburn

10/30/23 Neville Arena, Auburn, Ala.  
2023-24 Women's Basketball

Officials: Talisa Green, Royce Blevins, Aaron Brooks

West Ga. - 49

Record: 0-0

NO.	Name	F	Min	FG			3P			FT			Rebounds			Fouls		TP	AS	TO	ST	Blocks		+/-
				M-A	M-A	M-A	OR	DR	TOT	PF	FD	BS	BA											
24	Aliyah Washington	F	26:23	3-5	1-2	2-2	0	5	5	4	4	9	0	6	1	0	0	6	1	0	0	0	-8	
2	Zuriyah Davis	G	19:32	2-12	1-7	0-0	0	1	1	2	0	5	0	1	0	0	1	0	0	0	1	0	-12	
5	Katelyn Dunning	G	21:50	0-2	0-1	0-0	0	1	1	2	2	0	1	7	1	0	1	0	1	0	1	0	-20	
3	Mykah Anderson		13:56	0-1	0-1	1-2	0	0	0	2	1	1	0	4	2	0	0	0	0	0	0	0	-11	
4	Jada Powell		24:20	3-5	0-0	2-3	2	7	9	0	2	8	1	3	0	1	0	1	0	0	0	0	-23	
10	Calie Thrower		21:15	2-4	1-1	0-0	0	1	1	0	1	5	2	1	0	0	0	0	0	0	0	0	-19	
1	Sydne Tolbert		22:34	2-4	0-1	2-2	0	1	1	2	2	6	2	5	2	0	0	2	0	0	0	0	-15	
32	K'Nari Holliday		16:13	2-9	0-0	0-0	3	5	8	0	0	4	0	2	0	0	0	0	0	0	3	0	-15	
13	Becca Ledford		10:36	0-1	0-0	0-0	0	0	0	0	1	0	0	0	0	0	0	0	0	0	1	0	2	
11	Sophia Singer		02:09	0-1	0-0	0-0	1	0	1	1	1	0	0	0	0	0	0	0	0	0	1	0	-12	
20	Anna Gernatt		11:09	1-2	1-2	0-0	0	3	3	0	3	3	0	0	0	0	0	0	0	1	0	0	-13	
12	Alison Hiddema		03:21	0-0	0-0	4-4	0	0	0	0	2	4	0	1	0	0	0	0	0	0	0	0	2	
23	Lindsay Garner		03:21	1-1	0-0	0-0	0	0	0	0	0	2	0	0	0	0	0	0	0	0	0	0	2	
30	Taylor Williams		03:21	1-1	0-0	0-0	0	0	0	1	0	2	1	0	0	0	1	0	0	1	0	0	2	
Team							2	4	6			0		0										
<b>Totals</b>				17-48	4-15	11-13	8	28	36	14	19	49	7	30	6	3	7							-28

Shooting By Period		
1st FG%	4-12	33.3%
3PT%	1-2	50.0%
FT%	0-0	0%
2nd FG%	3-9	33.3%
3PT%	1-3	33.3%
FT%	2-4	50%
3rd FG%	4-14	28.6%
3PT%	0-5	0.0%
FT%	2-2	100%
4th FG%	6-13	46.2%
3PT%	2-5	40.0%
FT%	7-7	100%
GM FG%	17-48	35.4%
3PT%	4-15	26.7%
FT%	11-13	84.6%

Dead Ball Rebounds: 3, 2

Technical Fouls::NONE

Auburn - 77

Record: 0-0

NO.	Name	C	Min	FG			3P			FT			Rebounds			Fouls		TP	AS	TO	ST	Blocks		+/-
				M-A	M-A	M-A	OR	DR	TOT	PF	FD	BS	BA											
30	Savannah Scott	C	14:47	1-2	0-0	0-2	0	0	0	0	1	2	0	1	0	0	0	0	0	0	0	0	12	
2	JaMya Mingo-Young	G	20:22	1-7	0-0	1-2	3	5	8	0	2	3	2	1	1	1	1	1	1	1	1	1	8	
4	Kaitlyn Duhon	G	15:28	3-6	0-0	0-0	2	2	4	3	1	6	1	4	6	0	1	10	1	0	1	0	10	
5	Sydney Shaw	G	25:43	4-11	2-6	0-0	0	1	1	1	1	10	1	0	1	1	0	13	1	1	0	0	13	
23	Honesty Scott-Grayson	G	23:24	6-10	1-2	0-0	1	1	2	1	1	13	1	1	0	0	0	13	1	1	0	0	13	
3	McKenna Eddings		14:17	2-10	0-4	0-0	1	1	2	1	0	4	0	0	0	1	0	15	0	0	1	0	15	
12	Mar'shaun Bostic		18:38	4-6	0-0	0-1	1	1	2	2	3	8	5	2	2	0	0	18	2	2	0	0	18	
14	Taylen Collins		15:39	6-11	0-0	3-5	4	1	5	1	3	15	1	1	2	0	0	16	1	1	2	0	16	
20	Oyindamola Akinbolawa		10:23	0-2	0-0	0-0	0	4	4	3	0	0	0	1	0	1	0	9	0	1	0	1	9	
1	Celia Sumbane		15:22	7-7	0-0	0-0	2	2	4	2	1	14	0	0	4	0	0	16	0	0	4	0	16	
0	Yakiya Milton		05:30	0-0	0-0	0-0	1	2	3	2	0	0	0	0	0	0	0	10	0	0	2	0	10	
32	Timya Thurman		09:20	1-2	0-0	0-0	1	1	2	1	0	2	0	0	0	0	0	-3	0	0	1	0	-3	
21	Audia Young		07:46	0-5	0-2	0-0	0	0	0	2	1	0	0	0	0	0	0	5	0	0	0	0	5	
24	Carsen McFadden		03:21	0-1	0-0	0-0	1	0	1	0	0	0	0	0	0	0	0	-2	0	0	0	1	-2	
Team							0	1	1			0		0										
<b>Totals</b>				35-80	3-14	4-10	17	22	39	19	14	77	11	11	16	7	3	28						

Shooting By Period		
1st FG%	8-19	42.1%
3PT%	2-6	33.3%
FT%	1-4	25%
2nd FG%	9-20	45.0%
3PT%	0-2	0.0%
FT%	0-1	0%
3rd FG%	8-19	42.1%
3PT%	0-4	0.0%
FT%	1-2	50%
4th FG%	10-22	45.5%
3PT%	1-2	50.0%
FT%	2-3	66.7%
GM FG%	35-80	43.8%
3PT%	3-14	21.4%
FT%	4-10	40.0%

Dead Ball Rebounds: 4, 0

Technical Fouls::NONE

	UWG	Auburn
Biggest lead	0 (1 <sup>st</sup> 10:00)	35 (4 <sup>th</sup> 6:28)
Best Scoring Run	7(4 <sup>th</sup> 2:49)	11(4 <sup>th</sup> 6:28)
Lead Changes	0	
Times Tied	0	
Time with Lead	00:00	39:33

Points from	UWG	Auburn
Turnovers	6	30
Paint	26	58
Second Chance	2	14
Fast Breaks	6	22
Bench	26	43

Period by Period Scoring					
	1st	2nd	3rd	4th	TOT
UWG	9	9	10	21	49
Auburn	19	18	17	23	77



**West Ga. at Auburn**

10/30/23 Neville Arena, Auburn, Ala.  
2023-24 Women's Basketball

Officials: Talisa Green, Royce Blevins, Aaron Brooks

**Period 1**

**Quarter Starters:**

<b>Auburn</b>	2 Mingo-Young J	4 Duhon K	5 Shaw S	23 Scott-Grayson H	30 Scott S
<b>UWG</b>	2 Davis Z	3 Anderson M	4 Powell J	5 Dunning K	24 Washington A

Game Time	Auburn	Score	Diff	UWG
10:00	30 SCOTT S jumpball won			4 POWELL J jumpball lost
09:33	4 DUHON K 2pt FG in the paint, jump shot made (2)	<b>2-0</b>	<b>2</b>	
09:33	2 MINGO-YOUNG J assist (1)			
09:18	4 DUHON K steal (1)			24 WASHINGTON A turnover lost ball (1)
09:12	4 DUHON K turnover lost ball (1)			3 ANDERSON M steal (1)
09:04				5 DUNNING K 2pt FG from turnover in the paint, layup blocked
09:04	5 SHAW S block (1)			
09:04				offensive rebound (1)
09:02				24 WASHINGTON A turnover out of bounds (2)
08:51	2 MINGO-YOUNG J 2pt FG from turnover in the paint, jump shot missed			
08:51				defensive rebound (2)
08:27				2 DAVIS Z 2pt FG in the paint, layup missed
08:23	2 MINGO-YOUNG J defensive rebound (1)			
08:02	5 SHAW S 3pt FG , jump shot made (3)	<b>5-0</b>	<b>5</b>	
08:02	2 MINGO-YOUNG J assist (2)			
07:50				2 DAVIS Z 2pt FG in the paint, layup missed
07:46	2 MINGO-YOUNG J defensive rebound (2)			
07:38	2 MINGO-YOUNG J 2pt FG outside the paint, jump shot missed			
07:35				4 POWELL J defensive rebound (1)
07:17				5 DUNNING K turnover travel (1)
07:02	30 SCOTT S foul drawn (1)			3 ANDERSON M foul shooting (1 - 1)
07:02				3 ANDERSON M substitution out
07:02				10 THROWER C substitution in
07:02	30 SCOTT S free throw 1 - 2 missed			
07:02	offensive dead ball rebound (1)			
07:02	30 SCOTT S free throw 2 - 2 missed			
07:02	4 DUHON K offensive rebound (1)			
06:48	4 DUHON K 2pt FG from turnover second chance in the paint, jump shot blocked			
06:48				4 POWELL J block (1)
06:47	offensive dead ball rebound (2)			
06:45	23 SCOTT-GRAYSON H 2pt FG from turnover second chance in the paint, layup made (2)	<b>7-0</b>	<b>7</b>	
06:36		<b>7-2</b>	<b>5</b>	2 DAVIS Z 2pt FG in the paint, layup made (2)
06:24	5 SHAW S 3pt FG , jump shot missed			
06:22	4 DUHON K offensive rebound (2)			
06:15	30 SCOTT S 2pt FG second chance in the paint, layup made (2)	<b>9-2</b>	<b>7</b>	
06:15	4 DUHON K assist (1)			
06:05		<b>9-5</b>	<b>4</b>	2 DAVIS Z 3pt FG , jump shot made (5)
06:05				4 POWELL J assist (1)
05:47	23 SCOTT-GRAYSON H 3pt FG , jump shot made (5)	<b>12-5</b>	<b>7</b>	
05:47	5 SHAW S assist (1)			
05:33		<b>12-7</b>	<b>5</b>	4 POWELL J 2pt FG in the paint, layup made (2)



**West Ga. at Auburn**

10/30/23 Neville Arena, Auburn, Ala.  
2023-24 Women's Basketball

**Officials:** Talisa Green, Royce Blevins, Aaron Brooks

Game Time	Auburn	Score	Diff	UWG
05:33				10 THROWER C assist (1)
05:09	23 SCOTT-GRAYSON H 2pt FG outside the paint, jump shot missed			
05:05				4 POWELL J defensive rebound (2)
04:55				10 THROWER C 2pt FG in the paint, jump shot missed
04:52	4 DUHON K defensive rebound (3)			
04:32	4 DUHON K 2pt FG in the paint, layup missed			
04:28				4 POWELL J defensive rebound (3)
04:21				10 THROWER C turnover lost ball (1)
04:21	Timeout media			
04:21	2 MINGO-YOUNG J substitution out			
04:21	4 DUHON K substitution out			
04:21	5 SHAW S substitution out			
04:21	30 SCOTT S substitution out			
04:21	3 EDDINGS M substitution in			
04:21	12 BOSTIC M substitution in			
04:21	14 COLLINS T substitution in			
04:21	20 AKINBOLAWA O substitution in			
04:21				4 POWELL J substitution out
04:21				5 DUNNING K substitution out
04:21				1 TOLBERT S substitution in
04:21				32 HOLLIDAY K substitution in
04:09	3 EDDINGS M 3pt FG from turnover, jump shot missed			
04:07	14 COLLINS T offensive rebound (1)			
04:07	14 COLLINS T foul drawn (1)			2 DAVIS Z foul shooting (1 - 2)
04:07				2 DAVIS Z substitution out
04:07				5 DUNNING K substitution in
04:07	14 COLLINS T free throw 1 - 2 made (1)	<b>13-7</b>	<b>6</b>	
04:07	14 COLLINS T free throw 2 - 2 missed			
04:04	3 EDDINGS M offensive rebound (1)			
03:54	14 COLLINS T 2pt FG second chance in the paint, layup made (3)	<b>15-7</b>	<b>8</b>	
03:37		<b>15-9</b>	<b>6</b>	10 THROWER C 2pt FG in the paint, layup made (2)
03:16	14 COLLINS T 2pt FG in the paint, layup made (5)	<b>17-9</b>	<b>8</b>	
03:16	23 SCOTT-GRAYSON H assist (1)			
03:01				10 THROWER C 2pt FG in the paint, layup missed
02:57	3 EDDINGS M defensive rebound (2)			
02:50	20 AKINBOLAWA O turnover lost ball (1)			5 DUNNING K steal (1)
02:43	23 SCOTT-GRAYSON H foul personal (1 - 1)			5 DUNNING K foul drawn (1)
02:43	23 SCOTT-GRAYSON H substitution out			
02:43	1 SUMBANE C substitution in			
02:24				5 DUNNING K 3pt FG from turnover, jump shot missed
02:20	20 AKINBOLAWA O defensive rebound (1)			
02:15	12 BOSTIC M 2pt FG in the paint, layup missed			
02:14				defensive rebound (6)
02:14				24 WASHINGTON A substitution out
02:14				4 POWELL J substitution in
01:56				32 HOLLIDAY K 2pt FG in the paint, layup missed
01:53	14 COLLINS T defensive rebound (2)			
01:36	3 EDDINGS M 3pt FG , jump shot missed			



**West Ga. at Auburn**

10/30/23 Neville Arena, Auburn, Ala.  
2023-24 Women's Basketball

Officials: Talisa Green, Royce Blevins, Aaron Brooks

Game Time	Auburn	Score	Diff	UWG
01:33				4 POWELL J defensive rebound (4)
01:31				5 DUNNING K turnover bad pass (2)
01:06	12 BOSTIC M 2pt FG from turnover in the paint, layup missed			
01:06				defensive rebound (8)
01:06	20 AKINBOLAWA O foul personal (1 - 2)			10 THROWER C foul drawn (1)
00:48				1 TOLBERT S turnover travel (1)
00:30	14 COLLINS T 2pt FG from turnover in the paint, jump shot made (7)	<b>19-9</b>	<b>10</b>	
00:07				32 HOLLIDAY K 2pt FG in the paint, layup blocked
00:07	20 AKINBOLAWA O block (1)			
00:02	1 SUMBANE C defensive rebound (1)			
00:00	3 EDDINGS M 3pt FG , jump shot missed			
00:00				defensive dead ball rebound (1)
<b>END OF PERIOD</b>				
<b>Auburn 19-9 UWG</b>				



**West Ga. at Auburn**

10/30/23 Neville Arena, Auburn, Ala.  
2023-24 Women's Basketball

Officials: Talisa Green, Royce Blevins, Aaron Brooks

**West Ga. - 9**

NO.	Name	F	Min	FG	3P	FT	Rebounds			Fouls		TP	AS	TO	ST	Blocks		+/-
				M-A	M-A	M-A	OR	DR	TOT	PF	FD					BS	BA	
24	Aliyah Washington	F	07:46	0-0	0-0	0-0	0	0	0	0	0	0	0	2	0	0	0	-8
2	Zuriyah Davis	G	05:53	2-4	1-1	0-0	0	0	0	1	0	5	0	0	0	0	0	-5
5	Katelyn Dunning	G	09:46	0-2	0-1	0-0	0	0	0	0	1	0	0	2	1	0	1	-10
3	Mykah Anderson		02:58	0-0	0-0	0-0	0	0	0	1	0	0	0	0	1	0	0	-5
4	Jada Powell		07:53	1-1	0-0	0-0	0	4	4	0	0	2	1	0	0	1	0	-7
10	Calie Thrower		07:02	1-3	0-0	0-0	0	0	0	0	1	2	1	1	0	0	0	-5
1	Sydne Tolbert		04:21	0-0	0-0	0-0	0	0	0	0	0	0	0	1	0	0	0	-5
32	K'Nari Holliday		04:21	0-2	0-0	0-0	0	0	0	0	0	0	0	0	0	0	1	-5
Team							1	3	4			0		0				
<b>Totals</b>				4-12	1-2	0-0	1	7	8	2	2	9	2	6	2	1	2	-10

Shooting By Period		
1st FG%	4-12	33.3%
3PT%	1-2	50.0%
FT%	0-0	0%
GM FG%	4-12	33.3%
3PT%	1-2	50.0%
FT%	0-0	0.0%

Dead Ball Rebounds: 0, 1

Technical Fouls::NONE

**Auburn - 19**

NO.	Name	C	Min	FG	3P	FT	Rebounds			Fouls		TP	AS	TO	ST	Blocks		+/-
				M-A	M-A	M-A	OR	DR	TOT	PF	FD					BS	BA	
30	Savannah Scott	C	05:39	1-1	0-0	0-2	0	0	0	0	1	2	0	0	0	0	0	5
2	JaMya Mingo-Young	G	05:39	0-2	0-0	0-0	0	2	2	0	0	0	2	0	0	0	0	5
4	Kaitlyn Duhon	G	05:39	1-3	0-0	0-0	2	1	3	0	0	2	1	1	1	0	1	5
5	Sydney Shaw	G	05:39	1-2	1-2	0-0	0	0	0	0	0	3	1	0	0	1	0	5
23	Honesty Scott-Grayson	G	07:17	2-3	1-1	0-0	0	0	0	1	0	5	1	0	0	0	0	8
3	McKenna Eddings		04:21	0-3	0-3	0-0	1	1	2	0	0	0	0	0	0	0	0	5
12	Mar'shaun Bostic		04:21	0-2	0-0	0-0	0	0	0	0	0	0	0	0	0	0	0	5
14	Taylen Collins		04:21	3-3	0-0	1-2	1	1	2	0	1	7	0	0	0	0	0	5
20	Oyindamola Akinbolawa		04:21	0-0	0-0	0-0	0	1	1	1	0	0	0	1	0	1	0	5
1	Celia Sumbane		02:43	0-0	0-0	0-0	0	1	1	0	0	0	0	0	0	0	0	2
Team							0	0	0			0		0				
<b>Totals</b>				8-19	2-6	1-4	4	7	11	2	2	19	5	2	1	2	1	10

Shooting By Period		
1st FG%	8-19	42.1%
3PT%	2-6	33.3%
FT%	1-4	25%
GM FG%	8-19	42.1%
3PT%	2-6	33.3%
FT%	1-4	25.0%

Dead Ball Rebounds: 2, 0

Technical Fouls::NONE

	UWG	Auburn
Biggest lead	0 (1st 10:00)	10 (1st 0:30)
Best Scoring Run	3(1st 6:05)	7(1st 6:45)
Lead Changes	0	
Times Tied	0	
Time with Lead	00:00	09:33

	UWG	Auburn
Points from		
Turnovers	0	5
Paint	6	12
Second Chance	0	7
Fast Breaks	0	0
Bench	2	7

	Period by Period Scoring				
	1st	2nd	3rd	4th	TOT
UWG	9	9	10	21	49
Auburn	19	18	17	23	77



**West Ga. at Auburn**

10/30/23 Neville Arena, Auburn, Ala.  
2023-24 Women's Basketball

Officials: Talisa Green, Royce Blevins, Aaron Brooks

**Period 2**

**Quarter Starters:**

<b>Auburn</b>	1 Sumbane C	3 Eddings M	12 Bostic M	14 Collins T	20 Akinbolawa O
<b>UWG</b>	1 Tolbert S	3 Anderson M	4 Powell J	5 Dunning K	24 Washington A

Game Time	Auburn	Score	Diff	UWG
10:00				10 THROWER C substitution out
10:00				32 HOLLIDAY K substitution out
10:00				3 ANDERSON M substitution in
10:00				24 WASHINGTON A substitution in
09:47	14 COLLINS T steal (1)			4 POWELL J turnover bad pass (1)
09:43	12 BOSTIC M 2pt FG fast break from turnover in the paint, layup made (2)	<b>21-9</b>	<b>12</b>	
09:43	14 COLLINS T assist (1)			
09:43	12 BOSTIC M foul drawn (1)			5 DUNNING K foul shooting (1 - 1)
09:43				5 DUNNING K substitution out
09:43				2 DAVIS Z substitution in
09:43	12 BOSTIC M free throw fast break 1 - 1 missed			
09:38				4 POWELL J defensive rebound (5)
09:36				4 POWELL J turnover bad pass (2)
09:18	12 BOSTIC M foul offensive (1 - 1)			24 WASHINGTON A foul drawn (1)
09:18	12 BOSTIC M turnover offensive (1)			
09:16	12 BOSTIC M substitution out			
09:16	2 MINGO-YOUNG J substitution in			
09:03	2 MINGO-YOUNG J steal (1)			24 WASHINGTON A turnover bad pass (3)
08:55	3 EDDINGS M 2pt FG from turnover in the paint, jump shot missed			
08:51				4 POWELL J defensive rebound (6)
08:30				4 POWELL J 2pt FG in the paint, jump shot missed
08:26				4 POWELL J offensive rebound (7)
08:25				3 ANDERSON M 3pt FG second chance, jump shot missed
08:22	20 AKINBOLAWA O defensive rebound (2)			
08:17	2 MINGO-YOUNG J foul drawn (1)			2 DAVIS Z foul personal (2 - 2)
08:17	3 EDDINGS M substitution out			
08:17	14 COLLINS T substitution out			
08:17	5 SHAW S substitution in			
08:17	23 SCOTT-GRAYSON H substitution in			
08:17				2 DAVIS Z substitution out
08:17				13 LEDFORD B substitution in
08:07	2 MINGO-YOUNG J turnover bad pass (1)			1 TOLBERT S steal (1)
08:01		<b>21-11</b>	<b>10</b>	1 TOLBERT S 2pt FG fast break from turnover in the paint, layup made (2)
07:46	2 MINGO-YOUNG J 2pt FG in the paint, layup made (2)	<b>23-11</b>	<b>12</b>	
07:34				24 WASHINGTON A 2pt FG in the paint, layup missed
07:30	defensive rebound (13)			
07:21	20 AKINBOLAWA O 2pt FG in the paint, layup missed			
07:17	1 SUMBANE C offensive rebound (2)			
07:16	1 SUMBANE C 2pt FG second chance in the paint, layup made (2)	<b>25-11</b>	<b>14</b>	
07:03	20 AKINBOLAWA O foul shooting (2 - 2)			3 ANDERSON M foul drawn (1)



**West Ga. at Auburn**

10/30/23 Neville Arena, Auburn, Ala.  
2023-24 Women's Basketball

Officials: Talisa Green, Royce Blevins, Aaron Brooks

Game Time	Auburn	Score	Diff	UWG
07:03	20 AKINBOLAWA O substitution out			
07:03	0 MILTON Y substitution in			
07:03				4 POWELL J substitution out
07:03				24 WASHINGTON A substitution out
07:03				11 SINGER S substitution in
07:03				32 HOLLIDAY K substitution in
07:03				3 ANDERSON M free throw 1 - 2 missed
07:03				offensive dead ball rebound (2)
07:03		<b>25-12</b>	<b>13</b>	3 ANDERSON M free throw 2 - 2 made (1)
06:41	1 SUMBANE C 2pt FG in the paint, layup made (4)	<b>27-12</b>	<b>15</b>	
06:34	1 SUMBANE C substitution out			
06:34	4 DUHON K substitution in			
06:32	4 DUHON K steal (2)			1 TOLBERT S turnover bad pass (2)
06:28	4 DUHON K 2pt FG fast break from turnover in the paint, layup made (4)	<b>29-12</b>	<b>17</b>	
06:27				Timeout 30 Sec
06:27				11 SINGER S substitution out
06:27				24 WASHINGTON A substitution in
06:09				13 LEDFORD B 2pt FG in the paint, layup blocked
06:09	0 MILTON Y block (1)			
06:09				offensive rebound (12)
06:05	4 DUHON K steal (3)			1 TOLBERT S turnover bad pass (3)
05:44	4 DUHON K foul offensive (1 - 3)			24 WASHINGTON A foul drawn (2)
05:44	4 DUHON K turnover offensive (2)			
05:25				24 WASHINGTON A 3pt FG from turnover, jump shot missed
05:23	4 DUHON K defensive rebound (4)			
05:23	4 DUHON K foul drawn (1)			3 ANDERSON M foul personal (2 - 3)
05:23				3 ANDERSON M substitution out
05:23				20 GERNATT A substitution in
05:15	5 SHAW S 2pt FG in the paint, jump shot missed			
05:12	0 MILTON Y offensive rebound (1)			
04:59	4 DUHON K 2pt FG second chance in the paint, layup missed			
04:56				32 HOLLIDAY K defensive rebound (1)
04:45		<b>29-14</b>	<b>15</b>	32 HOLLIDAY K 2pt FG in the paint, jump shot made (2)
04:12	23 SCOTT-GRAYSON H 2pt FG outside the paint, jump shot made (7)	<b>31-14</b>	<b>17</b>	
03:55				32 HOLLIDAY K turnover travel (1)
03:55	0 MILTON Y substitution out			
03:55	32 THURMAN T substitution in			
03:55				13 LEDFORD B substitution out
03:55				10 THROWER C substitution in
03:32	23 SCOTT-GRAYSON H 2pt FG from turnover outside the paint, jump shot missed			
03:29	2 MINGO-YOUNG J offensive rebound (3)			
03:24	2 MINGO-YOUNG J 2pt FG from turnover second chance in the paint, jump shot missed			
03:19				32 HOLLIDAY K defensive rebound (2)
03:13		<b>31-17</b>	<b>14</b>	20 GERNATT A 3pt FG , jump shot made (3)
03:13				1 TOLBERT S assist (1)
02:50	23 SCOTT-GRAYSON H 2pt FG in the paint, layup missed			



**West Ga. at Auburn**

10/30/23 Neville Arena, Auburn, Ala.  
2023-24 Women's Basketball

**Officials:** Talisa Green, Royce Blevins, Aaron Brooks

Game Time	Auburn	Score	Diff	UWG
02:46				32 HOLLIDAY K defensive rebound (3)
02:35				32 HOLLIDAY K 2pt FG in the paint, layup blocked
02:35	32 THURMAN T block (1)			
02:29	32 THURMAN T defensive rebound (1)			
02:21	5 SHAW S 3pt FG , jump shot missed			
02:17				20 GERNATT A defensive rebound (1)
02:16	5 SHAW S foul drawn (1)			1 TOLBERT S foul offensive (1 - 4)
02:16				1 TOLBERT S turnover offensive (4)
02:16	2 MINGO-YOUNG J substitution out			
02:16	4 DUHON K substitution out			
02:16	14 COLLINS T substitution in			
02:16	21 YOUNG A substitution in			
02:16				1 TOLBERT S substitution out
02:16				32 HOLLIDAY K substitution out
02:16				4 POWELL J substitution in
02:16				5 DUNNING K substitution in
01:53	14 COLLINS T 2pt FG from turnover in the paint, layup missed			
01:50				24 WASHINGTON A defensive rebound (1)
01:36	21 YOUNG A foul personal (1 - 4)			24 WASHINGTON A foul drawn (3)
01:35	14 COLLINS T steal (2)			5 DUNNING K turnover bad pass (3)
01:30	14 COLLINS T 2pt FG fast break from turnover in the paint, layup made (9)	<b>33-17</b>	<b>16</b>	
01:16	23 SCOTT-GRAYSON H foul drawn (1)			24 WASHINGTON A foul offensive (1 - 5)
01:16				24 WASHINGTON A turnover offensive (4)
01:16	23 SCOTT-GRAYSON H substitution out			
01:16	12 BOSTIC M substitution in			
00:58	14 COLLINS T 2pt FG from turnover outside the paint, jump shot missed			
00:54				24 WASHINGTON A defensive rebound (2)
00:48	12 BOSTIC M steal (1)			5 DUNNING K turnover lost ball (4)
00:44	14 COLLINS T 2pt FG fast break from turnover in the paint, layup made (11)	<b>35-17</b>	<b>18</b>	
00:44	12 BOSTIC M assist (1)			
00:31	32 THURMAN T foul personal (1 - 5)			4 POWELL J foul drawn (1)
00:31				4 POWELL J free throw 1 - 2 missed
00:31				offensive dead ball rebound (3)
00:31		<b>35-18</b>	<b>17</b>	4 POWELL J free throw 2 - 2 made (3)
00:21	21 YOUNG A 3pt FG , jump shot missed			
00:18	14 COLLINS T offensive rebound (3)			
00:02	5 SHAW S 2pt FG second chance outside the paint, jump shot made (5)	<b>37-18</b>	<b>19</b>	
00:02	12 BOSTIC M assist (2)			
<b>END OF PERIOD</b>				
<b>Auburn 37-18 UWG</b>				





**West Ga. at Auburn**

10/30/23 Neville Arena, Auburn, Ala.  
2023-24 Women's Basketball

Officials: Talisa Green, Royce Blevins, Aaron Brooks

**West Ga. - 9**

NO.	Name	Min	FG			Rebounds			Fouls		TP	AS	TO	ST	Blocks		+/-
			M-A	M-A	M-A	OR	DR	TOT	PF	FD					BS	BA	
24	Aliyah Washington	F 09:24	0-2	0-1	0-0	0	2	2	1	3	0	0	2	0	0	0	-6
2	Zuriyah Davis	G 01:26	0-0	0-0	0-0	0	0	0	1	0	0	0	0	0	0	0	
5	Katelyn Dunning	G 02:33	0-0	0-0	0-0	0	0	0	1	0	0	2	0	0	0	-7	
3	Mykah Anderson	04:37	0-1	0-1	1-2	0	0	0	1	1	1	0	0	0	0	-7	
4	Jada Powell	05:13	0-1	0-0	1-2	1	2	3	0	1	1	0	2	0	0	-9	
1	Sydne Tolbert	07:44	1-1	0-0	0-0	0	0	0	1	0	2	1	3	1	0	-4	
13	Becca Ledford	04:22	0-1	0-0	0-0	0	0	0	0	0	0	0	0	0	0	-5	
11	Sophia Singer	00:36	0-0	0-0	0-0	0	0	0	0	0	0	0	0	0	0	-3	
32	K'Nari Holliday	04:47	1-2	0-0	0-0	0	3	3	0	0	2	0	1	0	0	0	
20	Anna Gernatt	05:23	1-1	1-1	0-0	0	1	1	0	0	3	0	0	0	0	-2	
10	Calie Thrower	03:55	0-0	0-0	0-0	0	0	0	0	0	0	0	0	0	0	-2	
Team						1	0	1			0		0				
<b>Totals</b>			3-9	1-3	2-4	2	8	10	5	5	9	1	10	1	0	2	-9

Shooting By Period		
2 <sup>nd</sup> FG%	3-9	33.3%
3PT%	1-3	33.3%
FT%	2-4	50%
GM FG%	3-9	33.3%
3PT%	1-3	33.3%
FT%	2-4	50.0%

Dead Ball Rebounds: 2, 0

Technical Fouls::NONE

**Auburn - 18**

NO.	Name	Min	FG			Rebounds			Fouls		TP	AS	TO	ST	Blocks		+/-
			M-A	M-A	M-A	OR	DR	TOT	PF	FD					BS	BA	
30	Savannah Scott	C 00:00	0-0	0-0	0-0	0	0	0	0	0	0	0	0	0	0	0	
2	JaMya Mingo-Young	G 07:00	1-2	0-0	0-0	1	0	1	0	1	2	0	1	1	0	2	
4	Kaitlyn Duhon	G 04:18	1-2	0-0	0-0	0	1	1	1	1	2	0	1	2	0	-1	
5	Sydney Shaw	G 08:17	1-3	0-1	0-0	0	0	0	0	1	2	0	0	0	0	7	
23	Honesty Scott-Grayson	G 07:01	1-3	0-0	0-0	0	0	0	0	1	2	0	0	0	0	4	
1	Celia Sumbane	03:26	2-2	0-0	0-0	1	0	1	0	0	4	0	0	0	0	5	
3	McKenna Eddings	01:43	0-1	0-0	0-0	0	0	0	0	0	0	0	0	0	0	2	
20	Oyindamola Akinbolawa	02:57	0-1	0-0	0-0	0	1	1	1	0	0	0	0	0	0	4	
0	Yakiya Milton	03:08	0-0	0-0	0-0	1	0	1	0	0	0	0	0	0	1	3	
32	Timya Thurman	03:55	0-0	0-0	0-0	0	1	1	1	0	0	0	0	0	1	2	
14	Taylen Collins	03:59	2-4	0-0	0-0	1	0	1	0	0	4	1	0	2	0	7	
21	Audia Young	02:16	0-1	0-1	0-0	0	0	0	1	0	0	0	0	0	0	5	
12	Mar'shaun Bostic	02:00	1-1	0-0	0-1	0	0	0	1	1	2	2	1	1	0	5	
Team						0	1	1			0		0				
<b>Totals</b>			9-20	0-2	0-1	4	4	8	5	5	18	3	3	6	2	0	9

Shooting By Period		
2 <sup>nd</sup> FG%	9-20	45.0%
3PT%	0-2	0.0%
FT%	0-1	0%
GM FG%	9-20	45.0%
3PT%	0-2	0.0%
FT%	0-1	0.0%

Dead Ball Rebounds: 0, 0

Technical Fouls::NONE

	UWG	Auburn
Biggest lead	0 (1 <sup>st</sup> 10:00)	19 (2 <sup>nd</sup> 0:02)
Best Scoring Run	3(2 <sup>nd</sup> 3:13)	4(2 <sup>nd</sup> 7:16)
Lead Changes	0	
Times Tied	0	
Time with Lead	00:00	09:43

	UWG	Auburn
Points from		
Turnovers	2	8
Paint	4	14
Second Chance	0	4
Fast Breaks	2	8
Bench	7	10

	Period by Period Scoring				
	1st	2nd	3rd	4th	TOT
UWG	9	9	10	21	49
Auburn	19	18	17	23	77



West Ga. at Auburn

10/30/23 Neville Arena, Auburn, Ala.
2023-24 Women's Basketball

Officials: Talisa Green, Royce Blevins, Aaron Brooks

West Ga. - 18

Box score table for West Ga. with columns for NO., Name, Min, FG, 3P, FT, Rebounds, Fouls, TP, AS, TO, ST, Blocks, +/-.

Shooting By Period table for West Ga. with columns for 1st, 2nd, GM FG%, 3PT%, FT%.

Dead Ball Rebounds: 2, 1

Technical Fouls::NONE

Auburn - 37

Box score table for Auburn with columns for NO., Name, Min, FG, 3P, FT, Rebounds, Fouls, TP, AS, TO, ST, Blocks, +/-.

Shooting By Period table for Auburn with columns for 1st, 2nd, GM FG%, 3PT%, FT%.

Dead Ball Rebounds: 2, 0

Technical Fouls::NONE

Summary table with columns for UWG, Auburn, Biggest lead, Best Scoring Run, Lead Changes, Times Tied, Time with Lead.

Summary table with columns for Points from, Turnovers, Paint, Second Chance, Fast Breaks, Bench.

Period by Period Scoring table with columns for 1st, 2nd, 3rd, 4th, TOT.



**West Ga. at Auburn**

10/30/23 Neville Arena, Auburn, Ala.  
2023-24 Women's Basketball

**Officials:** Talisa Green, Royce Blevins, Aaron Brooks

**Period 3**

**Quarter Starters:**

<b>Auburn</b>	2 Mingo-Young J	4 Duhon K	5 Shaw S	23 Scott-Grayson H	30 Scott S
<b>UWG</b>	2 Davis Z	3 Anderson M	4 Powell J	5 Dunning K	24 Washington A

Game Time	Auburn	Score	Diff	UWG
10:00	12 BOSTIC M substitution out			
10:00	14 COLLINS T substitution out			
10:00	21 YOUNG A substitution out			
10:00	32 THURMAN T substitution out			
10:00	2 MINGO-YOUNG J substitution in			
10:00	4 DUHON K substitution in			
10:00	23 SCOTT-GRAYSON H substitution in			
10:00	30 SCOTT S substitution in			
10:00				10 THROWER C substitution out
10:00				20 GERNATT A substitution out
10:00				2 DAVIS Z substitution in
10:00				3 ANDERSON M substitution in
09:44	23 SCOTT-GRAYSON H 2pt FG in the paint, layup made (9)	<b>39-18</b>	<b>21</b>	
09:34				3 ANDERSON M turnover out of bounds (1)
09:25	5 SHAW S 3pt FG from turnover, jump shot missed			
09:21				24 WASHINGTON A defensive rebound (3)
09:16				5 DUNNING K turnover dribbling violation (5)
09:00	23 SCOTT-GRAYSON H 2pt FG from turnover in the paint, jump shot made (11)	<b>41-18</b>	<b>23</b>	
08:49	5 SHAW S foul shooting (1 - 1)			24 WASHINGTON A foul drawn (4)
08:49		<b>41-19</b>	<b>22</b>	24 WASHINGTON A free throw 1 - 2 made (1)
08:49		<b>41-20</b>	<b>21</b>	24 WASHINGTON A free throw 2 - 2 made (2)
08:38	30 SCOTT S turnover lost ball (1)			3 ANDERSON M steal (2)
08:16	4 DUHON K steal (4)			3 ANDERSON M turnover bad pass (2)
08:12	4 DUHON K turnover bad pass (3)			
07:53				2 DAVIS Z 3pt FG from turnover, jump shot missed
07:49				4 POWELL J offensive rebound (8)
07:48		<b>41-22</b>	<b>19</b>	4 POWELL J 2pt FG from turnover second chance in the paint, layup made (5)
07:36	4 DUHON K foul offensive (2 - 2)			5 DUNNING K foul drawn (2)
07:36	4 DUHON K turnover offensive (4)			
07:36	4 DUHON K substitution out			
07:36	14 COLLINS T substitution in			
07:23				2 DAVIS Z turnover travel (1)
06:57	2 MINGO-YOUNG J 2pt FG from turnover in the paint, jump shot missed			
06:54	2 MINGO-YOUNG J offensive rebound (4)			
06:53	2 MINGO-YOUNG J foul drawn (2)			24 WASHINGTON A foul shooting (2 - 1)
06:53	2 MINGO-YOUNG J free throw 1 - 2 missed			
06:53	offensive dead ball rebound (3)			
06:53	2 MINGO-YOUNG J free throw 2 - 2 made (3)	<b>42-22</b>	<b>20</b>	
06:30		<b>42-24</b>	<b>18</b>	24 WASHINGTON A 2pt FG in the paint, jump shot made (4)
06:03	5 SHAW S 2pt FG in the paint, jump shot missed			
06:00				4 POWELL J defensive rebound (9)



**West Ga. at Auburn**

10/30/23 Neville Arena, Auburn, Ala.  
2023-24 Women's Basketball

**Officials:** Talisa Green, Royce Blevins, Aaron Brooks

Game Time	Auburn	Score	Diff	UWG
05:51		<b>42-26</b>	<b>16</b>	24 WASHINGTON A 2pt FG in the paint, layup made (6)
05:34	14 COLLINS T turnover lost ball (1)			24 WASHINGTON A steal (1)
05:28				2 DAVIS Z 2pt FG from turnover outside the paint, jump shot missed
05:24	5 SHAW S defensive rebound (1)			
05:17	5 SHAW S 3pt FG , jump shot missed			
05:13				24 WASHINGTON A defensive rebound (4)
05:04				2 DAVIS Z 3pt FG , jump shot missed
05:00	2 MINGO-YOUNG J defensive rebound (5)			
04:52	Timeout 30 Sec			
04:52	2 MINGO-YOUNG J substitution out			
04:52	5 SHAW S substitution out			
04:52	14 COLLINS T substitution out			
04:52	1 SUMBANE C substitution in			
04:52	3 EDDINGS M substitution in			
04:52	12 BOSTIC M substitution in			
04:52				4 POWELL J substitution out
04:52				5 DUNNING K substitution out
04:52				1 TOLBERT S substitution in
04:52				32 HOLLIDAY K substitution in
04:41	23 SCOTT-GRAYSON H 3pt FG , jump shot missed			
04:40	12 BOSTIC M offensive rebound (1)			
04:40	12 BOSTIC M foul drawn (2)			24 WASHINGTON A foul personal (3 - 2)
04:40				Timeout media
04:36	30 SCOTT S 2pt FG second chance in the paint, jump shot missed			
04:32	23 SCOTT-GRAYSON H offensive rebound (1)			
04:32	23 SCOTT-GRAYSON H turnover bad pass (1)			1 TOLBERT S steal (2)
04:24				2 DAVIS Z 3pt FG from turnover, jump shot missed
04:21	12 BOSTIC M defensive rebound (2)			
04:15				24 WASHINGTON A substitution out
04:15				4 POWELL J substitution in
04:10	3 EDDINGS M 3pt FG , jump shot missed			
04:07				defensive rebound (23)
04:07	jump ball situation			
03:56	1 SUMBANE C steal (1)			3 ANDERSON M turnover bad pass (3)
03:50	1 SUMBANE C 2pt FG fast break from turnover in the paint, layup made (6)	<b>44-26</b>	<b>18</b>	
03:50	12 BOSTIC M assist (3)			
03:39				3 ANDERSON M turnover bad pass (4)
03:39				3 ANDERSON M substitution out
03:39				10 THROWER C substitution in
03:18	12 BOSTIC M 2pt FG from turnover in the paint, layup made (4)	<b>46-26</b>	<b>20</b>	
03:07	23 SCOTT-GRAYSON H substitution out			
03:07	4 DUHON K substitution in			
03:03	4 DUHON K steal (5)			4 POWELL J turnover lost ball (3)
02:56	3 EDDINGS M 2pt FG from turnover in the paint, layup missed			
02:50				2 DAVIS Z defensive rebound (1)
02:46				2 DAVIS Z 2pt FG in the paint, layup missed
02:42	1 SUMBANE C defensive rebound (3)			



**West Ga. at Auburn**

10/30/23 Neville Arena, Auburn, Ala.  
2023-24 Women's Basketball

Officials: Talisa Green, Royce Blevins, Aaron Brooks

Game Time	Auburn	Score	Diff	UWG
02:40	3 EDDINGS M 2pt FG in the paint, layup made (2)	<b>48-26</b>	<b>22</b>	
02:35				Timeout 30 Sec
02:35	12 BOSTIC M substitution out			
02:35	2 MINGO-YOUNG J substitution in			
02:35				4 POWELL J substitution out
02:35				24 WASHINGTON A substitution in
02:30				1 TOLBERT S 2pt FG in the paint, layup missed
02:26	2 MINGO-YOUNG J defensive rebound (6)			
02:14	3 EDDINGS M 2pt FG outside the paint, jump shot made (4)	<b>50-26</b>	<b>24</b>	
02:00	1 SUMBANE C steal (2)			24 WASHINGTON A turnover lost ball (5)
02:00	1 SUMBANE C foul drawn (1)			24 WASHINGTON A foul personal (4 - 3)
02:00				24 WASHINGTON A substitution out
02:00				20 GERNATT A substitution in
01:41	1 SUMBANE C 2pt FG from turnover in the paint, layup made (8)	<b>52-26</b>	<b>26</b>	
01:31				32 HOLLIDAY K 2pt FG in the paint, layup blocked
01:31	3 EDDINGS M block (1)			
01:23				32 HOLLIDAY K offensive rebound (4)
01:22				32 HOLLIDAY K 2pt FG second chance in the paint, layup missed
01:18				32 HOLLIDAY K offensive rebound (5)
01:17				2 DAVIS Z 3pt FG second chance, jump shot missed
01:13	2 MINGO-YOUNG J defensive rebound (7)			
01:04	2 MINGO-YOUNG J 2pt FG in the paint, layup blocked			
01:04				20 GERNATT A block (1)
00:59	2 MINGO-YOUNG J offensive rebound (8)			
00:55	2 MINGO-YOUNG J 2pt FG second chance in the paint, layup missed			
00:52				20 GERNATT A defensive rebound (2)
00:52	4 DUHON K foul personal (3 - 3)			20 GERNATT A foul drawn (1)
00:52	30 SCOTT S substitution out			
00:52	20 AKINBOLAWA O substitution in			
00:45		<b>52-28</b>	<b>24</b>	1 TOLBERT S 2pt FG in the paint, layup made (4)
00:29	3 EDDINGS M 2pt FG in the paint, layup missed			
00:25				32 HOLLIDAY K defensive rebound (6)
00:23	4 DUHON K steal (6)			32 HOLLIDAY K turnover bad pass (2)
00:17	4 DUHON K 2pt FG fast break from turnover in the paint, layup made (6)	<b>54-28</b>	<b>26</b>	
00:02	1 SUMBANE C foul personal (1 - 4)			1 TOLBERT S foul drawn (1)
00:01				2 DAVIS Z 3pt FG , jump shot blocked
00:01	2 MINGO-YOUNG J block (1)			
00:00				offensive dead ball rebound (4)
<b>END OF PERIOD</b>				
<b>Auburn 54-28 UWG</b>				



**West Ga. at Auburn**

10/30/23 Neville Arena, Auburn, Ala.  
2023-24 Women's Basketball

Officials: Talisa Green, Royce Blevins, Aaron Brooks

**West Ga. - 10**

NO.	Name	Min	FG	3P	FT	Rebounds			Fouls		TP	AS	TO	ST	Blocks		+/-
			M-A	M-A	M-A	OR	DR	TOT	PF	FD					BS	BA	
24	Aliyah Washington	F 06:20	2-2	0-0	2-2	0	2	2	3	1	6	0	1	1	0	0	1
2	Zuriyah Davis	G 10:00	0-7	0-5	0-0	0	1	1	0	0	0	0	1	0	0	1	-7
5	Katelyn Dunning	G 05:08	0-0	0-0	0-0	0	0	0	0	1	0	0	1	0	0	0	3
3	Mykah Anderson	06:21	0-0	0-0	0-0	0	0	0	0	0	0	0	4	1	0	0	1
4	Jada Powell	06:48	1-1	0-0	0-0	1	1	2	0	0	2	0	1	0	0	0	-3
1	Sydne Tolbert	04:52	1-2	0-0	0-0	0	0	0	0	1	2	0	0	1	0	0	-10
32	K'Nari Holliday	04:52	0-2	0-0	0-0	2	1	3	0	0	0	0	1	0	0	1	-10
10	Calie Thrower	03:39	0-0	0-0	0-0	0	0	0	0	0	0	0	0	0	0	0	-8
20	Anna Gernatt	02:00	0-0	0-0	0-0	0	1	1	0	1	0	0	0	0	1	0	-2
Team						0	1	1			0		0				
<b>Totals</b>			4-14	0-5	2-2	3	7	10	3	4	10	0	9	3	1	2	-7

Shooting By Period		
3rd FG%	4-14	28.6%
3PT%	0-5	0.0%
FT%	2-2	100%
GM FG%	4-14	28.6%
3PT%	0-5	0.0%
FT%	2-2	100.0%

Dead Ball Rebounds: 1, 0

Technical Fouls::NONE

**Auburn - 17**

NO.	Name	Min	FG	3P	FT	Rebounds			Fouls		TP	AS	TO	ST	Blocks		+/-
			M-A	M-A	M-A	OR	DR	TOT	PF	FD					BS	BA	
30	Savannah Scott	C 09:08	0-1	0-0	0-0	0	0	0	0	0	0	0	1	0	0	0	7
2	JaMya Mingo-Young	G 07:43	0-3	0-0	1-2	2	3	5	0	1	1	0	0	0	1	1	1
4	Kaitlyn Duhon	G 05:31	1-1	0-0	0-0	0	0	0	2	0	2	0	2	3	0	0	6
5	Sydney Shaw	G 05:08	0-3	0-2	0-0	0	1	1	1	0	0	0	0	0	0	0	-3
23	Honesty Scott-Grayson	G 06:53	2-3	0-1	0-0	1	0	1	0	0	4	0	1	0	0	0	1
21	Audia Young	00:00	0-0	0-0	0-0	0	0	0	0	0	0	0	0	0	0	0	0
32	Timya Thurman	00:00	0-0	0-0	0-0	0	0	0	0	0	0	0	0	0	0	0	0
14	Taylen Collins	02:44	0-0	0-0	0-0	0	0	0	0	0	0	0	1	0	0	0	-3
1	Celia Sumbane	04:52	2-2	0-0	0-0	0	1	1	1	1	4	0	0	2	0	0	10
3	McKenna Eddings	04:52	2-5	0-1	0-0	0	0	0	0	0	4	0	0	0	1	0	10
12	Mar'shaun Bostic	02:17	1-1	0-0	0-0	1	1	2	0	1	2	1	0	0	0	0	6
20	Oyindamola Akinbolawa	00:52	0-0	0-0	0-0	0	0	0	0	0	0	0	0	0	0	0	0
Team						0	0	0			0		0				
<b>Totals</b>			8-19	0-4	1-2	4	6	10	4	3	17	1	5	5	2	1	7

Shooting By Period		
3rd FG%	8-19	42.1%
3PT%	0-4	0.0%
FT%	1-2	50%
GM FG%	8-19	42.1%
3PT%	0-4	0.0%
FT%	1-2	50.0%

Dead Ball Rebounds: 1, 0

Technical Fouls::NONE

	UWG	Auburn
Biggest lead	0 (1 <sup>st</sup> 10:00)	26 (3 <sup>rd</sup> 1:41)
Best Scoring Run	4(3 <sup>rd</sup> 7:48)	10(3 <sup>rd</sup> 1:41)
Lead Changes	0	
Times Tied	0	
Time with Lead	00:00	09:44

	UWG	Auburn
Points from		
Turnovers	2	11
Paint	8	14
Second Chance	2	1
Fast Breaks	0	4
Bench	2	10

Period by Period Scoring					
	1st	2nd	3rd	4th	TOT
UWG	9	9	10	21	49
Auburn	19	18	17	23	77



**West Ga. at Auburn**

10/30/23 Neville Arena, Auburn, Ala.  
2023-24 Women's Basketball

**Officials:** Talisa Green, Royce Blevins, Aaron Brooks

**Period 4**

**Quarter Starters:**

<b>Auburn</b>	5 Shaw S	12 Bostic M	14 Collins T	20 Akinbolawa O	23 Scott-Grayson H
<b>UWG</b>	1 Tolbert S	2 Davis Z	10 Thrower C	20 Gernatt A	32 Holliday K

Game Time	Auburn	Score	Diff	UWG
10:00	1 SUMBANE C substitution out			
10:00	2 MINGO-YOUNG J substitution out			
10:00	3 EDDINGS M substitution out			
10:00	4 DUHON K substitution out			
10:00	5 SHAW S substitution in			
10:00	12 BOSTIC M substitution in			
10:00	14 COLLINS T substitution in			
10:00	23 SCOTT-GRAYSON H substitution in			
09:44	20 AKINBOLAWA O 2pt FG in the paint, layup missed			
09:40	14 COLLINS T offensive rebound (4)			
09:39	14 COLLINS T 2pt FG second chance in the paint, layup missed			
09:39				defensive dead ball rebound (5)
09:39	20 AKINBOLAWA O foul personal (3 - 1)			20 GERNATT A foul drawn (2)
09:27				32 HOLLIDAY K 2pt FG in the paint, layup missed
09:24				32 HOLLIDAY K offensive rebound (7)
09:23				32 HOLLIDAY K 2pt FG second chance in the paint, jump shot missed
09:19	20 AKINBOLAWA O defensive rebound (3)			
09:14	14 COLLINS T 2pt FG in the paint, layup missed			
09:11				32 HOLLIDAY K defensive rebound (8)
08:59		<b>54-30</b>	<b>24</b>	32 HOLLIDAY K 2pt FG in the paint, layup made (4)
08:59				10 THROWER C assist (2)
08:41	14 COLLINS T 2pt FG outside the paint, jump shot missed			
08:38				20 GERNATT A defensive rebound (3)
08:29				2 DAVIS Z 3pt FG , jump shot missed
08:25	20 AKINBOLAWA O defensive rebound (4)			
08:11	23 SCOTT-GRAYSON H 2pt FG in the paint, layup made (13)	<b>56-30</b>	<b>26</b>	
07:52				20 GERNATT A 3pt FG , jump shot missed
07:49	23 SCOTT-GRAYSON H defensive rebound (2)			
07:47	14 COLLINS T foul drawn (2)			1 TOLBERT S foul shooting (2 - 1)
07:47	20 AKINBOLAWA O substitution out			
07:47	23 SCOTT-GRAYSON H substitution out			
07:47	0 MILTON Y substitution in			
07:47	21 YOUNG A substitution in			
07:47				1 TOLBERT S substitution out
07:47				2 DAVIS Z substitution out
07:47				32 HOLLIDAY K substitution out
07:47				4 POWELL J substitution in
07:47				5 DUNNING K substitution in
07:47				11 SINGER S substitution in
07:47	14 COLLINS T free throw fast break 1 - 2 missed			
07:47	offensive dead ball rebound (4)			
07:47	14 COLLINS T free throw fast break 2 - 2 made (12)	<b>57-30</b>	<b>27</b>	



**West Ga. at Auburn**

10/30/23 Neville Arena, Auburn, Ala.  
2023-24 Women's Basketball

Officials: Talisa Green, Royce Blevins, Aaron Brooks

Game Time	Auburn	Score	Diff	UWG
07:21				4 POWELL J 2pt FG in the paint, jump shot missed
07:18				11 SINGER S offensive rebound (1)
07:17				11 SINGER S 2pt FG second chance in the paint, layup blocked
07:17	0 MILTON Y block (2)			
07:12	0 MILTON Y defensive rebound (2)			
07:10	5 SHAW S 3pt FG fast break, jump shot made (8)	<b>60-30</b>	<b>30</b>	
07:10	12 BOSTIC M assist (4)			
06:58	14 COLLINS T foul personal (1 - 2)			11 SINGER S foul drawn (1)
06:58	12 BOSTIC M foul drawn (3)			5 DUNNING K foul offensive (2 - 2)
06:58				5 DUNNING K turnover offensive (6)
06:45	14 COLLINS T 2pt FG in the paint, layup made (14)	<b>62-30</b>	<b>32</b>	
06:45	14 COLLINS T foul drawn (3)			11 SINGER S foul shooting (1 - 3)
06:45				5 DUNNING K substitution out
06:45				1 TOLBERT S substitution in
06:45	14 COLLINS T free throw 1 - 1 made (15)	<b>63-30</b>	<b>33</b>	
06:33	5 SHAW S steal (1)			1 TOLBERT S turnover bad pass (5)
06:28	5 SHAW S 2pt FG fast break from turnover in the paint, layup made (10)	<b>65-30</b>	<b>35</b>	
06:19	0 MILTON Y foul personal (1 - 3)			20 GERNATT A foul drawn (3)
06:14	jump ball situation			
06:14				11 SINGER S substitution out
06:14				20 GERNATT A substitution out
06:14				13 LEDFORD B substitution in
06:14				24 WASHINGTON A substitution in
06:05				1 TOLBERT S 3pt FG , jump shot missed
06:01	0 MILTON Y defensive rebound (3)			
05:50	21 YOUNG A 2pt FG in the paint, layup missed			
05:46	14 COLLINS T offensive rebound (5)			
05:36	21 YOUNG A 3pt FG second chance, jump shot missed			
05:32				1 TOLBERT S defensive rebound (1)
05:25		<b>65-32</b>	<b>33</b>	4 POWELL J 2pt FG in the paint, layup made (7)
05:25	0 MILTON Y foul shooting (2 - 4)			4 POWELL J foul drawn (2)
05:25	0 MILTON Y substitution out			
05:25	14 COLLINS T substitution out			
05:25	1 SUMBANE C substitution in			
05:25	32 THURMAN T substitution in			
05:25		<b>65-33</b>	<b>32</b>	4 POWELL J free throw 1 - 1 made (8)
05:08	21 YOUNG A 2pt FG outside the paint, jump shot missed			
05:05	1 SUMBANE C offensive rebound (4)			
05:03	1 SUMBANE C 2pt FG second chance in the paint, layup made (10)	<b>67-33</b>	<b>34</b>	
04:53	12 BOSTIC M steal (2)			24 WASHINGTON A turnover lost ball (6)
04:47	5 SHAW S 2pt FG from turnover in the paint, layup missed			
04:44				24 WASHINGTON A defensive rebound (5)
04:30		<b>67-36</b>	<b>31</b>	10 THROWER C 3pt FG , jump shot made (5)
04:30				1 TOLBERT S assist (2)
04:08	12 BOSTIC M 2pt FG in the paint, layup made (6)	<b>69-36</b>	<b>33</b>	
03:49		<b>69-39</b>	<b>30</b>	24 WASHINGTON A 3pt FG , jump shot made (9)
03:27	21 YOUNG A 2pt FG outside the paint, jump shot missed			
03:23				10 THROWER C defensive rebound (1)





**West Ga. at Auburn**

10/30/23 Neville Arena, Auburn, Ala.  
2023-24 Women's Basketball

Officials: Talisa Green, Royce Blevins, Aaron Brooks

Game Time	Auburn	Score	Diff	UWG
03:21	21 YOUNG A foul shooting (2 - 5)			1 TOLBERT S foul drawn (2)
03:21	Timeout media			
03:21	5 SHAW S substitution out			
03:21	21 YOUNG A substitution out			
03:21	3 EDDINGS M substitution in			
03:21	24 MCFADDEN C substitution in			
03:21				4 POWELL J substitution out
03:21				10 THROWER C substitution out
03:21				24 WASHINGTON A substitution out
03:21				12 HIDDEMA A substitution in
03:21				23 GARNER L substitution in
03:21				30 WILLIAMS T substitution in
03:21		<b>69-40</b>	<b>29</b>	1 TOLBERT S free throw fast break 1 - 2 made (5)
03:21		<b>69-41</b>	<b>28</b>	1 TOLBERT S free throw fast break 2 - 2 made (6)
03:21				1 TOLBERT S substitution out
03:21				5 DUNNING K substitution in
03:03	3 EDDINGS M 2pt FG in the paint, layup missed			
02:59	32 THURMAN T offensive rebound (2)			
02:59	32 THURMAN T 2pt FG second chance outside the paint, jump shot missed			
02:55	24 MCFADDEN C offensive rebound (1)			
02:55	24 MCFADDEN C 2pt FG second chance in the paint, layup blocked			
02:55				30 WILLIAMS T block (1)
02:49				5 DUNNING K defensive rebound (1)
02:49	3 EDDINGS M foul shooting (1 - 6)			12 HIDDEMA A foul drawn (1)
02:49		<b>69-42</b>	<b>27</b>	12 HIDDEMA A free throw fast break 1 - 2 made (1)
02:49		<b>69-43</b>	<b>26</b>	12 HIDDEMA A free throw fast break 2 - 2 made (2)
02:35	12 BOSTIC M 2pt FG in the paint, layup made (8)	<b>71-43</b>	<b>28</b>	
02:24	1 SUMBANE C steal (3)			5 DUNNING K turnover bad pass (7)
02:20	1 SUMBANE C 2pt FG fast break from turnover in the paint, layup made (12)	<b>73-43</b>	<b>30</b>	
02:01		<b>73-45</b>	<b>28</b>	30 WILLIAMS T 2pt FG in the paint, layup made (2)
02:01				5 DUNNING K assist (1)
01:39	32 THURMAN T 2pt FG in the paint, jump shot made (2)	<b>75-45</b>	<b>30</b>	
01:39	12 BOSTIC M assist (5)			
01:23	1 SUMBANE C steal (4)			12 HIDDEMA A turnover lost ball (1)
01:18	1 SUMBANE C 2pt FG fast break from turnover in the paint, layup made (14)	<b>77-45</b>	<b>32</b>	
01:04	1 SUMBANE C foul personal (2 - 7)			12 HIDDEMA A foul drawn (2)
01:04	1 SUMBANE C substitution out			
01:04	21 YOUNG A substitution in			
01:04		<b>77-46</b>	<b>31</b>	12 HIDDEMA A free throw 1 - 2 made (3)
01:04		<b>77-47</b>	<b>30</b>	12 HIDDEMA A free throw 2 - 2 made (4)
00:58	21 YOUNG A foul drawn (1)			30 WILLIAMS T foul personal (1 - 4)
00:48	12 BOSTIC M foul offensive (2 - 8)			13 LEDFORD B foul drawn (1)
00:48	12 BOSTIC M turnover offensive (2)			
00:23		<b>77-49</b>	<b>28</b>	23 GARNER L 2pt FG from turnover in the paint, layup made (2)
00:23				30 WILLIAMS T assist (1)

END OF GAME



Official Basketball Play by Play - 4th Period

**West Ga. at Auburn**

10/30/23 Neville Arena, Auburn, Ala.  
2023-24 Women's Basketball

**Game Time:** 7:00 PM  
**Game Duration:** 1:45

**Officials:** Talisa Green, Royce Blevins, Aaron Brooks

Game Time	Auburn	Score	Diff	UWG
Auburn 77-49 UWG				



**West Ga. at Auburn**

10/30/23 Neville Arena, Auburn, Ala.  
2023-24 Women's Basketball

Officials: Talisa Green, Royce Blevins, Aaron Brooks

**West Ga. - 21**

NO.	Name	Min	FG			Rebounds			Fouls		TP	AS	TO	ST	Blocks		+/-
			M-A	M-A	M-A	OR	DR	TOT	PF	FD					BS	BA	
24	Aliyah Washington	F 02:53	1-1	1-1	0-0	0	1	1	0	0	3	0	1	0	0	0	5
2	Zuriyah Davis	G 02:13	0-1	0-1	0-0	0	0	0	0	0	0	0	0	0	0	0	0
5	Katelyn Dunning	G 04:23	0-0	0-0	0-0	0	1	1	1	0	0	1	2	0	0	0	-6
3	Mykah Anderson	00:00	0-0	0-0	0-0	0	0	0	0	0	0	0	0	0	0	0	0
4	Jada Powell	04:26	1-2	0-0	1-1	0	0	0	0	1	3	0	0	0	0	0	-4
10	Calie Thrower	06:39	1-1	1-1	0-0	0	1	1	0	0	3	1	0	0	0	0	-4
20	Anna Gernatt	03:46	0-1	0-1	0-0	0	1	1	0	2	0	0	0	0	0	0	-9
32	K'Nari Holliday	02:13	1-3	0-0	0-0	1	1	2	0	0	2	0	0	0	0	0	0
11	Sophia Singer	01:33	0-1	0-0	0-0	1	0	1	1	1	0	0	0	0	0	1	-9
1	Sydne Tolbert	05:37	0-1	0-1	2-2	0	1	1	1	1	2	1	1	0	0	0	4
13	Becca Ledford	06:14	0-0	0-0	0-0	0	0	0	0	1	0	0	0	0	0	0	7
12	Alison Hiddema	03:21	0-0	0-0	4-4	0	0	0	0	2	4	0	1	0	0	0	2
23	Lindsay Garner	03:21	1-1	0-0	0-0	0	0	0	0	0	2	0	0	0	0	0	2
30	Taiylor Williams	03:21	1-1	0-0	0-0	0	0	0	1	0	2	1	0	0	1	0	2
Team						0	0	0			0						
<b>Totals</b>			6-13	2-5	7-7	2	6	8	4	8	21	4	5	0	1	1	-2

Shooting By Period		
4 <sup>th</sup> FG%	6-13	46.2%
3PT%	2-5	40.0%
FT%	7-7	100%
GM FG%	6-13	46.2%
3PT%	2-5	40.0%
FT%	7-7	100.0%

Dead Ball Rebounds: 0, 1

Technical Fouls::NONE

**Auburn - 23**

NO.	Name	Min	FG			Rebounds			Fouls		TP	AS	TO	ST	Blocks		+/-
			M-A	M-A	M-A	OR	DR	TOT	PF	FD					BS	BA	
30	Savannah Scott	C 00:00	0-0	0-0	0-0	0	0	0	0	0	0	0	0	0	0	0	0
2	JaMya Mingo-Young	G 00:00	0-0	0-0	0-0	0	0	0	0	0	0	0	0	0	0	0	0
4	Kaitlyn Duhon	G 00:00	0-0	0-0	0-0	0	0	0	0	0	0	0	0	0	0	0	0
5	Sydney Shaw	G 06:39	2-3	1-1	0-0	0	0	0	0	0	5	0	0	1	0	0	4
23	Honesty Scott-Grayson	G 02:13	1-1	0-0	0-0	0	1	1	0	0	2	0	0	0	0	0	0
20	Oyindamola Akinbolawa	02:13	0-1	0-0	0-0	0	2	2	1	0	0	0	0	0	0	0	0
12	Mar'shaun Bostic	10:00	2-2	0-0	0-0	0	0	0	1	1	4	2	1	1	0	0	2
14	Taylen Collins	04:35	1-4	0-0	2-3	2	0	2	1	2	4	0	0	0	0	0	7
0	Yakiya Milton	02:22	0-0	0-0	0-0	0	2	2	2	0	0	0	0	0	1	0	7
21	Audia Young	05:30	0-4	0-1	0-0	0	0	0	1	1	0	0	0	0	0	0	0
1	Celia Sumbane	04:21	3-3	0-0	0-0	1	0	1	1	0	6	0	0	2	0	0	-1
32	Timya Thurman	05:25	1-2	0-0	0-0	1	0	1	0	0	2	0	0	0	0	0	-5
3	McKenna Eddings	03:21	0-1	0-0	0-0	0	0	0	1	0	0	0	0	0	0	0	-2
24	Carsen McFadden	03:21	0-1	0-0	0-0	1	0	1	0	0	0	0	0	0	0	1	-2
Team						0	0	0			0						
<b>Totals</b>			10-22	1-2	2-3	5	5	10	8	4	23	2	1	4	1	1	2

Shooting By Period		
4 <sup>th</sup> FG%	10-22	45.5%
3PT%	1-2	50.0%
FT%	2-3	66.7%
GM FG%	10-22	45.5%
3PT%	1-2	50.0%
FT%	2-3	66.7%

Dead Ball Rebounds: 1, 0

Technical Fouls::NONE

	UWG	Auburn
Biggest lead	0 (1 <sup>st</sup> 10:00)	35 (4 <sup>th</sup> 6:28)
Best Scoring Run	7(4 <sup>th</sup> 2:49)	11(4 <sup>th</sup> 6:28)
Lead Changes	0	
Times Tied	0	
Time with Lead	00:00	09:44

	UWG	Auburn
Points from Turnovers	2	6
Paint	8	18
Second Chance	0	2
Fast Breaks	4	10
Bench	15	16

	Period by Period Scoring				
	1st	2nd	3rd	4th	TOT
UWG	9	9	10	21	49
Auburn	19	18	17	23	77



West Ga. at Auburn

10/30/23 Neville Arena, Auburn, Ala.  
2023-24 Women's Basketball

Officials: Talisa Green, Royce Blevins, Aaron Brooks

West Ga. - 31

NO.	Name	Min	FG			Rebounds			Fouls		TP	AS	TO	ST	Blocks		+/-
			M-A	M-A	M-A	OR	DR	TOT	PF	FD					BS	BA	
24	Aliyah Washington	F 09:13	3-3	1-1	2-2	0	3	3	3	1	9	0	2	1	0	0	6
2	Zuriyah Davis	G 12:13	0-8	0-6	0-0	0	1	1	0	0	0	0	1	0	0	1	-7
5	Katelyn Dunning	G 09:31	0-0	0-0	0-0	0	1	1	1	1	0	1	3	0	0	0	-3
3	Mykah Anderson	06:21	0-0	0-0	0-0	0	0	0	0	0	0	0	4	1	0	0	1
4	Jada Powell	11:14	2-3	0-0	1-1	1	1	2	0	1	5	0	1	0	0	0	-7
1	Sydne Tolbert	10:29	1-3	0-1	2-2	0	1	1	1	2	4	1	1	1	0	0	-6
32	K'Nari Holliday	07:05	1-5	0-0	0-0	3	2	5	0	0	2	0	1	0	0	1	-10
10	Calie Thrower	10:18	1-1	1-1	0-0	0	1	1	0	0	3	1	0	0	0	0	-12
20	Anna Gernatt	05:46	0-1	0-1	0-0	0	2	2	0	3	0	0	0	0	1	0	-11
11	Sophia Singer	01:33	0-1	0-0	0-0	1	0	1	1	1	0	0	0	0	0	1	-9
13	Becca Ledford	06:14	0-0	0-0	0-0	0	0	0	0	1	0	0	0	0	0	0	7
12	Alison Hiddema	03:21	0-0	0-0	4-4	0	0	0	0	2	4	0	1	0	0	0	2
23	Lindsay Garner	03:21	1-1	0-0	0-0	0	0	0	0	0	2	0	0	0	0	0	2
30	Taylor Williams	03:21	1-1	0-0	0-0	0	0	0	1	0	2	1	0	0	1	0	2
Team						0	1	1			0		0				
<b>Totals</b>			10-27	2-10	9-9	5	13	18	7	12	31	4	14	3	2	3	-9

Shooting By Period		
3 <sup>rd</sup> FG%	4-14	28.6%
3PT%	0-5	0.0%
FT%	2-2	100%
4 <sup>th</sup> FG%	6-13	46.2%
3PT%	2-5	40.0%
FT%	7-7	100%
GM FG%	10-27	37.0%
3PT%	2-10	20.0%
FT%	9-9	100.0%

Dead Ball Rebounds: 1, 1

Technical Fouls::NONE

Auburn - 40

NO.	Name	Min	FG			Rebounds			Fouls		TP	AS	TO	ST	Blocks		+/-
			M-A	M-A	M-A	OR	DR	TOT	PF	FD					BS	BA	
30	Savannah Scott	C 09:08	0-1	0-0	0-0	0	0	0	0	0	0	0	1	0	0	0	7
2	JaMya Mingo-Young	G 07:43	0-3	0-0	1-2	2	3	5	0	1	1	0	0	0	1	1	1
4	Kaitlyn Duhon	G 05:31	1-1	0-0	0-0	0	0	0	2	0	2	0	2	3	0	0	6
5	Sydney Shaw	G 11:47	2-6	1-3	0-0	0	1	1	1	0	5	0	0	1	0	0	1
23	Honesty Scott-Grayson	G 09:06	3-4	0-1	0-0	1	1	2	0	0	6	0	1	0	0	0	1
14	Taylen Collins	07:19	1-4	0-0	2-3	2	0	2	1	2	4	0	1	0	0	0	4
1	Celia Sumbane	09:13	5-5	0-0	0-0	1	1	2	2	1	10	0	0	4	0	0	9
3	McKenna Eddings	08:13	2-6	0-1	0-0	0	0	0	1	0	4	0	0	0	1	0	8
12	Mar'shaun Bostic	12:17	3-3	0-0	0-0	1	1	2	1	2	6	3	1	1	0	0	8
20	Oyindamola Akinbolawa	03:05	0-1	0-0	0-0	0	2	2	1	0	0	0	0	0	0	0	0
0	Yakiya Milton	02:22	0-0	0-0	0-0	0	2	2	2	0	0	0	0	0	1	0	7
21	Audia Young	05:30	0-4	0-1	0-0	0	0	0	1	1	0	0	0	0	0	0	0
32	Timya Thurman	05:25	1-2	0-0	0-0	1	0	1	0	0	2	0	0	0	0	0	-5
24	Carsen McFadden	03:21	0-1	0-0	0-0	1	0	1	0	0	0	0	0	0	0	1	-2
Team						0	0	0			0		0				
<b>Totals</b>			18-41	1-6	3-5	9	11	20	12	7	40	3	6	9	3	2	9

Shooting By Period		
3 <sup>rd</sup> FG%	8-19	42.1%
3PT%	0-4	0.0%
FT%	1-2	50%
4 <sup>th</sup> FG%	10-22	45.5%
3PT%	1-2	50.0%
FT%	2-3	66.7%
GM FG%	18-41	43.9%
3PT%	1-6	16.7%
FT%	3-5	60.0%

Dead Ball Rebounds: 2, 0

Technical Fouls::NONE

	UWG	Auburn
Biggest lead	0 (1 <sup>st</sup> 10:00)	35 (4 <sup>th</sup> 6:28)
Best Scoring Run	7(4 <sup>th</sup> 2:49)	11(4 <sup>th</sup> 6:28)
Lead Changes	0	
Times Tied	0	
Time with Lead	00:00	19:44

	UWG	Auburn
Points from		
Turnovers	4	17
Paint	16	32
Second Chance	2	3
Fast Breaks	4	14
Bench	17	26

Period by Period Scoring					
	1st	2nd	3rd	4th	TOT
UWG	9	9	10	21	49
Auburn	19	18	17	23	77



**West Ga. at Auburn**

10/30/23 Neville Arena, Auburn, Ala.  
2023-24 Women's Basketball

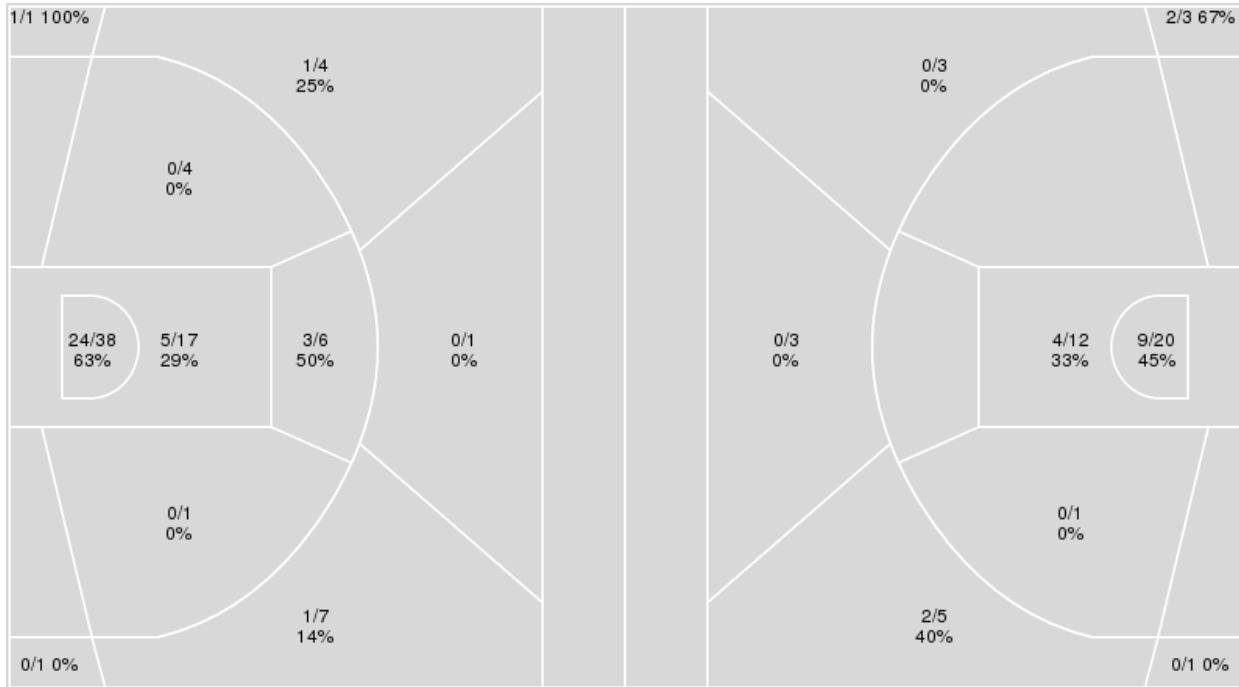
**Officials:** Talisa Green, Royce Blevins, Aaron Brooks

{ Players => 0, 1, 2, 3, 4, 5, 12, 14, 15, 20, 21, 23, 24, 30, 32; } FG  
Types => All; Results => All;

{ Players => 1, 2, 3, 4, 5, 10, 11, 12, 13, 14, 15, 20, 23, 24, 25, 30, 32; }  
FG Types => All; Results => All;

**Auburn**

**West Ga.**



Auburn	M/A	%
Field Goals	35/80	44
2 Points	32/66	48
3 Points	3/14	21
Free Throws	4/10	40

West Ga.	M/A	%
Field Goals	17/48	35
2 Points	13/33	39
3 Points	4/15	27
Free Throws	11/13	85



**West Ga. at Auburn**

10/30/23 Neville Arena, Auburn, Ala.  
2023-24 Women's Basketball

Officials: Talisa Green, Royce Blevins, Aaron Brooks

**West Ga.**

No	Name	Mins		Score		Points Diff		Points per Min		Assists		Rebounds		Steals		Turnovers	
		On	Off	On	Off	On	Off	On	Off	On	Off	On	Off	On	Off	On	Off
1	Sydne Tolbert	22:34	17:26	25 - 40	24 - 37	-15	-13	1.11	1.38	3	4	23	13	3	3	16	14
2	Zuriyah Davis	19:32	20:28	19 - 31	30 - 46	-12	-16	0.97	1.47	3	4	21	15	4	2	15	15
3	Mykah Anderson	13:56	26:04	11 - 22	38 - 55	-11	-17	0.79	1.46	0	7	12	24	5	1	14	16
4	Jada Powell	24:20	15:40	27 - 50	22 - 27	-23	-5	1.11	1.40	3	4	22	14	4	2	22	8
5	Katelyn Dunning	21:50	18:10	26 - 46	23 - 31	-20	-8	1.19	1.27	4	3	16	20	4	2	17	13
10	Calie Thrower	21:15	18:45	26 - 45	23 - 32	-19	-9	1.22	1.23	5	2	22	14	1	5	13	17
11	Sophia Singer	02:09	37:51	1 - 13	48 - 64	-12	-16	0.47	1.27	0	7	1	35	0	6	3	27
12	Alison Hiddema	03:21	36:39	10 - 8	39 - 69	2	-30	2.99	1.06	2	5	1	35	0	6	2	28
13	Becca Ledford	10:36	29:24	24 - 22	25 - 55	2	-30	2.26	0.85	3	4	6	30	1	5	6	24
20	Anna Gernatt	11:09	28:51	10 - 23	39 - 54	-13	-15	0.90	1.35	2	5	14	22	0	6	8	22
23	Lindsay Garner	03:21	36:39	10 - 8	39 - 69	2	-30	2.99	1.06	2	5	1	35	0	6	2	28
24	Aliyah Washington	26:23	13:37	34 - 42	15 - 35	-8	-20	1.29	1.10	4	3	23	13	6	0	19	11
30	Taiylor Williams	03:21	36:39	10 - 8	39 - 69	2	-30	2.99	1.06	2	5	1	35	0	6	2	28
32	K'Nari Holliday	16:13	23:47	12 - 27	37 - 50	-15	-13	0.74	1.56	2	5	17	19	2	4	11	19

**Auburn**

No	Name	Mins		Score		Points Diff		Points per Min		Assists		Rebounds		Steals		Turnovers	
		On	Off	On	Off	On	Off	On	Off	On	Off	On	Off	On	Off	On	Off
0	Yakiya Milton	05:30	34:30	15 - 5	62 - 44	10	18	2.73	1.80	1	10	5	34	3	13	1	10
1	Celia Sumbane	15:22	24:38	34 - 18	43 - 31	16	12	2.21	1.75	3	8	16	23	9	7	3	8
2	JaMya Mingo-Young	20:22	19:38	33 - 25	44 - 24	8	20	1.62	2.24	4	7	18	21	7	9	7	4
3	McKenna Eddings	14:17	25:43	29 - 14	48 - 35	15	13	2.03	1.87	4	7	16	23	8	8	4	7
4	Kaitlyn Duhon	15:28	24:32	28 - 18	49 - 31	10	18	1.81	2.00	4	7	13	26	7	9	5	6
5	Sydney Shaw	25:43	14:17	48 - 35	29 - 14	13	15	1.87	2.03	7	4	23	16	8	8	7	4
12	Mar'shaun Bostic	18:38	21:22	42 - 24	35 - 25	18	10	2.25	1.64	7	4	21	18	8	8	4	7
14	Taylen Collins	15:39	24:21	27 - 11	50 - 38	16	12	1.73	2.05	5	6	18	21	5	11	3	8
20	Oyindamola Akinbolawa	10:23	29:37	17 - 8	60 - 41	9	19	1.64	2.03	2	9	13	26	3	13	3	8
21	Audia Young	07:46	32:14	19 - 14	58 - 35	5	23	2.45	1.80	3	8	5	34	4	12	1	10
23	Honesty Scott-Grayson	23:24	16:36	40 - 27	37 - 22	13	15	1.71	2.23	6	5	24	15	6	10	9	2
24	Carsen McFadden	03:21	36:39	8 - 10	69 - 39	-2	30	2.39	1.88	1	10	2	37	2	14	1	10
30	Savannah Scott	14:47	25:13	27 - 15	50 - 34	12	16	1.83	1.98	5	6	15	24	5	11	6	5
32	Timya Thurman	09:20	30:40	18 - 21	59 - 28	-3	31	1.93	1.92	3	8	6	33	5	11	1	10



**West Ga. at Auburn**

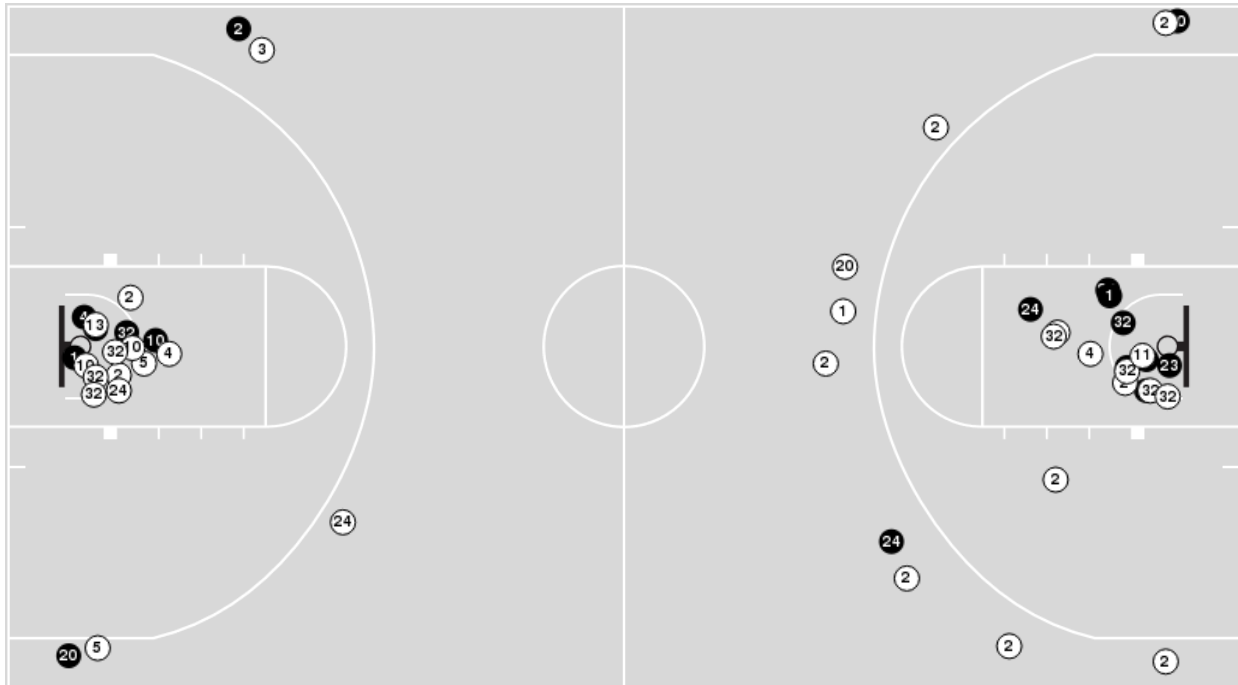
10/30/23 Neville Arena, Auburn, Ala.  
2023-24 Women's Basketball

Officials: Talisa Green, Royce Blevins, Aaron Brooks

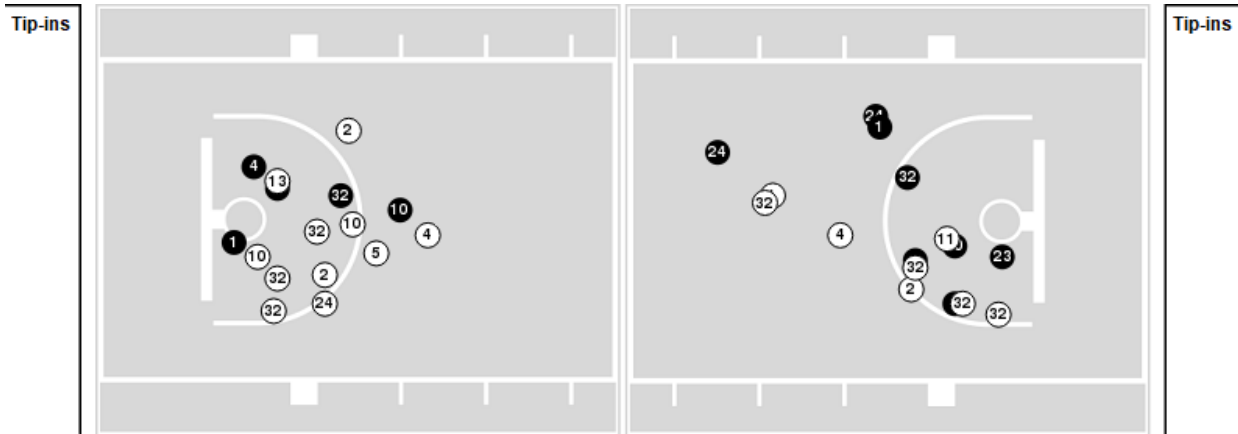
Players => 1, 2, 3, 4, 5, 10, 11, 12, 13, 14, 15, 20, 23, 24, 25, 30, 32FG Types=>AllResults=>All

**West Ga.**

**All Field Goals**



**Blow Up Chart**



● Made    ○ Missed    N - Player Number

West Ga.	M/A	%
Field Goals	17/48	35
2 Points	13/33	39
3 Points	4/15	27
Free Throws	11/13	85

West Ga.	M/A	%
Points in the Paint	26 (13 / 32)	41
Fast Break Points	6 (5/5)	100
Second Chance Points	2 (1/6)	17
Effective FG%	40	



**West Ga. at Auburn**

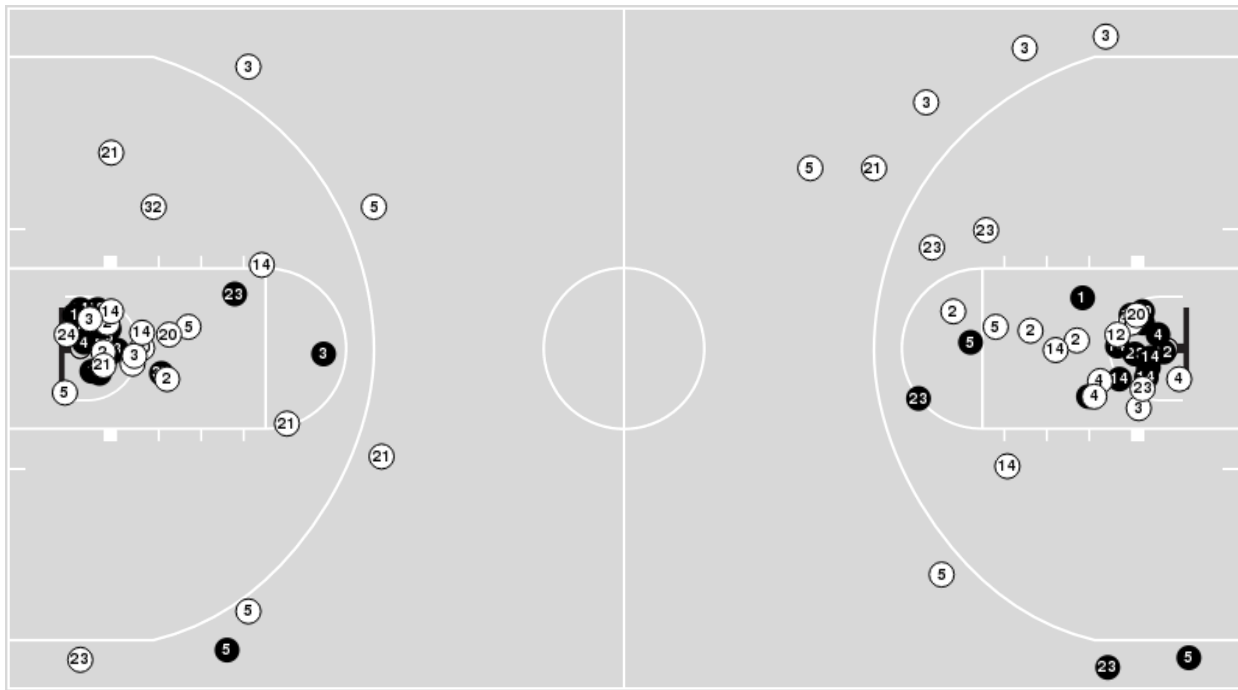
10/30/23 Neville Arena, Auburn, Ala.  
2023-24 Women's Basketball

Officials: Talisa Green, Royce Blevins, Aaron Brooks

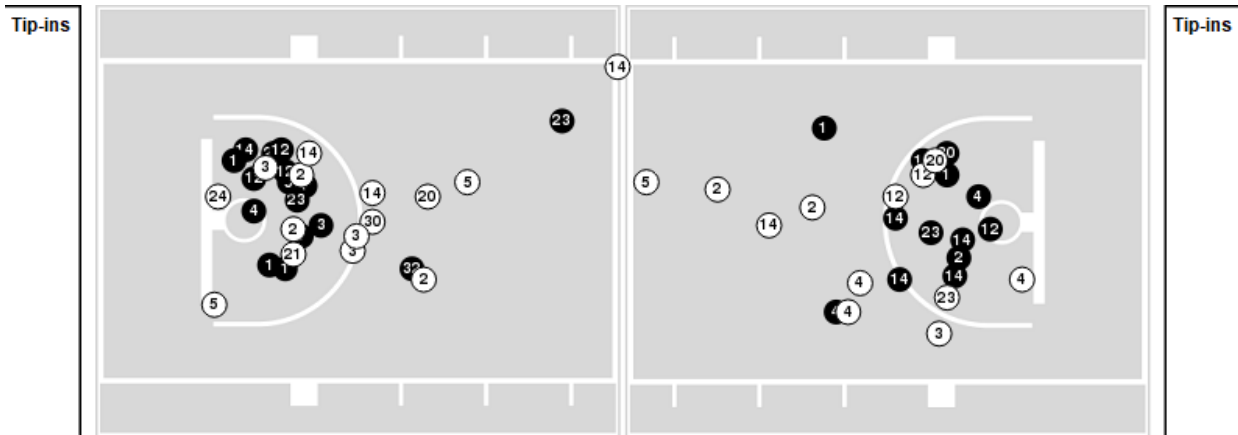
Players => 0, 1, 2, 3, 4, 5, 12, 14, 15, 20, 21, 23, 24, 30, 32 FG Types=>All Results=>All

**Auburn**

**All Field Goals**



**Blow Up Chart**



● Made    ○ Missed    N - Player Number

Auburn	M/A	%
Field Goals	35/80	44
2 Points	32/66	48
3 Points	3/14	21
Free Throws	4/10	40

Auburn	M/A	%
Points in the Paint	58 (29 / 55)	53
Fast Break Points	22 (11/13)	85
Second Chance Points	14 (8/19)	42
Effective FG%	46	





**West Ga. at Auburn**

10/30/23 Neville Arena, Auburn, Ala.  
2023-24 Women's Basketball

**Game Time:** 7:00 PM  
**Game Duration:** 1:45

**Officials:** Talisa Green, Royce Blevins, Aaron Brooks

**West Ga.**

Lineup	Quarter On	Time On	Quarter Off	Time Off	Time on Court	Score	Score Diff	Reb	Stl	Tov	Ass	PPP
2- Davis Z/ 3- Anderson M/ 4- Powell J/ 5- Dunning K/ 24- Washington A/	1	10:00	1	07:02	02:58	0-5	-5	3	1	3	0	0.0000
2- Davis Z/ 4- Powell J/ 5- Dunning K/ 10- Thrower C/ 24- Washington A/	1	07:02	1	04:21	02:41	7-7	0	2	0	1	2	1.4000
1- Tolbert S/ 2- Davis Z/ 10- Thrower C/ 24- Washington A/ 32- Holliday K/	1	04:21	1	04:07	00:14	0-0	0	0	0	0	0	0.0000
1- Tolbert S/ 5- Dunning K/ 10- Thrower C/ 24- Washington A/ 32- Holliday K/	1	04:07	1	02:14	01:53	2-5	-3	1	1	0	0	0.6667
1- Tolbert S/ 4- Powell J/ 5- Dunning K/ 10- Thrower C/ 32- Holliday K/	1	02:14	2	10:00	02:14	0-2	-2	2	0	2	0	0.0000
1- Tolbert S/ 3- Anderson M/ 4- Powell J/ 5- Dunning K/ 24- Washington A/	2	10:00	2	09:43	00:17	0-2	-2	0	0	1	0	0.0000
1- Tolbert S/ 2- Davis Z/ 3- Anderson M/ 4- Powell J/ 24- Washington A/	2	09:43	2	08:17	01:26	0-0	0	3	0	2	0	0.0000
1- Tolbert S/ 3- Anderson M/ 4- Powell J/ 13- Ledford B/ 24- Washington A/	2	08:17	2	07:03	01:14	2-4	-2	0	1	0	0	1.0000
1- Tolbert S/ 3- Anderson M/ 11- Singer S/ 13- Ledford B/ 32- Holliday K/	2	07:03	2	06:27	00:36	1-4	-3	0	0	1	0	0.5319
1- Tolbert S/ 3- Anderson M/ 13- Ledford B/ 24- Washington A/ 32- Holliday K/	2	06:27	2	05:23	01:04	0-0	0	1	0	1	0	0.0000
1- Tolbert S/ 13- Ledford B/ 20- Gernatt A/ 24- Washington A/ 32- Holliday K/	2	05:23	2	03:55	01:28	2-2	0	1	0	1	0	1.0000
1- Tolbert S/ 10- Thrower C/ 20- Gernatt A/ 24- Washington A/ 32- Holliday K/	2	03:55	2	02:16	01:39	3-0	3	3	0	1	1	1.0000
4- Powell J/ 5- Dunning K/ 10- Thrower C/ 20- Gernatt A/ 24- Washington A/	2	02:16	3	10:00	02:16	1-6	-5	2	0	3	0	0.2577
2- Davis Z/ 3- Anderson M/ 4- Powell J/ 5- Dunning K/ 24- Washington A/	3	10:00	3	04:52	05:08	8-5	3	4	2	4	0	0.8097
1- Tolbert S/ 2- Davis Z/ 3- Anderson M/ 24- Washington A/ 32- Holliday K/	3	04:52	3	04:15	00:37	0-0	0	0	1	0	0	0.0000
1- Tolbert S/ 2- Davis Z/ 3- Anderson M/ 4- Powell J/ 32- Holliday K/	3	04:15	3	03:39	00:36	0-2	-2	1	0	2	0	0.0000
1- Tolbert S/ 2- Davis Z/ 4- Powell J/ 10- Thrower C/ 32- Holliday K/	3	03:39	3	02:35	01:04	0-4	-4	1	0	1	0	0.0000
1- Tolbert S/ 2- Davis Z/ 10- Thrower C/ 24- Washington A/ 32- Holliday K/	3	02:35	3	02:00	00:35	0-2	-2	0	0	1	0	0.0000
1- Tolbert S/ 2- Davis Z/ 10- Thrower C/ 20- Gernatt A/ 32- Holliday K/	3	02:00	4	07:47	04:13	4-6	-2	7	0	1	1	0.5000
4- Powell J/ 5- Dunning K/ 10- Thrower C/ 11- Singer S/ 20- Gernatt A/	4	07:47	4	06:45	01:02	0-6	-6	1	0	1	0	0.0000
1- Tolbert S/ 4- Powell J/ 10- Thrower C/ 11- Singer S/ 20- Gernatt A/	4	06:45	4	06:14	00:31	0-3	-3	0	0	1	0	0.0000
1- Tolbert S/ 4- Powell J/ 10- Thrower C/ 13- Ledford B/ 24- Washington A/	4	06:14	4	03:21	02:53	9-4	5	3	0	1	1	1.6544
1- Tolbert S/ 12- Hiddema A/ 13- Ledford B/ 23- Garner L/ 30- Williams T/	4	03:21	4	03:21	00:00	2-0	2	0	0	0	0	2.2727
5- Dunning K/ 12- Hiddema A/ 13- Ledford B/ 23- Garner L/ 30- Williams T/	4	03:21	4	00:00	03:21	8-8	0	1	0	2	2	1.3889



**West Ga. at Auburn**

10/30/23 Neville Arena, Auburn, Ala.  
2023-24 Women's Basketball

Officials: Talisa Green, Royce Blevins, Aaron Brooks

**Auburn**

Lineup	Quarter On	Time On	Quarter Off	Time Off	Time on Court	Score	Score Diff	Reb	Stl	Tov	Ass	PPP
2- Mingo-Young J/ 4- Duhon K/ 5- Shaw S/ 23- Scott-Grayson H/ 30- Scott S/	1	10:00	1	04:21	05:39	12-7	5	5	1	1	4	1.1029
3- Eddings M/ 12- Bostic M/ 14- Collins T/ 20- Akinbolawa O/ 23- Scott-Grayson H/	1	04:21	1	02:43	01:38	5-2	3	3	0	1	1	1.7361
1- Sumbane C/ 3- Eddings M/ 12- Bostic M/ 14- Collins T/ 20- Akinbolawa O/	1	02:43	2	09:16	03:27	4-0	4	3	1	1	1	0.5376
1- Sumbane C/ 2- Mingo-Young J/ 3- Eddings M/ 14- Collins T/ 20- Akinbolawa O/	2	09:16	2	08:17	00:59	0-0	0	1	1	0	0	0.0000
1- Sumbane C/ 2- Mingo-Young J/ 5- Shaw S/ 20- Akinbolawa O/ 23- Scott-Grayson H/	2	08:17	2	07:03	01:14	4-2	2	2	0	1	0	1.3333
0- Milton Y/ 1- Sumbane C/ 2- Mingo-Young J/ 5- Shaw S/ 23- Scott-Grayson H/	2	07:03	2	06:34	00:29	2-1	1	0	0	0	0	2.0000
0- Milton Y/ 2- Mingo-Young J/ 4- Duhon K/ 5- Shaw S/ 23- Scott-Grayson H/	2	06:34	2	03:55	02:39	4-2	2	2	2	1	0	1.0000
2- Mingo-Young J/ 4- Duhon K/ 5- Shaw S/ 23- Scott-Grayson H/ 32- Thurman T/	2	03:55	2	02:16	01:39	0-3	-3	2	0	0	0	0.0000
5- Shaw S/ 14- Collins T/ 21- Young A/ 23- Scott-Grayson H/ 32- Thurman T/	2	02:16	2	01:16	01:00	2-0	2	0	1	0	0	1.0000
5- Shaw S/ 12- Bostic M/ 14- Collins T/ 21- Young A/ 32- Thurman T/	2	01:16	3	10:00	01:16	4-1	3	1	1	0	2	1.3333
2- Mingo-Young J/ 4- Duhon K/ 5- Shaw S/ 23- Scott-Grayson H/ 30- Scott S/	3	10:00	3	07:36	02:24	4-4	0	0	1	3	0	0.6667
2- Mingo-Young J/ 5- Shaw S/ 14- Collins T/ 23- Scott-Grayson H/ 30- Scott S/	3	07:36	3	04:52	02:44	1-4	-3	3	0	1	0	0.2577
1- Sumbane C/ 3- Eddings M/ 12- Bostic M/ 23- Scott-Grayson H/ 30- Scott S/	3	04:52	3	03:07	01:45	4-0	4	3	1	1	1	1.0000
1- Sumbane C/ 3- Eddings M/ 4- Duhon K/ 12- Bostic M/ 30- Scott S/	3	03:07	3	02:35	00:32	2-0	2	1	1	0	0	1.0000
1- Sumbane C/ 2- Mingo-Young J/ 3- Eddings M/ 4- Duhon K/ 30- Scott S/	3	02:35	3	00:52	01:42	4-0	4	3	1	0	0	1.3333
1- Sumbane C/ 2- Mingo-Young J/ 3- Eddings M/ 4- Duhon K/ 20- Akinbolawa O/	3	00:52	4	10:00	00:52	2-2	0	0	1	0	0	1.0000
5- Shaw S/ 12- Bostic M/ 14- Collins T/ 20- Akinbolawa O/ 23- Scott-Grayson H/	4	10:00	4	07:47	02:13	2-2	0	4	0	0	0	0.5000
0- Milton Y/ 5- Shaw S/ 12- Bostic M/ 14- Collins T/ 21- Young A/	4	07:47	4	05:25	02:22	9-2	7	3	1	0	1	1.6917
1- Sumbane C/ 5- Shaw S/ 12- Bostic M/ 21- Young A/ 32- Thurman T/	4	05:25	4	03:21	02:04	4-7	-3	1	1	0	0	1.0000
1- Sumbane C/ 3- Eddings M/ 12- Bostic M/ 24- McFadden C/ 32- Thurman T/	4	03:21	4	01:04	02:17	8-6	2	2	2	0	1	1.6000
3- Eddings M/ 12- Bostic M/ 21- Young A/ 24- McFadden C/ 32- Thurman T/	4	01:04	4	00:00	01:04	0-4	-4	0	0	1	0	0.0000



**West Ga. at Auburn**

10/30/23 Neville Arena, Auburn, Ala.  
2023-24 Women's Basketball

Officials: Talisa Green, Royce Blevins, Aaron Brooks

**West Ga.**

Lineup	Time	Score	Score Diff	Pts/Min	Reb	Stl	Tov	Ass	PPP
2- Davis Z/3- Anderson M/ 4- Powell J/ 5- Dunning K/ 24- Washington A/	08:06	8-10	-2	0.9877	7	3	7	0	0.5376
1- Tolbert S/ 2- Davis Z/ 10- Thrower C/ 20- Gernatt A/ 32- Holliday K/	04:13	4-6	-2	0.9486	7	0	1	1	0.5000
5- Dunning K/ 12- Hiddema A/ 13- Ledford B/ 23- Garner L/ 30- Williams T/	03:21	8-8	0	2.3881	1	0	2	2	1.3889
1- Tolbert S/ 4- Powell J/ 10- Thrower C/ 13- Ledford B/ 24- Washington A/	02:53	9-4	5	3.1214	3	0	1	1	1.6544
2- Davis Z/ 4- Powell J/ 5- Dunning K/ 10- Thrower C/ 24- Washington A/	02:41	7-7	0	2.6087	2	0	1	2	1.4000
4- Powell J/ 5- Dunning K/ 10- Thrower C/ 20- Gernatt A/ 24- Washington A/	02:16	1-6	-5	0.4412	2	0	3	0	0.2577
1- Tolbert S/ 4- Powell J/ 5- Dunning K/ 10- Thrower C/ 32- Holliday K/	02:14	0-2	-2	0.0000	2	0	2	0	0.0000
1- Tolbert S/ 5- Dunning K/ 10- Thrower C/ 24- Washington A/ 32- Holliday K/	01:53	2-5	-3	1.0619	1	1	0	0	0.6667
1- Tolbert S/ 10- Thrower C/ 20- Gernatt A/ 24- Washington A/ 32- Holliday K/	01:39	3-0	3	1.8182	3	0	1	1	1.0000
1- Tolbert S/ 13- Ledford B/ 20- Gernatt A/ 24- Washington A/ 32- Holliday K/	01:28	2-2	0	1.3636	1	0	1	0	1.0000
1- Tolbert S/ 2- Davis Z/ 3- Anderson M/ 4- Powell J/ 24- Washington A/	01:26	0-0	0	0.0000	3	0	2	0	0.0000
1- Tolbert S/ 3- Anderson M/ 4- Powell J/ 13- Ledford B/ 24- Washington A/	01:14	2-4	-2	1.6216	0	1	0	0	1.0000
1- Tolbert S/ 3- Anderson M/ 13- Ledford B/ 24- Washington A/ 32- Holliday K/	01:04	0-0	0	0.0000	1	0	1	0	0.0000
1- Tolbert S/ 2- Davis Z/ 4- Powell J/ 10- Thrower C/ 32- Holliday K/	01:04	0-4	-4	0.0000	1	0	1	0	0.0000
4- Powell J/ 5- Dunning K/ 10- Thrower C/ 11- Singer S/ 20- Gernatt A/	01:02	0-6	-6	0.0000	1	0	1	0	0.0000
1- Tolbert S/ 2- Davis Z/ 10- Thrower C/ 24- Washington A/ 32- Holliday K/	00:49	0-2	-2	0.0000	0	0	1	0	0.0000
1- Tolbert S/ 2- Davis Z/ 3- Anderson M/ 24- Washington A/ 32- Holliday K/	00:37	0-0	0	0.0000	0	1	0	0	0.0000
1- Tolbert S/ 3- Anderson M/ 11- Singer S/ 13- Ledford B/ 32- Holliday K/	00:36	1-4	-3	1.6667	0	0	1	0	0.5319
1- Tolbert S/ 2- Davis Z/ 3- Anderson M/ 4- Powell J/ 32- Holliday K/	00:36	0-2	-2	0.0000	1	0	2	0	0.0000
1- Tolbert S/ 4- Powell J/ 10- Thrower C/ 11- Singer S/ 20- Gernatt A/	00:31	0-3	-3	0.0000	0	0	1	0	0.0000
1- Tolbert S/ 3- Anderson M/ 4- Powell J/ 5- Dunning K/ 24- Washington A/	00:17	0-2	-2	0.0000	0	0	1	0	0.0000
1- Tolbert S/ 12- Hiddema A/ 13- Ledford B/ 23- Garner L/ 30- Williams T/	00:00	2-0	2	∞	0	0	0	0	2.2727



**West Ga. at Auburn**

10/30/23 Neville Arena, Auburn, Ala.  
2023-24 Women's Basketball

**Game Time:** 7:00 PM  
**Game Duration:** 1:45

**Officials:** Talisa Green, Royce Blevins, Aaron Brooks

**Auburn**

Lineup	Time	Score	Score Diff	Pts/Min	Reb	Stl	Tov	Ass	PPP
2- Mingo-Young J/ 4- Duhon K/ 5- Shaw S/ 23- Scott-Grayson H/ 30- Scott S/	08:03	16-11	5	1.9876	5	2	4	4	0.9479
1- Sumbane C/ 3- Eddings M/ 12- Bostic M/ 14- Collins T/ 20- Akinbolawa O/	03:27	4-0	4	1.1594	3	1	1	1	0.5376
2- Mingo-Young J/ 5- Shaw S/ 14- Collins T/ 23- Scott-Grayson H/ 30- Scott S/	02:44	1-4	-3	0.3659	3	0	1	0	0.2577
0- Milton Y/ 2- Mingo-Young J/ 4- Duhon K/ 5- Shaw S/ 23- Scott-Grayson H/	02:39	4-2	2	1.5094	2	2	1	0	1.0000
0- Milton Y/ 5- Shaw S/ 12- Bostic M/ 14- Collins T/ 21- Young A/	02:22	9-2	7	3.8028	3	1	0	1	1.6917
1- Sumbane C/ 3- Eddings M/ 12- Bostic M/ 24- McFadden C/ 32- Thurman T/	02:17	8-6	2	3.5036	2	2	0	1	1.6000
5- Shaw S/ 12- Bostic M/ 14- Collins T/ 20- Akinbolawa O/ 23- Scott-Grayson H/	02:13	2-2	0	0.9023	4	0	0	0	0.5000
1- Sumbane C/ 5- Shaw S/ 12- Bostic M/ 21- Young A/ 32- Thurman T/	02:04	4-7	-3	1.9355	1	1	0	0	1.0000
1- Sumbane C/ 3- Eddings M/ 12- Bostic M/ 23- Scott-Grayson H/ 30- Scott S/	01:45	4-0	4	2.2857	3	1	1	1	1.0000
1- Sumbane C/ 2- Mingo-Young J/ 3- Eddings M/ 4- Duhon K/ 30- Scott S/	01:42	4-0	4	2.3324	3	1	0	0	1.3333
2- Mingo-Young J/ 4- Duhon K/ 5- Shaw S/ 23- Scott-Grayson H/ 32- Thurman T/	01:39	0-3	-3	0.0000	2	0	0	0	0.0000
3- Eddings M/ 12- Bostic M/ 14- Collins T/ 20- Akinbolawa O/ 23- Scott-Grayson H/	01:38	5-2	3	3.0612	3	0	1	1	1.7361
5- Shaw S/ 12- Bostic M/ 14- Collins T/ 21- Young A/ 32- Thurman T/	01:16	4-1	3	3.1579	1	1	0	2	1.3333
1- Sumbane C/ 2- Mingo-Young J/ 5- Shaw S/ 20- Akinbolawa O/ 23- Scott-Grayson H/	01:14	4-2	2	3.2432	2	0	1	0	1.3333
3- Eddings M/ 12- Bostic M/ 21- Young A/ 24- McFadden C/ 32- Thurman T/	01:04	0-4	-4	0.0000	0	0	1	0	0.0000
5- Shaw S/ 14- Collins T/ 21- Young A/ 23- Scott-Grayson H/ 32- Thurman T/	01:00	2-0	2	2.0000	0	1	0	0	1.0000
1- Sumbane C/ 2- Mingo-Young J/ 3- Eddings M/ 14- Collins T/ 20- Akinbolawa O/	00:59	0-0	0	0.0000	1	1	0	0	0.0000
1- Sumbane C/ 2- Mingo-Young J/ 3- Eddings M/ 4- Duhon K/ 20- Akinbolawa O/	00:52	2-2	0	2.3033	0	1	0	0	1.0000
1- Sumbane C/ 3- Eddings M/ 4- Duhon K/ 12- Bostic M/ 30- Scott S/	00:32	2-0	2	3.7500	1	1	0	0	1.0000
0- Milton Y/ 1- Sumbane C/ 2- Mingo-Young J/ 5- Shaw S/ 23- Scott-Grayson H/	00:29	2-1	1	4.1379	0	0	0	0	2.0000