



2022-23 AUBURN WOMEN'S BASKETBALL

AUBURN ATHLETICS COMMUNICATIONS: 392 SOUTH DONAHUE DRIVE || AUBURN, AL 36830 || AUBURNTIGERS.COM || @AUBURNWBB

2022-23 SCHEDULE/RESULTS

12-8, 2-6 SEC

DATE	OPPONENT	TIME/TV/RESULT
Nov. 3	TUSKEGEE (exh.)	W 81-59
Nov. 8	SAM HOUSTON	W 90-76
Nov. 10	SOUTH ALABAMA	W 71-62
Nov. 16	GEORGIA TECH	L 51-57
Nov. 20	ALABAMA STATE	W 88-49
Nov. 25	1-vs. #6/5 Indiana	L 81-96
Nov. 26	1-vs. Colorado State	W 74-73
Nov. 30	LITTLE ROCK	W 70-48
Dec. 3	UCF	W 86-46
Dec. 11	LOUISIANA-LAFAYETTE	W 81-41
Dec. 15	NORTH CAROLINA A&T	W 79-63
Dec. 18	SAMFORD	W 91-37
Dec. 20	NORTH FLORIDA	W 77-49
Dec. 29	*at Ole Miss	L 47-79
Jan. 1	*MISSOURI	L 56-62
Jan. 5	*at #1 South Carolina	L 42-94
Jan. 8	*ALABAMA	L 57-88
Jan. 15	*at #5 LSU	L 54-84
Jan. 19	*at Mississippi State	L 58-72
Jan. 22	*OLE MISS (OT)	W 77-76
Jan. 26	*at Kentucky	W 71-68
Jan. 30	*FLORIDA	SECN 6 pm
Feb. 5	*ARKANSAS	SECN 2 pm
Feb. 9	*#1 SOUTH CAROLINA	+ 6 pm
Feb. 12	*at Alabama	SECN 4 pm
Feb. 16	*TEXAS A&M	+ 7 pm
Feb. 19	*at Tennessee	SECN/ESPN2 11 am
Feb. 23	*at Georgia	+ 6 pm
Feb. 26	*VANDERBILT	SECN 3 pm
Mar. 1-5	SEC Tournament	Greenville

All times Central. Home Games in **BOLD CAPS**.
* SEC Game
+ = SEC Network + / ESPN3.com
1-Las Vegas Invitational (Las Vegas, Nev.)

AUBURN ATHLETICS COMMUNICATIONS

WES TODDAssistant Director/WBB Contact
..... wlt0006@auburn.edu
.....C: 334-750-5682
KIRK SAMPSON Associate AD
..... kirk@auburn.edu

Web AuburnTigers.com
Twitter @AuburnWBB
Facebook /AuburnWBB
Instagram @AuburnWBB
Office Phone (334) 844-9800



GAME 21

Florida (13-7, 2-5)

Monday, Jan. 30, 2023 • 6 p.m. CT



Site Auburn, Ala.
Venue Neville Arena (9,121)
TV SEC Network (Brenda VanLengen, Steffi Sorensen)
Radio WQSI 93.9 FM (Brit Bowen, Larry DiChiara)
Live Audio AuburnTigers.com | Auburn Athletics app
Live Stats auburnstats.com
Twitter @AuburnWBB
Series Record Auburn leads 38-26
at Auburn Auburn leads 16-8
Last Meeting Florida 83, Auburn 77 (Feb. 14, 2022, in Auburn)

GAMEDAY BREAKDOWN


AUBURN TIGERS

Rankings AP: NR | Coaches: NR
2022-23 Record 12-8
SEC 2-6
Home 10-3
Away 1-4
Neutral 1-1
Streak W2
Head Coach Johnnie Harris
Record at AU (Yrs.) 22-26 (2nd)
Overall Record (Yrs.) Same
Record vs. Florida 0-2
Last Game def. Kentucky, 71-68

FLORIDA GATORS

Rankings AP: NR | Coaches: NR
2022-23 Record 13-7
SEC 2-5
Home 8-3
Away 3-3
Neutral 2-1
Streak W1
Head Coach Kelly Rae Finley
Record at UF (Yrs.) 34-18 (2nd)
Overall Record (Yrs.) Same
Record vs. Auburn 2-0
Last Game def. Vanderbilt, 73-55

STARTERS FROM AUBURN'S LAST GAME



JAKAYLA JOHNSON
G • JR • 5-9
Clinton, Miss.

PPG: 3.2
RPG: 2.3
APG: 1.1



AICHA COULIBALY
G/F • JR • 6-0
Mali

PPG: 17.7
RPG: 5.9
APG: 2.2



SYDNEY SHAW
G • FR • 5-9
Miami, Fla.

PPG: 8.1
RPG: 2.7
APG: 2.9



HONESTY SCOTT-GRAYSON
G • R-SR • 5-8
Brick, N.J.

PPG: 14.0
RPG: 3.8
APG: 2.2



KHARYSSA RICHARDSON
F • FR • 6-2
Douglasville, Ga.

PPG: 6.4
RPG: 4.6
APG: 0.2

OFF THE BENCH

No.	Pos.	Name	Ht.	Year	PPG	RPG	Hometown
0	G	Amoura Graves	6-0	So.	1.7	2.0	Ponchatoula, La.
1	G	Mya Pratcher	6-1	Fr.	1.9	2.5	Memphis, Tenn.
2	G	Sania Wells	5-7	Sr.	6.8	1.8	Moss Point, Miss.
4	G	Kaitlyn Duhon	5-10	Fr.	4.5	2.5	Houston, Texas
11	G/F	Romi Levy	6-3	R-So.	7.0	4.1	Herzliya, Israel
12	G	Mar'Shaun Bostic	5-8	So.	4.9	1.7	St. Louis, Mo.
20	C	Oyindamola Akinbolawa	6-5	Fr.	0.8	1.4	Lagos, Nigeria
^21	G	Audia Young	5-7	Fr.	--	--	Tallahassee, Fla.
24	G	Carsen McFadden	5-7	So.	0.9	0.8	Fairview, Texas
51	C	Precious Johnson	6-5	Jr.	4.1	3.2	Baytown, Texas

^out for season (injured)

Head Coach: Johnnie Harris (2nd season at Auburn)

Assistants: Fred Williams, Damitria Buchanan, Ketara Chapel

#WarEagle
#LGTW



AuburnTigers.com



@AuburnWBB | @AuburnTigers
@CoachJ_AU | @coachjharris



/AuburnWBB
/AuburnTigers

TEAM SCHEDULE AND MEDIA AVAILABILITY >> JANUARY 30-FEBRUARY 5 (times Central unless noted otherwise)

MONDAY January 30	TUESDAY January 31	WEDNESDAY February 1	THURSDAY February 2	FRIDAY February 3	SATURDAY February 4	SUNDAY February 5
GAME 6:00 Auburn vs. Florida (SEC Network)	OFF DAY	OFF DAY	COACH J'S CHAT ROOM 11:30 am Neville Arena	PRACTICE 1:30-5 pm Neville Arena	PRACTICE 10 am-1 pm Neville Arena	GAME 2:00 Auburn vs. Arkansas (SEC Network)
Interviews postgame		MBB vs. Georgia 6 pm	PRACTICE 1:30-5 pm Neville Arena			Interviews postgame

AUBURN ATHLETICS COMMUNICATIONS SERVICES

QUICK FACTS

AUBURNTIGERS.COM

For updated game notes, statistics and all the latest information on Auburn basketball and gameday activities, go to AuburnTigers.com.

INTERVIEW POLICIES

--Practices are open to the public and media; however, media are strongly encouraged to notify Wes Todd if they are planning to attend.
--Coach Harris, assistant coaches and student-athletes are available for phone, virtual and in-person interviews by contacting Wes Todd in the athletic communications office.
--Following home games, interviews with Coach Harris and selected players will be conducted following a 10-minute cooling-off period. Visiting players and coaches should be requested through the opponent SID. **Interviews for 2022-23 will take place in Super Suite 2 on the second level of Neville Arena.**
--Interviews following road contests will be conducted by request of the home team; postgame interviews with Coach Harris can be heard on the Auburn Sports Network radio broadcast.

CREDENTIALS

Anyone wishing to cover Auburn women's basketball should contact Wes Todd in the communications office at least one day in advance. Game credentials will be held at media will call, **which will be at the north main entrance for the 2022-23 season.** There will be no season credentials. Parking passes are not needed.

GAME DAY SERVICES

--Printed flip cards will be available at each media seat. All other information (game notes, stats, etc.) will be available on AuburnTigers.com and StatBroadcast.com. Wireless internet (AU Open) is available in the Arena.
--Media may access the floor and media work room with their credentials. Water and soft drinks will be available in the media room throughout the game. Concession vouchers are available at media will call.

VIDEO SERVICES

FTP feeds of selected Auburn basketball highlights are available for the media. Highlights and postgame press conference video will be posted following each game to ImagenCloud; visit auburn.imagencloud.com to register.

COMMUNICATIONS STAFF

Wes Todd Women's Basketball contact
cell: 334-750-5682
email: wlt0006@auburn.edu
Kirk Sampson Associate AD
cell: 334-750-1385
email: sampska@auburn.edu

GENERAL INFORMATION

Location..... Auburn, Ala.
Founded1856
Enrollment..... 31,526
Nickname Tigers
Colors..... Burnt Orange and Navy Blue
Facility (Capacity) Neville Arena (9,121)
PresidentDr. Christopher Roberts
Director of Athletics John Cohen
WBB Administrator/SWA Djenane Paul
Faculty Representative Dr. Beverly Marshall

WOMEN'S BASKETBALL HISTORY

First Year of Women's Basketball1971
All-Time Record (Years).....974-544 (52nd)
All-Time SEC Record (since 1981)244-283
All-Time Home Record 463-141
at Neville Arena (since 2010)..... 116-72
NCAA Tournament Appearances21
Last NCAA App./Result.....2019 - First Round
SEC Regular-Season Championships 5
..... 1981, 1987, 1988, 1989, 2009
SEC Tournament Championships..... 4
..... 1981, 1987, 1990, 1997

COACHING & SUPPORT STAFF

Head Coach.....Johnnie Harris
Alma Mater, Year Arkansas Baptist, 1996
Overall Record 22-26 / 2nd year
Auburn Record 22-26 / 2nd year
Associate Head Coach (Year) Fred Williams (1st)
Associate Head Coach (Year) Damitria Buchanan (2nd)
Assistant Coach (Year) Ketara Chapel (2nd)
Strength & Conditioning Coach Jen Jones
Director of Basketball Operations Alex Stewart
Asst. Director of Operations Tra'Cee Tanner
Director of Recruiting Operations..... Connor Putnam
Director of Player Development..... Savannah Carter
Special Asst. to the Head Coach..... Reneisha Bolden
Athletic Trainer..... Faith Baxter
Graduate Assistant..... DeQuann "DQ" Gordon

GAMEDAY EXPERIENCE: NEVILLE ARENA

>> Neville Arena is in its 13th season as home of Auburn Basketball. The Tigers are 116-72 since moving to the Arena in 2010-11. The facility seats 9,121 for basketball and also hosts Auburn volleyball and gymnastics.



TEAM INFORMATION

2021-22 Record10-18
2021-22 SEC Record 2-14
SEC Finish..... 14th
Starters Returning/Lost3/2
Letterwinners Returning/Lost 8/6
Newcomers..... 7

AUBURN TIGERS SPEED CHART

Overall: 12-8 SEC: 2-6

Head Coach: Johnnie Harris (22-26, 2nd season)

PRONUNCIATION GUIDE

Oyindamola Akinbolawa - oh-WIN-dah-MO-lah
 a-KIN-bo-LAH-wah
 Aicha Coulibaly - ay-EE-sha coo-li-BALL-ee
 Amoura Graves - ah-MOOR-ah

Romi Levy - RO-mee LEV-ee
 Sania Wells - sa-NYE-uh

Number	Name	Position	Height	Year	Location	High School	Pts	Reb	Ast	Stl	Blk	PPG	RPG	APG	FG	3FG	FT	Notes		
0	AMOURA GRAVES	G/F	6-0	So.	Ponchatoula, La.	Ponchatoula HS	Season High: 5	4	3	1	2	Career High: 8	5	2	2	2	2	2	2	LAST GAME (at UK): DNP • Career-high 8 pts, 4 reb at Vandy (1/30/22), 2-2 3FG • Played 26 gms in 21-22; 1.8 ppg, 1.8 rpg • Averaged 22.4 points as a HS senior
1	MYA PRATCHER	F	6-1	Fr.	Memphis, Tenn.	Bartlett HS	Season High: 8	10	1	1	2	Career High: 8	10	1	1	2	2	2	2	LAST GAME (at UK): Played 8 minutes • Season-high 8 points on 8-10 FT vs. Samford (12/18) • Season-high 10 rebounds vs. Georgia Tech (11/16) • Averaged 7.6 pts, 5.2 reb, 1.8 stl, 1.5 ast as HS senior • #4 player in Tenn. class of '22 by Prep Girls Hoops
2	SANIA WELLS	G	5-7	Sr.	Moss Point, Miss.	East Central HS	Season High: 16	8	4	3	3	Career High: 20	8	7	3	3	3	3	3	LAST GAME (at UK): 16 points, 4 reb, 1 ast, 1 stl, 6-8 FG • Season-high 16 pts on 6-8 FG, 4-4 FT at Kentucky • 10+ points 7 times so far in 22-23, 3 in SEC play • Led SEC in FT% (76-84, 90.5%) in 21-22; 6th NCAA • Career-high 20 pts at Mizzou (1/6/22)
3	JAKAYLA JOHNSON	G	5-9	Jr.	Clinton, Miss.	Jones College	Season High: 9	6	6	2	2	Career High: 9	6	6	2	2	2	2	2	LAST GAME (at UK): 4 points, 6 assists, 2 reb, 1 stl • Career-high 6 assists in 28 minutes at Kentucky (1/26) • Career-high 9 pts, 6 reb, 4 ast vs MIZ; played PG 1st time • Enrolled at AU in spring '22 to rehab after knee injury • 2021 WBCA 2-Year College Coaches All-American
4	KAITLYN DUHON	G	5-10	Fr.	Houston, Texas	Summer Creek HS	Season High: 17	8	1	3	3	Career High: 17	8	1	3	3	3	3	3	LAST GAME (at UK): Played 3 minutes • Scored 17 pts w/ 7 reb, 3 stl, 2 blk vs. S. Alabama (11/10) • Started first 6 games of season • Avg. 17 pts, 7 reb, 3 stl, 49% FG as HS senior • State runner-up in long jump (19-8.25)
5	AICHA COULIBALY	G/F	6-0	Jr.	Mali	IMG Academy (Fla.)	Season High: 31	10	5	6	2	Career High: 31	13	5	6	3	3	3	3	LAST GAME (at UK): 20 points, 3 reb, 4 ast, 3 stl • Preseason All-SEC 2nd Team • Career-hi 31 pts (12-20 FG) in OT win over Ole Miss • Missed last 3 non-con gms + ALA, LSU gms w/ injury • 7th career D-D vs. UCF (17 pts/12 reb); 2nd in 22-23
10	SYDNEY SHAW	G	5-9	Fr.	Miami, Fla.	DME Academy	Season High: 15	5	6	4	2	Career High: 15	5	6	4	2	2	2	2	LAST GAME (at UK): 1 rebound • Leads Auburn with 2.9 assists/game • Season-high 15 points, 6 assists vs. ULL (12/11) • No. 43 overall in class of 2022 by ESPN HoopGurlz • Avg. 12.5 pts, 4.6 reb, 3.0 ast, 2.3 stl as HS senior
11	ROMI LEVY	F	6-2	R-So.	Herzliya, Israel	Hof Hasharon HS	Season High: 18	13	5	5	3	Career High: 18	13	7	6	3	3	3	3	LAST GAME (at UK): DNP • Career-hi 18 pts, 13 reb for 2nd D-D vs. Little Rock (11/30) • Missed 2021-22 season with torn ACL • 2021 SEC All-Freshman Team (5.4 pts, 3.9 reb) • First AU WBB player from Israel
12	MAR'SHAUN BOSTIC	G	5-8	So.	St. Louis, Mo.	Vashon HS	Season High: 11	3	4	3	3	Career High: 11	4	4	4	3	3	3	3	LAST GAME (at UK): 4 points, 1 reb, 1 ast, 2 stl, 1 blk • Career-high 3 blocks, season-high 3 steals at MSU (1/19) • Career-high 11 pts (4-8 FG, 3-4 FT) vs. Ole Miss • Hit first career 3-pointer vs. Samford (12/18) • Speedy defender, can outrun almost anyone in transition
20	OYINDAMOLA AKINBOLAWA	C	6-5	Fr.	Lagos, Nigeria		Season High: 2	3	-	-	2	Career High: 2	3	-	-	2	2	2	2	LAST GAME (at UK): DNP • 2 points, 3 rebounds, 2 blocks in 11 minutes at LSU • First collegiate basket vs. Alabama (1/8) • Played 13 minutes at S. Carolina; had 3 rebounds • Arrived in United States Dec. 14
21	AUDIA YOUNG	F	5-9	Fr.	Tallahassee, Fla.	Florida State Univ. HS	Season High: -	-	-	-	-	Career High: -	-	-	-	-	-	-	-	• Will miss 2022-23 season with torn achilles • Avg. 16.2 pts, 3.1 reb, 2.7 ast, 1.9 stl as HS senior • Daughter of AU All-American & SEC POY Carolyn Jones-Young (88-91); will wear her mom's retired #21
23	HONESTY SCOTT-GRAYSON	G	5-8	R-Sr.	Brick, N.J.	Baylor	Season High: 31	6	5	5	1	Career High: 31	14	6	5	4	4	4	4	LAST GAME (at UK): 12 points, 7 reb, 2 ast, 4 stl, 1 blk • Scored 1000th career point (AU+BU) vs. Ole Miss • Missed 1st 3 SEC gms; returned w/ limited mins. vs. ALA • Led AU in scoring 8 times; 20+ pts in 4 games • Career-high 31 pts vs. N.C. A&T (12/15)
24	CARSEN McFADDEN	G	5-7	Jr.	Lucas, Texas	Lovejoy HS	Season High: 4	3	1	2	-	Career High: 4	3	3	2	-	-	-	-	LAST GAME (at UK): DNP • Career-high 4 points vs. ULL (12/3), Samford (12/18) • Hit 1st career 3-pointer vs. ASU (11/20) • Walked on in August 2020; awarded scholarship for '23 • Played in 8 games in 2021-22
33	KHARYSSA RICHARDSON	F	6-2	Fr.	Douglasville, Ga.	New Manchester HS	Season High: 11	9	1	3	2	Career High: 11	9	1	3	2	2	2	2	LAST GAME (at UK): 7 points, 5 rebounds, 2 blocks • Career-high 11 points vs. Alabama (1/8) • Career-high 3 steals, 2 blocks vs. Samford (12/18) • Returned 12/15 vs. NCAT; 8 pts, 6 reb in 23 mins. • Season-hi 9 rebs vs. Colo. St.; left game w/ injury in 4Q
51	PRECIOUS JOHNSON	C	6-5	Jr.	Baytown, Texas	Texas	Season High: 13	7	-	1	1	Career High: 18	10	-	3	3	3	3	3	LAST GAME (at UK): 8 points, 3 rebounds, 4-6 FG • Season-high 13 pts on 5-6 FG at LSU (1/15) • 1st career double-double; 18 pts, 10 reb at UK (2/27/22) • Avg. 5.2 pts, 4.0 reb, 1.1 blk as sophomore • Enrolled at Auburn in Jan. 2022; transfer from Texas

Inside the Matchup

Auburn vs. Florida 38-26 (.594)

In Auburn: 16-8
 --At Neville Arena: 3-4
 In Gainesville: 13-13
 Neutral Sites: 9-5
 Trend: Florida has won the last five meetings

1973-74	W	83-32	Gainesville, Fla.
1977-78	L	61-80	Gainesville, Fla.
1977-78	W	78-63	Auburn
1977-78	L	66-69	Starkville, Miss. (12)
Nov. 20, 1978	L	63-80	Auburn
Dec. 16, 1978	W	56-50	Lexington, Ky. (13)
Jan. 6, 1979	L	61-68	Starkville, Miss. (12)
Feb. 3, 1979	W	86-80	Gainesville, Fla.
Jan. 30, 1980	W	86-58	Auburn
Feb. 2, 1980	W	81-67	Gainesville, Fla.
Jan. 7, 1981	W	76-55	Auburn
Jan. 24, 1981	W	88-66	Gainesville, Fla.
March 1, 1984	W	75-65	Athens, Ga.*
Feb. 28, 1985	W	83-64	Oxford, Miss.*
Feb. 5, 1986	W	73-48	Auburn
Jan. 31, 1987	W	99-44	Gainesville, Fla.
Feb. 6, 1988	W	75-42	Auburn
Jan. 28, 1989	W	87-58	Gainesville, Fla.
March 4, 1989	W	72-61	Albany, Ga.*
Jan. 13, 1990	W	73-66	Auburn
Jan. 23, 1991	W	93-59	Gainesville, Fla.
Feb. 15, 1992	W	94-49	Auburn
March 6, 1992	W	70-58	Albany, Ga.*
Feb. 14, 1993	W	79-64	Gainesville, Fla.
Feb. 27, 1994	W	80-76	Auburn
March 5, 1994	L	67-72	Chattanooga, Tenn.*
Feb. 29, 1995	L	54-62 (OT)	Gainesville, Fla.
Jan. 7, 1996	W	69-53	Auburn
Jan. 4, 1997	L	58-71	Gainesville, Fla.
March 3, 1997	W	52-47	Chattanooga, Tenn.*
Jan. 14, 1998	L	61-65	Auburn
Jan. 14, 1999	W	76-71	Gainesville, Fla.
Jan. 20, 2000	W	92-56	Auburn
Jan. 18, 2001	L	59-72	Gainesville, Fla.
Jan. 6, 2002	L	61-70	Auburn
Feb. 28, 2002	W	70-57	Nashville, Tenn.*
Feb. 13, 2003	W	62-51	Gainesville, Fla.
Feb. 29, 2004	L	60-71	Auburn
Jan. 9, 2005	L	60-67	Gainesville, Fla.
Feb. 2, 2006	L	61-72	Gainesville, Fla.
Feb. 19, 2006	W	73-58	Auburn
Jan. 18, 2007	W	74-69	Gainesville, Fla.
Feb. 22, 2007	W	78-62	Auburn
Feb. 7, 2008	L	67-73	Gainesville, Fla.
Jan. 11, 2009	W	81-65	Auburn
Jan. 7, 2010	L	68-71 (20T)	Gainesville, Fla.
Mar. 4, 2010	W	74-61	Duluth, Ga.*
Jan. 6, 2011	W	73-56	Auburn
Feb. 9, 2012	L	56-70	Gainesville, Fla.
March 1, 2012	L	60-70	Nashville, Tenn.*
Feb. 10, 2013	L	57-65	Auburn
Jan. 26, 2014	L	69-87	Gainesville, Fla.
Jan. 4, 2015	L	50-63	Auburn
March 4, 2015	W	71-49	N. Little Rock, Ark.*
Feb. 14, 2016	W	80-58	Auburn
Feb. 28, 2016	L	49-56	Gainesville, Fla.
Jan. 1, 2017	W	82-75	Gainesville, Fla.
Dec. 31, 2017	W	84-55	Auburn
Jan. 6, 2019	W	64-56	Gainesville, Fla.
Jan. 10, 2020	L	63-83	Auburn
Jan. 17, 2021	L	54-68	Gainesville, Fla.
March 3, 2021	L	52-59	Greenville, S.C.*
Jan. 13, 2022	L	63-68	Gainesville, Fla.
Feb. 14, 2022	L	77-83	Auburn

* SEC Tournament
 @ NCAA Tournament

Auburn Women's Basketball Quick Hitters

- This is the 65th meeting between Auburn and Florida in women's basketball
- Auburn leads the series 38-26, but Florida has won the last five meetings
- Florida won two nailbiters last year, a 68-63 win in Gainesville and an 83-77 result at Auburn
- Auburn has won two straight SEC games for the first time since the 2019 season
- The Tigers' win at Kentucky Jan. 26 snapped a 20-game skid in SEC road games that dated back to Feb. 27, 2020
- The Tigers snapped an 8-game skid in SEC play with a come-from-behind 77-76 OT win over Ole Miss Sunday
- Aicha Coulibaly's 31 points vs. Ole Miss were the most by an Auburn player in an SEC game since 2017 (Katie Frerking, 32 at Texas A&M)
- Honesty Scott-Grayson scored her 1,000th career point (Baylor + Auburn) in the win over Ole Miss on Jan. 22
- The win over Ole Miss was Auburn's first overtime victory since Nov. 30, 2019, when Auburn defeated Dayton 74-72 in Estero, Fla., at the Gulf Coast Showcase
- Auburn's 77 points against Ole Miss were the most scored against the Rebels in the last two seasons
- Auburn's game at Mississippi State Jan. 19 was the first with both Honesty Scott-Grayson and Aicha Coulibaly in the lineup since Dec. 11 vs. Louisiana-Lafayette
- Auburn has used nine different starting lineups this season
- Scott-Grayson missed the first three games of SEC play with minor injuries; she returned vs. Alabama (1/8) then was back in the starting lineup at LSU (1/15)
- Scott-Grayson has topped the 20-point mark five times and led Auburn in scoring seven times
- Scott-Grayson is shooting 43.5% on 3-pointers (30-of-64) to lead the Tigers
- Scott-Grayson scored a career-high 31 points in Auburn's win over North Carolina A&T (12/15); she also had 5 rebounds, 5 steals and 3 assists in the win
- Auburn tied a school record with 24 steals vs. Samford (12/18); the Tigers also forced 36 turnovers, the most since the 2016-17 season opener when Troy had 38
- The Tigers' 91 points vs. Samford tied the most under Johnnie Harris (also 91 vs. Charleston Southern last season), and the 37 points by Samford were the first time holding an opponent under 40 since defeating Alabama 77-38 in 2019
- Auburn's 54-point win over Samford was its largest margin of victory since 2008 when they defeated Sam Houston 119-54
- Romi Levy had 18 points and 13 rebounds - both career highs - for her second career double-double in Auburn's 70-48 win over Little Rock Nov. 30; her first double-double came vs. Alabama State with 16 points and 11 rebounds
- Freshman Kharyssa Richardson returned with 8 points and 6 rebounds vs. N.C. A&T after missing the last three games with an injury sustained vs. Colorado State in Las Vegas; she scored a career-high 10 points vs. North Florida
- Coulibaly has two double-doubles this season - 24 pts, 10 reb vs. Sam Houston (11/8); 17 pts, 12 reb vs. UCF (12/3)
- Mar'Shaun Bostic scored a career-high 10 points in the win over UCF (12/3)
- Auburn is in its 52nd season of women's basketball and has 974 program wins

Moving On Up (Auburn Career Milestone Watch) . . .

- **Honesty Scott-Grayson** has 1,022 career points (948 at Auburn + 74 at Baylor); needs 52 more to become 36th player with 1,000 at Auburn
- **Honesty Scott-Grayson** is 12th in the SEC among active career leaders with 948 points (at Auburn)
- **Honesty Scott-Grayson** is 9th in the SEC among active career leaders with 117 steals (at Auburn)
- **Honesty Scott-Grayson** is just outside the Auburn career top-10 in 3-point percentage at 32.9% (71-216); 10th place is 33.7%
- **Aicha Coulibaly** is 18th in the SEC among active career leaders with 811 points
- **Aicha Coulibaly** is 20th in the SEC among active career leaders with 369 rebounds
- **Aicha Coulibaly** is 8th in the SEC among active career leaders with 118 steals
- **Sania Wells** is 4th in Auburn history in career free-throw percentage at 78.9% (127-161)

INDIVIDUAL CATEGORY LEADERS

Auburn	Florida
Aicha Coulibaly - 17.7.....Points.....	KK Deans - 14.3
Aicha Coulibaly - 5.9.....Rebounds.....	Ra Shaya Kyle - 5.7
Sydney Shaw - 2.9.....Assists.....	KK Deans - 3.6
Aicha Coulibaly - 2.5.....Steals.....	KK Deans - 1.8
Romi Levy - 0.8.....Blocks.....	Faith Dut/Ra Shaya Kyle - 0.9
Aicha Coulibaly - 30.9.....Minutes Played.....	Nina Rickards - 31.5
Romi Levy - .469.....Field Goal Percentage.....	Ra Shaya Kyle - .533
Honesty Scott-Grayson - .435.....3-Point Percentage.....	KK Deans - .393
Honesty Scott-Grayson - .727.....Free-Throw Percentage.....	Alberte Rimdal - .903

OPENING TIP

- » Auburn looks to build on two straight wins as they begin a three-game home stand Monday night when the Florida Gators visit Neville Arena. Game time is 6 p.m. CT.
- » Auburn is 12-8 overall, 2-6 in SEC play, after holding on for a 71-68 win at Kentucky Thursday night.
- » Florida is 13-7 overall, 2-5 in the league. The Gators defeated Vanderbilt 73-55 last Sunday in their last game.

ON THE AIR

- » Brit Bowen and Larry DiChiara will have the radio call on WQSI 93.9 FM beginning at 5:45 p.m. The broadcast can also be heard on AuburnTigers.com and the Auburn Athletics app.
- » Monday's game can be seen on SEC Network with Brenda VanLengen and Steffi Sorensen on the call.

LAST TIME OUT

- » Aicha Coulibaly scored 20 points, Sania Wells added a season-high 16, and Auburn never trailed in the second half while holding off a hard-charging Kentucky for a 71-68 win Thursday night at Memorial Coliseum.
- » Auburn took a nine-point lead to the fourth quarter, but quickly saw Kentucky chip away and pull within two points in the final minute. Wells made two clutch free throws to push the advantage back to four, the Wildcats answered with two of their own, and then Auburn turned it over with 15 seconds left to give UK a chance to win the ballgame.
- » Much like it did in Sunday's win over Ole Miss, the Tigers got a stop, fought for a rebound and won a jump ball with the arrow in their favor with one second left and leading 70-68. Honesty Scott-Grayson was quickly fouled, she made one of two, and time expired on Auburn's first win in Lexington since 2006.
- » Coulibaly's 20 points led all scorers and gives her 51 in her last two games. Wells' 16 was a season-high; she was 6-of-8 from the field and a perfect 4-for-4 at the free-throw line. Scott-Grayson added 12 points and a team-best seven rebounds and four steals, and Jakayla Johnson had a stellar night at the point guard spot, dishing out a career-high six assists.

UP NEXT

- » After an open date Thursday, the Tigers are back in action Sunday, Feb. 5, as they host Arkansas at Neville Arena. Game time is 2 p.m. CT with the broadcast on SEC Network.

AN AUBURN WIN WOULD...

- » Give the Tigers a three-game SEC winning streak for the first time since the 2016-17 season.
- » Surpass the SEC win total from last season.
- » Snap a 5-game skid against Florida.
- » Improve Auburn to 11-3 at home this year.

AUBURN-KENTUCKY SERIES

- » Auburn is 38-26 all-time against Florida with a 16-8 advantage at home. The Gators, however have won the last five in the series. The last three games between the teams have been decided by seven points or less.

LAST MEETING: Feb. 14, 2022, at Auburn**#17 Florida 83, Auburn 77**

- » Auburn went toe-to-toe with 17th-ranked Florida, but was unable to make enough plays down the stretch as the Gators held on for an 83-77 win at Auburn Arena.
- » Honesty Scott-Grayson recorded her third double-double of the year, leading the Tigers with 21 points and a career-high 14 rebounds. Aicha Coulibaly fought early foul trouble to finish with 15 points and seven boards, Annie Hughes added 13 and Sania Wells had 12 points and six assists. Jala Jordan knocked down three 3-pointers to finish with nine points.
- » The Tigers hit a season-high eight 3-pointers – three apiece from Jordan and Hughes – and shot 43.1 percent from the field (28-65), hitting one more shot than the Gators. The teams were dead even in rebounding at 38 apiece (16 offensive, 22 defensive for both teams), but the deep Florida bench scored 28 points to Auburn's seven.

SCOUTING THE GATORS

- » Florida is 13-7 overall, 2-5 in SEC play. The Gators have earned wins over Texas A&M and Vanderbilt in SEC play so far.
- » The Gators average 73.5 points/game while holding opponents to 67.4.
- » Four Gators average double-digit scoring, led by KK Deans with 14.3 points/game.

SCOUTING AUBURN

- » Auburn is 12-8 overall, 2-6 in SEC play after two straight SEC wins, the last coming on the road at Kentucky Thursday night. The Tigers won seven straight to close out non-conference play, the last six coming at home. The Tigers are 10-3 at home this season.
- » The Tigers rank 12th nationally with 5.3 blocks per game. Auburn is also top-50 nationally in turnovers forced per game at 19.7 (38th) and turnover margin at +4.1 (45th).
- » Junior Aicha Coulibaly leads Auburn in scoring (17.7 ppg), rebounding (5.9 rpg) and steals (2.5 spg); her steals average is tops in the SEC. She has two double-doubles this season, with her last coming against UCF Dec. 3 (17 points, 12 rebounds). Coulibaly missed the Tigers' last three games of non-conference but has been the leading scorer in each of Auburn's first three SEC games. She then missed SEC games vs. Alabama and LSU with an injury, returning to the lineup with 15 points at Mississippi State. She then scored a career-high 31 points vs. Ole Miss, tied for the most by any SEC player in a conference game so far this season, and followed that up with 20 points at Kentucky.
- » Honesty Scott-Grayson averages 14.0 points to rank second on the team and 14th in the SEC. She led Auburn in scoring in seven of the last eight games in non-conference play, topping the 20-point mark four times including a career-high 31 against North Carolina A&T. She is also the Tigers' top 3-point shooter, hitting 43.5% from long range (30-69). She missed the first three games of SEC play with minor injuries but returned to the bench vs. Alabama and to the starting lineup at LSU.
- » Redshirt sophomore Romi Levy recorded double-doubles against both Alabama State and Little Rock. Against Little Rock, she had career-highs in points (18) and rebounds (13) for her second career double-double.
- » Sophomore Mar'Shaun Bostic has been a

SEC STANDINGS & SCHEDULE*(thru games of Jan. 26)*

	SEC Games			All Games		
	W	L	Pct.	W	L	Pct.
LSU	8	0	1.000	20	0	1.000
South Carolina	8	0	1.000	20	0	1.000
Tennessee	8	0	1.000	16	7	.696
Ole Miss	6	2	.750	17	4	.810
Alabama	5	3	.625	16	5	.762
Arkansas	4	4	.500	17	6	.739
Mississippi St.	4	4	.500	15	6	.714
Georgia	3	5	.375	14	8	.636
Missouri	3	5	.375	14	7	.667
Florida	2	5	.286	13	7	.650
AUBURN	2	6	.250	12	8	.600
Kentucky	1	7	.125	9	11	.450
Texas A&M	1	7	.125	6	12	.333
Vanderbilt	0	7	.000	9	12	.429

Thursday, Jan. 26

- *Auburn 71, Kentucky 68
- *Georgia 62, Missouri 51
- *Ole Miss 78, Mississippi State 63
- *Alabama 69, Arkansas 66
- Connecticut 84, Tennessee 67

Sunday, Jan. 29

- *Texas A&M at Vanderbilt, Noon (SECN)
- *#1 South Carolina at Alabama, Noon (ESPN2)
- *Mississippi State at Georgia, 1 pm (+)
- *Missouri at Kentucky, 2 pm (SECN)
- *Ole Miss at Arkansas, 4 pm (SECN)
- *Tennessee at #4 LSU, 6 pm (ESPN2)



Monday, Jan. 30

- *Florida at Auburn, 6 pm (SECN)

Thursday, Feb. 2

- *Texas A&M at Florida, 5 pm (+)
- *Ole Miss at Tennessee, 5:30 pm (+)
- *Kentucky at South Carolina, 6 pm (SECN)
- *Georgia at LSU, 7 pm (+)
- *Vanderbilt at Missouri, 8 pm (SECN)
- OFF: Alabama, Auburn, Arkansas, Mississippi State

Inside the Numbers

		
CATEGORY	AUBURN	FLORIDA
Points Per Game	70.1	73.5
Scoring Margin	+4.1	+6.1
Field Goal %	41.0%	42.3%
Opp. Field Goal %	40.1%	38.3%
3 pt Field Goal %	33.6%	31.3%
Opp. 3FG %	31.2%	28.5%
Rebounds	36.1	40.2
Opp. Rebounds	39.3	37.5
Rebound Margin	-3.2	+2.7
Turnovers	15.6	17.2
Opp. Turnovers	19.7	17.5
Steals	9.9	8.0
Opp. Steals	7.7	8.0
Blocks	5.3	3.6
Opp. Blocks	2.9	1.8

Associated Press Top 25

(Week 12: Jan. 23)

Rk	Team	Record	Prev
1	South Carolina (28)	20-0	1
2	Ohio State	19-0	2
3	Stanford	19-2	4
4	LSU	19-0	3
5	Connecticut	17-2	5
6	Indiana	17-1	6
7	Notre Dame	16-2	7
9	UCLA	17-3	9
8	Utah	16-2	8
10t	Iowa	15-4	10
10t	Maryland	14-4	11
12	Virginia Tech	16-3	12
13	Michigan	16-3	14
14	Oklahoma	16-2	15
15	North Carolina	14-5	17
16	Duke	17-2	13
17	Gonzaga	19-2	16
18	Iowa State	13-4	18
19	Arizona	15-4	19
20	NC State	15-5	20
21	Villanova	18-3	22
22	Illinois	16-4	21
23	Middle Tennessee	16-2	NR
24	Florida State	18-4	NR
25	Colorado	15-4	24

Also receiving votes: Tennessee, Texas, South Florida, Southern California, Oregon, Arkansas, UNLV, Alabama.

USA TODAY Coaches' Top 25

(Week 12: Jan. 24)

Rk	Team	Record	Prev
1	South Carolina (32)	20-0	1
2	Stanford	19-2	3
3	LSU	20-0	4
4	Connecticut	18-2	5
5	Ohio State	19-1	2
6	Indiana	18-1	6
7	Notre Dame	16-2	7
8	Iowa	16-4	9
9	Utah	16-2	8
10	Virginia Tech	16-3	10
11	Maryland	16-4	11
12	Oklahoma	16-2	12
13	UCLA	17-3	13
14	Arizona	15-4	15
15	Iowa State	13-4	17
16	Duke	17-2	14
17	Michigan	16-4	16
18	NC State	15-5	18
19	North Carolina	14-5	20
20	Gonzaga	19-2	19
21	Villanova	18-3	NR
22	Illinois	16-4	23
23	Oregon	13-6	21
24	Arkansas	17-5	21
25	South Florida	18-4	NR

Also receiving votes: Middle Tennessee, Tennessee, Baylor, Florida State, Colorado, Texas, Florida Gulf Coast, UNLV, Oregon State, Southern California, St. John's, Columbia, Creighton, Louisville.

defensive spark off the bench, grabbing three steals and three rebounds in each of the last two games. She scored a career-high 11 points in the win over Ole Miss.

» Senior Sania Wells has had three big games in SEC play, scoring a season-high 16 points in the win at Kentucky along with 13 against both South Carolina and Alabama. She was the SEC's leading free-throw shooter last year at 90.5% (76-84) and is currently 4th all-time at Auburn in career free-throw percentage.

» Freshman point guard Sydney Shaw leads the Tigers with 2.9 assists/game. She scored a career-high 15 points and matched a season-best with 6 assists in the win over Louisiana-Lafayette, and she scored at least 14 points in 3 of the last 4 non-conference games. Shaw is Auburn's third-leading scorer with 8.1 points/game.

» Auburn's newcomers have all made an immediate impact with three freshmen - Kaitlyn Duhon, Shaw and Kharyssa Richardson - starting each of the first six games. Duhon scored 17 points in the win over South Alabama. Richardson had a season-high 9 rebounds vs. Colorado State before leaving the game with injury, then had 10 points at LSU. Junior Jakayla Johnson has earned 11 starts, scoring 8+ points in three of those and posting a career-high 6 assists at Kentucky.

IT'S A BLOCK PARTY

» Auburn has recorded 106 blocked shots through 20 games (5.3/game), which ranks 12th in the nation and third in the SEC. That number surpasses the total from all of last season (96) and the total from each of the seven seasons prior to last year.

LETTING IT FLY

» Auburn's 3-point shooting was among the nation's best through the non-conference portion of the season. The Tigers averaged 6.3 3-pointers made per game and hit 36.4% of their attempts from long-range heading into league play.

» Honesty Scott-Grayson has been a sharpshooter for the Tigers, hitting 43.5% of her 3-point attempts (30-of-69). She has made at least one trey in 12 of the last 13 games she's played, making two or more in six of the last 10. Scott-Grayson has hit a career-high four 3-pointers twice this year against Indiana and North Carolina A&T.

» As a team, the Tigers have hit at least five 3-pointers in nine games this year with a season-high of 12 against Louisiana-Lafayette. That performance came up just two triples shy of the program record of 14, set Dec. 22, 2018, at Elon.

SCORING IN BUNCHES

» Auburn has scored at least 70 points in 13 games, topped the 80-point mark six times and scored 90-plus twice. The Tigers are 12-1 when scoring 70+ this season and 19-2 under Johnnie Harris.

» Auburn scored a season-high in a 91-37 win over Samford; it tied the highest scoring output of the Harris era (also scored 91 points against Charleston Southern in 2021-22). The Tigers' 54-point margin of victory that day was their largest since a 65-point win over Sam Houston State (119-54) in 2008.

» With 32 points in the third quarter vs. North Carolina A&T, and 31 in the second period against Samford, Auburn had its first two 30-point quarters

since the 2019-20 season.

AUBURN HONOR ROLL

» **Aicha Coulibaly** - Preseason All-SEC Second Team

» **Sydney Shaw** - SEC Freshman of the Week (12/28)

5 + 23 = 31 (THIS MAKES SENSE, WE PROMISE)

» Auburn has had two players score 31 points in a game this year. Honesty Scott-Grayson (#23) scored a career-high 31 in a win over North Carolina A&T on Dec. 15, then Aicha Coulibaly (#5) equaled that 31-point performance with her own career-high in a thrilling overtime victory over Ole Miss on Jan. 22.

» It's the first time Auburn has had two 30-point games in the same season since Katie Frerking did it twice during the 2016-17 season, scoring 30 points at Louisiana Tech and 32 at Texas A&M.

LAST 10 AUBURN 30-POINT GAMES

Date	Player	Opponent	Points
1/22/23	Aicha Coulibaly	Ole Miss	31
12/15/22	Honesty Scott-Grayson	N.C. A&T	31
2/7/21	Honesty Scott-Grayson	Missouri	30
12/7/19	Unique Thompson	at TCU	31
2/5/17	Katie Frerking	at Texas A&M	32
12/14/16	Katie Frerking	at LA Tech	30
3/1/15	Brandy Montgomery	Alabama	30
11/17/14	Tra'cee Tanner	Grambling	31
3/3/13	Blanche Alverson	Miss. State	32
3/6/09	DeWanna Bonner	vs Ole Miss	32

SEEING DOUBLE

» Junior Aicha Coulibaly recorded the Tigers' first double-double of the season with 24 points and 10 rebounds in the season-opener vs. Sam Houston. It was the sixth of Coulibaly's career.

» Redshirt sophomore Romi Levy made the most of her second appearance of the season, scoring a career-high 16 points along with 11 rebounds in Auburn's win over Alabama State on Nov. 20 for the first double-double of her career.

» Levy picked up her second double-double of the season and of her career with 18 points and 13 rebounds - both career-highs - in Auburn's win over Little Rock Nov. 30.

» Coulibaly grabbed her second double-double of the year and seventh of her career with 17 points and 12 rebounds in the Tigers' win over UCF Dec. 3.

DEFENSE CREATING OFFENSE

» Auburn forced Sam Houston into 33 turnovers in the season opener Nov. 8, turning those into 31 points. The 33 turnovers were the most by an Auburn opponent since the 2017-18 season when ULM had 35.

» It was another turnover feast against Samford when the Tigers forced 36, the most since the 2016 season-opener when Troy had 38. Auburn turned those 36 turnovers into a season-high 50 points.

» Auburn's best night in SEC play came at Kentucky when the Tigers turned 20 UK turnovers into 32 points.

» Auburn is 32-0 all-time when forcing 30 or more turnovers in a game.

» The Tigers have forced 20 or more turnovers in 10 games this year; Auburn is 9-1 in those games.

CUTTING IT CLOSE...

» Auburn has won two one-point games in 2022-23, the first time for that to happen in the same season since the 2018-19 season. The Tigers defeated Ole Miss 77-76 in OT at home on Jan. 22. They also defeated Colorado State 74-73 in Las Vegas Nov. 26.

» Auburn is 5-2 in its last seven one-point games:

Date	Opponent	Location	Result
1/22/23	Ole Miss	Auburn (OT)	W 77-76
11/26/22	vs. Colorado St.	Las Vegas	W 74-73
3/1/20	Tennessee	Auburn	L 55-56
12/1/19	vs. Drake	Estero, Fla.	L 82-83
3/7/19	vs. Alabama	Greenville	W 53-52
2/3/19	Georgia	Auburn (OT)	W 59-58
11/23/16	vs. Marist	Savannah	W 52-51

WORKING OVERTIME

» Auburn is 23-22 all-time in overtime games. The Tigers' last OT game was a 77-76 home win over Ole Miss on Jan. 22, 2023.

LAST 10 OVERTIME GAMES

Date	Opponent	Location	Result
1/22/23	Ole Miss	Auburn	W 77-76
1/6/22	at Missouri	Columbia	L 63-72
2/20/20	Mississippi State	Auburn	L 85-92
11/30/19	Dayton	Estero, Fla.	W 76-74
2/3/19	Georgia	Auburn	W 59-58
12/20/18	North Carolina	Myrtle Beach	W 86-81
2/20/17	Alabama	Auburn	L 61-63
12/18/16	Virginia Tech	Auburn	L 87-92
1/24/16	Arkansas	Auburn	W 71-60
12/13/15	at Marquette	Milwaukee	L 69-70

ON THIS DATE

» Auburn is 7-7 all-time on Jan. 30. The Tigers' last game on this date was an 81-66 loss at Vanderbilt in 2022.

IT DIDN'T COUNT, BUT...

» The Tigers earned an 81-59 win over Tuskegee in an exhibition game at Neville Arena on Nov. 3. Honesty Scott-Grayson led three players in double figures with 17 points; Aicha Coulibaly had a double-double with 16 points and 12 rebounds.

TIGERS IN THE PROS

» DeWanna Bonner, a 2009 Auburn graduate, completed her 13th season in the WNBA in 2022, her third with the Connecticut Sun. A four-time WNBA All-Star, Bonner helped lead the Sun to the WNBA finals, where they fell to the Las Vegas Aces. She is currently playing for CBK Mersin Yanisehir in Turkey.

» Former Tiger Charlene Thomas-Swinson, who played at Auburn from 1984-87, was an assistant coach for the Las Vegas Aces, who won the 2022 WNBA title. Joining her in the WNBA coaching ranks is former All-SEC performer Le'Coe Willingham, who completed her second season as an assistant for the Dallas Wings.

» Unique Thompson, a 2021 graduate, averaged 29.7 points and 15.1 rebounds for the Albury-Wodonga Bandits of Australia's NBL1 over the summer. She is currently playing for Nadezhda Orenburg in Russia. Thompson was the No. 19 pick in the 2021 WNBA Draft by the Indiana Fever, and she signed a training camp contract with the Dallas Wings in 2022, but has not played in a WNBA regular-season game.

ROLLING WITH COACH D

» With three players and head coach Johnnie Harris unavailable for the Tigers' game Nov. 10 vs. South Alabama due to illness, associate head coach Damitria Buchanan assumed the role of acting head coach. She also was called upon to fill in as Harris was ill again Nov. 30 as the Tigers played Little Rock. With the two wins, she remains undefeated as a head coach - her 7th grade team at A&M Consolidated Middle School in College Station, Texas, won every game they played during the 2010-11 season, right after she graduated from Texas A&M.

WELCOME TO THE FAMILY

» Auburn signed two highly-rated post players in the early signing period in November. The Tigers will welcome Timya Thurman (6-4, Linden, Ala.) and Savannah Scott (6-5, Conway, Ark.) to the Plains for the 2023-24 school year.

Auburn Career Free-Throw Pct. (min 150 att.)

No.	Player	Years	Pct. (FT-FTA)
1.	Carolyn Jones	1988-91	.810 (438-541)
2.	Kristen Mulligan	1992-96	.796 (191-240)
3.	DeWanna Bonner	2005-09	.795 (600-777)
4.	Sania Wells	2019-present	.783 (123-157)
5.	Laticia Morris	1995-97	.787 (233-296)
6.	Whitney Boddie	2005-09	.777 (219-282)
7.	Linda Godby	1986-90	.774 (185-239)
8.	Janiah McKay	2015-19	.768 (443-577)
9.	Brenda Hill	1982-83	.76752 (208-271)
10.	Helene Baroody	1983-87	.76732 (155-202)

NCAA NET Report (AU & Opponents)

(as of 1/24/23)			
Rk	Team	Record	AU Result
1	South Carolina	20-0	L
3	LSU	20-0	L
5	Indiana	19-1	L
19	Tennessee	16-7	--
23	Alabama	16-5	L
30	Ole Miss	17-4	L/W
36	Mississippi State	15-6	L
37	Arkansas	17-6	--
49	Georgia	14-8	--
51	Missouri	14-7	L
72	Colorado State	11-7	W
73	Georgia Tech	11-10	L
79	AUBURN	12-8	
84	Florida	13-7	--
91	Kentucky	9-11	W
104	Vanderbilt	9-12	--
128	Texas A&M	6-12	--
163	UCF	10-8	W
165	Louisiana-Lafayette	9-9	W
195	North Carolina A&T	10-6	W
208	Sam Houston	6-10	W
235	Little Rock	11-9	W
239	Samford	8-10	W
314	Alabama State	7-10	W
334	South Alabama	4-15	W
340	North Florida	3-13	W

Auburn in the SEC & NCAA Stats

(Thru games of 1/26/23)

Category	Value	SEC	NCAA
Scoring Offense	70.1	9th	102nd
Scoring Defense	66.0	11th	231st
Scoring Margin	+4.1	11th	144th
Free Throw Pct.	.693	8th	207th
Field Goal Pct.	.410	12th	161st
Field Goal Pct. Def.	.401	12th	188th
3-pt FG Pct.	.336	6th	90th
3-pt FG Pct. Def.	.312	9th	201st
Rebounds	36.1	10th	209th
Rebound Margin	-3.2	13th	268th
Blocks	5.3	3rd	12th
Assists	12.3	12th	218th
Steals	9.9	5th	52nd
Turnover Margin	+4.1	3rd	45th
Turnovers Forced	19.7	3rd	38th
Assist/Turnover	0.8	12th	185th

INDIVIDUALS (All Games)**Scoring**

Aicha Coulibaly	17.7	4th	52nd
Honesty Scott-Grayson	14.0	15th	222nd

Rebounds

Aicha Coulibaly	5.9	18th	--
-----------------	-----	------	----

Field Goal Pct.

Aicha Coulibaly	.438	9th	158th
-----------------	------	-----	-------

Free Throw Percentage

Aicha Coulibaly	.720	12th	--
-----------------	------	------	----

Steals

Aicha Coulibaly	2.5	1st	44th
Honesty Scott-Grayson	1.8	11th	226th

3-Point FG Made

Honesty Scott-Grayson	1.8	14th	--
-----------------------	-----	------	----

TIGERS' RECORD WHEN...

	2022-23	Harris Era
At Home.....	10-3	18-10
On the Road.....	1-4	3-14
At a Neutral Site.....	1-1	1-2
When wearing white.....	10-4	18-11
When wearing orange.....	0-0	0-0
When wearing blue "Auburn".....	0-3	2-13
When wearing blue "Tigers".....	2-1	2-1
When wearing pink.....	0-0	0-1
Leading at the half.....	11-0	20-4
Trailing at the half.....	1-8	2-22
Tied at the half.....	0-0	0-0
Scores 100+ points.....	0-0	0-0
Scores 90-99 points.....	2-0	3-0
Scores 80-89 points.....	3-1	4-1
Scores 70-79 points.....	7-0	12-1
Scores 60-69 points.....	0-0	2-9
Scores fewer than 60 points.....	0-7	1-15
Holds opponent to 41-50 points.....	5-0	7-0
Holds opponent to 31-40 points.....	1-0	1-0
Holds opponent to under 30 points.....	0-0	0-0
Force 25 or more turnovers.....	3-0	4-0
Shoots 50% FG or better.....	4-0	6-0
Shoots 40-49% FG.....	5-1	11-8
Shoots 39.9% or under FG.....	2-7	4-18
Holds opponent under 30% FG.....	4-0	6-0
Shoots higher FG% than opponent.....	11-0	19-3
Shoots lower FG% than opponent.....	1-8	3-23
Shoots same FG% as opponent.....	0-0	0-0
Shoots higher FT% than opponent.....	9-3	13-8
Shoots lower FT% than opponent.....	3-5	8-18
Shoots same FT% as opponent.....	0-0	1-0
Out-rebounds opponent.....	4-1	10-6
Out-rebounded by opponent.....	7-7	11-18
Tied in rebounds.....	1-0	1-2
Versus ranked opponent.....	0-3	3-6
In overtime.....	1-0	1-1
Games decided by 3 points or less.....	3-0	3-3
Games decided by 4-5 points.....	0-0	1-2
Games decided by 6-10 points.....	1-2	6-7
Games decided by 11-20 points.....	2-2	3-7
Games decided by 21-30 points.....	2-0	4-2
Games decided by 30+ points.....	4-4	5-5
In November.....	5-2	9-5
In December.....	5-1	9-1
In January.....	2-5	3-13
In February.....	0-0	1-6
In March.....	0-0	0-1

2022-23 Auburn Superlatives...

First Half

Most points scored in the first quarter.....	23 vs. Indiana (11/25/22)
Most points scored in the second quarter.....	31 vs. Samford (12/18/22)
Most points scored in the first half.....	47 vs. Sam Houston (11/8/22) & vs. Samford (12/18/22)
Fewest points scored in the first half.....	18 at Mississippi State (1/19/23)
Fewest points allowed in the first half.....	11 vs. Samford (12/18/22)
Most points allowed in the first half.....	52 at South Carolina (1/5/23)
Best FG % in the first half.....	.563 vs. Samford (12/18/22)
Worst FG % in the first half.....	.226 at Mississippi State (1/19/23)
Best FG % by an opponent in the first half.....	.667 at South Carolina (1/5/23)
Worst FG % by an opponent in the first half.....	.185 vs. Samford (12/18/22)
Most rebounds in the first half.....	27 vs. UCF (12/3/22)
Fewest rebounds in the first half.....	12 at South Carolina (1/5/23) & at Kentucky (1/26/23)
Most rebounds by an opponent in the first half.....	28 vs. Little Rock (11/30/22)
Fewest rebounds by an opponent in the first half.....	13 vs. Georgia Tech (11/16/22) & Colorado State (11/26/22)

Second Half

Most points scored in the third quarter.....	32 vs. North Carolina AGT (12/15/22)
Most points scored in the fourth quarter.....	28 vs. Alabama State (11/20/22)
Most points scored in an overtime period.....	7 vs. Ole Miss (1/22/23)
Most points scored in the second half.....	46 vs. Alabama State (11/20/22) & vs. North Carolina AGT (12/15/22)
Fewest points scored in the second half.....	22 at South Carolina (1/5/23)
Fewest points allowed in the second half.....	19 vs. UL-Lafayette (12/11/22)
Most points allowed in the second half.....	46 at Mississippi State (1/19/23)
Best FG % in the second half.....	.714 vs. UL-Lafayette (12/11/22)
Worst FG % in the second half.....	.229 at Ole Miss (12/29/22)
Best FG % by an opponent in the second half.....	.593 at South Carolina (1/5/23)
Worst FG % by an opponent in the second half.....	.222 vs. UCF (12/3/22)
Most rebounds in the second half.....	27 vs. Georgia Tech (11/16/22)
Fewest rebounds in the second half.....	7 at Mississippi State (1/19/23)
Most rebounds by an opponent in the second half.....	34 at Ole Miss (12/29/22)
Fewest rebounds by an opponent in the second half.....	12 vs. Indiana (11/25/22) & vs. UL-Lafayette (12/11/22)

Game

Most points scored.....	91 vs. Samford (12/18/22)
Fewest points scored.....	42 at South Carolina (1/5/23)
Most points allowed.....	96 vs. Indiana (11/25/22)
Fewest points allowed.....	37 vs. Samford (12/18/22)
Best FG %.....	.563 vs. UL-Lafayette (12/11/22)
Worst FG %.....	.250 at Ole Miss (12/29/22)
Best FG % by an opponent.....	.632 at South Carolina (1/5/23)
Worst FG % by an opponent.....	.224 vs. UCF (12/3/22)
Most rebounds.....	51 vs. Georgia Tech (11/16/22) & vs. UCF (12/3/22)
Fewest rebounds.....	25 at South Carolina (1/5/23)
Most rebounds by an opponent.....	53 at Ole Miss (12/29/22)
Fewest rebounds by an opponent.....	25 vs. Colorado State (11/26/22)

Miscellaneous

Highest-scoring quarter.....	32, 3Q vs. North Carolina AGT (12/15/22)
Lowest-scoring quarter.....	5, 1Q vs. Georgia Tech (11/16/22) & 1Q at Mississippi State (1/19/23)
Highest-scoring opponent quarter.....	28, 4Q vs. Indiana (11/25/22)
Lowest-scoring opponent quarter.....	3, 3Q vs. UL-Lafayette (12/11/22)
Largest margin in a single quarter.....	+26 (31-5), 2Q vs. Samford (12/18/22)
Largest margin of victory.....	54 vs. Samford (12/18/22)
Smallest margin of victory.....	1 vs. Colorado State (11/26/22) & vs. Ole Miss (1/22/23)
Largest margin of defeat.....	52 at South Carolina (1/5/23)
Smallest margin of defeat.....	6 vs. Georgia Tech (11/16/22) & vs. Missouri (1/1/23)
Largest halftime lead.....	36 vs. Samford (12/18/22)
Smallest halftime lead.....	3 vs. Colorado State (11/26/22) & at Kentucky (1/26/23)
Times tied at halftime.....
Largest halftime deficit.....	32 at South Carolina (1/5/23)
Smallest halftime deficit.....	1 vs. Missouri (1/1/23)
Largest rebounding margin.....	+18 vs. UCF (12/3/22)
Smallest rebounding margin.....	+6 vs. Colorado State (11/26/22)
Last time tied in rebounding.....	1 - 35-35 vs. Samford (12/18/22)
Largest rebounding deficit.....	-20 at South Carolina (1/5/23)
Smallest rebounding deficit.....	-1 vs. Indiana (11/25/22)
Largest deficit overcome to win game.....	14 vs. Ole Miss (1/22/23)
Largest lead lost.....	3 vs. Georgia Tech (11/16/22), Missouri (1/1/23), Mississippi State (1/19/23)

MISCELLANEOUS STATISTICS

Double-Doubles	Season	Career
Romi Levy	2	2
Aicha Coulibaly	2	7
Honesty Scott-Grayson	0	3
Precious Johnson	0	1

30+ Point Games	Season	Career
Aicha Coulibaly	1	1
Honesty Scott-Grayson	1	2

20+ Point Games	Season	Career
Aicha Coulibaly	6	15
Honesty Scott-Grayson	4	13
Sania Wells	0	1

10+ Rebound Games	Season	Career
Aicha Coulibaly	2	7
Romi Levy	2	4
Mya Pratcher	1	1
Honesty Scott-Grayson	0	3
Precious Johnson	0	1

10+ Assist Games	Season	Career
------------------	--------	--------

5+ Steal Games	Season	Career
Honesty Scott-Grayson	2	6
Aicha Coulibaly	2	4
Romi Levy	1	3

5+ Block Games	Season	Career
----------------	--------	--------

GAMES LED AUBURN IN...

Scoring	Season	Career
Aicha Coulibaly	12	30
Honesty Scott-Grayson	8	25
Sania Wells	1	4
Precious Johnson	1	2
Sydney Shaw	1	1

Rebounding	Season	Career
Aicha Coulibaly	5	20
Kharyssa Richardson	4	4
Romi Levy	3	40
Kaitlyn Duhon	3	3
Honesty Scott-Grayson	3	15
Sania Wells	1	2
Mya Pratcher	1	1
Sydney Shaw	1	1
Precious Johnson	0	3

Assists	Season	Career
Sydney Shaw	9	9
Aicha Coulibaly	5	10
Honesty Scott-Grayson	3	16
Mar'Shaun Bostic	3	12
Jakayla Johnson	3	3
Romi Levy	1	5
Sania Wells	0	12
Carsen McFadden	0	1

(includes games where lead was shared)

2022-23 DOUBLE-DOUBLES

Aicha Coulibaly - 24 pts, 10 reb vs. Sam Houston
 Romi Levy - 16 pts, 11 reb vs. Alabama State
 Romi Levy - 18 pts, 13 reb vs. Little Rock
 Aicha Coulibaly - 17 pts, 12 reb vs. UCF

Last Time an Auburn Team...

Scored 90 points	Auburn 91, Samford 37, in Auburn, Ala. (Dec. 18, 2022)
Scored 90 points in an SEC game	Auburn 95, Missouri 82, in Columbia, Mo. (Feb. 27, 2020)
Scored 100 points	Auburn 119, Sam Houston State 54, in Auburn, Ala. (Dec. 5, 2008)
Scored 100 points against an SEC opponent	Auburn 102, Tennessee 96, SEC Tournament in Albany, Ga. (Mar. 6, 1987)
Scored 100 points in an SEC regular-season game	Auburn 111, Vanderbilt 67, in Auburn, Ala. (Feb. 18, 1987)
Scored 100 points at home	Auburn 119, Sam Houston State 54, in Auburn, Ala. (Dec. 5, 2008)
Scored 100 points in a true road game	Auburn 103, Mercer 29, in Macon, Ga. (Feb. 23, 1987)
Scored 110+ points	Auburn 119, Sam Houston State 54, in Auburn, Ala. (Dec. 5, 2008)
Scored 80 points and lost	Indiana 96, Auburn 81, in Las Vegas, Nev. (Nov. 25, 2022)
Scored 90 points and lost	Kentucky 91, Auburn 90 [2OT], in Auburn, Ala. (Feb. 2, 1986)
Scored 100 points and lost	Never
Scored 50-59 points in a half	51 (1st half) vs. Charleston Southern in Auburn, Ala. (Nov. 26, 2021)
Scored 60 or more points in a half	62 (2nd half) vs. Drake in New Orleans, La. (Dec. 21, 2016)
Scored 30 or more points in a quarter	31 (2nd quarter) vs. Samford in Auburn, Ala. (Dec. 18, 2022)
Scored 50 points or less in a game	South Carolina 94, Auburn 42, in Columbia, S.C. (Jan. 5, 2023)
Scored 50 points or less and won	Auburn 47, Missouri 45 [SEC] in Jacksonville, Fla. (March 3, 2016)
Scored 40 points or less in a game	South Carolina 75, Auburn 38, in Columbia, S.C. (Feb. 17, 2022)
Scored less than 10 points in a quarter	5 points (1st quarter) at Mississippi State in Starkville, Miss. (Jan. 19, 2023)
Scored less than 20 points in a 1st half	18 points at Mississippi State in Starkville, Miss. (Jan. 19, 2023)
Scored less than 20 points in a 2nd half	17 points at South Carolina in Columbia, S.C. (Feb. 17, 2022)
Had 35+ rebound margin	36 - (52-16) vs. Alabama A&M in Normal, Ala. (Nov. 19, 2013)
Had 25+ rebound margin	33 - (53-26) vs. Grambling State in Auburn, Ala. (Nov. 6, 2018)
Had 20+ rebound margin	20 (51-31) vs. Alabama State in Auburn, Ala. (Nov. 16, 2021)
Attempted 30 free throws	30 - vs. Grambling in Auburn, Ala. (Dec. 18, 2021)
Attempted 35 free throws	35 - vs. Charleston Southern in Auburn, Ala. (Nov. 26, 2021)
Attempted 40 free throws	41 - vs. Alabama State in Auburn, Ala. (Nov. 15, 2006)
Attempted 5 free throws or less	3 - at Texas A&M in College Station, Texas (Feb. 23, 2020)
Did not attempt a free throw	Never
Made 20-24 free throws	21 - vs. Ole Miss in Auburn, Ala. (Jan. 22, 2023)
Made 25+ free throws	26 - vs. Charleston Southern in Auburn, Ala. (Nov. 26, 2021)
Made 30 free throws	31 - vs. Northwestern State (31-43) (Dec. 30, 2003)
Had 25 assists	25 - vs. Ole Miss in Auburn, Ala. (Jan. 8, 2017)
Had 25 turnovers	27 - vs. Georgia in Auburn, Ala. (Jan. 3, 2021)
Had 10 turnovers or less	9 - vs. Little Rock in Auburn, Ala. (Nov. 30, 2022)
Had 25+ steals	Never
Had 20-24 steals	24 - vs. Samford in Auburn, Ala. (Dec. 18, 2022)
Had 15-19 steals	15 - vs. North Florida in Auburn, Ala. (Dec. 20, 2022)
Had 10-14 blocks	10 - vs. Louisiana Tech in Auburn, Ala. (Nov. 19, 2017)
Had 15+ blocks	15 - at Florida International in Miami, Fla. (Dec. 29, 2014)
Won an overtime game	Auburn 74, Dayton 72 [1OT] in Estero, Fla. (Nov. 30, 2019)
Lost an overtime game	Missouri 72, Auburn 63 [1OT] in Columbia, Mo. (Jan. 6, 2022)
Played a double overtime game	Auburn 70, Alabama 65 [2OT] in Auburn, Ala. (Feb. 27, 2014)
Played three or more overtimes	Never
Shot 70% for a half	71.4% (15-of-21), 2nd half vs. UL-Lafayette in Auburn, Ala. (Dec. 11, 2022)
Shot 60% for a game	60.4% (29-of-48) vs. Oklahoma State in Auburn, Ala. (Dec. 5, 2021)
Shot less than 30% for a game	28.6% (18-of-63) at South Carolina in Columbia, S.C. (Jan. 5, 2023)
Shot 90-99.9% from the free throw line (min. 10 attempts)	90.5% (19-of-21) at Arkansas in Fayetteville, Ark. (Jan. 31, 2021)
Shot 100% from the free throw line (min. 10 attempts)	100% (16-of-16) vs. Texas A&M in Auburn, Ala. (Jan. 7, 2018)
Shot 50% on 3-pointers (minimum 5 attempts)	50.0% (6-of-12) vs. North Florida in Auburn, Ala. (Dec. 20, 2022)
Shot 20-30% in a half	22.6% (7-of-31), 1st half at Mississippi State in Starkville, Miss. (Jan. 19, 2023)
Shot less than 20% in a half	19.4% (7-of-36), 1st half vs. South Carolina in Auburn, Ala. (Feb. 4, 2021)
Shot 55% or better and lost	58.1% (25-of-43) vs. Tennessee (Jan. 20, 2005)
Made 10+ 3-point field goals	10-of-20 vs. Samford in Auburn, Ala. (Dec. 18, 2022)
Failed to make a 3-point field goal	0-of-10 at Ole Miss in Oxford, Miss. (Dec. 29, 2022)
Had 60+ rebounds	61 - vs. Stephen F. Austin in Auburn, Ala. (Dec. 17, 2007)
Had 50-59 rebounds	51 vs. UCF in Auburn, Ala. (Dec. 3, 2022)
Defeated a Top-25 opponent	Auburn 65, #21 Georgia 60, in Auburn, Ala. (Feb. 20, 2022)
Defeated a Top-10 opponent	Auburn 71, #4 Tennessee 61, in Auburn, Ala. (Jan. 27, 2022)
Defeated a Top-25 opponent on the road	Auburn 59, #18 Georgia Tech 51, in Atlanta, Ga. (Nov. 21, 2021)

Last Time an Auburn Player...

Scored 25-29 points	26 - Aicha Coulibaly vs. Tennessee in Auburn, Ala. (Jan. 27, 2022)
Scored 30-34 points	31 - Aicha Coulibaly vs. Ole Miss in Auburn, Ala. (Jan. 22, 2023)
Scored 35 points	35 - DeWanna Bonner vs. Tennessee in Auburn, Ala. (Jan. 25, 2009)
Scored 40 points	41 - Conswella Sparrow vs. South Alabama (Feb. 17, 1998)
Had 15-19 rebounds	18 - Unique Thompson vs. Arkansas in Auburn, Ala. (Feb. 25, 2021)
Had 20+ rebounds	23 - Unique Thompson vs. Belmont in Auburn, Ala. (Dec. 20, 2020)
Had 10 assists	10 - Daisa Alexander vs. LSU in Auburn, Ala. (Feb. 16, 2020)
Had 15 assists	18 - Martha Monk vs. Alabama State (Feb. 18, 1981)
Had 5 blocks	6 - Unique Thompson vs. Louisiana Tech in Auburn, Ala. (Nov. 19, 2017)
Had 7 blocks	7 - Jassany Williams vs. Duke (Nov. 18, 2011)
Had 10 blocks	13 - Marita Payne vs. Arkansas (Feb. 3, 2005)
Had 5 steals	5 - Aicha Coulibaly vs. Ole Miss in Auburn, Ala. (Jan. 22, 2023)
Had 8 steals	8 - Brandy Montgomery vs. East Carolina in Auburn, Ala. (Dec. 5, 2015)
Had 10 steals	10 - Kristen Mulligan vs. Northeast Illinois in Auburn, Ala. (Dec. 18, 1992)
Made 10 field goals	12 - Aicha Coulibaly vs. Ole Miss in Auburn, Ala. (Jan. 22, 2023)
Made 15 field goals	15 - Conswella Sparrow (15-16) vs. South Alabama (Feb. 17, 1998)
Attempted 20-24 field goals	20 - Aicha Coulibaly (12-20) vs. Ole Miss in Auburn, Ala. (Jan. 22, 2023)
Attempted 25 field goals	25 - Unique Thompson (7-25) at Georgia in Athens, Ga. (Feb. 11, 2021)
Made 5+ three-point field goals	5 - Annie Hughes vs. Charleston Southern in Auburn, Ala. (Nov. 26, 2021)
Made 8 three-point field goals	8 - Tiffany Krantz vs. Troy State in Auburn, Ala. (Nov. 21, 1997)
Attempted 10 three-point field goals	14 - Lauren Hansen vs. Drake in Estero, Fla. (Dec. 1, 2019)
Attempted 15 three-point field goals	16 - Brandy Montgomery at Marquette in Milwaukee, Wis. (Dec. 13, 2015)
Made 10 free throws	11 - Aicha Coulibaly vs. Charleston Southern in Auburn, Ala. (Nov. 26, 2021)
Made 15 free throws	Never
Shot 100% from the field (min. 5 attempts)	Romi Levy (6-6) vs. North Florida in Auburn, Ala. (Dec. 20, 2022)

SEC PRESEASON POLL (Media Vote)**Order of Finish**

1. South Carolina
2. Tennessee
3. LSU
4. Arkansas
5. Ole Miss
6. Florida
7. Kentucky
8. Mississippi State
9. Georgia
10. Alabama
11. Texas A&M
12. Missouri
13. Auburn
14. Vanderbilt

Player of the Year

Aliyah Boston, South Carolina

All-SEC First Team

Aliyah Boston, South Carolina
Zia Cooke, South Carolina
Rickeya Jackson, Tennessee
Jordan Horston, Tennessee
Tamari Key, Tennessee

Preseason All-SEC Second-Team

Brittany Davis, Alabama
Alexis Morris, LSU
Angel Reese, LSU
Jessika Carter, Mississippi State
Anastasia Hayes, Mississippi State
Hayley Frank, Missouri

SEC PRESEASON POLL (Coaches' Vote)**Order of Finish**

1. South Carolina
2. Tennessee
3. LSU
4. Alabama
5. Arkansas
6. Mississippi State
7. Florida
8. Ole Miss
9. Georgia
10. Kentucky
11. Texas A&M
12. Missouri
13. Auburn
14. Vanderbilt

Player of the Year

Aliyah Boston, South Carolina

All-SEC First Team

Brittany Davis, Alabama
Alexis Morris, LSU
Angel Reese, LSU
Anastasia Hayes, Mississippi State
Aliyah Boston, South Carolina
Zia Cooke, South Carolina
Jordan Horston, Tennessee
Tamari Key, Tennessee

All-SEC Second Team

Makayla Daniels, Arkansas
Aicha Coulibaly, Auburn
Diamond Battles, Georgia
Madison Scott, Ole Miss
Jessika Carter, Mississippi State
Hayley Frank, Missouri
Victoria Saxton, South Carolina
Rickeya Jackson, Tennessee

Shot 100% at the free throw line (min. 10 attempts) 12-12 - Daisa Alexander vs. Mississippi State (Feb. 20, 2020)
Had a double-double **Aicha Coulibaly (17 pts/12 reb) vs. UCF in Auburn, Ala. (Dec. 3, 2022)**
Had 2 consecutive double-doubles Aicha Coulibaly: 23/11 vs. Kennesaw, 17/12 at Alabama (Dec. 20, 2021-Jan. 2, 2022)
Had 3 consecutive double-doubles Unique Thompson: 14/14 at Florida, 22/10 vs. Kentucky, 10/10 at Alabama (Jan. 17-24, 2021)
Had 13 consecutive double-doubles Unique Thompson: First vs. BYU; last at Vandy (March 23, 2019-Jan. 2, 2020)
Had 18 consecutive double-doubles (AU record) Lauretta Freeman: First vs. Furman, Last vs. Oral Roberts (Dec. 29, 1992-Feb. 23, 1993)
Had a double-double at halftime Unique Thompson (16 pts/10 rebs) at Iowa State in Ames, Iowa (Nov. 13, 2018)
Two players had a double-double Aicha Coulibaly (18p/10r) & Precious Johnson (18p/10r) at Kentucky (Feb. 27, 2022)
Recorded a double-double with points and assists Janiah McKay (16 pts/10 assists) vs. Grambling State (Nov. 6, 2018)
Scored 20 points & had 20 rebounds Unique Thompson (20 pts/23 reb) vs. Belmont in Auburn, Ala. (Dec. 20, 2020)
Had a triple-double Whitney Boddie (24 pts./11 rebs./12 asst.) vs. Sam Houston State (Dec. 5, 2008)
Two or more players scored 20 points **Coulibaly (22) & Scott-Grayson (22) vs. Indiana in Las Vegas, Nev. (Nov. 25, 2022)**
Three players scored 20 points Benton (23), Howard (22), Alexander (21) at Missouri in Columbia, Mo. (Feb. 27, 2020)
Two players scored 30 points Laticia Morris (33) & Tara Williams (30) vs. South Alabama (Jan. 14, 1997)
Had 2 straight 25-point games Janiah McKay: 27 at South Carolina, 26 vs. Arkansas (Jan. 11-14, 2018)
Had 3 straight 25-point games Janiah McKay: 25 pts vs. Texas A&M, 27 pts at South Carolina, 26 pts vs. Arkansas (Jan. 7-14, 2018)
Zero players scored in double figures at South Carolina in Columbia, S.C. (Feb. 17, 2022)
Only one player scored in double figures **Aicha Coulibaly (20) vs. Missouri in Auburn, Ala. (Jan. 1, 2023)**
Five players scored in double figures Thompson (19), Hughes (17), Scott-Grayson (16), Levy (12), Jordan (11) vs. N. Florida (Dec. 17, 2020)
Six players scored in double figures McKay/Benton (16), Primm (15), Thompson (14), Alexander/Jones (13) vs. Grambling (Nov. 6, 2018)
Seven players scored in double figures Carrier (19 pts.), Bonner (18 pts.), Smalley (16 pts.), Boddie (13 pts.), R. Hobbs (13 pts.), Hilliard (13 pts.) & S. Hobbs (10 pts.) vs. Sam Houston State (Dec. 5, 2008)
Two players had 10 rebounds Aicha Coulibaly (10) and Precious Johnson (10) at Kentucky in Lexington, Ky. (Feb. 27, 2022)
Three players had 10 rebounds J. Greenleaf (12 rebs.), D. Bonner (12 rebs.) & W. Boddie (10 rebs.) vs. Oakland (Nov. 21, 2007)
Played every minute Honesty Scott-Grayson (40:00) at Alabama in Tuscaloosa, Ala. (Jan. 2, 2022)
Played 40 or more minutes in OT game S. Wells (43:38) & H. Scott-Grayson (43:00) at Missouri in Columbia, Mo. (Jan. 6, 2022)
Attempted a slam dunk Hasina Muhammad vs. St. John's in Auburn, Ala. (Dec. 6, 2013)
Made a shot from half-court or beyond Brooke Moore (end 2nd quarter) vs. Alabama State in Auburn, Ala. (Dec. 29, 2018)
Every Auburn player dressed scored **11 players vs. Samford in Auburn, Ala. (Dec. 18, 2022)**

Last Time an Auburn Opponent...

Shot less than 30% in a game (SEC) Ole Miss - 27.4% (17-of-62) in Auburn, Ala. (Jan. 23, 2020)
Shot less than 30% in a game (Non-conf) **Samford - 27.3% (15-of-55) in Auburn, Ala. (Dec. 18, 2022)**
Shot 60% or better in a game **South Carolina - 63.2% (36-of-57) in Columbia, S.C. (Jan. 5, 2023)**
Scored 90 points **South Carolina 94, Auburn 42, in Columbia, S.C. (Jan. 5, 2023)**
Scored 100 points Georgia 102, Auburn 72 in Athens, Ga. (Mar. 3, 1984)
Scored 100 points at Auburn Tuskegee 105, Auburn 98 (2OT) (Feb. 12, 1979)
Had 25+ rebound margin 37 - South Carolina (62-25) in Columbia, S.C. (Feb. 17, 2022)
Had a 20-24 rebound margin **20 - South Carolina (45-25) in Columbia, S.C. (Jan. 5, 2023)**
Scored 5 points or less in a quarter **5 - Samford (2nd quarter) in Auburn, Ala. (Dec. 18, 2022)**
Scored less than 10 points in a quarter **8 - Mississippi State (2nd quarter) in Starkville, Miss. (Jan. 19, 2023)**
Scored less than 10 points in all four quarters Winthrop (9-8-8-8) in Auburn, Ala. (Dec. 16, 2015)
Scored 30 or more points in a quarter 30 - Kentucky (1st quarter) in Lexington, Ky. (Feb. 27, 2022)
Scored less than 10 points in a half 9 - USC Upstate (1st half) in Auburn, Ala. (Nov. 25, 2020)
Scored less than 20 points in a 1st half **11 - Samford in Auburn, Ala. (Dec. 18, 2022)**
Scored less than 20 points in a 2nd half **19 - UL-Lafayette in Auburn, Ala. (Dec. 11, 2022)**
Had 50 rebounds **53 - Ole Miss in Oxford, Miss. (Dec. 29, 2022)**
Had 25 assists **25 - South Carolina in Columbia, S.C. (Jan. 5, 2023)**
Had 25-29 turnovers **27 - North Carolina A&T in Auburn, Ala. (Dec. 15, 2022)**
Had 30-34 turnovers **33 - Sam Houston in Auburn, Ala. (Nov. 8, 2022)**
Had 35+ turnovers **36 - Samford in Auburn, Ala. (Dec. 18, 2022)**
Had 15 steals 21 - Belmont in Auburn, Ala. (Dec. 20, 2020)
Had 10 blocks 13 - LSU in Auburn, Ala. (Jan. 9, 2022)
Failed to make a 3-point field goal **UCF (0-8) in Auburn, Ala. (Dec. 3, 2022)**
Attempted 35 free throws **43 - Sam Houston in Auburn, Ala. (Nov. 8, 2022)**
Made 30 free throws 30 - Arkansas (Jan. 22, 1995)
Made 10+ three-point field goals 10 - Kentucky in Lexington, Ky. (Feb. 27, 2022)
Made 15+ three-point field goals 15 - Alabama in Auburn, Ala. (Feb. 14, 2021)
Scored 41-50 points in a game **49 - North Florida in Auburn, Ala. (Dec. 20, 2022)**
Scored 31-40 points in a game **37 - Samford in Auburn, Ala. (Dec. 18, 2022)**
Scored 30 points or less 26 - Georgia in Athens, Ga. (Feb. 22, 2015)
Scored 25 points or less 25 - Puerto Rico-Mayaguez (Dec. 17, 2000)

Last Time an Opposing Player...

Scored 30+ points (non-conference) 35 - Ajah Wayne of Old Dominion in Auburn, Ala. (Nov. 14, 2019)
Scored 30+ points (SEC) 32 - Rhyne Howard of Kentucky in Lexington, Ky. (Feb. 27, 2022)
Scored 35+ points (all games) 41 - Jasmine Walker of Alabama in Auburn, Ala. (Feb. 14, 2021)
Scored 40+ points (all games) 41 - Jasmine Walker of Alabama in Auburn, Ala. (Feb. 14, 2021)
Attempted 25 field goals 27 - Jantel Lavender (9-27) of Ohio State (Nov. 23, 2008)
Scored 20 points & had 20 rebounds Young of Baylor in the WNIT Championship Game, (20 pts./25 rebs.) (Apr. 4, 2003)
Two players scored 20 points Rhyne Howard (32) and Dre'una Edwards (25) of Kentucky in Lexington, Ky. (Feb. 27, 2022)
Three players scored 20 points by LSU in Baton Rouge, Chatman (22 pts), Johnson (21 pts) & Lowery (20 pts) (Jan. 12, 1991)
Five players scored in double figures **Holmes (26), Garzon (21), Parris (16), McNeil (16), Scalia (12) of Indiana (Nov. 25, 2022)**
Six players scored in double figures Williams (10), Lewis (13), Bonds (18), Peoples (10), Miller (12), Svete (12) of Florida (Jan. 26, 2014)
Recorded a double-double **Angel Baker (25 pts/12 reb) of Ole Miss in Auburn, Ala. (Jan. 22, 2023)**
Recorded a double-double with points and assists Tyasha Harris (12 pts/11 ast) of South Carolina in Columbia, S.C. (Jan. 11, 2018)
Recorded a triple-double Ceira Ricketts (14 pts./13 rebs./12 ast.) of Arkansas (Jan. 18, 2009)
Two players recorded a double-double **J. Carter (24 pts/11 reb) & J. Jordan (14 pts/12 reb) of Mississippi State (Jan. 19, 2023)**
Committed 10+ turnovers 10 - Shaquera Wade of Alabama in Greenville, S.C. (March 7, 2019)
Had 15-19 rebounds **15 - Angel Reese of LSU in Baton Rouge, La. (Jan. 15, 2023)**
Had 20+ rebounds 21 - Ayana Mitchell of LSU in Baton Rouge, La. (March 3, 2019)
Had 10 assists 10 - Jazmine Massengill of Kentucky in Lexington, Ky. (Feb. 27, 2022)
Had 15 assists 16 - Cindy McMahan of Alabama-Huntsville (Nov. 24, 1980)
Had 5 blocks 6 - Jenna Staiti of Georgia in Athens, Ga. (Feb. 11, 2021)
Had 10 blocks Never
Had 5 steals **5 - Lanay Wheaton of UL-Lafayette in Auburn, Ala. (Dec. 11, 2022)**
Made 15 field goals 15 - Chamique Holdslaw (15-21) of Tennessee (Feb. 1, 1998)
Made 10 3-point field goals 11 - Morgan Eye (11-18) of Missouri in Columbia, Mo. (Jan. 6, 2013)

Specialty Statistics (Auburn-Opponent)

Opponent	Points in the Paint	Points off Turnovers	2nd-Chance Points	Fast-Break Points	Bench Points
Sam Houston	50-24	31-25	20-24	27-18	28-40
South Alabama	34-26	28-10	15-18	10-5	12-43
Georgia Tech	32-26	14-10	22-12	8-3	16-12
Alabama State	40-30	27-6	22-14	19-0	42-11
vs. Indiana	32-46	15-11	16-11	9-10	20-20
vs. Colorado State	26-26	12-8	6-7	17-11	25-15
Little Rock	32-28	12-6	8-8	14-3	16-13
UCF	42-24	26-14	13-9	23-7	33-17
UL-Lafayette	26-22	25-17	2-5	13-4	31-9
North Carolina A&T	28-26	29-14	18-17	18-19	10-22
Samford	34-20	50-12	13-4	24-7	45-28
North Florida	28-8	25-11	4-10	20-2	19-12
at Ole Miss	20-52	8-19	9-12	5-13	15-21
Missouri	20-28	13-6	3-4	9-14	19-17
at South Carolina	22-50	5-19	6-13	4-21	13-47
Alabama	20-48	8-20	4-4	6-14	29-31
at LSU	28-42	4-20	17-17	3-23	13-13
at Mississippi State	30-40	19-12	7-19	12-12	16-0
Ole Miss	40-34	16-17	2-10	21-17	22-13
at Kentucky	42-26	32-18	6-11	13-2	28-11

Lead-Deficit Comparison

Opponent	Largest Lead	Largest Deficit	Lead Changes	Ties	Result
Sam Houston	26 (3rd, 3:32)	1 (1st, 6:25)	4	2	W, 90-76
South Alabama	15 (3rd, 5:56)	4 (2nd, 8:44)	2	4	W, 71-62
Georgia Tech	3 (1st, 9:22)	15 (2nd, 4:53)	3	1	L, 51-57
Alabama State	39 (4th, 0:44)	3 (1st, 8:59)	1	1	W, 88-49
vs. Indiana	2 (1st, 6:47)	15 (2nd, 3:55)	6	5	L, 81-96
vs. Colorado State	6 (3rd, 6:09)	8 (2nd, 7:12)	18	8	W, 74-73
Little Rock	26 (3rd, 3:56)	--	0	0	W, 70-48
UCF	43 (4th, 3:06)	2 (1st, 8:48)	1	1	W, 86-46
UL-Lafayette	40 (4th, 0:09)	--	0	0	W, 81-41
North Carolina A&T	29 (3rd, 6:30)	--	0	0	W, 79-63
Samford	56 (4th, 5:01)	--	0	0	W, 91-37
North Florida	28 (4th, 0:09)	1 (1st, 4:54)	2	2	W, 77-49
at Ole Miss	--	35 (4th, 2:22)	0	1	L, 47-79
Missouri	3 (1st, 3:42)	10 (3rd, 2:48)	9	4	L, 56-62
at South Carolina	--	54 (4th, 0:11)	0	1	L, 42-94
Alabama	--	31 (4th, 7:59)	0	0	L, 57-88
at LSU	--	30 (4th, 3:32)	0	0	L, 54-84
at Mississippi State	3 (3rd, 3:04)	15 (1st, 0:38)	6	5	L, 58-72
Ole Miss	7 (4th, 9:18)	14 (2nd, 4:10)	12	13	W, 77-76 (OT)
at Kentucky	13 (3rd, 1:53)	6 (1st, 1:13)	3	5	W, 71-68

Scoring Breakdown

(Percentage of total points in parentheses)

Opponent	Sr.	Jr.	So.	Fr.	Starters	Bench	2-pt FG	3-pt FG	FTs
Sam Houston	24	26	9	31	62 (68.9)	28 (31.1)	58 (64.4)	12 (13.3)	20 (22.2)
South Alabama	10	21	6	34	59 (83.1)	12 (16.9)	38 (53.5)	12 (16.9)	21 (29.6)
Georgia Tech	11	19	2	19	35 (68.6)	16 (31.4)	36 (70.6)	6 (11.8)	9 (17.6)
Alabama State	16	28	23	21	46 (52.2)	42 (47.8)	56 (63.6)	24 (27.3)	8 (9.1)
vs. Indiana	27	30	7	17	61 (75.3)	20 (24.7)	42 (51.9)	24 (29.6)	15 (18.5)
vs. Colorado State	25	25	7	17	49 (66.2)	25 (33.8)	44 (59.5)	15 (20.3)	15 (20.3)
Little Rock	24	12	20	14	56 (80.0)	14 (20.0)	48 (68.6)	12 (17.1)	10 (14.2)
UCF	23	29	15	19	53 (61.6)	33 (38.4)	54 (62.8)	18 (20.9)	14 (16.3)
UL-Lafayette	23	27	9	22	50 (61.7)	31 (29.3)	30 (37.0)	36 (44.4)	15 (18.5)
North Carolina A&T	31	3	16	29	69 (87.3)	10 (12.7)	44 (55.7)	21 (26.6)	14 (17.7)
Samford	24	23	18	26	46 (50.5)	45 (49.5)	44 (48.4)	30 (33.0)	17 (18.7)
North Florida	24	5	18	30	58 (75.3)	19 (24.7)	48 (62.3)	18 (23.4)	11 (14.8)
at Ole Miss	0	15	16	16	32 (68.1)	15 (31.9)	30 (63.8)	0 (0.0)	17 (36.2)
Missouri	8	31	8	9	37 (66.1)	19 (33.9)	32 (57.1)	6 (10.7)	18 (32.1)
at South Carolina	13	16	2	11	29 (67.4)	13 (32.6)	32 (74.4)	6 (14.0)	4 (9.5)
Alabama	19	4	12	22	28 (49.1)	29 (50.9)	28 (49.1)	15 (25.4)	14 (24.6)
at LSU	16	15	0	23	41 (75.9)	13 (24.1)	42 (77.8)	6 (11.1)	6 (11.1)
at Mississippi State	12	17	14	15	42 (72.4)	16 (27.6)	38 (65.5)	15 (25.9)	5 (8.6)
Ole Miss	15	33	16	13	55 (71.4)	22 (28.6)	44 (57.1)	12 (15.6)	21 (27.3)
at Kentucky	28	32	4	7	43 (60.6)	28 (39.4)	50 (70.4)	6 (8.5)	15 (21.1)

Comparison Statistics (Auburn/Opponent)

Opponent	1st	2nd	Score	Mar	Total FG	FG Pct	3-Pointers	3FG Pct	Free Throws	FT Pct	Reb.	Mar	Assist	TO	Bk	Stl	Fouls
Sam Houston	47-36	43-40	90-76	+14	33-71/21-56	.465/.375	4-7/5-15	.571/.333	20-25/29-43	.800/.674	40/45	(5)	19/10	23/33	9/5	13/14	30/27
South Alabama	35-27	36-35	71-62	+9	23-61/21-65	.377/.323	4-20/5-19	.200/.263	21-26/15-21	.808/.714	41/47	(6)	9/7	15/20	9/0	9/7	16/24
Georgia Tech	25-32	26-25	51-57	(6)	20-76/20-50	.263/.400	2-19/4-8	.105/.500	9-12/13-22	.750/.591	51/39	+12	8/8	19/22	4/2	9/8	20/18
Alabama State	42-23	46-26	88-49	+39	36-71/20-57	.507/.351	8-19/3-14	.421/.214	8-15/6-10	.533/.600	43/32	+11	18/5	13/26	5/2	15/5	19/14
Indiana	39-51	42-45	81-96	(15)	29-69/33-61	.420/.541	8-20/8-23	.400/.348	15-24/22-25	.625/.880	32/33	(1)	11/18	14/12	7/3	4/7	20/17
Colorado State	42-39	32-34	74-73	+1	27-59/24-51	.458/.471	5-14/8-21	.357/.381	15-20/17-20	.750/.850	31/25	+6	13/15	13/11	1/0	3/8	18/13
Little Rock	37-24	33-24	70-48	+22	28-68/18-61	.412/.295	4-11/0-3	.364/.000	10-14/12-21	.714/.571	41/48	(7)	6/8	9/17	8/1	9/3	17/17
UCF	46-17	40-29	86-46	+40	33-69/13-58	.478/.224	6-13/0-8	.462/.000	14-19/20-28	.737/.714	51/33	+18	13/0	17/18	9/2	10/7	22/14
UL-Lafayette	36-22	45-19	81-41	+40	27-48/15-52	.563/.288	12-22/1-8	.545/.125	15-23/10-24	.652/.417	39/29	+10	19/4	24/20	9/2	11/12	26/21
N.C. A&T	33-22	46-41	79-63	+16	29-72/17-52	.403/.327	7-22/3-10	.318/.300	14-20/26-33	.700/.788	39/44	(5)	14/8	14/27	3/3	13/7	26/19
Samford	47-11	44-26	91-37	+54	32-63/15-55	.508/.273	10-20/3-19	.500/.158	17-20/4-5	.850/.800	35/35	0	22/5	17/36	8/2	24/13	13/22
North Florida	38-23	39-26	77-49	+28	30-57/16-55	.526/.291	6-12/7-18	.500/.389	11-15/10-16	.733/.625	33/34	(1)	13/7	20/25	7/0	15/7	16/16
Ole Miss	23-39	24-40	47-79	(32)	15-60/31-68	.250/.456	0-10/4-13	.000/.308	17-28/13-22	.607/.591	37/53	(16)	7/15	18/15	2/3	6/5	19/23
Missouri	28-29	28-33	56-62	(6)	18-50/23-53	.360/.434	2-12/7-21	.167/.333	18-21/9-14	.857/.643	28/33	(5)	9/9	15/16	2/1	5/8	16/22
South Carolina	20-52	22-42	42-94	(52)	18-63/36-57	.286/.632	2-8/7-16	.250/.438	4-12/15-18	.333/.833	25/45	(20)	4/25	12/14	3/9	6/6	15/8
Alabama	26-47	31-41	57-88	(31)	19-55/33-58	.345/.569	5-16/8-16	.313/.500	14-21/14-18	.667/.778	27/39	(12)	8/17	15/15	3/3	3/10	18/22
LSU	22-41	32-43	54-84	(30)	23-63/32-67	.365/.478	2-13/6-16	.154/.375	6-16/14-21	.375/.667	38/45	(7)	10/18	14/8	5/9	5/9	17/12
Mississippi St.	18-26	40-46	58-72	(14)	24-62/24-52	.387/.462	5-18/3-10	.278/.300	5-11/21-32	.455/.656	28/44	(16)	15/13	12/15	6/4	9/8	20/10
Ole Miss	33-41	37-29	77-76	+1	26-66/25-65	.394/.385	4-9/2-8	.444/.250	21-26/24-30	.808/.800	32/46	(14)	12/6	14/21	3/6	13/8	23/22
Kentucky	38-35	33-33	71-68	+3	27-59/24-57	.458/.421	2-7/4-16	.286/.250	15-20/16-22	.750/.727	30/36	(6)	14/9	16/20	4/6	11/6	18/20

Game-by-Game Leaders

	Points	Rebounds	Assists	Steals	Blocked Shots
Sam Houston	24-Aicha Coulibaly	10-Aicha Coulibaly	5-Honesty Scott-Grayson	5-Honesty Scott-Grayson	3-Kaitlyn Duhon
South Alabama	19-Aicha Coulibaly	7-Richardson/Duhon	3-Scott-Grayson/Shaw	3-Kaitlyn Duhon	2-Duhon/Graves
Georgia Tech	11-Coulibaly/Scott-Grayson	10-Mya Pratcher	4-Aicha Coulibaly	4-Aicha Coulibaly	1-(four players)
Alabama State	21-Aicha Coulibaly	11-Romi Levy	6-Sydney Shaw	6-Aicha Coulibaly	2-Wells/Levy
vs. Indiana	22-Coulibaly/Scott-Grayson	6-Honesty Scott-Grayson	5-Sydney Shaw	3-Aicha Coulibaly	2-Coulibaly/Pratcher
vs. Colorado State	16-Coulibaly/Scott-Grayson	9-Kharyssa Richardson	5-Aicha Coulibaly	2-Coulibaly/Bostic	(none)
Little Rock	20-Honesty Scott-Grayson	13-Romi Levy	3-Sydney Shaw	3-Kaitlyn Duhon	3-Kaitlyn Duhon
UCF	22-Honesty Scott-Grayson	12-Aicha Coulibaly	4-Aicha Coulibaly	2-(three players)	3-Sania Wells
UL-Lafayette	15-Shaw/Coulibaly	8-Romi Levy	6-Sydney Shaw	2-Duhon/Scott-Grayson	3-Levy/Coulibaly
North Carolina A&T	31-Honesty Scott-Grayson	6-Kharyssa Richardson	5-Sydney Shaw	5-Honesty Scott-Grayson	2-Kharyssa Richardson
Samford	14-Honesty Scott-Grayson	8-Sania Wells	6-Sydney Shaw	5-Romi Levy	2-(three players)
North Florida	17-Honesty Scott-Grayson	7-Kaitlyn Duhon	4-Sydney Shaw	4-Sydney Shaw	2-Mya Pratcher
at Ole Miss	13-Aicha Coulibaly	8-Kharyssa Richardson	3-Mar'Shaun Bostic	2-Mar'Shaun Bostic	1-Richardson/Bostic
Missouri	20-Aicha Coulibaly	7-Aicha Coulibaly	4-Jakayla Johnson	2-Mar'Shaun Bostic	1-Levy/Richardson
at South Carolina	16-Aicha Coulibaly	4-Coulibaly/Duhon	1-(four players)	4-Aicha Coulibaly	1-(three players)
Alabama	13-Sania Wells	5-Sydney Shaw	3-Mar'Shaun Bostic	2-Mar'Shaun Bostic	2-Mya Pratcher
at LSU	13-Precious Johnson	7-Honesty Scott-Grayson	3-J. Johnson/Scott-Grayson	3-Sania Wells	2-(two players)
at Mississippi State	15-Aicha Coulibaly	8-Aicha Coulibaly	4-Coulibaly/Levy	4-Aicha Coulibaly	3-Mar'Shaun Bostic
Ole Miss	31-Aicha Coulibaly	7-Aicha Coulibaly	4-Aicha Coulibaly	5-Aicha Coulibaly	1-(three players)
at Kentucky	20-Aicha Coulibaly	7-Honesty Scott-Grayson	6-Jakayla Johnson	4-Honesty Scott-Grayson	2-Kharyssa Richardson

2022-23 Starting Lineups

	Point Guard (1)	Wing (2)	Wing (3)	Wing (4)	Post (5)
Sam Houston	Shaw	Scott-Grayson	Duhon	Coulibaly	Richardson
South Alabama	Shaw	Scott-Grayson	Duhon	Coulibaly	Richardson
Georgia Tech	Shaw	Scott-Grayson	Duhon	Coulibaly	Richardson
Alabama State	Shaw	Scott-Grayson	Duhon	Coulibaly	Richardson
vs. Indiana	Shaw	Scott-Grayson	Duhon	Coulibaly	Richardson
vs. Colorado State	Shaw	Scott-Grayson	Duhon	Coulibaly	Richardson
Little Rock	Shaw	Scott-Grayson	J. Johnson	Levy	Coulibaly
UCF	Wells	Scott-Grayson	J. Johnson	Levy	Coulibaly
UL-Lafayette	Shaw	Scott-Grayson	J. Johnson	Levy	Coulibaly
North Carolina A&T	Shaw	Scott-Grayson	Bostic	Levy	Richardson
Samford	Shaw	Scott-Grayson	Bostic	Levy	Richardson
North Florida	Shaw	Scott-Grayson	J. Johnson	Levy	Richardson
at Ole Miss	Shaw	P. Johnson	Coulibaly	Levy	Richardson
Missouri	J. Johnson	Shaw	Coulibaly	Levy	Richardson
at South Carolina	J. Johnson	Shaw	Coulibaly	Levy	Richardson
Alabama	J. Johnson	Shaw	Wells	Levy	P. Johnson
at LSU	J. Johnson	Shaw	Scott-Grayson	Richardson	P. Johnson
at Mississippi State	J. Johnson	Shaw	Scott-Grayson	Coulibaly	Richardson
Ole Miss	J. Johnson	Shaw	Scott-Grayson	Coulibaly	Richardson
at Kentucky	J. Johnson	Shaw	Scott-Grayson	Coulibaly	Richardson

Record by Starting Lineup

Shaw, Scott-Grayson, Duhon, Coulibaly, Richardson	4-2 (.667)
Shaw, Scott-Grayson, J. Johnson, Coulibaly, Levy	2-0 (1.000)
Wells, Scott-Grayson, J. Johnson, Coulibaly, Levy	1-0 (1.000)
Shaw, Scott-Grayson, Bostic, Levy, Richardson	2-0 (1.000)
Shaw, Scott-Grayson, J. Johnson, Levy, Richardson	1-0 (1.000)
Shaw, P. Johnson, Coulibaly, Levy, Richardson	0-1 (.000)
J. Johnson, Shaw, Coulibaly, Levy, Richardson	0-2 (.000)
J. Johnson, Shaw, Wells, Levy, P. Johnson	0-1 (.000)
J. Johnson, Shaw, Scott-Grayson, Richardson, P. Johnson.....	0-1 (.000)
J. Johnson, Shaw, Scott-Grayson, Coulibaly, Richardson	2-1 (.500)



Johnnie HARRIS

Head Coach

Second Season at Auburn • 24th Season in college coaching

Pine Bluff, Ark. • Arkansas Baptist, 1996

Johnnie Harris enters her second year as head coach for Auburn women's basketball in 2022-23. A long-time Southeastern Conference assistant and 2018 WBCA National Assistant Coach of the Year, Harris was named Auburn women's basketball head coach on April 3, 2021.

Her first season on the Plains saw Auburn double its win total from the previous season and pick up three victories over nationally ranked opponents. Her first top-25 win came Nov. 21 with a 59-51 win at Georgia Tech, Auburn's first road win over a ranked foe since 2014. The biggest win of the season, and one of Auburn's biggest in decades, came Jan. 27 when the Tigers shocked No. 4 Tennessee 71-61 at home for their first SEC win of the season and their first win over a top-5 opponent since 1997. The Tigers added one more top-25 win, a 65-60 victory over No. 21 Georgia on Feb. 20. Sophomore Aicha Coulibaly was named to the All-SEC Second Team, and the Tigers landed a consensus top-25 recruiting class for 2022-23.

Prior to her arrival at Auburn, Harris spent 16 years combined at Arkansas, Texas A&M and Mississippi State, and spent the 2020-21 season as the Associate Head Coach at the University of Texas. She helped Texas to an Elite Eight appearance during the 2020-21 season, and she worked alongside Longhorn head coach Vic Schaefer the previous 10 years assisting Mississippi State to a pair of NCAA Championship game appearances. She was a central part of Mississippi State's success those eight seasons and is considered one of the nation's top recruiters.

Harris helped lead Mississippi State to a 221-62 [781] record and five NCAA Tournament berths, including NCAA Championship Game appearances in 2017 and 2018. During that time, the Bulldogs also won the program's first Southeastern Conference regular-season championship and SEC Tournament Championship.

Harris' pupils in the past were some of the best in Mississippi State school history, led by Teaira McCowan, who Harris mentored during McCowan's record-setting junior and senior campaigns from 2017-19. The 2019 SEC Player of the Year and a consensus First-Team All-American, McCowan finished her career as Mississippi State's leader in rebounds and field-goal percentage, while ranking second in blocks and fourth in points and field-goals made.

The individual development McCowan showed during Mississippi State's run to a second consecutive national title game caught the attention of the coaching community, as Harris was tabbed the WBCA National Assistant Coach of the Year for the 2017-18 season.

In 2018-19, Harris helped transfer forward Anriel Howard combine with McCowan to create one of the best front courts in the country. In her lone season with the Bulldogs, Howard earned first-team All-SEC recognition by the AP and league coaches after averaging 16.4 points and 8.4 rebounds per game. Both McCowan [No. 3, Indiana Fever] and Howard [No. 24, Seattle Storm] were selected in the 2019 WNBA Draft.

Another Harris product, Chinwe Okorie, was an integral part of the Bulldogs' runs to the Final Four and 2016 Sweet 16 and finished her MSU career sixth in program annals in field-goal percentage, shooting 52.1 percent over 109 games. She raised her scoring average and field goal percentage each season of her three-year career, capped by her 7.5 ppg average on 56.4 percent shooting as a senior.

Harris helped guide Texas A&M to four Sweet 16 appearances in her five seasons, including the program's first national championship in 2010-11. During her tenure with the Aggies, Harris helped sign and mentor junior college All-Americans Danielle Adams and Tanisha Smith.

Prior to her stop in College Station, Harris spent three seasons at Arkansas, landing some of the Lady Razorbacks' top recruiting classes in program history. She signed Laura Ervin, a junior college All-American who went on to garner Second Team All-SEC accolades, as well as Freshman All-SEC selection Donica Cosby.

Harris has had the opportunity to learn from some of the game's top coaches, including Hall of Famer Kay Yow at N.C. State. She joined the program in the 2003-04 season and assisted the squad to the NCAA Tournament for the first time in two years. Her first recruiting class in Raleigh was rated as one of the best in the nation. She also garnered a commitment from Gillian Goring, the nation's No. 1 post player who went on to play for the Washington Mystics.

Prior to jumping to the Division I level, Harris made her mark on the junior college level as an assistant coach at Arkansas-Fort Smith, where she brought in key players who led the school to the NJCAA Final Four in 2004. In two seasons coaching under the legendary Louis Whorton, she inked the nation's No. 1 class and a 34-8 record. UAFS's 2002-03 team went 26-2 and won a share of the Bi-State Conference championship.

The Arkansas-Fort Smith position kept the Pine Bluff native in her home state after she started her coaching career as a graduate assistant at Little Rock. Her hard work at UALR earned her a promotion to a full-time assistant position in 2000.

Harris is the mother of two children, Marcus and Kiera, and the legal guardian of Lily. She also has two grandchildren, Samarah and Kaiden.

Harris Year-by-Year

Arkansas-Little Rock, Assistant Coach (1999-2001)

Year	Record	Conf.	Other Information
1999-00	5-23	1-15	
2000-01	6-22	0-16	

Arkansas-Fort Smith, Assistant Coach (2001-03)

Year	Record	Conf.	Other Information
2001-02	26-2		
2002-03	34-8		Conference Champions

NC State, Assistant Coach (2003-04)

Year	Record	Conf.	Other Information
2003-04	17-15	8-8	NCAA First Round

Arkansas, Assistant Coach (2004-07)

Year	Record	Conf.	Other Information
2004-05	17-14	3-11	WNIT Second Round
2005-06	13-15	5-9	
2006-07	18-13	3-11	

Texas A&M, Assistant Coach (2007-12)

Year	Record	Conf.	Other Information
2007-08	29-8	11-5	NCAA Elite Eight
			Big 12 Tournament Champions
2008-09	27-8	11-5	NCAA Sweet 16
2009-10	26-8	10-6	NCAA Second Round
			Big 12 Tournament Champions
2010-11	33-5	13-3	National Champions
2011-12	24-11	11-7	NCAA Sweet 16

Mississippi State, Associate Head Coach (2013-20)

Year	Record	Conf.	Other Information
2012-13	13-17	5-11	
2013-14	22-14	5-11	WNIT Quarterfinals
2014-15	27-7	11-5	NCAA Second Round
2015-16	28-8	11-5	NCAA Sweet 16
2016-17	34-5	13-3	National Runner-Up
2017-18	37-2	16-0	National Runner-Up
			SEC Regular Season Champions
2018-19	33-3	15-1	NCAA Elite Eight
			SEC Regular Season & Tournament Champions
2019-20	27-6	13-3	(no postseason; pandemic)

Texas, Associate Head Coach (2020-21)

Year	Record	Conf.	Other Information
2020-21	21-10	11-7	NCAA Elite Eight

Auburn, Head Coach (2021-)

Year	Record	Conf.	Other Information
2021-22	10-18	2-14	
2022-23	12-8	2-6	



Amoura GRAVES

#0

Sophomore • Guard/Forward • 6-0
Ponchatoula, La. • Ponchatoula HS

- Season-high 5 points, career-high 3 assists in win over Alabama State (11/20)
- 4 rebounds, 2 blocks in 17 minutes off the bench in win over South Alabama (11/10)
- Averaged 1.8 points, 1.8 rebounds, 0.5 steals over 26 games as a freshman
- Career-high 8 points, 4 rebounds, 2 steals, 2 assists at Vanderbilt (1/30/22)
- 2020 LSWA All-State First Team; averaged 23.5 points/game as HS junior
- Led Ponchatoula HS to 31-1 record and state No. 1 ranking as a senior
- Ranked No. 203 overall prospect nationally by Prospects Nation

SEASON HIGHS

Points		
5	vs Alabama State	11/20/22
Rebounds		
4	vs South Alabama	11/10/22
Assists		
3	vs Alabama State	11/20/22
Blocks		
2	vs South Alabama	11/10/22
Steals		
1	vs Alabama State	11/20/22
Field Goals		
2	vs Alabama State	11/20/22
Field Goal Attempts		
3	vs South Alabama	11/10/22
3-Point Field Goals		
1	vs Alabama State	11/20/22
3-Point FG Attempts		
3	vs South Alabama	11/10/22
Free Throws		
Free Throw Attempts		

Opponent	Start	Min.	FG-A	3PT-A	FT-A	O-D-T	PF	Ast.	TO	Blk.	St.	Pts.
SAM HOUSTON		10	0-1	0-0	0-0	0-0-0	2	0	1	0	0	0
SOUTH ALABAMA		17	0-3	0-3	0-0	1-3-4	1	0	2	2	0	0
GEORGIA TECH						--DNP--						
ALABAMA STATE		13	2-2	1-1	0-0	1-1-2	1	3	0	0	1	5
vs. Indiana						--DNP--						
vs. Colorado State						--DNP--						
LITTLE ROCK						--DNP--						
UCF						--DNP--						
UL-LAFAYETTE						--DNP--						
NORTH CAROLINA A&T						--DNP--						
SAMFORD						--DNP--						
NORTH FLORIDA						--DNP--						
at Ole Miss						--DNP--						
MISSOURI						--DNP--						
at South Carolina						--DNP--						
ALABAMA						--DNP--						
at LSU						--DNP--						
at Mississippi State						--DNP--						
OLE MISS						--DNP--						
at Kentucky						--DNP--						
FLORIDA												
ARKANSAS												
SOUTH CAROLINA												
at Alabama												
TEXAS A&M												
at Tennessee												
at Georgia												
VANDERBILT												

CAREER HIGHS

Points		
8	2x; last at Vanderbilt	1/30/22
Rebounds		
5	at Arkansas	2/10/22
Assists		
3	vs Alabama State	11/20/22
Blocks		
2	2x; last vs Alabama State	11/20/22
Steals		
2	4x; last at Vanderbilt	1/30/22
Field Goals		
3	2x; last at Vanderbilt	1/30/22
Field Goal Attempts		
5	at Vanderbilt	1/30/22
3-Point Field Goals		
2	2x; last at Vanderbilt	1/30/22
3-Point FG Attempts		
3	3x; last vs South Alabama	11/10/22
Free Throws		
2	2x; last at Arkansas	2/10/22
Free Throw Attempts		
2	4x; last at Arkansas	2/10/22

GRAVES' CAREER STATISTICS

SEASON	TEAM	GP-GS	MIN/AVG	Field Goals		3-Point		F-Throws		Rebounds				Scoring						
				FG-FGA	FG%	3FG-3FGA	3FG%	FT-FTA	FT%	OFF	DEF	TOT	AVG	PF-FO	A	TO	BLK	STL	PTS	AVG
2021-22	AUB	26-0	308/11.8	17-51	.333	7-22	.318	5-9	.556	23	23	46	1.8	19-0	7	7	3	12	46	1.8
2022-23	AUB	3-0	41/13.5	2-6	.333	1-4	.250	0-0	.000	2	4	6	2.0	4-0	3	3	2	1	5	1.7
TOTAL		29-0	348/12.0	19-57	.333	8-26	.308	5-9	.556	25	27	52	1.8	23-0	10	10	5	13	51	1.8



Mya PRATCHER

#1

Freshman • Forward • 6-1
 Memphis, Tenn. • Bartlett HS

- Season-high 8 points, all from the free-throw line, vs. Samford (12/18)
- Grabbed season-high 10 rebounds vs. Georgia Tech (11/16)
- Scored 5 points in Auburn debut vs. Sam Houston (11/8)
- Averaged 7.6 points, 5.2 rebounds, 1.8 steals, 1.5 assists as high school senior at Bartlett HS in Memphis
- No. 4-ranked player in Tennessee class of 2022 by Prep Girls Hoops
- 2021 All-Metro Division I team as a junior

SEASON/CAREER HIGHS

Points	8	vs Samford	12/18/22
Rebounds	10	vs Georgia Tech	11/16/22
Assists	1	2x; last vs. Missouri	1/1/23
Blocks	2	4x; last vs. Alabama	1/8/23
Steals	1	7x; last vs. Ole Miss	1/22/23
Field Goals	3	vs Georgia Tech	11/16/22
Field Goal Attempts	7	vs Georgia Tech	11/16/22
3-Point Field Goals			
3-Point FG Attempts	1	vs Georgia Tech	11/16/22
Free Throws	8	vs Samford	12/18/22
Free Throw Attempts	10	vs Samford	12/18/22

Opponent	Start	Min.	FG-A	3PT-A	FT-A	O-D-T	PF	Ast.	TO	Blk.	St.	Pts.
SAM HOUSTON		16	1-2	0-0	3-3	0-1-1	3	0	1	0	0	5
SOUTH ALABAMA						--DNP--						
GEORGIA TECH		18	3-7	0-1	0-0	6-4-10	2	0	2	0	1	6
ALABAMA STATE		13	1-4	0-0	0-0	0-3-3	0	0	2	0	0	2
vs. Indiana		7	0-1	0-0	0-0	1-1-2	0	0	0	2	0	0
vs. Colorado State		5	0-0	0-0	0-0	0-2-2	0	0	1	0	0	0
LITTLE ROCK		18	0-2	0-0	0-2	2-3-5	2	0	3	1	1	0
UCF		9	2-2	0-0	0-0	0-2-2	3	0	1	2	1	4
UL-LAFAYETTE		13	1-2	0-0	1-2	0-2-2	1	0	0	0	1	3
NORTH CAROLINA A&T		18	1-2	0-0	1-2	4-0-4	4	0	0	0	0	3
SAMFORD		14	0-0	0-0	8-10	1-2-3	3	1	2	1	1	8
NORTH FLORIDA		18	0-2	0-0	0-0	0-3-3	1	0	3	2	0	0
at Ole Miss		11	1-2	0-0	0-0	0-1-1	2	0	0	0	0	2
MISSOURI		20	0-4	0-0	5-6	1-2-3	1	1	2	0	1	5
at South Carolina		10	0-0	0-0	0-0	0-1-1	0	0	1	0	0	0
ALABAMA		18	0-2	0-0	0-2	1-2-3	1	0	0	2	0	0
at LSU		7	0-0	0-0	0-0	0-0-0	0	0	0	0	0	0
at Mississippi State		2	0-1	0-0	0-0	1-0-1	0	0	0	0	0	0
OLE MISS		13	0-1	0-0	0-0	0-2-2	2	0	0	0	1	0
at Kentucky		8	0-1	0-0	0-0	0-0-0	0	0	0	0	0	0
FLORIDA												
ARKANSAS												
SOUTH CAROLINA												
at Alabama												
TEXAS A&M												
at Tennessee												
at Georgia												
VANDERBILT												

PRATCHER'S CAREER STATISTICS

SEASON	TEAM	GP-GS	MIN/AVG	Field Goals		3-Point		F-Throws		Rebounds				Scoring						
				FG-FGA	FG%	3FG-3FGA	3FG%	FT-FTA	FT%	OFF	DEF	TOT	AVG	PF	FO	A	TO	BLK	STL	PTS
2022-23	AUB	19-0	238/12.5	9-36	.250	0-1	.000	18-27	.667	14	34	48	2.5	24-0	4	21	10	9	36	1.9
TOTAL		19-0	238/12.5	9-36	.250	0-1	.000	18-27	.667	14	34	48	2.5	24-0	4	21	10	9	36	1.9



Sania WELLS

#2

Senior • Guard • 5-7

Moss Point, Miss. • East Central HS

- Season-high 16 points on 6-8 FG and 4-4 FT in win at Kentucky (1/26); has 10+ points in 3 SEC games (13 vs. South Carolina, Alabama)
- Career-high 8 rebounds along with 10 points, 3 assists, 3 steals vs. Samford (12/18)
- Scored 12 points and had 4 assists off the bench in season-opener vs. Sam Houston (11/8)
- Set Auburn single-season record and led SEC in free-throw percentage in 2021-22, hitting 90.5% (76-84) at the free throw line; ranked 7th in NCAA
- Started 25 games, played in 27 as a junior; averaged 9.1 points, 2.3 rebounds, 2.6 assists, 1.1 steals
- Matched career-high with 3 steals, had 11 points and was 6-6 FTs in win over #4 Tennessee (1/27)
- Career-high 20 points in OT loss at Missouri (1/6)
- Career-high 7 assists, 6-6 FT in win over Alabama State (11/16)

SEASON HIGHS

Points	16	at Kentucky	1/26/23
Rebounds	8	vs Samford	12/18/22
Assists	4	vs Sam Houston	11/8/22
Blocks	3	vs. UCF	12/3/22
Steals	3	2x; last at LSU	1/15/23
Field Goals	6	2x; last at Kentucky	1/26/23
Field Goal Attempts	11	vs. Alabama	1/8/23
3-Point Field Goals	3	vs. UL-Lafayette	12/11/22
3-Point FG Attempts	5	5x; last vs. Alabama	1/8/23
Free Throws	4	at Kentucky	1/26/23
Free Throw Attempts	4	3x; last at Kentucky	1/26/23

Opponent	Start	Min.	FG-A	3PT-A	FT-A	O-D-T	PF	Ast.	TO	Blk.	St.	Pts.
SAM HOUSTON		22	4-10	1-2	3-3	0-1-1	2	4	1	1	0	12
SOUTH ALABAMA		14	1-6	0-2	2-2	1-0-1	1	2	0	1	1	4
GEORGIA TECH		4	0-1	0-1	0-0	1-0-1	1	0	2	0	0	0
ALABAMA STATE		15	3-7	2-5	2-3	0-3-3	0	0	1	2	0	10
vs. Indiana		8	2-2	1-1	0-0	0-1-1	0	0	0	0	0	5
vs. Colorado State		20	4-5	0-0	1-2	1-1-2	1	2	0	0	1	9
LITTLE ROCK		21	2-9	0-2	0-0	0-1-1	2	1	0	0	1	4
UCF	*	29	0-5	0-1	1-4	0-2-2	1	3	1	3	2	1
UL-LAFAYETTE		11	3-5	3-5	1-2	1-1-2	2	1	3	0	1	10
NORTH CAROLINA A&T		17	0-7	0-3	0-0	1-2-3	1	0	3	0	2	0
SAMFORD		18	4-9	2-5	0-0	1-7-8	2	3	3	0	3	10
NORTH FLORIDA		19	3-5	1-3	0-0	0-0-0	2	1	4	0	1	7
at Ole Miss		19	0-6	0-1	0-0	0-2-2	4	0	0	0	1	0
MISSOURI		26	3-8	1-5	1-1	0-1-1	2	0	1	0	1	8
at South Carolina		25	6-8	0-0	1-2	0-2-2	1	0	1	1	1	13
ALABAMA	*	32	4-11	2-5	3-4	0-1-1	1	0	5	0	0	13
at LSU		23	3-9	1-6	2-6	0-0-0	2	1	1	0	3	9
at Mississippi State		4	0-1	0-1	0-0	0-0-0	1	0	1	0	0	0
OLE MISS		22	1-4	0-0	2-2	0-1-1	1	0	1	0	0	4
at Kentucky		30	6-8	0-0	4-4	0-4-4	3	1	1	0	1	16
FLORIDA												
ARKANSAS												
SOUTH CAROLINA												
at Alabama												
TEXAS A&M												
at Tennessee												
at Georgia												
VANDERBILT												

CAREER HIGHS

Points	20	at Missouri	1/6/22
Rebounds	8	vs Samford	12/18/22
Assists	7	vs Alabama State	11/16/21
Blocks	3	vs. UCF	12/3/22
Steals	3	5x; last at LSU	1/15/23
Field Goals	9	at Missouri	1/6/22
Field Goal Attempts	20	at Missouri	1/6/22
3-Point Field Goals	3	2x; last vs. UL-Lafayette	12/11/22
3-Point FG Attempts	6	vs. South Alabama	12/13/20
Free Throws	8	vs North Florida	11/30/21
Free Throw Attempts	8	vs North Florida	11/30/21

WELLS' CAREER STATISTICS

SEASON	TEAM	GP-GS	MIN/AVG	Field Goals		3-Point		F-Throws		Rebounds				Scoring						
				FG-FGA	FG%	3FG-3FGA	3FG%	FT-FTA	FT%	OFF	DEF	TOT	AVG	PF-FO	A	TO	BLK	STL	PTS	AVG
2019-20	AUB	25-0	214/8.6	14-47	.298	3-17	.176	10-14	.714	5	15	20	0.8	26-0	13	17	0	5	41	1.6
2020-21	AUB	23-1	331/14.4	23-95	.242	11-42	.262	18-28	.643	6	13	19	0.8	33-0	18	18	1	9	75	3.3
2021-22	AUB	27-25	770/28.5	77-230	.335	15-57	.263	76-84	.905	12	51	63	2.3	64-2	70	45	6	29	245	9.1
2022-23	AUB	20-2	377/18.8	49-126	.389	14-48	.292	23-35	.657	6	30	36	1.8	30-0	19	30	8	19	135	6.8
TOTAL		95-28	1692/17.8	163-498	.327	43-164	.262	127-161	.789	29	109	138	1.5	153-2	120	110	15	62	496	5.2



Jakayla JOHNSON

#3

Junior • Guard • 5-9
Clinton, Miss. • Clinton HS • Jones College

- Career-best 6 assists in win at Kentucky (1/26)
- Season-high 9 points, 6 rebounds, 4 assists while playing PG for first time vs. Missouri (1/1)
- Scored 8 points along with 2 steals, 2 rebounds in win over UCF (12/3)
- Made first Division 1 start vs. Little Rock (11/30); scored 4 points with 1 block, 1 rebound, 1 steal
- Transferred to Auburn in spring of 2022 but did not play while rehabbing knee injury
- Played five games in 2021-22 at Jones College, averaging 16.8 pts, 2.8 rebs, 3.0 asts, 2.8 stls; suffered season-ending injury in December
- 2021 WBCA Two-Year College Coaches All-American; First Team All-Mississippi Association Community Colleges
- Led Jones College to first-ever NJCAA No. 1 national ranking in 2020-21

SEASON/CAREER HIGHS

Points	9	vs. Missouri	1/1/23
Rebounds	6	vs. Missouri	1/1/23
Assists	6	at Kentucky	1/26/23
Blocks	2	vs Sam Houston	11/8/22
Steals	2	3x; last vs. North Florida	12/20/22
Field Goals	3	2x; last vs Samford	12/18/22
Field Goal Attempts	5	2x; last at Kentucky	1/26/23
3-Point Field Goals	2	vs Samford	12/18/22
3-Point FG Attempts	2	3x; last vs. Missouri	1/1/23
Free Throws	4	vs. Missouri	1/1/23
Free Throw Attempts	4	vs. Missouri	1/1/23

Opponent	Start	Min.	FG-A	3PT-A	FT-A	O-D-T	PF	Ast.	TO	Blk.	St.	Pts.
SAM HOUSTON		11	0-4	0-0	2-2	0-2-2	4	0	1	2	2	2
SOUTH ALABAMA		10	0-1	0-0	2-2	0-0-0	0	0	0	0	0	2
GEORGIA TECH		20	2-3	0-0	0-1	2-3-5	1	0	0	0	0	4
ALABAMA STATE		8	1-1	0-0	0-0	0-1-1	3	0	0	0	1	2
vs. Indiana		8	0-4	0-1	0-0	2-0-2	2	0	1	0	0	0
vs. Colorado State		14	2-4	1-2	0-0	1-2-3	0	0	0	0	0	5
LITTLE ROCK	*	21	2-6	0-1	0-0	0-1-1	0	0	0	1	1	4
UCF	*	20	3-5	0-1	2-2	2-0-2	1	1	1	0	2	8
UL-LAFAYETTE	*	15	1-1	1-1	0-0	2-1-3	2	1	1	0	1	3
NORTH CAROLINA A&T						--DNP--						
SAMFORD		17	3-4	2-2	0-0	1-1-2	1	3	2	1	1	8
NORTH FLORIDA	*	19	1-4	0-1	1-2	0-1-1	0	1	0	1	2	3
at Ole Miss		22	1-4	0-1	0-0	0-4-4	0	0	3	0	1	2
MISSOURI	*	34	2-3	1-2	4-4	2-4-6	4	4	1	0	0	9
at South Carolina	*	14	0-3	0-1	0-0	0-0-0	0	0	1	0	0	0
ALABAMA	*	22	1-2	0-0	0-0	1-0-1	2	1	2	0	1	2
at LSU	*	22	1-7	0-1	0-0	2-3-5	1	3	0	0	0	2
at Mississippi State	*	15	0-4	0-1	0-0	0-0-0	0	0	1	0	0	0
OLE MISS	*	14	0-2	0-0	0-0	0-3-3	2	1	2	0	1	0
at Kentucky	*	28	2-5	0-1	0-0	1-1-2	4	6	3	0	1	4
FLORIDA												
ARKANSAS												
SOUTH CAROLINA												
at Alabama												
TEXAS A&M												
at Tennessee												
at Georgia												
VANDERBILT												

JOHNSON'S CAREER STATISTICS

SEASON	TEAM	GP-GS	MIN/AVG	Field Goals		3-Point		F-Throws		Rebounds				Scoring						
				FG-FGA	FG%	3FG-3FGA	3FG%	FT-FTA	FT%	OFF	DEF	TOT	AVG	PF-FO	A	TO	BLK	STL	PTS	AVG
2022-23	AUB	19-11	334/17.6	22-67	.328	5-16	.313	11-13	.846	16	27	43	2.3	27-0	21	19	4	14	60	3.2
TOTAL		19-11	334/17.6	22-67	.328	5-16	.313	11-13	.846	16	27	43	2.3	27-0	21	19	4	14	60	3.2



Kaitlyn DUHON

#4

Freshman • Guard • 5-10
Houston, Texas. • Summer Creek HS

- Monster game vs. South Alabama with 17 points (7-11 FG), 7 rebounds, 3 steals (11/10)
- Equaled season-highs with 3 blocks and 3 steals vs. Little Rock (11/30); also had 8 points and 3 rebounds
- Had 9 points, 8 rebounds, 3 blocks in Auburn debut vs. Sam Houston (11/8)
- Fast, aggressive, lock-down defender
- Averaged 17 points, 7 rebounds, 3 steals, 49% FG as high school senior
- All-Greater Houston Player of the Year in 2022 by Houston Chronicle
- Led Summer Creek HS to region championship and state semifinals as a senior
- State runner-up in long jump (19 feet, 8.25 inches)

SEASON/CAREER HIGHS

Points		
17	vs South Alabama	11/10/22
Rebounds		
8	vs Sam Houston	11/8/22
Assists		
2	vs. UL-Lafayette	12/11/22
Blocks		
3	2x; last vs. Little Rock	11/30/22
Steals		
3	2x; last vs. Little Rock	11/30/22
Field Goals		
7	vs South Alabama	11/10/22
Field Goal Attempts		
11	vs South Alabama	11/10/22
3-Point Field Goals		
1	vs. Indiana	11/25/22
3-Point FG Attempts		
3	vs. Indiana	11/25/22
Free Throws		
3	2x; last vs South Alabama	11/10/22
Free Throw Attempts		
4	2x; last vs South Alabama	11/10/22

Opponent	Start	Min.	FG-A	3PT-A	FT-A	O-D-T	PF	Ast.	TO	Blk.	St.	Pts.
SAM HOUSTON	*	28	3-9	0-0	3-4	3-5-8	3	0	2	3	1	9
SOUTH ALABAMA	*	26	7-11	0-2	3-4	5-2-7	3	0	1	2	3	17
GEORGIA TECH	*	22	3-9	0-1	0-0	3-0-3	3	0	2	0	0	6
ALABAMA STATE	*	16	1-6	0-1	1-2	1-0-1	3	1	1	0	0	3
vs. Indiana	*	15	2-7	1-3	2-2	1-2-3	2	1	0	0	0	7
vs. Colorado State	*	17	2-6	0-0	0-2	1-1-2	4	1	1	0	0	4
LITTLE ROCK		21	3-4	0-0	2-2	1-2-3	3	0	0	3	3	8
UCF		13	3-5	0-0	0-0	1-1-2	4	0	0	0	2	6
UL-LAFAYETTE		14	2-2	0-0	0-0	0-0-0	2	2	2	1	2	4
NORTH CAROLINA A&T		17	3-5	0-0	0-0	1-2-3	4	1	1	1	1	6
SAMFORD		15	1-3	0-0	2-2	0-0-0	1	1	1	0	0	4
NORTH FLORIDA		17	3-8	0-1	0-0	1-6-7	0	0	2	1	0	6
at Ole Miss		7	0-1	0-0	2-2	0-1-1	0	1	0	0	1	2
MISSOURI		11	1-2	0-0	0-0	0-1-1	0	0	2	0	1	2
at South Carolina		14	0-4	0-0	0-0	4-0-4	1	0	0	1	0	0
ALABAMA		3	0-0	0-0	0-0	0-1-1	1	0	0	0	0	0
at LSU		9	1-2	0-0	0-0	0-1-1	1	0	1	0	0	2
at Mississippi State						--DNP--						
OLE MISS		11	0-2	0-0	0-0	0-1-1	1	0	0	0	0	0
at Kentucky		3	0-0	0-0	0-0	0-0-0	0	0	2	0	0	0
FLORIDA												
ARKANSAS												
SOUTH CAROLINA												
at Alabama												
TEXAS A&M												
at Tennessee												
at Georgia												
VANDERBILT												

DUHON'S CAREER STATISTICS

SEASON	TEAM	GP-GS	MIN/AVG	Field Goals		3-Point		F-Throws		Rebounds				Scoring						
				FG-FGA	FG%	3FG-3FGA	3FG%	FT-FTA	FT%	OFF	DEF	TOT	AVG	PF	FO	A	TO	BLK	STL	PTS
2022-23	AUB	19-6	280/14.7	35-86	.407	1-8	.125	15-20	.750	22	26	48	2.5	36-0	8	18	12	14	86	4.5
TOTAL		19-6	280/14.7	35-86	.407	1-8	.125	15-20	.750	22	26	48	2.5	36-0	8	18	12	14	86	4.5



Aicha COULIBALY

#5

Junior • Guard/Forward • 6-0
Mali • IMG Academy (Fla.)

• 2022-23 Preseason All-SEC Second Team selection; 2022 All-SEC Second Team

- Has 66 points in last three games since missing Alabama, LSU games with injury (20 at UK, 31 vs. OM, 15 at MSU)
- Career-high 31 points along with 7 rebounds, 5 steals, 4 assists in OT win over Ole Miss (1/22)
- Missed final three games of non-conference with injury; returned to lineup 12/29, led Tigers in scoring in first two SEC games
- Two double-doubles this season; 24/10 vs. Sam Houston, 17/12 vs. UCF
- Started all 28 games as a sophomore; led Auburn with 17.1 points, 7.5 rebounds, 2.2 steals per game
- Recorded five double-doubles in 2022-23; had nine games with 20+ points with a career-high of 27 vs. Charleston Southern
- Played for Mali's national team at FIBA U16 African Championships in 2017, leading her team to tournament championship
- Is Auburn's third women's basketball player from Africa, along with Crispina Correia (Cape Verde, 2001-03) and Khady Dieng (Senegal, 2013-17)

SEASON HIGHS

Points	31	vs. Ole Miss	1/22/23
Rebounds	12	vs. UCF	12/3/22
Assists	5	vs. Colorado State	11/26/22
Blocks	3	vs. UL-Lafayette	12/11/22
Steals	6	vs Alabama State	11/20/22
Field Goals	10	2x; last vs. Ole Miss	1/22/23
Field Goal Attempts	21	at South Carolina	1/5/23
3-Point Field Goals	2	vs South Alabama	11/10/22
3-Point FG Attempts	5	vs South Alabama	11/10/22
Free Throws	9	vs South Alabama	11/10/22
Free Throw Attempts	11	2x; last vs. Indiana	11/25/22

Opponent	Start	Min.	FG-A	3PT-A	FT-A	O-D-T	PF	Ast.	TO	Blk.	St.	Pts.
SAM HOUSTON	*	31	10-15	1-1	3-3	3-7-10	3	3	1	1	2	24
SOUTH ALABAMA	*	31	4-12	2-5	9-11	1-4-5	3	0	1	1	2	19
GEORGIA TECH	*	33	2-13	0-3	7-9	4-3-7	1	4	1	1	4	11
ALABAMA STATE	*	26	8-15	1-2	4-8	3-4-7	1	1	3	0	6	21
vs. Indiana	*	37	7-17	0-2	8-11	3-0-3	3	1	4	2	3	22
vs. Colorado State	*	29	5-11	0-3	6-6	0-2-2	0	5	2	0	2	16
LITTLE ROCK	*	11	2-6	0-0	2-2	0-2-2	3	0	1	0	1	6
UCF	*	32	7-18	1-3	2-2	3-9-12	1	4	1	2	1	17
UL-LAFAYETTE	*	29	6-12	1-3	2-3	1-6-7	4	0	3	3	0	15
NORTH CAROLINA A&T						--DNP--						
SAMFORD						--DNP--						
NORTH FLORIDA						--DNP--						
at Ole Miss	*	28	4-11	0-2	5-8	2-3-5	2	1	2	0	0	13
MISSOURI	*	31	7-15	0-3	6-8	1-6-7	2	1	2	0	0	20
at South Carolina	*	34	7-21	1-3	1-2	2-2-4	1	1	3	0	4	16
ALABAMA						--DNP--						
at LSU						--DNP--						
at Mississippi State	*	38	7-15	0-2	1-3	2-6-8	0	4	2	0	4	15
OLE MISS	*	36	12-20	1-3	6-8	1-6-7	2	4	4	0	5	31
at Kentucky	*	35	7-16	1-2	5-9	2-1-3	0	4	5	0	3	20
FLORIDA												
ARKANSAS												
SOUTH CAROLINA												
at Alabama												
TEXAS A&M												
at Tennessee												
at Georgia												
VANDERBILT												

CAREER HIGHS

Points	31	vs. Ole Miss	1/22/23
Rebounds	13	at Old Dominion	11/14/21
Assists	5	vs. Colorado State	11/26/22
Blocks	3	2x; last vs. UL-Lafayette	12/11/22
Steals	6	2x; last vs Alabama State	11/20/22
Field Goals	10	6x; last vs. Ole Miss	1/22/23
Field Goal Attempts	21	2x; last at South Carolina	1/5/23
3-Point Field Goals	2	3x; last vs South Alabama	11/10/22
3-Point FG Attempts	5	vs South Alabama	11/10/22
Free Throws	11	vs. Charleston So.	11/26/21
Free Throw Attempts	14	vs. Charleston So.	11/26/21

COULIBALY'S CAREER STATISTICS

SEASON	TEAM	GP-GS	MIN/AVG	Field Goals		3-Point		F-Throws		Rebounds				Scoring						
				FG-FGA	FG%	3FG-3FGA	3FG%	FT-FTA	FT%	OFF	DEF	TOT	AVG	PF-FO	A	TO	BLK	STL	PTS	AVG
2020-21	AUB	23-7	436/19.0	45-128	.352	5-33	.152	23-37	.622	22	49	71	3.1	38-0	19	24	10	20	118	5.1
2021-22	AUB	28-28	908/32.4	175-397	.441	13-58	.224	115-177	.650	77	132	209	7.5	82-2	45	101	19	61	478	17.1
2022-23	AUB	15-15	460/30.7	95-217	.438	9-37	.243	67-93	.720	28	61	89	5.9	26-0	33	35	11	37	266	17.7
TOTAL		66-50	1804/27.3	315-742	.425	27-128	.211	205-307	.668	127	242	369	5.6	146-2	97	160	40	118	862	13.1



Sydney SHAW

#10

Freshman • Guard • 5-9
Miami, Fla. • DME Academy

- Named SEC Freshman of the Week (12/28) after 14-point, 4-assist, 4-steal effort vs. North Florida (12/20)
- Season-best 4 steals, matched season-high with 6 assists vs. Samford (12/18)
- Career-high 15 points on 5-7 FG plus 6 assists in win over Louisiana-Lafayette (12/11); followed up with a 14-point, 5 assist night vs. N.C. A&T
- 8 points, season-high 6 assists in win over Alabama State (11/20)
- 12 points on 5-8 shooting (2-2 3FG), 3 assists, 1 blocks in Auburn debut vs. Sam Houston (11/8)
- No. 43 overall prospect on signing day in class of 2022 by ESPN HoopGurlz
- Averaged 12.5 points, 4.6 rebounds, 3.0 assists, 2.3 steals as HS senior at DME Academy
- Led American Heritage HS to fourth straight 5A state title as a junior in 2021

SEASON/CAREER HIGHS

Points	15	vs. UL-Lafayette	12/11/22
Rebounds	5	2x; last at LSU	1/15/23
Assists	6	3x; last vs Samford	12/18/22
Blocks	1	6x; last vs. Ole Miss	1/22/23
Steals	4	2x; last vs. North Florida	12/20/22
Field Goals	5	5x; last at South Carolina	1/5/23
Field Goal Attempts	15	at South Carolina	1/5/23
3-Point Field Goals	3	2x; last vs. North Florida	12/20/22
3-Point FG Attempts	6	4x; last vs. Alabama	1/8/23
Free Throws	2	4x; last vs. Ole Miss	1/22/23
Free Throw Attempts	2	7x; last vs. Ole Miss	1/22/23

Opponent	Start	Min.	FG-A	3PT-A	FT-A	O-D-T	PF	Ast.	TO	Blk.	St.	Pts.
SAM HOUSTON	*	17	5-8	2-2	0-0	1-1-2	2	3	4	1	0	12
SOUTH ALABAMA	*	29	3-9	0-4	2-2	0-3-3	0	3	3	1	1	8
GEORGIA TECH	*	24	2-14	1-5	0-0	1-3-4	2	3	3	1	1	5
ALABAMA STATE	*	24	3-8	2-6	0-0	0-1-1	1	6	1	0	2	8
vs. Indiana	*	33	3-8	2-6	0-0	0-2-2	1	5	2	0	0	8
vs. Colorado State	*	23	3-7	3-5	0-0	0-3-3	2	0	1	0	0	9
LITTLE ROCK	*	22	3-5	0-1	0-0	0-2-2	0	3	1	0	0	6
UCF		16	4-7	1-2	0-0	0-3-3	1	2	2	0	0	9
UL-LAFAYETTE	*	30	5-7	3-4	2-2	0-1-1	0	6	4	1	1	15
NORTH CAROLINA A&T	*	33	5-12	2-6	2-2	0-3-3	2	5	1	0	0	14
SAMFORD	*	23	2-6	2-5	0-0	0-1-1	0	6	2	0	4	6
NORTH FLORIDA	*	30	5-12	3-5	1-2	0-2-2	1	4	2	0	4	14
at Ole Miss	*	24	2-9	0-3	0-0	1-3-4	1	2	6	0	0	4
MISSOURI	*	26	0-6	0-2	0-0	0-3-3	0	2	1	0	0	0
at South Carolina	*	30	5-15	1-4	0-0	0-2-2	1	1	1	0	0	11
ALABAMA	*	26	3-10	2-6	1-2	0-5-5	0	1	1	1	0	9
at LSU	*	26	4-13	1-3	0-0	1-4-5	2	1	2	0	0	9
at Mississippi State	*	22	3-9	2-6	1-2	1-3-4	2	2	0	0	0	9
OLE MISS	*	29	1-5	1-3	2-2	0-3-3	2	2	2	1	0	5
at Kentucky	*	4	0-0	0-0	0-0	0-1-1	2	0	1	0	0	0
FLORIDA												
ARKANSAS												
SOUTH CAROLINA												
at Alabama												
TEXAS A&M												
at Tennessee												
at Georgia												
VANDERBILT												

SHAW'S CAREER STATISTICS

SEASON	TEAM	GP-GS	MIN/AVG	Field Goals		3-Point		F-Throws		Rebounds				Scoring						
				FG-FGA	FG%	3FG-3FGA	3FG%	FT-FTA	FT%	OFF	DEF	TOT	AVG	PF-FO	A	TO	BLK	STL	PTS	AVG
2022-23	AUB	20-19	491/24.6	61-170	.359	28-78	.359	11-14	.786	5	49	54	2.7	22-0	57	40	6	13	161	8.1
TOTAL		20-19	491/24.6	61-170	.359	28-78	.359	11-14	.786	5	49	54	2.7	22-0	57	40	6	13	161	8.1



Romi LEVY

#11

Redshirt Sophomore • Forward • 6-2
Herzliya, Israel • Hof Hasharon HS

- Huge game vs. Samford with 14 points, 7 rebounds, season-high 5 assists and 5 steals vs. Samford (12/18)
- Filled stat sheet with 4 points, 8 rebounds, 4 assists, 3 blocks, 1 steal in win over UL-Lafayette (12/11)
- Career-highs with 18 points and 13 rebounds in first start of season vs. Little Rock (11/30); 2nd career double-double
- First career double-double with 16 points, 11 rebounds along with 2 assists, 2 blocks, 3 steals vs. Alabama State (11/20)
- Made first regular-season appearance since March 2021 with 15 minutes against Georgia Tech (11/16)
- Missed 2021-22 season with torn ACL suffered in final week of preseason practice
- 2021 SEC All-Freshman Team selection; averaged 5.4 points, 3.9 rebounds in 22.1 minutes/game
- Completed mandatory national service in Israel before enrolling at Auburn; first AU player from Israel

SEASON HIGHS

Points	18	vs. Little Rock	11/30/22
Rebounds	13	vs. Little Rock	11/30/22
Assists	5	vs Samford	12/18/22
Blocks	3	vs. UL-Lafayette	12/11/22
Steals	5	vs Samford	12/18/22
Field Goals	7	vs Alabama State	11/20/22
Field Goal Attempts	13	vs. N.C. A&T	12/15/22
3-Point Field Goals	2	at Mississippi State	1/19/23
3-Point FG Attempts	3	2x; last at Mississippi State	1/19/23
Free Throws	5	vs. Little Rock	11/30/22
Free Throw Attempts	7	at Ole Miss	12/29/22

CAREER HIGHS

Points	18	vs. Little Rock	11/30/22
Rebounds	13	vs. Little Rock	11/30/22
Assists	7	vs. Kentucky	1/21/21
Blocks	3	vs. UL-Lafayette	12/11/22
Steals	6	vs. Georgia	1/2/21
Field Goals	7	vs Alabama State	11/20/22
Field Goal Attempts	12	at LSU	12/31/20
3-Point Field Goals	3	vs. South Carolina	2/4/21
3-Point FG Attempts	6	at Florida	1/17/21
Free Throws	5	vs. Little Rock	11/30/22
Free Throw Attempts	7	at Ole Miss	12/29/22

Opponent	Start	Min.	FG-A	3PT-A	FT-A	O-D-T	PF	Ast.	TO	Blk.	St.	Pts.
SAM HOUSTON						--DNP--						
SOUTH ALABAMA						--DNP--						
GEORGIA TECH		15	1-2	0-1	0-0	0-0-0	1	0	1	1	1	2
ALABAMA STATE		20	7-10	1-1	1-2	4-7-11	1	2	2	2	3	16
vs. Indiana		18	2-4	0-1	0-0	2-0-2	4	2	0	1	0	4
vs. Colorado State		17	0-4	0-0	0-0	0-3-3	3	0	2	0	0	0
LITTLE ROCK	*	31	6-12	1-2	5-6	2-11-13	0	0	2	1	0	18
UCF	*	19	2-4	1-2	0-0	1-3-4	4	0	3	0	0	5
UL-LAFAYETTE	*	25	1-3	1-2	1-2	1-7-8	2	4	2	3	1	4
NORTH CAROLINA A&T	*	28	5-13	1-3	2-3	3-1-4	1	2	1	0	1	13
SAMFORD	*	25	5-6	1-1	2-2	3-4-7	0	5	0	2	5	13
NORTH FLORIDA	*	20	6-6	0-0	2-2	1-4-5	1	2	2	1	2	14
at Ole Miss	*	24	2-9	0-2	3-7	2-2-4	0	0	1	0	0	7
MISSOURI	*	19	3-4	0-0	0-0	0-2-2	3	1	5	1	0	6
at South Carolina	*	21	0-7	0-0	2-4	0-0-0	1	1	0	0	1	2
ALABAMA	*	18	1-6	0-0	0-0	1-1-2	3	2	0	0	0	2
at LSU		8	0-0	0-0	0-0	0-0-0	0	0	1	0	0	0
at Mississippi State		28	3-4	2-3	0-0	1-3-4	2	4	0	0	1	8
OLE MISS		12	2-4	0-0	1-2	0-1-1	1	0	1	0	0	5
at Kentucky						--DNP--						
FLORIDA												
ARKANSAS												
SOUTH CAROLINA												
at Alabama												
TEXAS A&M												
at Tennessee												
at Georgia												
VANDERBILT												

LEVY'S CAREER STATISTICS

SEASON	TEAM	GP-GS	MIN/AVG	Field Goals			3-Point		F-Throws		Rebounds				Scoring					
				FG-FGA	FG%	3FG-3FGA	3FG%	FT-FTA	FT%	OFF	DEF	TOT	AVG	PF-FO	A	TO	BLK	STL	PTS	AVG
2020-21	AUB	23-14	508/22.1	52-145	.359	16-63	.254	5-14	.357	24	65	89	3.9	43-0	34	32	10	33	125	5.4
2022-23	AUB	17-10	348/20.5	46-98	.469	8-18	.444	19-30	.633	21	49	70	4.1	27-0	25	23	13	14	119	7.0
TOTAL		40-24	856/21.4	98-243	.403	24-81	.296	24-44	.545	45	114	159	4.0	70-0	59	55	23	47	244	6.1



Mar'Shaun BOSTIC

#12

Sophomore • Guard • 5-8

St. Louis, Mo. • Vashon HS

- Huge defensive game at Mississippi State with 3 blocks and 3 steals along with 6 points and 3 rebounds
- Career-high 10 points on 4-4 FG in win over UCF (12/3)
- Played in 27 games, starting four; averaged 3.3 points, 1.9 rebounds, 2.2 assists, 1.5 steals in 16.5 minutes/game
- Season-high 9 points, 4 steals in win over #4 Tennessee; was +25 in 15 minutes off the bench (1/27)
- Matched season-high with 4 assists and no turnovers in 20 minutes vs. Kennesaw State (12/20)
- First-team all-metro by St. Louis Post Dispatch as HS senior; helped Vashon HS to 3rd place in state tournament
- No. 14 in Prep Girls Hoops Missouri Class of 2021 rankings
- Scored 1,352 points in high school career

SEASON HIGHS

Points		
11	vs. Ole Miss	1/22/23
Rebounds		
4	vs. Little Rock	11/30/22
Assists		
4	2x; last vs. Colorado State	11/26/22
Blocks		
3	at Mississippi State	1/19/23
Steals		
3	2x; last vs. Ole Miss	1/22/23
Field Goals		
4	2x; last vs. Ole Miss	1/22/23
Field Goal Attempts		
10	at Ole Miss	12/29/22
3-Point Field Goals		
1	vs Samford	12/18/22
3-Point FG Attempts		
1	2x; last vs Samford	12/18/22
Free Throws		
5	at Ole Miss	12/29/22
Free Throw Attempts		
9	at Ole Miss	12/29/22

CAREER HIGHS

Points		
11	vs. Ole Miss	1/22/23
Rebounds		
4	6x; last vs. Little Rock	11/30/22
Assists		
4	7x; last vs Sam Houston	11/8/22
Blocks		
3	at Mississippi State	1/19/23
Steals		
4	vs. Tennessee	1/27/22
Field Goals		
4	3x; last vs. Ole Miss	1/22/23
Field Goal Attempts		
10	at Ole Miss	12/29/22
3-Point Field Goals		
1	vs Samford	12/18/22
3-Point FG Attempts		
1	2x; last vs Samford	12/18/22
Free Throws		
5	at Ole Miss	12/29/22
Free Throw Attempts		
9	at Ole Miss	12/29/22

Opponent	Start	Min.	FG-A	3PT-A	FT-A	O-D-T	PF	Ast.	TO	Blk.	St.	Pts.
SAM HOUSTON		20	3-5	0-0	3-6	1-1-2	3	4	4	0	1	9
SOUTH ALABAMA		16	2-4	0-0	2-3	0-1-1	2	1	2	1	0	6
GEORGIA TECH		5	0-2	0-0	0-0	1-0-1	1	0	2	0	0	0
ALABAMA STATE		11	1-1	0-0	0-0	0-0-0	1	1	0	0	1	2
vs. Indiana		10	1-5	0-0	1-2	1-2-3	1	1	0	1	0	3
vs. Colorado State		19	2-4	0-1	3-4	0-0-0	2	4	1	0	2	7
LITTLE ROCK		11	1-7	0-0	0-0	3-1-4	3	2	0	0	1	2
UCF		13	4-4	0-0	2-2	1-1-2	3	1	1	0	1	10
UL-LAFAYETTE		12	2-3	0-0	1-1	0-1-1	3	2	1	0	1	5
NORTH CAROLINA A&T	*	18	1-2	0-0	1-2	0-2-2	4	1	2	0	1	3
SAMFORD	*	19	2-5	1-1	0-0	0-2-2	1	1	2	0	2	5
NORTH FLORIDA		9	2-2	0-0	0-0	0-1-1	4	3	1	0	2	4
at Ole Miss		21	2-10	0-0	5-9	2-1-3	2	3	2	1	2	9
MISSOURI		9	1-3	0-0	0-0	0-0-0	2	0	0	0	2	2
at South Carolina		6	0-3	0-0	0-2	0-1-1	0	1	1	0	0	0
ALABAMA		20	4-7	0-0	2-4	0-3-3	1	3	1	0	2	10
at LSU		11	0-1	0-0	0-0	0-0-0	1	1	2	0	0	0
at Mississippi State		19	3-6	0-0	0-2	1-2-3	5	2	1	3	3	6
OLE MISS		21	4-8	0-0	3-4	2-1-3	3	2	0	1	3	11
at Kentucky		17	2-4	0-0	0-0	0-1-1	1	1	0	1	2	4
FLORIDA												
ARKANSAS												
SOUTH CAROLINA												
at Alabama												
TEXAS A&M												
at Tennessee												
at Georgia												
VANDERBILT												

BOSTIC'S CAREER STATISTICS

SEASON	TEAM	GP-GS	MIN/AVG	Field Goals		3-Point		F-Throws		Rebounds				Scoring						
				FG-FGA	FG%	3FG-3FGA	3FG%	FT-FTA	FT%	OFF	DEF	TOT	AVG	PF-FO	A	TO	BLK	STL	PTS	AVG
2021-22	AUB	27-4	446/16.5	36-87	.414	0-0	.000	17-28	.607	10	40	50	1.9	64-1	60	56	5	40	89	3.3
2022-23	AUB	20-2	288/14.4	37-86	.430	1-2	.500	23-41	.561	12	21	33	1.7	43-1	34	23	8	26	98	4.9
TOTAL		47-6	734/15.6	73-173	.422	1-2	.500	40-69	.580	22	61	83	1.8	107-2	94	79	13	66	187	4.0



Oyindamola AKINBOLAWA

#20

Freshman • Center • 6-5
Lagos, Nigeria

- Played 11 minutes at LSU with 2 points, 3 rebounds, 2 blocks (1/15)
- Scored first collegiate points vs. Alabama (1/8) with mid-range jumper in second quarter
- Saw first significant action at South Carolina, grabbing 3 rebounds in 13 minutes (1/5)
- Made collegiate debut vs. North Florida (12/20); played two minutes
- Arrived in the U.S. on December 14; was cleared to practice and play later that week, dressed for first time vs. North Florida
- Fourth Auburn women's basketball player from Africa, first from Nigeria

SEASON/CAREER HIGHS

Points	2	2x; last at LSU	1/15/23
Rebounds	3	2x; last at LSU	1/15/23
Assists			
Blocks	2	at LSU	1/15/23
Steals			
Field Goals	1	2x; last at LSU	1/15/23
Field Goal Attempts	2	at LSU	1/15/23
3-Point Field Goals			
3-Point FG Attempts			
Free Throws			
Free Throw Attempts			

Opponent	Start	Min.	FG-A	3PT-A	FT-A	O-D-T	PF	Ast.	TO	Blk.	St.	Pts.
SAM HOUSTON						--DNP--						
SOUTH ALABAMA						--DNP--						
GEORGIA TECH						--DNP--						
ALABAMA STATE						--DNP--						
vs. Indiana						--DNP--						
vs. Colorado State						--DNP--						
LITTLE ROCK						--DNP--						
UCF						--DNP--						
UL-LAFAYETTE						--DNP--						
NORTH CAROLINA A&T						--DNP--						
SAMFORD						--DNP--						
NORTH FLORIDA		2	0-0	0-0	0-0	0-0-0	1	0	2	0	0	0
at Ole Miss						--DNP--						
MISSOURI						--DNP--						
at South Carolina		13	0-1	0-0	0-0	1-2-3	4	0	2	0	0	0
ALABAMA		4	1-1	0-0	0-0	0-0-0	1	0	0	0	0	2
at LSU		11	1-2	0-0	0-0	1-2-3	2	0	2	2	0	2
at Mississippi State		6	0-0	0-0	0-0	1-0-1	0	0	2	1	0	0
OLE MISS						--DNP--						
at Kentucky						--DNP--						
FLORIDA												
ARKANSAS												
SOUTH CAROLINA												
at Alabama												
TEXAS A&M												
at Tennessee												
at Georgia												
VANDERBILT												

OYINDAMOLA'S CAREER STATISTICS

		Field Goals		3-Point		F-Throws		Rebounds				Scoring								
SEASON	TEAM	GP-GS	MIN/AVG	FG-FGA	FG%	3FG-3FGA	3FG%	FT-FTA	FT%	OFF	DEF	TOT	AVG	PF-FO	A	TO	BLK	STL	PTS	AVG
2022-23	AUB	5-0	37/7.3	2-4	.500	0-0	.000	0-0	.000	3	4	7	1.4	8-0	0	8	3	0	4	0.8
TOTAL		5-0	37/7.3	2-4	.500	0-0	.000	0-0	.000	3	4	7	1.4	8-0	0	8	3	0	4	0.8



Audia YOUNG

#21

Freshman • Guard • 5-9

Tallahassee, Fla. • Florida State University HS

- Will miss 2022-23 season after suffering torn achilles in preseason practice
- Averaged 16.2 points, 3.1 rebounds, 2.7 assists, 1.9 steals per game as high school senior
- Daughter of former Auburn All-American Carolyn Jones-Young and Missouri men's basketball assistant coach CY Young
- Will wear her mother's No. 21, which was retired by Auburn following Jones' storied career

SEASON/CAREER HIGHS

Points

Rebounds

Assists

Blocks

Steals

Field Goals

Field Goal Attempts

3-Point Field Goals

3-Point FG Attempts

Free Throws

Free Throw Attempts

Opponent	Start	Min.	FG-A	3PT-A	FT-A	O-D-T	PF	Ast.	TO	Blk.	St.	Pts.
SAM HOUSTON												
SOUTH ALABAMA												
GEORGIA TECH												
ALABAMA STATE												
vs. Indiana												
vs. Colorado State												
LITTLE ROCK												
UCF												
UL-LAFAYETTE												
NORTH CAROLINA A&T												
SAMFORD												
NORTH FLORIDA												
at Ole Miss												
MISSOURI												
at South Carolina												
ALABAMA												
at LSU												
at Mississippi State												
OLE MISS												
at Kentucky												
FLORIDA												
ARKANSAS												
SOUTH CAROLINA												
at Alabama												
TEXAS A&M												
at Tennessee												
at Georgia												
VANDERBILT												

--OUT FOR 2022-23 SEASON--

YOUNG'S CAREER STATISTICS



Honesty SCOTT-GRAYSON

#23

Redshirt Senior • Guard • 5-8

Brick, N.J. • Riverdale Baptist HS (Md.) • Baylor

- Missed first three SEC games while recovering from minor injuries sustained in car accident over holiday break, returned vs. Alabama
- Career-high 31 points on 10-18 FG, 4-8 3FG, 7-9 FT along with season-best 5 steals vs. North Carolina A&T (12/15)
- Scored 22 points against Indiana; averaged 18.0 points, 5.5 rebounds in two games in Las Vegas (11/25-26)
- Career-high 5 steals along with 12 points, 4 assists in season-opening win over Sam Houston (11/8)
- Played in all 28 games as a junior, starting 27; averaged 13.0 points, 5.7 rebounds, 1.9 assists, 1.3 steals in 2021-22
- Recorded three double-doubles as a junior, including 21 points and a career-high 14 rebounds against Florida (2/14/22)
- 2018 McDonald's All-American & 2018 Jordan Brand Classic All-American

SEASON HIGHS

Points	31	vs. N.C. A&T	12/15/22
Rebounds	7	2x; last at Kentucky	1/26/23
Assists	5	vs Sam Houston	11/8/22
Blocks	2	2x; last vs. Samford	12/18/22
Steals	5	2x; last vs. N.C. A&T	12/15/22
Field Goals	10	vs. N.C. A&T	12/15/22
Field Goal Attempts	18	2x; last vs. N.C. A&T	12/15/22
3-Point Field Goals	4	2x; last vs. N.C. A&T	12/15/22
3-Point FG Attempts	8	vs. N.C. A&T	12/15/22
Free Throws	7	2x; last vs. N.C. A&T	12/15/22
Free Throw Attempts	9	2x; last vs. N.C. A&T	12/15/22

Opponent	Start	Min.	FG-A	3PT-A	FT-A	O-D-T	PF	Ast.	TO	Blk.	St.	Pts.
SAM HOUSTON	*	20	5-7	0-1	2-2	0-3-3	5	5	4	0	5	12
SOUTH ALABAMA	*	26	2-7	2-3	0-0	1-4-5	3	3	1	0	1	6
GEORGIA TECH	*	33	4-18	1-5	2-2	0-3-3	3	1	4	0	1	11
ALABAMA STATE	*	15	3-6	0-2	0-0	0-0-0	2	3	1	0	0	6
vs. Indiana	*	31	8-15	4-6	2-3	2-4-6	4	1	4	1	0	22
vs. Colorado State	*	26	6-14	1-3	3-4	2-3-5	3	3	1	0	1	16
LITTLE ROCK	*	24	8-11	3-5	1-2	0-4-4	2	0	2	1	1	20
UCF	*	25	6-12	3-3	7-9	0-5-5	2	2	4	2	1	22
UL-LAFAYETTE	*	32	4-10	3-7	2-4	1-4-5	2	3	4	1	2	13
NORTH CAROLINA A&T	*	32	10-18	4-8	7-9	1-4-5	2	3	3	0	5	31
SAMFORD	*	19	5-13	2-6	2-2	0-3-3	1	1	1	2	3	14
NORTH FLORIDA	*	24	6-9	2-2	3-4	0-2-2	3	2	0	1	2	17
at Ole Miss						--DNP--						
MISSOURI						--DNP--						
at South Carolina						--DNP--						
ALABAMA		17	2-6	1-4	1-2	1-0-1	3	1	2	0	0	6
at LSU	*	28	3-13	0-2	1-2	2-5-7	2	3	2	1	1	7
at Mississippi State	*	32	5-14	1-5	1-2	1-1-2	3	1	3	0	1	12
OLE MISS	*	38	3-9	2-3	3-4	0-2-2	4	3	3	0	2	11
at Kentucky	*	38	4-12	1-4	3-4	0-7-7	3	2	3	1	4	12
FLORIDA												
ARKANSAS												
SOUTH CAROLINA												
at Alabama												
TEXAS A&M												
at Tennessee												
at Georgia												
VANDERBILT												

CAREER HIGHS (incl. 18-19 at Baylor)

Points	31	vs. N.C. A&T	12/15/22
Rebounds	14	vs. Florida	2/14/22
Assists	6	vs. Charleston So.	11/26/21
Blocks	4	at Alabama	1/2/22
Steals	5	6x; last vs. N.C. A&T	12/15/22
Field Goals	10	3x; last vs. N.C. A&T	12/15/22
Field Goal Attempts	20	vs. Florida	2/14/22
3-Point Field Goals	4	5x; last vs. N.C. A&T	12/15/22
3-Point FG Attempts	8	3x; last vs. N.C. A&T	12/15/22
Free Throws	8	at Arkansas	1/31/21
Free Throw Attempts	9	3x; last vs. N.C. A&T	12/15/22

SCOTT-GRAYSON'S CAREER STATISTICS

SEASON	TEAM	GP-GS	MIN/AVG	Field Goals		3-Point		F-Throws		Rebounds				Scoring						
				FG-FGA	FG%	3FG-3FGA	3FG%	FT-FTA	FT%	OFF	DEF	TOT	AVG	PF-FO	A	TO	BLK	STL	PTS	AVG
2018-19	Baylor	29-0	193/6.7	25-51	.490	5-11	.455	19-26	.731	10	15	25	0.9	26-1	24	24	3	9	74	2.6
2020-21	AUB	24-24	680/28.4	129-318	.406	22-73	.301	67-88	.761	21	78	99	4.1	58-0	41	47	5	50	347	14.5
2021-22	AUB	28-27	870/31.1	135-342	.395	19-74	.257	74-110	.673	34	125	159	5.7	76-3	53	68	10	37	363	13.0
2022-23	AUB	17-16	461/27.1	84-194	.433	30-69	.435	40-55	.727	11	54	65	3.8	47-1	37	42	10	30	238	14.0
TOTAL FOR AUB		69-67	2011/29.1	348-854	.407	71-216	.329	181-253	.715	66	257	323	4.7	181-4	131	157	25	117	948	13.7
TOTAL		98-67	2204/22.5	373-905	.412	76-227	.335	200-279	.717	76	272	348	3.6	207-5	155	181	28	126	1022	10.4



Carsen McFADDEN

#24

Junior • Guard • 5-7
Fairview, Texas • Lovejoy HS

- Career-high 4 points in 4 minutes against UL-Lafayette (12/11); matched that along with career-high 2 steals vs. Samford (12/18)
- Career-high 3 rebounds while playing 6 minutes vs. UCF (12/3)
- Made first career 3-pointer in final minute vs. Alabama State; also had 1 rebound and 1 assist (11/20)
- Played in 8 games as a sophomore, averaging 3.6 minutes per game
- Appeared in 6 games as a freshman in 2020-21
- All-state selection at Lovejoy HS as a senior and two-year team captain
- Owns high school records for rebounds in a single game (19), season (340) and career (1,047) and steals in a game (15), season (145) and career (418)
- Has a twin sister, Claire, who also attends Auburn

SEASON HIGHS

Points	4	2x; last vs Samford	12/18/22
Rebounds	3	vs. UCF	12/3/22
Assists	1	vs Alabama State	11/20/22
Blocks			
Steals	2	vs Samford	12/18/22
Field Goals	2	vs Samford	12/18/22
Field Goal Attempts	5	vs. UCF	12/3/22
3-Point Field Goals	1	vs Alabama State	11/20/22
3-Point FG Attempts	2	vs. N.C. A&T	12/15/22
Free Throws	2	vs. UL-Lafayette	12/11/22
Free Throw Attempts	3	vs. UL-Lafayette	12/11/22

CAREER HIGHS

Points	4	2x; last vs Samford	12/18/22
Rebounds	3	vs. UCF	12/3/22
Assists	3	vs. South Alabama	12/13/20
Blocks			
Steals	2	vs Samford	12/18/22
Field Goals	2	vs Samford	12/18/22
Field Goal Attempts	5	vs. UCF	12/3/22
3-Point Field Goals	1	vs Alabama State	11/20/22
3-Point FG Attempts	2	vs. N.C. A&T	12/15/22
Free Throws	2	vs. UL-Lafayette	12/11/22
Free Throw Attempts	3	vs. UL-Lafayette	12/11/22

Opponent	Start	Min.	FG-A	3PT-A	FT-A	O-D-T	PF	Ast.	TO	Blk.	St.	Pts.
SAM HOUSTON		2	0-1	0-1	0-0	0-0-0	0	0	0	0	0	0
SOUTH ALABAMA						--DNP--						
GEORGIA TECH						--DNP--						
ALABAMA STATE		5	1-2	1-1	0-0	0-1-1	2	1	0	0	0	3
vs. Indiana						--DNP--						
vs. Colorado State						--DNP--						
LITTLE ROCK		2	0-1	0-0	0-0	0-0-0	0	0	0	0	0	0
UCF		6	0-5	0-1	0-0	2-1-3	0	0	0	0	0	0
UL-LAFAYETTE		4	1-1	0-0	2-3	2-0-2	0	0	0	0	0	4
NORTH CAROLINA A&T		3	0-2	0-2	0-0	0-1-1	2	0	0	0	0	0
SAMFORD		10	2-3	0-0	0-0	0-0-0	0	0	1	0	2	4
NORTH FLORIDA		4	0-0	0-0	0-0	1-1-2	0	0	0	0	0	0
at Ole Miss		3	0-0	0-0	0-0	0-0-0	1	0	0	0	0	0
MISSOURI						--DNP--						
at South Carolina		3	0-0	0-0	0-0	0-0-0	0	0	0	0	0	0
ALABAMA		2	0-1	0-1	0-0	0-0-0	0	0	0	0	0	0
at LSU		2	0-0	0-0	0-0	0-1-1	0	0	0	0	0	0
at Mississippi State						--DNP--						
OLE MISS						--DNP--						
at Kentucky						--DNP--						
FLORIDA												
ARKANSAS												
SOUTH CAROLINA												
at Alabama												
TEXAS A&M												
at Tennessee												
at Georgia												
VANDERBILT												

McFADDEN'S CAREER STATISTICS

SEASON	TEAM	GP-GS	MIN/AVG	Field Goals		3-Point		F-Throws		Rebounds				Scoring						
				FG-FGA	FG%	3FG-3FGA	3FG%	FT-FTA	FT%	OFF	DEF	TOT	AVG	PF-FO	A	TO	BLK	STL	PTS	AVG
2020-21	AUB	6-0	20/3.3	1-3	.333	0-0	.000	1-2	.500	2	1	3	0.5	0-0	4	1	0	1	3	0.5
2021-22	AUB	8-0	29/3.6	1-6	.167	0-1	.000	0-0	.000	0	4	4	0.5	6-0	1	4	0	0	2	0.3
2022-23	AUB	12-0	46/3.8	4-16	.250	1-6	.167	2-3	.667	5	5	10	0.8	5-0	1	1	0	2	11	0.9
TOTAL		26-0	95/3.6	6-25	.240	1-7	.143	3-5	.600	7	10	17	0.7	11-0	6	6	0	3	16	0.6



Kharyssa RICHARDSON

#33

Freshman • Forward • 6-2
Douglasville, Ga. • New Manchester HS

- Came off bench for first time and scored season-high 11 points vs. Alabama (1/8)
- Scored 10 points along with 6 rebounds in win over North Florida (12/20)
- Returned after missing 3 games with injury vs. North Carolina A&T; had 8 points, 6 rebounds and season-high 2 blocks
- Season-high 9 rebounds vs. Colorado State (11/26) before leaving game with injury late in 4th quarter
- Started in Auburn debut vs. Sam Houston with 5 points, 7 rebounds, 2 steals (11/8)
- Averaged 18.3 points, 8.9 rebounds, 1.9 steals, 1.9 blocks, 1.2 assists as a high school senior
- Georgia Class 5A all-state selection in 2021 as a junior
- In 103 high school games, averaged 13.1 points, 7.5 rebounds, 1.8 blocks, 1.7 steals, 1.0 assists

SEASON/CAREER HIGHS

Points	11 vs. Alabama	1/8/23
Rebounds	9 vs. Colorado State	11/26/22
Assists	2 at Mississippi State	1/19/23
Blocks	2 3x; last at LSU	1/15/23
Steals	3 vs Samford	12/18/22
Field Goals	5 at LSU	1/15/23
Field Goal Attempts	11 vs. Ole Miss	1/22/23
3-Point Field Goals		
3-Point FG Attempts	2 vs Georgia Tech	11/16/22
Free Throws	5 vs. Alabama	1/8/23
Free Throw Attempts	5 2x; last vs. Alabama	1/8/23

Opponent	Start	Min.	FG-A	3PT-A	FT-A	O-D-T	PF	Ast.	TO	Blk.	St.	Pts.
SAM HOUSTON	*	24	2-9	0-0	1-2	4-3-7	3	0	3	1	2	5
SOUTH ALABAMA	*	33	4-8	0-1	1-2	3-4-7	3	0	5	1	1	9
GEORGIA TECH	*	10	1-3	0-2	0-0	0-2-2	1	0	0	0	1	2
ALABAMA STATE	*	18	4-5	0-0	0-0	5-1-6	2	0	1	1	0	8
vs. Indiana	*	9	1-2	0-0	0-0	0-2-2	2	0	1	0	1	2
vs. Colorado State	*	21	2-3	0-0	0-0	2-7-9	3	0	2	0	1	4
LITTLE ROCK						--DNP--						
UCF						--DNP--						
UL-LAFAYETTE						--DNP--						
NORTH CAROLINA A&T	*	23	4-8	0-0	0-0	2-4-6	3	0	0	2	1	8
SAMFORD	*	22	4-9	0-0	0-0	2-2-4	3	1	1	2	3	8
NORTH FLORIDA	*	26	3-6	0-0	4-5	0-6-6	3	0	2	0	1	10
at Ole Miss	*	31	3-8	0-1	2-2	6-2-8	2	0	2	1	1	8
MISSOURI	*	13	0-4	0-0	2-2	0-3-3	2	0	0	1	0	2
at South Carolina	*	14	0-1	0-0	0-2	0-1-1	2	0	1	0	0	0
ALABAMA		21	3-9	0-0	5-5	2-1-3	2	0	1	0	0	11
at LSU	*	25	5-10	0-1	0-2	2-3-5	3	1	2	2	1	10
at Mississippi State	*	15	2-5	0-0	2-2	0-0-0	4	2	1	0	1	6
OLE MISS	*	17	3-11	0-0	2-2	3-1-4	2	0	0	1	1	8
at Kentucky	*	20	2-7	0-0	3-3	4-1-5	3	0	0	2	0	7
FLORIDA												
ARKANSAS												
SOUTH CAROLINA												
at Alabama												
TEXAS A&M												
at Tennessee												
at Georgia												
VANDERBILT												

RICHARDSON'S CAREER STATISTICS

		Field Goals		3-Point		F-Throws		Rebounds				Scoring								
SEASON	TEAM	GP-GS	MIN/AVG	FG-FGA	FG%	3FG-3FGA	3FG%	FT-FTA	FT%	OFF	DEF	TOT	AVG	PF-FO	A	TO	BLK	STL	PTS	AVG
2022-23	AUB	17-16	342/20.1	43-108	.398	0-5	.000	22-29	.759	35	43	78	4.6	43-0	4	22	14	15	108	6.4
TOTAL		17-16	342/20.1	43-108	.398	0-5	.000	22-29	.759	35	43	78	4.6	43-0	4	22	14	15	108	6.4



Precious JOHNSON

#51

Junior • Center • 6-5
 Baytown, Texas • Sterling HS • Texas

- Scored season-high 13 points on 5-6 shooting along with 6 rebounds at LSU (1/15)
- 4 points, 7 rebounds in first action of 2022-23 season vs. Georgia Tech (11/16); missed first two games with illness
- Played in 12 games, earning 8 starts in 2021-22; averaged 5.2 points, 4.0 rebounds, 1.2 blocks, 0.7 steals
- Enrolled at Auburn for spring 2022 semester; finished fall semester at Texas after signing with Auburn in October
- First double-double with career-high 18 points and 10 rebounds at Kentucky (2/27)
- Appeared in nine games at Texas as a freshman in 2020-21; averaged 4.0 minutes per appearance
- Ranked as No. 33 post player in class of 2020 by ESPN HoopGurlz

SEASON HIGHS

Points	13	at LSU	1/15/23
Rebounds	7	2x; last vs. UCF	12/3/22
Assists			
Blocks	1	5x; last at Mississippi State	1/19/23
Steals	1	4x; last vs. North Florida	12/20/22
Field Goals	5	at LSU	1/15/23
Field Goal Attempts	6	2x; last at Kentucky	1/26/23
3-Point Field Goals			
3-Point FG Attempts			
Free Throws	3	3x; last at LSU	1/15/23
Free Throw Attempts	6	2x; last at LSU	1/15/23

Opponent	Start	Min.	FG-A	3PT-A	FT-A	O-D-T	PF	Ast.	TO	Blk.	St.	Pts.
SAM HOUSTON						--DNP--						
SOUTH ALABAMA						--DNP--						
GEORGIA TECH		17	2-4	0-0	0-0	6-1-7	4	0	2	1	0	4
ALABAMA STATE		14	1-4	0-0	0-0	1-2-3	2	0	1	0	1	2
vs. Indiana		23	3-4	0-0	2-6	4-1-5	1	0	2	0	0	8
vs. Colorado State		7	1-1	0-0	2-2	0-0-0	0	0	0	0	1	4
LITTLE ROCK		17	1-5	0-0	0-0	3-0-3	2	0	0	1	0	2
UCF		19	2-2	0-0	0-0	4-3-7	2	0	3	0	0	4
UL-LAFAYETTE		15	1-2	0-0	3-4	2-0-2	3	0	1	0	1	5
NORTH CAROLINA A&T		12	1-2	0-0	1-2	4-0-4	4	0	0	0	0	3
SAMFORD		18	4-5	0-0	3-4	2-3-5	1	0	2	0	0	11
NORTH FLORIDA		12	1-3	0-0	0-0	1-0-1	0	0	1	1	1	2
at Ole Miss	*	11	0-0	0-0	0-0	0-2-2	5	0	1	0	0	0
MISSOURI		9	1-1	0-0	0-0	0-0-0	0	0	0	0	0	2
at South Carolina		17	0-0	0-0	0-0	2-0-2	4	0	0	1	0	0
ALABAMA	*	16	0-0	0-0	2-2	1-3-4	3	0	3	0	0	2
at LSU	*	29	5-6	0-0	3-6	6-0-6	3	0	1	0	0	13
at Mississippi State		18	1-3	0-0	0-0	1-2-3	3	0	1	1	0	2
OLE MISS		12	0-0	0-0	2-2	0-1-1	3	0	1	0	0	2
at Kentucky		17	4-6	0-0	0-0	1-2-3	2	0	0	0	0	8
FLORIDA												
ARKANSAS												
SOUTH CAROLINA												
at Alabama												
TEXAS A&M												
at Tennessee												
at Georgia												
VANDERBILT												

CAREER HIGHS

Points	18	at Kentucky	2/27/22
Rebounds	10	at Kentucky	2/27/22
Assists			
Blocks	3	vs. Alabama	1/23/22
Steals	1	10x; last vs. North Florida	12/20/22
Field Goals	6	at Kentucky	2/27/22
Field Goal Attempts	14	at Kentucky	2/27/22
3-Point Field Goals			
3-Point FG Attempts			
Free Throws	6	at Kentucky	2/27/22
Free Throw Attempts	8	at Kentucky	2/27/22

JOHNSON'S CAREER STATISTICS

SEASON	TEAM	GP-GS	MIN/AVG	Field Goals		3-Point		F-Throws		Rebounds				Scoring						
				FG-FGA	FG%	3FG-3FGA	3FG%	FT-FTA	FT%	OFF	DEF	TOT	AVG	PF-FO	A	TO	BLK	STL	PTS	AVG
2020-21	UT	9-0	36/4.0	0-4	.000	0-0	.000	2-4	.500	2	3	5	0.6	9-0	0	2	1	1	2	0.2
2021-22	AUB	12-8	242/20.1	24-53	.453	0-0	.000	14-28	.500	24	24	48	4.0	39-0	0	17	14	8	62	5.2
2022-23	AUB	18-3	283/15.7	28-48	.583	0-0	.000	18-28	.643	38	20	58	3.2	42-1	0	19	5	4	74	4.1
TOTAL FOR AUB		30-11	525/17.5	52-101	.515	0-0	.000	32-56	.571	62	44	106	3.5	81-1	0	36	19	12	136	4.5
TOTAL		39-11	560/14.4	52-105	.495	0-0	.000	34-60	.567	64	47	111	2.8	90-1	0	38	20	13	138	3.5

Exhibition | Nov. 3, 2022 | Auburn, Ala. Auburn 81, Tuskegee 59

NCAA Logo, Official Basketball Box Score - Final, Tuskegee at Auburn, 11/03/22 Neville Arena, Auburn, Ala. Game Time: 7:00 PM, Game Duration: 2:07. Officials: Kyle Galloway, Stephanie Barksdale, Timothy Greene.

Tuskegee - 59. Record: 0-0. Shooting By Period: 1st FG% 5-24 (20.8%), 2nd FG% 5-20 (25.0%), 3rd FG% 0-2 (0.0%), 4th FG% 2-14 (14.3%). Rebounds: 24-27-51. Fouls: 18-23-59. Technical Fouls: NONE.

Auburn - 81. Record: 0-0. Shooting By Period: 1st FG% 8-21 (38.1%), 2nd FG% 6-15 (40.0%), 3rd FG% 3-4 (75%), 4th FG% 8-13 (61.5%). Rebounds: 30-65-117. Fouls: 14-15-15-8-1-22. Technical Fouls: Duhan 3 (0-2).

Summary statistics for Auburn vs Tuskegee. Includes Biggest lead, Best Scoring Run, Lead Changes, Times Tied, Time with Lead, Points from Turnovers, Paint, Second Chance, Fast Breaks, Bench, and Period by Period Scoring.

Game 1 | Nov. 8, 2022 | Auburn, Ala. Auburn 90, Sam Houston 76

NCAA Logo, Official Basketball Box Score - Final, Sam Houston at Auburn, 11/08/22 Neville Arena, Auburn, Ala. Game Time: 7:00 PM, Game Duration: 2:22, Attendance: 1,913. Officials: Chaney Muench, Teresa Stuck, Kac Beverley.

Sam Houston - 76. Record: 0-1. Shooting By Period: 1st FG% 6-14 (42.9%), 2nd FG% 5-13 (38.5%), 3rd FG% 1-4 (25.0%), 4th FG% 7-17 (41.2%). Rebounds: 21-56-77. Fouls: 20-25-45-27-30-76. Technical Fouls: NONE.

Auburn - 90. Record: 1-0. Shooting By Period: 1st FG% 7-12 (58.3%), 2nd FG% 10-26 (38.5%), 3rd FG% 2-3 (66.7%), 4th FG% 10-18 (55.6%). Rebounds: 33-71-104. Fouls: 19-13-13-9-5-14. Technical Fouls: NONE.

Summary statistics for Auburn vs Sam Houston. Includes Biggest lead, Best Scoring Run, Lead Changes, Times Tied, Time with Lead, Points from Turnovers, Paint, Second Chance, Fast Breaks, Bench, and Period by Period Scoring.

Game 2 | Nov. 10, 2022 | Auburn, Ala. Auburn 71, South Alabama 62

NCAA Logo, Official Basketball Box Score - Final, South Alabama at Auburn, 11/10/22 Neville Arena, Auburn, Ala. Game Time: 7:00 PM, Game Duration: 2:05, Attendance: 1,955. Officials: Katie Lukanich, Roy Gubnyan, Natasha Camy.

South Alabama - 62. Record: 1-1. Shooting By Period: 1st FG% 4-15 (26.7%), 2nd FG% 5-16 (31.3%), 3rd FG% 5-13 (38.5%), 4th FG% 7-19 (36.8%). Rebounds: 22-25-47. Fouls: 16-24-62. Technical Fouls: NONE.

Auburn - 71. Record: 2-0. Shooting By Period: 1st FG% 4-15 (26.7%), 2nd FG% 8-18 (44.4%), 3rd FG% 0-4 (0.0%), 4th FG% 7-16 (43.8%). Rebounds: 23-61-84. Fouls: 9-15-9-9-9-9. Technical Fouls: NONE.

Summary statistics for Auburn vs South Alabama. Includes Biggest lead, Best Scoring Run, Lead Changes, Times Tied, Time with Lead, Points from Turnovers, Paint, Second Chance, Fast Breaks, Bench, and Period by Period Scoring.

Game 3 | Nov. 16, 2022 | Auburn, Ala. Georgia Tech 57, Auburn 51

NCAA Logo, Official Basketball Box Score - Final, Georgia Tech at Auburn, 11/16/22 Neville Arena, Auburn, Ala. Game Time: 7:00 PM, Game Duration: 2:06, Attendance: 1,932. Officials: Maj Forsberg, Eric Brewton, Meadow Overstreet.

Georgia Tech - 57. Record: 3-0. Shooting By Period: 1st FG% 7-11 (63.6%), 2nd FG% 6-10 (60.0%), 3rd FG% 1-1 (100%), 4th FG% 4-10 (40%). Rebounds: 20-50-70. Fouls: 8-22-8-2-4-6. Technical Fouls: NONE.

Auburn - 51. Record: 2-1. Shooting By Period: 1st FG% 1-8 (12.5%), 2nd FG% 2-12 (16.7%), 3rd FG% 0-4 (0.0%), 4th FG% 7-13 (53.8%). Rebounds: 20-76-96. Fouls: 8-19-9-4-2-6. Technical Fouls: NONE.

Summary statistics for Auburn vs Georgia Tech. Includes Biggest lead, Best Scoring Run, Lead Changes, Times Tied, Time with Lead, Points from Turnovers, Paint, Second Chance, Fast Breaks, Bench, and Period by Period Scoring.

Game 4 | Nov. 20, 2022 | Auburn, Ala. Auburn 88, Alabama State 49

Official Basketball Box Score - Final. Auburn St. at Auburn. 11/20/22 Neville Arena, Auburn, Ala. 2022-23 Women's Basketball. Game Time: 2:00 PM. Game Duration: 1:58. Attendance: 2,065. Officials: Saif Esho, Stephanie Barksdale, Royce Bevins.

Shooting By Period. 1st FG% 5-13 38.5%, 3PT% 0-4 0.0%, FT% 1-2 50%. 2nd FG% 5-18 27.8%, 3PT% 2-3 66.7%, FT% 0-0 0%. 3rd FG% 4-10 40.0%, 3PT% 0-4 0.0%, FT% 4-5 80%. 4th FG% 6-16 37.5%, 3PT% 1-3 33.3%, FT% 1-3 33.3%. GM FG% 20-57 35.1%, 3PT% 3-14 21.4%, FT% 6-10 60.0%. Dead Ball Rebounds: 3, 0.

Technical Fouls: NONE. Dead Ball Rebounds: 3, 0. Biggest lead: 3 (1st 8:59), 39 (4th 0:44). Best Scoring Run: 5 (2nd 8:23), 9 (1st 5:26). Lead Changes: 1. Times Tied: 1. Time with Lead: 03:07 (ASU), 36:17 (Auburn).

Game 5 | Nov. 25, 2022 | Las Vegas, Nev. #6/5 Indiana 96, Auburn 81

Official Basketball Box Score - Final. Indiana at Auburn. 11/25/22 Mirage, Las Vegas. 2022-23 Women's Basketball. Game Time: 5:45 PM. Game Duration: 2:01. Attendance: 944. Officials: Eric Brewton, Doug Night, Ashley Birch.

Shooting By Period. 1st FG% 9-14 64.3%, 3PT% 2-6 33.3%, FT% 5-6 83.3%. 2nd FG% 8-18 44.4%, 3PT% 4-9 44.4%, FT% 6-7 85.7%. 3rd FG% 7-15 46.7%, 3PT% 1-6 16.7%, FT% 2-2 100%. 4th FG% 9-14 64.3%, 3PT% 1-2 50.0%, FT% 9-10 90%. GM FG% 33-61 54.1%, 3PT% 8-23 34.8%, FT% 22-25 88.0%. Dead Ball Rebounds: 6, 1.

Technical Fouls: NONE. Dead Ball Rebounds: 6, 1. Biggest lead: 15 (2nd 3:55), 2 (1st 6:47). Best Scoring Run: 11 (2nd 4:57), 6 (3rd 0:14). Lead Changes: 6. Times Tied: 5. Time with Lead: 35:50 (IND), 01:03 (AUB).

Game 6 | Nov. 26, 2022 | Las Vegas, Nev. Auburn 74, Colorado State 73

Official Basketball Box Score - Final. Auburn at Colorado St. 11/26/22 Mirage, Las Vegas. 2022-23 Women's Basketball. Game Time: 3:30 PM. Game Duration: 2:51. Attendance: 1,855. Officials: Doug Knight, Kaiti Enterline, Amy Krommenhoek.

Shooting By Period. 1st FG% 7-16 43.8%, 3PT% 1-4 25.0%, FT% 2-4 50%. 2nd FG% 9-15 60.0%, 3PT% 3-3 100.0%, FT% 4-4 100%. 3rd FG% 4-14 28.6%, 3PT% 1-3 33.3%, FT% 3-4 75%. 4th FG% 7-14 50.0%, 3PT% 0-4 0.0%, FT% 6-8 75%. GM FG% 27-59 45.8%, 3PT% 5-14 35.7%, FT% 15-20 75.0%. Dead Ball Rebounds: 3, 1.

Technical Fouls: NONE. Dead Ball Rebounds: 3, 1. Biggest lead: 6 (3rd 6:09), 8 (2nd 7:12). Best Scoring Run: 6 (3rd 8:34), 7 (2nd 7:12). Lead Changes: 13. Times Tied: 8. Time with Lead: 19:39 (AUBURN), 15:59 (CSU).

Game 7 | Nov. 30, 2022 | Auburn, Ala. Auburn 70, Little Rock 48

Official Basketball Box Score - Final. Little Rock at Auburn. 11/30/22 Neville Arena, Auburn, Ala. 2022-23 Women's Basketball. Game Time: 12:00 PM. Game Duration: 1:55. Attendance: 1,855. Officials: Brian Hall, Chaney Muench, Saif Esho.

Shooting By Period. 1st FG% 7-16 43.8%, 3PT% 1-4 25.0%, FT% 2-4 50%. 2nd FG% 9-15 60.0%, 3PT% 3-3 100.0%, FT% 4-4 100%. 3rd FG% 4-14 28.6%, 3PT% 1-3 33.3%, FT% 3-4 75%. 4th FG% 7-14 50.0%, 3PT% 0-4 0.0%, FT% 6-8 75%. GM FG% 27-59 45.8%, 3PT% 5-14 35.7%, FT% 15-20 75.0%. Dead Ball Rebounds: 3, 1.

Technical Fouls: NONE. Dead Ball Rebounds: 3, 1. Biggest lead: 0 (1st 10:00), 26 (3rd 3:56). Best Scoring Run: 4 (1st 3:24), 10 (2nd 9:41). Lead Changes: 0. Times Tied: 0. Time with Lead: 00:00 (LR), 39:42 (Auburn).

Game 8 | Dec. 3, 2022 | Auburn, Ala. Auburn 86, UCF 46

NCAA Official Basketball Box Score - Final UCF at Auburn 12/03/22 Neville Arena, Auburn, Ala. 2022-23 Women's Basketball

Box score for UCF vs Auburn. Includes player stats for UCF (20 players) and Auburn (15 players). Team totals: UCF 46, Auburn 86.

Box score for Auburn vs UCF. Includes player stats for Auburn (15 players) and UCF (20 players). Team totals: Auburn 86, UCF 46.

Summary statistics for Game 8. Includes Biggest lead, Best Scoring Run, Lead Changes, Times Tied, Time with Lead, and Points from Turnovers.

Game 10 | Dec. 15, 2022 | Auburn, Ala. Auburn 79, North Carolina A&T 63

NCAA Official Basketball Box Score - Final N.C. A&T at Auburn 12/15/22 Neville Arena, Auburn, Ala. 2022-23 Women's Basketball

Box score for N.C. A&T vs Auburn. Includes player stats for N.C. A&T (20 players) and Auburn (15 players). Team totals: N.C. A&T 63, Auburn 79.

Box score for Auburn vs N.C. A&T. Includes player stats for Auburn (15 players) and N.C. A&T (20 players). Team totals: Auburn 79, N.C. A&T 63.

Summary statistics for Game 10. Includes Biggest lead, Best Scoring Run, Lead Changes, Times Tied, Time with Lead, and Points from Turnovers.

Game 9 | Dec. 11, 2022 | Auburn, Ala. Auburn 81, Louisiana-Lafayette 41

NCAA Official Basketball Box Score - Final Louisiana at Auburn 12/11/22 Neville Arena, Auburn, Ala. 2022-23 Women's Basketball

Box score for Louisiana vs Auburn. Includes player stats for Louisiana (20 players) and Auburn (15 players). Team totals: Louisiana 41, Auburn 81.

Box score for Auburn vs Louisiana. Includes player stats for Auburn (15 players) and Louisiana (20 players). Team totals: Auburn 81, Louisiana 41.

Summary statistics for Game 9. Includes Biggest lead, Best Scoring Run, Lead Changes, Times Tied, Time with Lead, and Points from Turnovers.

Game 11 | Dec. 18, 2022 | Auburn, Ala. Auburn 91, Samford 37

NCAA Official Basketball Box Score - Final Samford at Auburn 12/18/22 Neville Arena, Auburn, Ala. 2022-23 Women's Basketball

Box score for Samford vs Auburn. Includes player stats for Samford (20 players) and Auburn (15 players). Team totals: Samford 37, Auburn 91.

Box score for Auburn vs Samford. Includes player stats for Auburn (15 players) and Samford (20 players). Team totals: Auburn 91, Samford 37.

Summary statistics for Game 11. Includes Biggest lead, Best Scoring Run, Lead Changes, Times Tied, Time with Lead, and Points from Turnovers.

Game 12 | Dec. 20, 2022 | Auburn, Ala.
Auburn 77, North Florida 49

North Florida - 49 Record: 3-6
 Shooting By Period
 1st FG% 5-13 38.5%
 3PT% 2-6 33.3%
 FT% 1-2 50%
 2nd FG% 3-13 23.1%
 3PT% 1-3 33.3%
 FT% 3-4 75%
 3rd FG% 4-14 28.6%
 3PT% 3-5 60.0%
 FT% 5-6 83.3%
 4th FG% 4-15 26.7%
 3PT% 1-4 25.0%
 FT% 1-4 25%
 GM FG% 16-55 29.1%
 3PT% 7-18 38.9%
 FT% 10-16 62.5%
 Technical Fouls: NONE
 Dead Ball Rebounds: 6, 1

Auburn - 77 Record: 10-2
 Shooting By Period
 1st FG% 8-14 57.1%
 3PT% 2-4 50.0%
 FT% 2-2 100%
 2nd FG% 7-14 50.0%
 3PT% 1-2 50.0%
 FT% 3-4 75%
 3rd FG% 8-14 57.1%
 3PT% 1-3 33.3%
 FT% 5-7 71.4%
 4th FG% 7-15 46.7%
 3PT% 2-3 66.7%
 FT% 1-2 50%
 GM FG% 30-57 52.6%
 3PT% 6-12 50.0%
 FT% 11-15 73.3%
 Technical Fouls: NONE
 Dead Ball Rebounds: 1, 1

	UNF	Auburn
Biggest lead	1 (1st 4:54)	28 (4th 0:09)
Best Scoring Run	5 (1st 4:54)	13 (2nd 7:56)
Lead Changes	2	2
Times Tied	2	2
Time with Lead	00:14	37:34

Points from	UNF	Auburn
Turnovers	11	25
Paint	8	28
Second Chance	10	4
Fast Breaks	2	20
Bench	12	19

Period by Period Scoring	1st	2nd	3rd	4th	TOT
UNF	13	10	16	10	49
Auburn	20	18	22	17	77

Game 13 | Dec. 29, 2022 | Oxford, Miss.
Ole Miss 79, Auburn 47

Auburn at Ole Miss Record: 10-3 (0-1)
 Shooting By Period
 1st FG% 3-14 21.4%
 3PT% 0-4 0.0%
 FT% 5-6 83.3%
 2nd FG% 4-11 36.4%
 3PT% 0-2 0.0%
 FT% 4-4 100%
 3rd FG% 4-17 23.5%
 3PT% 0-2 0.0%
 FT% 5-13 38.5%
 4th FG% 4-18 22.2%
 3PT% 0-2 0.0%
 FT% 3-5 60.0%
 GM FG% 15-60 25.0%
 3PT% 0-10 0.0%
 FT% 17-28 60.7%
 Technical Fouls: NONE
 Dead Ball Rebounds: 5, 0

Ole Miss - 79 Record: 12-2 (1-0)
 Shooting By Period
 1st FG% 7-13 53.8%
 3PT% 1-3 33.3%
 FT% 4-4 100%
 2nd FG% 9-22 40.9%
 3PT% 1-3 33.3%
 FT% 1-1 100%
 3rd FG% 11-19 57.9%
 3PT% 2-4 50.0%
 FT% 2-9 22.2%
 4th FG% 4-14 28.6%
 3PT% 0-3 0.0%
 FT% 6-8 75%
 GM FG% 31-68 45.6%
 3PT% 4-13 30.8%
 FT% 13-22 59.1%
 Technical Fouls: NONE
 Dead Ball Rebounds: 6, 1

	AUB	OM
Biggest lead	0 (1st 10:00)	35 (4th 2:22)
Best Scoring Run	4 (2nd 5:25)	9 (1st 7:07)
Lead Changes	0	0
Times Tied	1	1
Time with Lead	00:00	39:26

Points from	AUB	OM
Turnovers	8	19
Paint	20	52
Second Chance	9	12
Fast Breaks	5	13
Bench	15	21

Period by Period Scoring	1st	2nd	3rd	4th	TOT
AUB	11	12	13	11	47
OM	19	20	26	14	79

Game 14 | Jan. 1, 2023 | Auburn, Ala.
Missouri 62, Auburn 56

Missouri at Auburn Record: 13-2 (2-0)
 Shooting By Period
 1st FG% 4-16 25.0%
 3PT% 1-9 11.1%
 FT% 1-2 50%
 2nd FG% 6-12 50.0%
 3PT% 2-4 50.0%
 FT% 5-8 62.5%
 3rd FG% 8-14 57.1%
 3PT% 0-3 0.0%
 FT% 3-3 100%
 4th FG% 5-11 45.5%
 3PT% 4-5 80.0%
 FT% 0-1 0%
 GM FG% 23-53 43.4%
 3PT% 7-21 33.3%
 FT% 9-14 64.3%
 Technical Fouls: NONE
 Dead Ball Rebounds: 2, 2

Auburn - 56 Record: 10-4 (0-2)
 Shooting By Period
 1st FG% 6-15 40.0%
 3PT% 1-2 50.0%
 FT% 0-0 0%
 2nd FG% 3-13 23.1%
 3PT% 0-3 0.0%
 FT% 9-10 90%
 3rd FG% 4-12 33.3%
 3PT% 1-3 33.3%
 FT% 4-5 80%
 4th FG% 5-10 50.0%
 3PT% 0-4 0.0%
 FT% 5-6 83.3%
 GM FG% 18-50 36.0%
 3PT% 2-12 16.7%
 FT% 18-21 85.7%
 Technical Fouls: NONE
 Dead Ball Rebounds: 3, 2

	Mizzou	Auburn
Biggest lead	10 (3rd 2:48)	3 (1st 3:42)
Best Scoring Run	8 (3rd 2:48)	7 (1st 3:42)
Lead Changes	9	4
Times Tied	4	3
Time with Lead	26:03	11:13

Points from	Mizzou	Auburn
Turnovers	6	13
Paint	28	20
Second Chance	4	3
Fast Breaks	14	9
Bench	17	19

Period by Period Scoring	1st	2nd	3rd	4th	TOT
Mizzou	10	19	19	14	62
Auburn	13	15	13	15	56

Game 15 | Jan. 5, 2023 | Columbia, S.C.
#1 South Carolina 94, Auburn 42

Auburn at South Carolina Record: 10-5 (0-3)
 Shooting By Period
 1st FG% 3-17 17.6%
 3PT% 1-2 50.0%
 FT% 0-0 0%
 2nd FG% 5-14 35.7%
 3PT% 1-3 33.3%
 FT% 2-6 33.3%
 3rd FG% 4-15 26.7%
 3PT% 0-1 0%
 FT% 1-4 25%
 4th FG% 6-17 35.3%
 3PT% 0-2 0.0%
 FT% 1-2 50%
 GM FG% 18-63 28.6%
 3PT% 2-8 25.0%
 FT% 4-12 33.3%
 Technical Fouls: NONE
 Dead Ball Rebounds: 4, 0

South Carolina - 94 Record: 15-0 (3-0)
 Shooting By Period
 1st FG% 6-15 40.0%
 3PT% 1-2 50.0%
 FT% 0-0 0%
 2nd FG% 3-13 23.1%
 3PT% 0-3 0.0%
 FT% 9-10 90%
 3rd FG% 4-12 33.3%
 3PT% 1-3 33.3%
 FT% 4-5 80%
 4th FG% 5-10 50.0%
 3PT% 0-4 0.0%
 FT% 5-6 83.3%
 GM FG% 18-50 36.0%
 3PT% 2-12 16.7%
 FT% 18-21 85.7%
 Technical Fouls: NONE
 Dead Ball Rebounds: 3, 2

	AUB	USC
Biggest lead	0 (1st 10:00)	54 (4th 0:11)
Best Scoring Run	3 (1st 2:40)	10 (1st 5:11)
Lead Changes	0	0
Times Tied	1	1
Time with Lead	00:00	39:46

Points from	AUB	USC
Turnovers	5	19
Paint	22	50
Second Chance	6	13
Fast Breaks	4	21
Bench	13	47

Period by Period Scoring	1st	2nd	3rd	4th	TOT
AUB	7	13	9	13	42
USC	26	26	21	21	94

Game 16 | Jan. 8, 2023 | Auburn, Ala. Alabama 88, Auburn 57

NCAA Official Basketball Box Score - Final Alabama at Auburn

Auburn - 88 Record: 13-4 (2-2) Detailed box score for Auburn vs Alabama, including player stats and team totals.

Auburn - 57 Record: 10-6 (0-4) Detailed box score for Auburn vs Florida, including player stats and team totals.

Technical Fouls: NONE. Summary statistics including Biggest lead, Best Scoring Run, and Period by Period Scoring.

Game 17 | Jan. 15, 2023 | Baton Rouge, La. #5 LSU 84, Auburn 54

NCAA Official Basketball Box Score - Final Auburn at LSU

Auburn - 54 Record: 10-7 (0-5) Detailed box score for Auburn vs LSU, including player stats and team totals.

LSU - 84 Record: 18-0 (6-0) Detailed box score for LSU vs Auburn, including player stats and team totals.

Technical Fouls: NONE. Summary statistics including Biggest lead, Best Scoring Run, and Period by Period Scoring.

Game 18 | Jan. 19, 2023 | Auburn, Ala. Mississippi State 72, Auburn 58

NCAA Official Basketball Box Score - Final Auburn at Mississippi St.

Auburn - 58 Record: 10-8 (0-6) Detailed box score for Auburn vs Mississippi State, including player stats and team totals.

Mississippi St. - 72 Record: 14-5 (3-3) Detailed box score for Mississippi State vs Auburn, including player stats and team totals.

Technical Fouls: NONE. Summary statistics including Biggest lead, Best Scoring Run, and Period by Period Scoring.

Game 19 | Jan. 22, 2023 | Auburn, Ala. Auburn 77, Ole Miss 76 (OT)

NCAA Official Basketball Box Score - Final Ole Miss at Auburn

Ole Miss - 76 Record: 16-4 (5-2) Detailed box score for Ole Miss vs Auburn, including player stats and team totals.

Auburn - 77 Record: 11-8 (1-6) Detailed box score for Auburn vs Ole Miss, including player stats and team totals.

Technical Fouls: NONE. Summary statistics including Biggest lead, Best Scoring Run, and Period by Period Scoring.

Game 20 | Jan. 26, 2023 | Baton Rouge, La. Auburn 81, Ole Miss 66

NCAA Official Basketball Box Score - Final Auburn at Ole Miss

Auburn - 81 Record: 12-9 (4-4) Detailed box score for Auburn vs Ole Miss, including player stats and team totals.

Game 20 | Jan. 26, 2023 | Lexington, Ky.
Auburn 71, Kentucky 68

Game 21 | Jan. 30, 2023 | Auburn, Ala.
Auburn vs. Florida



Official Basketball Box Score - Final
Auburn at Kentucky
01/26/23 Memorial Coliseum, Lexington
2022-23 Women's Basketball

Game Time: 7:00 PM
Game Duration: 2:08
Attendance: 3,123

Officials: Dee Kantner, Talisa Green, Douglas Knight

Auburn - 71 Record: 12-8 (2-6)

NO.	Name	Min	FG M-A	3P M-A	FT M-A	Rebounds		Fouls		TP	AS	TO	ST	Blocks		+/-	
						OR	DR	TOT	PF					FD	BS		BA
33	Kharyssa Richardson	F 20:00	2-7	0-0	3-3	4	1	5	3	3	7	0	0	0	2	2	4
3	Jakayla Johnson	G 28:27	2-5	0-1	0-0	1	1	2	4	1	4	6	3	1	0	1	5
5	Aicha Coulibaly	G 34:37	7-16	1-2	5-9	2	1	3	0	5	20	4	5	3	0	2	4
10	Sydney Shaw	G 03:46	0-0	0-0	0-0	0	1	1	2	0	0	0	1	0	0	0	-3
23	Honesty Scott-Grayson	G 38:19	4-12	1-4	3-4	0	7	7	3	2	12	2	3	4	1	1	5
12	Mar'shaun Bostic	16:56	2-4	0-0	0-0	0	1	1	1	0	4	1	0	2	1	0	-7
51	Precious Johnson	17:10	4-6	0-0	0-0	1	2	3	2	2	8	0	0	0	0	0	-2
1	Mya Pratcher	08:13	0-1	0-0	0-0	0	0	0	0	0	0	0	0	0	0	0	0
2	Sania Wells	29:42	6-8	0-0	4-4	0	4	4	3	7	16	1	1	1	0	0	8
4	Kaitlyn Duhon	02:50	0-0	0-0	0-0	0	0	0	0	0	0	0	2	0	0	0	1
Team						1		3		4		0		1			
Totals			27:59	2-7	15-20	9	21	30	18	20	71	14	16	11	4	6	3

Shooting By Period

1st	2nd	3rd	4th	GM
FG%	6-15 40.0%	9-18 50.0%	8-13 61.5%	27-59 45.8%
3PT%	1-5 20.0%	1-1 100.0%	0-0 0.0%	2-7 28.6%
FT%	2-3 66.7%	4-4 100%	0-1 0.0%	15-20 75.0%

GM FG%: 27-59 45.8%
3PT%: 2-7 28.6%
FT%: 15-20 75.0%

Dead Ball Rebounds: 5, 0

Technical Fouls: NONE

Kentucky - 68 Record: 9-11 (1-7)

NO.	Name	Min	FG M-A	3P M-A	FT M-A	Rebounds		Fouls		TP	AS	TO	ST	Blocks		+/-	
						OR	DR	TOT	PF					FD	BS		BA
21	Nyah Leveretter	F 25:24	1-2	0-0	3-4	6	5	11	2	2	5	0	3	0	0	0	-5
1	Robyn Benton	G 34:49	7-18	1-6	4-6	0	3	3	1	5	19	1	4	0	1	2	4
5	Blair Green	G 21:45	1-5	1-4	0-0	0	0	0	0	0	3	2	0	0	0	0	6
11	Jada Walker	G 28:14	4-10	0-1	6-7	2	1	3	4	5	14	0	2	1	0	0	9
22	Maddie Scherr	G 37:42	6-11	1-3	3-3	1	7	8	2	3	16	3	2	2	2	1	-5
3	Kennedy Cambridge	14:39	1-4	0-1	0-2	0	2	2	2	1	2	1	2	1	0	0	-5
25	Adebola Adeyeye	16:21	3-5	0-0	0-0	2	4	6	5	1	6	1	3	2	2	1	7
34	Emma King	05:34	1-1	1-1	0-0	0	0	0	1	1	3	0	0	0	0	0	-3
13	Ajae Petty	12:47	0-1	0-0	0-0	0	0	0	1	0	0	1	0	0	1	0	-12
20	Amiya Jenkins	01:58	0-0	0-0	0-0	0	0	0	1	0	0	0	2	0	0	0	-7
4	Eriya Russell	00:47	0-0	0-0	0-0	0	0	0	1	0	0	0	1	0	0	0	-4
Team						2		1		3		0		1			
Totals			24:57	4-16	16-22	13	23	36	20	18	68	9	20	6	6	4	-3

Shooting By Period

1st	2nd	3rd	4th	GM
FG%	7-13 53.8%	7-15 46.7%	4-13 30.8%	24-57 42.1%
3PT%	1-2 50.0%	1-5 20.0%	1-3 33.3%	4-16 25.0%
FT%	3-4 75%	2-2 100%	6-7 85.7%	16-22 72.7%

GM FG%: 24-57 42.1%
3PT%: 4-16 25.0%
FT%: 16-22 72.7%

Dead Ball Rebounds: 5, 0

Technical Fouls: NONE

	AUB	UK
Biggest lead	13 (3rd 1:53)	6 (1st 1:13)
Best Scoring Run	11 (2nd 5:36)	7 (4th 7:13)
Lead Changes	3	
Times Tied	5	
Time with Lead	25:13	12:14

Points from	AUB	UK
Turnovers	32	18
Paint	42	26
Second Chance	6	11
Fast Breaks	13	2
Bench	28	11

Period by Period Scoring	1st	2nd	3rd	4th	TOT
AUB	15	23	21	12	71
UK	18	17	15	18	68

Game 22 | Feb. 5, 2023 | Auburn, Ala.
Auburn vs. Arkansas

Game 23 | Feb. 9, 2023 | Auburn, Ala.
Auburn vs. South Carolina



2022-23 Auburn Women's Basketball Combined Team Statistics All games

Game Records

Record	Overall	Home	Away	Neutral
ALL GAMES	12-8	10-3	1-4	1-1
CONFERENCE	2-6	1-2	1-4	0-0
NON-CONFERENCE	10-2	9-1	0-0	1-1

Score by Periods

Team	1st	2nd	3rd	4th	OT	TOT
Auburn	312	363	394	325	7	1401
Opponents	311	326	322	355	6	1320

Team Box Score

No.	Player				Total		3-Point		F-Throw		Rebounds				PF DQ		A TO BLK			STL PTS		AVG
		GP-GS	MIN	AVG	FG-FGA	FG%	3FG-3FGA	3FG%	FT-FTA	FT%	OFF	DEF	TOT	AVG								
5	COULIBALY, Aicha	15-15	460:21	30.7	95-217	.438	9-37	.243	67-93	.720	28	61	89	5.9	26	0	33	35	11	37	266	17.7
23	SCOTT-GRAYSON, Honesty	17-16	460:35	27.1	84-194	.433	30-69	.435	40-55	.727	11	54	65	3.8	47	1	37	42	10	30	238	14.0
10	SHAW, Sydney	20-19	491:15	24.6	61-170	.359	28-78	.359	11-14	.786	5	49	54	2.7	22	0	57	40	6	13	161	8.1
11	LEVY, Romi	17-10	348:11	20.5	46-98	.469	8-18	.444	19-30	.633	21	49	70	4.1	27	0	25	23	13	14	119	7.0
2	WELLS, Sania	20-2	376:40	18.8	49-126	.389	14-48	.292	23-35	.657	6	30	36	1.8	30	0	19	30	8	19	135	6.8
33	RICHARDSON, Kharyssa	17-16	342:01	20.1	43-108	.398	0-5	.000	22-29	.759	35	43	78	4.6	43	0	4	22	14	15	108	6.4
12	BOSTIC, Mar'shaun	20-2	288:24	14.4	37-86	.430	1-2	.500	23-41	.561	12	21	33	1.7	43	1	34	23	8	26	98	4.9
4	DUHON, Kaitlyn	19-6	279:41	14.7	35-86	.407	1-8	.125	15-20	.750	22	26	48	2.5	36	0	8	18	12	14	86	4.5
51	JOHNSON, Precious	18-3	283:02	15.7	28-48	.583	0-0	.000	18-28	.643	38	20	58	3.2	42	1	0	19	5	4	74	4.1
3	JOHNSON, Jakayla	19-11	333:42	17.6	22-67	.328	5-16	.313	11-13	.846	16	27	43	2.3	27	0	21	19	4	14	60	3.2
1	PRATCHER, Mya	19-0	238:27	12.5	9-36	.250	0-1	.000	18-27	.667	14	34	48	2.5	24	0	4	21	10	9	36	1.9
0	GRAVES, Amoura	3-0	40:36	13.5	2-6	.333	1-4	.250	0-0	.000	2	4	6	2.0	4	0	3	3	2	1	5	1.7
24	MCFADDEN, Carsen	12-0	45:34	3.8	4-16	.250	1-6	.167	2-3	.667	5	5	10	0.8	5	0	1	1	0	2	11	0.9
20	AKINBOLAWA, Oyindamola	5-0	36:31	7.3	2-4	.500	0-0	.000	0-0	.000	3	4	7	1.4	8	0	0	8	3	0	4	0.8
Team											33	43	76				8					
Total		20	4025		517-1262	.410	98-292	.336	269-388	.693	251	470	721	36.1	384	3	246	312	106	198	1401	70.1
Opponents		20	4023		461-1150	.401	88-282	.312	310-445	.697	256	529	785	39.3	366	9	205	393	57	153	1320	66.0

Team Statistics

	AUB	OPP
Scoring	1401	1320
Points per game	70.1	66.0
Scoring margin	+4.1	-
Field goals-att	517-1262	461-1150
Field goal pct	.410	.401
3 point fg-att	98-292	88-282
3-point FG pct	.336	.312
3-pt FG made per game	4.9	4.4
Free throws-att	269-388	310-445
Free throw pct	.693	.697
F-Throws made per game	13.5	15.5
Rebounds	721	785
Rebounds per game	36.1	39.3
Rebounding margin	-3.2	-
Assists	246	205
Assists per game	12.3	10.3
Turnovers	312	393
Turnovers per game	15.6	19.7
Turnover margin	+4.1	-
Assist/turnover ratio	0.8	0.5
Steals	198	153
Steals per game	9.9	7.7
Blocks	106	57
Blocks per game	5.3	2.9
Winning streak	2	-
Home win streak	1	-
Attendance	28153	33740
Home games-Avg/Game	13-2166	5-6748
Neutral site-Avg/Game	-	2-1093

Team Results

Date	Opponent		Score	Att.
11/08/2022	Sam Houston	W	90-76	1913
11/10/2022	South Alabama	W	71-62	1955
11/16/2022	Georgia Tech	L	51-57	1932
11/20/2022	Alabama St.	W	88-49	2065
11/25/2022	vs Indiana	L	81-96	1093
11/26/2022	vs Colorado St.	W	74-73	1093
11/30/2022	Little Rock	W	70-48	1855
12/03/2022	UCF	W	86-46	1892
12/11/2022	Louisiana	W	81-41	2447
12/15/2022	N.C. A&T	W	79-63	1795
12/18/2022	Samford	W	91-37	2013
12/20/2022	North Florida	W	77-49	1984
12/29/2022	at Ole Miss	L	47-79	2369
01/01/2023	Missouri	L	56-62	2131
01/05/2023	at South Carolina	L	42-94	11552
01/08/2023	Alabama	L	57-88	3078
01/15/2023	at LSU	L	54-84	11475
01/19/2023	at Mississippi St.	L	58-72	5221
01/22/2023	Ole Miss	Wot	77-76	3093
01/26/2023	at Kentucky	W	71-68	3123



2022-23 Auburn Women's Basketball Combined Team Statistics In Conference games

Page 1/1
as of Jan 27, 2023

Game Records

Record	Overall	Home	Away	Neutral
ALL GAMES	2-6	1-2	1-4	0-0
CONFERENCE	2-6	1-2	1-4	0-0
NON-CONFERENCE	0-0	0-0	0-0	0-0

Score by Periods

Team	1st	2nd	3rd	4th	OT	TOT
Auburn	91	117	146	101	7	462
Opponents	158	152	154	153	6	623

Team Box Score

No.	Player				Total		3-Point		F-Throw		Rebounds											
		GP-GS	MIN	AVG	FG-FGA	FG%	3FG-3FGA	3FG%	FT-FTA	FT%	OFF	DEF	TOT	AVG	PF	DQ	A	TO	BLK	STL	PTS	AVG
5	COULIBALY, Aicha	6-6	201:30	33.6	44-98	.449	3-15	.200	24-38	.632	10	24	34	5.7	7	0	15	18	0	16	115	19.2
23	SCOTT-GRAYSON, Honesty	5-4	154:12	30.8	17-54	.315	5-18	.278	9-14	.643	4	15	19	3.8	15	0	10	13	2	8	48	9.6
2	WELLS, Sania	8-1	181:17	22.7	23-55	.418	4-18	.222	13-19	.684	0	11	11	1.4	15	0	2	12	1	7	63	7.9
33	RICHARDSON, Kharyssa	8-7	156:14	19.5	18-55	.327	0-2	.000	16-20	.800	17	12	29	3.6	20	0	3	7	7	4	52	6.5
10	SHAW, Sydney	8-8	185:48	23.2	18-67	.269	7-27	.259	4-6	.667	3	24	27	3.4	10	0	11	14	2	0	47	5.9
12	BOSTIC, Mar'shaun	8-0	124:05	15.5	16-42	.381	0-0	.000	10-21	.476	5	9	14	1.8	15	1	13	7	6	14	42	5.3
11	LEVY, Romi	7-4	130:06	18.6	11-34	.324	2-5	.400	6-13	.462	4	9	13	1.9	10	0	8	8	2	1	30	4.3
51	JOHNSON, Precious	8-3	128:50	16.1	11-16	.688	0-0	.000	7-10	.700	11	10	21	2.6	23	1	0	7	2	0	29	3.6
3	JOHNSON, Jakayla	8-7	171:10	21.4	7-30	.233	1-7	.143	4-4	1.000	6	15	21	2.6	13	0	15	13	0	4	19	2.4
20	AKINBOLAWA, Oyindamola	4-0	34:31	8.6	2-4	.500	0-0	.000	0-0	.000	3	4	7	1.8	7	0	0	6	3	0	4	1.0
1	PRATCHER, Mya	8-0	89:28	11.2	1-11	.091	0-0	.000	5-8	.625	3	8	11	1.4	6	0	1	3	2	2	7	0.9
4	DUHON, Kaitlyn	7-0	58:18	8.3	2-11	.182	0-0	.000	2-2	1.000	4	5	9	1.3	4	0	1	5	1	2	6	0.9
24	MCFADDEN, Carsen	4-0	09:31	2.4	0-1	.000	0-1	.000	0-0	.000	0	1	1	0.3	1	0	0	0	0	0	0	0.0
Team											12	16	28					3				
Total		8	1625		170-478	.356	22-93	.237	100-155	.645	82	163	245	30.6	146	2	79	116	28	58	462	57.8
Opponents		8	1625		228-477	.478	41-116	.353	126-177	.712	97	244	341	42.6	139	3	112	124	34	60	623	77.9

Team Statistics

	AUB	OPP
Scoring	462	623
Points per game	57.8	77.9
Scoring margin	-20.1	-
Field goals-att	170-478	228-477
Field goal pct	.356	.478
3 point fg-att	22-93	41-116
3-point FG pct	.237	.353
3-pt FG made per game	2.8	5.1
Free throws-att	100-155	126-177
Free throw pct	.645	.712
F-Throws made per game	12.5	15.8
Rebounds	245	341
Rebounds per game	30.6	42.6
Rebounding margin	-12.0	-
Assists	79	112
Assists per game	9.9	14.0
Turnovers	116	124
Turnovers per game	14.5	15.5
Turnover margin	+1.0	-
Assist/turnover ratio	0.7	0.9
Steals	58	60
Steals per game	7.3	7.5
Blocks	28	34
Blocks per game	3.5	4.3
Winning streak	2	-
Home win streak	1	-
Attendance	8302	33740
Home games-Avg/Game	3-2767	5-6748
Neutral site-Avg/Game	-	0-0

Team Results

Date	Opponent		Score	Att.
12/29/2022	at Ole Miss	L	47-79	2369
01/01/2023	Missouri	L	56-62	2131
01/05/2023	at South Carolina	L	42-94	11552
01/08/2023	Alabama	L	57-88	3078
01/15/2023	at LSU	L	54-84	11475
01/19/2023	at Mississippi St.	L	58-72	5221
01/22/2023	Ole Miss	Wot	77-76	3093
01/26/2023	at Kentucky	W	71-68	3123




Amoura Graves
Sophomore • G • 6-0
Ponchatoula, La.
Ponchatoula HS



Mya Pratcher
Freshman • F • 6-1
Memphis, Tenn.
Bartlett HS




Sania Wells
Senior • G • 5-7
Moss Point, Miss.
East Central HS



Jakayla Johnson
Junior • G • 5-9
Clinton, Miss.
Jones College




Kaitlyn Duhon
Freshman • G • 5-10
Houston, Texas
Summer Creek HS



Aicha Coulibaly
Junior • G • 6-0
Mali
IMG Academy (Fla.)



Sydney Shaw
Freshman • G • 5-9
Macungie, Pa.
Emmaus HS



Romi Levy
R-Sophomore • F • 6-3
Herzliya, Israel
Hof Hasharon HS



Mar'Shaun Bostic
Sophomore • G • 5-8
St. Louis, Mo.
Vashon HS



Oyindamola Akinbolawa
Freshman • C • 6-5
Lagos, Nigeria



Audia Young
Freshman • G • 5-9
Tallahassee, Fla.
Florida State Univ. HS



Honesty Scott-Grayson
R-Senior • G • 5-9
Brick, N.J.
Baylor



Carsen McFadden
Junior • G • 5-7
Fairview, Texas
Lovejoy HS



Kharyssa Richardson
Freshman • F • 6-2
Douglasville, Ga.
New Manchester HS



Precious Johnson
Junior • C • 6-5
Baytown, Texas
Texas



Johnnie Harris
Head Coach (2nd year)
Pine Bluff, Ark.
Arkansas Baptist (1996)



Fred Williams
Associate Head Coach
Inglewood, Calif.
Boise State (1979)



Damitria Buchanan
Associate Head Coach
Houston, Texas
Texas A&M (2010)



Ketara Chapel
Assistant Coach
Temple, Texas
Mississippi State (2017)