



LED BY HEAD COACH BRENT CROUCH

2022

WAR EAGLE *Brent Crouch*

VOLLEYBALL MEDIA GUIDE

**INTRODUCTION**

Quick Facts	2
2022 Schedule	3
Auburn Arena & Locker Room	4-5

MEET THE TEAM

2022 Roster	7
Head Coach Brent Crouch	8-9
Coaching Staff	10-11
Support Staff	12
Senior	13
Juniors	14-15
Sophomores	16-17
Freshmen	18-25

2021 IN REVIEW

Season Results/Stats	27-29
Superlatives	30-31

RECORD BOOK

Honors & Awards	33-34
Career Records	35
Individual Single-Season Records (Overall)	36
Individual Single-Season Records (25-Pt Era)	37
Team Single-Season Records	38
Team Match Records	39
Individual Match Records	40-41
1,000 Kill/Dig Club	42
Year-By-Year Leaders	43-44

ALL-TIME RESULTS

Year-By-Year Results	46-54
Head Coach History	55
Record Versus Opponents	56
All-Time Results By Opponents	57-68

ALL-TIME ROSTER

All-Time Head Coaches	70-71
All-Time Letterwinners	72-74
All-Time Jersey Numbers	75

MEDIA SPOT CHART

Spot Chart	76
------------	----

CREDITS

The 2022 Auburn Volleyball Media Guide is published by the Auburn Athletics Communications Office, a division of the Auburn Athletics Department. The guide was edited by Thomas Hoffman with editorial assistance from Taylor Shirey, Kendra Willard, Cody Vago and Josh Wetzel. Photography provided by Shanna Lockwood, Wade Rackley, Cat Wofford and Todd Van Emst. For more information on Auburn Athletics, please call the Communications Office at 334-844-9800 or go to www.AuburnTigers.com.

UNIVERSITY INFORMATION

City / Zip	Auburn, Ala. / 36831
Founded	Oct. 1, 1856
Enrollment	30,737
Nickname	Tigers
Colors	Navy Blue & Burnt Orange
Affiliation	NCAA Division I
Conference	Southeastern Conference
Home Court	Auburn Arena (9,121)
President	Dr. Jay Gogue (Auburn, 1969)
Athletic Director	Allen Green (Notre Dame, 1998)
Sport Administrator	Joy Vrbka (Florida, 2003)

TEAM INFORMATION

Letterwinners Returning/Lost	4/6
Starters Returning/Lost	3/3+libero
Newcomers	8
2021 Overall Record	13-15
2021 Conference Record/Finish	5-13/11th

PROGRAM HISTORY

First Year of Volleyball	1967
	Program discontinued 1981; Reinstated 1986
Seasons of Auburn Volleyball	49th
All-Time Overall Record	668-690-4 (.490)
	in Neville Arena (Since 2013) 60-56 (.517)
Total Home Record	232-209 (.526)
All-Time SEC Record	188-360 (.345)
NCAA Tournament Appearances	1/2010
SEC Championships/Last	1/Co-West Champions (1996)

STAFF INFORMATION

Head Coach	Brent Crouch (Texas A&M, 1998 & 2000)
Career Record	108-114 (.489)/9th Season
Record at Auburn	13-23 (.361)/3rd Season
Assistant Coach/Recruiting Coordinator	Rachel Corbelli (1st Season)
Assistant Coach	Keith Smith (1st Season)
Technical Coordinator	Mackenna Basore (1st Season)
Strength & Conditioning	Bethany Gainey
Athletic Trainer	Nate Warner
Equipment Manager	Brian Maddox

ATHLETIC COMMUNICATIONS

Associate AD/Communications	Kirk Sampson
Assistant Director/Volleyball Contact	Thomas Hoffman
Email	tgh0024@auburn.edu
Phone	503-302-9592
Mailing Address	Auburn Athletics Complex
	392 S. Donahue Drive
Website	AuburnTigers.com



26 AUG	BELMONT [^] 10:30 A.M. ATLANTA, GA.	24 SEP	ALABAMA* 2 P.M. TUSCALOOSA, ALA.	4 NOV	KENTUCKY* NOON LEXINGTON, KY.
26 AUG	GEORGIA STATE [^] 7 P.M. ATLANTA, GA.	25 SEP	ALABAMA* 2 P.M. TUSCALOOSA, ALA.	5 NOV	TEXAS A&M* 6 P.M. NEVILLE ARENA
27 AUG	MARIST [^] 11 A.M. ATLANTA, GA.	28 SEP	MISSISSIPPI STATE* 7 P.M. NEVILLE ARENA	6 NOV	TEXAS A&M* 4 P.M. NEVILLE ARENA
31 AUG	ALABAMA STATE 7 P.M. NEVILLE ARENA	5 OCT	LSU* TBA BATON ROUGE, LA.	11 NOV	OLE MISS* 6:30 P.M. OXFORD, MISS.
6 SEP	ALABAMA A&M 7 P.M. NEVILLE ARENA	8 OCT	GEORGIA* 4 P.M. NEVILLE ARENA	23 NOV	SOUTH CAROLINA* 1 P.M. COLUMBIA, S.C.
9 SEP	UAB# 7 P.M. BIRMINGHAM, ALA.	9 OCT	GEORGIA* 4 P.M. NEVILLE ARENA	25 NOV	ARKANSAS* 2 P.M. NEVILLE ARENA
10 SEP	TROY# 2 P.M. BIRMINGHAM, ALA.	15 OCT	MISSOURI* 6 P.M. COLUMBIA, MO.	26 NOV	ARKANSAS* 7 P.M. NEVILLE ARENA
11 SEP	NORTH FLORIDA# NOON BIRMINGHAM, ALA.	16 OCT	MISSOURI* 2 P.M. COLUMBIA, MO.		
16 SEP	SOUTHERN MISS% 1:30 P.M. JACKSONVILLE, ALA.	21 OCT	TENNESSEE* 7 P.M. NEVILLE ARENA		
17 SEP	JACKSON STATE% 10 A.M. JACKSONVILLE, ALA.	26 OCT	FLORIDA* 7 P.M. NEVILLE ARENA		
17 SEP	JACKSONVILLE STATE% 6 P.M. JACKSONVILLE, ALA.	29 OCT	KENTUCKY* 3 P.M. LEXINGTON, KY.		

[^] = GEORGIA STATE TOURNAMENT (ATLANTA, GA.) | # = UAB TOURNAMENT (BIRMINGHAM, ALA.)
[%] = JSU INVITATIONAL (JACKSONVILLE, ALA.) | * = SEC MATCH

TIMES LISTED ARE CENTRAL



GENERAL INFORMATION


First Year [Volleyball Only] _____ 2013
 All-Time Record _____ 60-56 (.517)
 Most Wins in a Season _____ 11 (2015, 2021)
 Capacity _____ 9,121


YEAR-BY-YEAR RECORDS

2013	_____	6-3
2014	_____	8-7
2015	_____	11-3
2016	_____	9-7
2017	_____	7-5
2018	_____	5-7
2019	_____	1-11
2020	_____	0-4
2021	_____	11-7

TOP-10 ATTENDANCE RECORDS

Att.	Date	Opponent	Result
2,492	11/1/19	Miss. State	L, 0-3
2,474	11/7/14	Arkansas	L, 0-3
2,237	11/4/16	Kentucky	L, 2-3
1,856	10/29/21	LSU	L, 0-3
1,810	10/3/13	Alabama	L, 1-3
1,674	10/7/18	Alabama	L, 0-3
1,407	10/9/16	Alabama	W, 3-1
1,301	10/02/21	Alabama	W, 3-2
1,191	9/23/16	LSU	W, 3-2
1,183	9/26/14	Florida	L, 0-3







MEET THE SQUAD



NUMERICAL ROSTER

No.	Name	Year	Pos.	Ht.	Hometown (High School/Previous School)
1	Madison Scheer	Fr.	PH	6-1	Eureka, Mo. (Eureka)
2	Sarah Morton	Fr.	L	5-7	Munster, Ind. (Munster)
3	Akasha Anderson	Fr.	PH	6-3	Reston, Va. (Herndon)
4	Fallan Lanham	So.	L	5-8	Louisville, Ky. (Mercy Academy)
7	Rebekah Rath	Sr.	PH	6-0	Altamonte Springs, Fla. (Maryland)
8	Kendal Kemp	Fr.	MB	6-6	Eagan, Minn. (Eagan)
9	Zoe Slaughter	Fr.	L	5-7	Honolulu, Hawaii (Moanalua)
10	Jackie Barrett	Jr.	S	6-1	Highland, Calif. (Citrus Valley)
11	Jordan Sinness	So.	S	5-9	Sebring, Fla. (Sebring)
12	Bel Zimmerman	Fr.	PH	6-2	Liberty, Mo. (Liberty North)
14	Chelsey Harmon	Jr.	MB	6-3	Puyallup, Wash. (Portland)
17	Cassidy Tanton	So.	PH	6-0	Stoneville, N.C. (Dalton McMichael)
22	Sydney Handel	Fr.	PH	6-0	Lee's Summit, Mo. (Lee's Summit West)

COACHING & SUPPORT STAFF

HEAD COACH | BRENT CROUCH (2ND SEASON)

ASSISTANT COACH/RECRUITING COORDINATOR | RACHEL CORBELL (1ST SEASON)

ASSISTANT COACH | KEITH SMITH (1ST SEASON)

DIRECTOR OF VOLLEYBALL OPERATIONS | EMILY HOULE (1ST SEASON)

TECHNICAL COORDINATOR | MACKENNA BASORE (1ST SEASON)

STRENGTH & CONDITIONING | BETHANY GAINNEY

INTERIM ATHLETIC TRAINER | NATE WARNER

EQUIPMENT MANAGER | BRIAN MADDOX

ATHLETICS COMMUNICATIONS | THOMAS HOFFMAN

ALPHABETICAL ROSTER

No.	Name	Pos.
3	Akasha Anderson	PH
10	Jackie Barrett	S
22	Sydney Handel	PH
14	Chelsey Harmon	MB
8	Kendal Kemp	MB
4	Fallan Lanham	L
2	Sarah Morton	L
7	Rebekah Rath	PH
1	Madison Scheer	PH
11	Jordan Sinness	S
9	Zoe Slaughter	L
17	Cassidy Tanton	PH
12	Bel Zimmerman	PH

BY CLASS

FRESHMEN (7)

Akasha Anderson, Sydney Handel,
Kendal Kemp, Sarah Morton,
Madison Scheer, Zoe Slaughter,
Bel Zimmerman

SOPHOMORES (3)

Fallan Lanham, Jordan Sinness,
Cassidy Tanton

JUNIORS (2)

Jackie Barrett, Chelsey Harmon

SENIORS (1)

Rebekah Rath

BY STATE

CALIFORNIA (1)

Jackie Barrett

FLORIDA (2)

Rebekah Rath, Jordan Sinness

HAWAII (1)

Zoe Slaughter

INDIANA (1)

Sarah Morton

KENTUCKY (1)

Fallan Lanham

MINNESOTA (1)

Kendal Kemp

MISSOURI (3)

Bel Zimmerman, Sydney Handel,
Madison Scheer

NORTH CAROLINA (1)

Cassidy Tanton

VIRGINIA (1)

Akasha Anderson

WASHINGTON (1)

Chelsey Harmon



HEAD COACH BRENT CROUCH

Brent Crouch enters his second season as the head coach of the Auburn volleyball team after guiding the program through the challenges of the COVID-19 pandemic during his first season on the Plains.

Crouch made his Auburn coaching debut against No. 4 Florida on Oct. 21, 2020, to open the shortened fall volleyball schedule. Crouch led the Tigers on the court for eight total matches.

The fall season was highlighted by Auburn setting the program record for blocks in a four-set match as the Tigers recorded 17 at South Carolina on Oct. 29, 2020. The previous mark of 14 was set on Nov. 9, 2014 against Tennessee. The total tied for the second-most blocks in a match in Auburn program history as was the most by the Tigers since 2009.

Due to injuries and opt-out, the Tigers were unable to compete in the spring portion of the amended 2020-21 schedule.

Crouch previously served as the head coach at the University of Southern California. In two seasons at USC, Crouch led the program to consecutive NCAA second round appearances, including a second-place finish in the Pac-12, and a No. 21 ranking in the season's final AVCA poll in his first season on campus in 2018. This past season, the Trojans were 18-14, while outside hitter Khalia Lanier became the fifth player in Pac-12 history to record 2,000 kills and 1,000 digs in career.

Under Crouch in 2018, the Trojans finished 22-11 overall with a 13-7 record in Pac-12 matches. USC played one of the toughest schedules in the nation and faced 18 ranked opponents in the regular season and were awarded the No. 11 overall seed in the NCAA Tournament. Setter Raquel Lázaro was named the Pac-12 Freshman of the Year and outside hitter Brooke Botkin was chosen for second-team AVCA All-America honors. Lázaro and Lanier were each tabbed for All-America honorable mention.

Under Crouch's tutelage, outside hitter Emilia Weske was tabbed to the Pac-12's All-Freshman Team while middle blocker Jasmine Gross added All-Pac 12 honors.

Prior to arriving at Troy, Crouch was the 2016 West Coast Conference Coach of the Year. He inherited a winless Portland program and within two seasons guided the Pilots to their winningest season in 25 years. Crouch first took over at Portland in 2014 after the Pilots went 0-27 the previous season. After going 7-23 in his debut season, he guided the Pilots to a 16-15 mark in 2015 (its most victories since 1991) and then improved upon that in 2016 with a 17-13 mark. His 2017 team, which was hampered by injuries, was 15-15, with five losses coming in five-set matches. His overall four-year record at Portland was 55-66.

The 48 victories in his final three years was Portland's best three-season total since 1984-86. The Pilots' 10-8 third place WCC finish in 2016 was its most league wins since 1985 and highest conference finish since 1989. He led Portland to the program's first-ever victories over Top 10, Top 15, and Top 25 opponents. Crouch coached three All-WCC first team players and a WCC All-Freshman team pick, along with three WCC All-Academic first teamers. He also helped establish beach volleyball as a varsity sport at Portland in 2016.

Crouch arrived at Portland after four seasons (2010-13) at Saint Mary's College, where he was an assistant with the indoor program and head coach of the beach team.

During his time at SMC, the Gaels' indoor team went 73-40 overall, finished in the top three in the WCC standings each season by winning 73.4 percent of its league matches (47-17) and earned a berth into the NCAA Tournament in 2012, advancing to the second round. Besides being involved in the team's offense and defense, recruiting, scouting, practice planning, statistical and video analysis and scheduling, he provided academic support, as he mentored several WCC All-Academic honorees and helped the team to the athletic department's highest grade point average, an NCAA Public Recognition Award, and an AVCA academic award.

Crouch also coached the inaugural Saint Mary's beach team in 2013, guiding the Gaels to an 8-2 record, the best mark among all Northern California teams, as well as a No. 9 national ranking and a bid to the AVCA national championship for the program's top pairs team.

Crouch also has coaching experience with the USA Volleyball program, including working with U.S. Women's National Team head coach Karch Kiraly, being an assistant with the U.S. Collegiate National Team that captured a gold medal at the 2016 U22 Global Challenge and serving as both an indoor and beach coach in the USA Volleyball High Performance program.

Crouch played for Texas A&M's club team from 1993 to 1997. He earned his bachelor's degree in history in 1998 and his master's in philosophy in 2000, both from Texas A&M, then a doctorate in philosophy from Oregon in 2006.

He competed on the beach from 2005 to 2007 in AVP and CBVA events and placed second at the 2005 California Cup state championship.

He has held various teaching positions in philosophy at Oregon, San Diego City College, and Saint Mary's College since 2000. Crouch and his wife Marcy have two sons, Jonathan and William.



@AuburnVBCoach

QUICK FACTS

College _____ Texas A&M ('98, '00)
 _____ Oregon ('06)
 Wife _____ Marcy
 Sons _____ Jonathan and William

COACHING RECORD

Head Coaching Career _____ Eight Seasons
 Career Record _____ 108-114
 NCAA Appearances _____ 2

COACHING CAPSULE

2020-Pr.	Auburn	13-23
2018-19	Southern California	40-25
2014-17	Portland	55-66

YEAR-BY-YEAR RESULTS

2021	Auburn	13-15
2020	Auburn	0-8
2019	USC	18-14
2018	USC	22-11
2017	Portland	15-15
2016	Portland	17-13
2015	Portland	16-15
2014	Portland	7-23



CROUCH RECORD WHEN...

	CAREER	AUBURN
OVERALL RECORD	108-114	13-23
AT NEVILLE ARENA	11-11	11-11
HOME RECORD	54-48	11-11
ROAD RECORD	36-54	2-12
NEUTRAL SITES	18-12	0-0
CONFERENCE RECORD	43-87	5-21
RANKED OPPONENTS	18-40	0-9
AT TOURNAMENTS	43-22	0-0
POSTSEASON	2-2	0-0
SUNDAY	11-14	2-5
MONDAY	0-3	0-0
TUESDAY	0-1	0-0
WEDNESDAY	4-10	0-7
THURSDAY	16-28	3-4
FRIDAY	36-20	4-4
SATURDAY	41-38	4-3
AUGUST	15-3	2-0
SEPTEMBER	48-31	6-4
OCTOBER	22-39	4-9
NOVEMBER	22-39	1-10
DECEMBER	1-2	0-0
KILLS		
MORE KILLS THAN OPPONENT	74-10	9-2
FEWER KILLS THAN OPPONENT	29-104	4-21
KILLS ARE TIED	5-0	0-0
DIGS		
MORE DIGS THAN OPPONENT	48-18	8-1
FEWER DIGS THAN OPPONENT	53-93	4-22
DIGS ARE TIED	7-3	1-0
SERVICE ACES		
MORE ACES THAN OPPONENT	75-34	9-2
FEWER ACES THAN OPPONENT	20-71	3-20
ACES ARE TIED	13-9	1-1
HITTING PERCENTAGE		
.400 OR ABOVE	3-0	1-0
.300 TO .399	22-0	2-0
.200 TO .299	68-37	7-5
.100 TO .199	15-64	3-12
.000 TO .099	0-13	0-6
NEGATIVE	0-0	0-0
SETS		
IN THREE SETS	44-58	9-15
IN FOUR SETS	34-29	1-3
IN FIVE SETS	30-28	3-6



CROUCH AGAINST THE SEC...

ALABAMA	2-0	MISSISSIPPI STATE	1-1
ARKANSAS	0-2	MISSOURI	1-2
FLORIDA	1-3	OLE MISS	0-1
GEORGIA	1-1	SOUTH CAROLINA	0-3
KENTUCKY	1-5	TENNESSEE	0-3
LSU	0-1	TEXAS A&M	1-1





KEITH SMITH

ASSISTANT COACH

FIRST SEASON AT AUBURN | [@keithsmith789](#)

PERSONAL INFORMATION

Hometown: Whittier, Calif.

Education: GCU, '14 | GCU (MBA), '19

COACHING EXPERIENCE

2022 - Present: Auburn (Assistant Coach)

2018 - 2021: GCU (Assistant Men's Coach)

2017: Providence (Assistant Coach)

2016: McKendree (Volunteer Assistant Coach)

With extensive experience recruiting top-10 classes combined with developing programs into national competitors, Keith Smith joins Auburn volleyball as an assistant coach.

Since 2018, Smith served as a recruiting coordinator and assistant coach for Grand Canyon University men's volleyball program. During his tenure, Smith developed unranked GCU into a consistent top-10 powerhouse, including the program's highest national ranking of No. 6 during the 2021 season.

During his tenure at GCU, Smith helped the program to 19 victories over top-15 opponents, including upsetting No. 1 BYU in straight sets. Smith also recently helped recruit the No. 8 ranked class in the country.

Smith aided in the development of two All-American athletes in outside hitters Christian Janke and Camden Gianni. Gianni went on to compete on the USA Men's National Team in the 2021 NORCECA Championships.

His coaching efforts earned Smith national recognition as he was selected as a 2021 AVCA 30 Under 30 award winner, which highlights the top coaches around the country under the age of 30.

Smith was in his second tenure at GCU as he also served as a volunteer assistant for the program during the 2016 season.

Smith also served as the assistant coach of the Providence College women's volleyball team in 2017, helping the Friars to its first winning record since 2007. As part of the staff, he helped Providence to its best start in program

history with 11 consecutive wins.

Last summer, Smith served as an assistant coach for the USA Volleyball Men's National Team. Smith coached the team during a world championship qualifying event, helping the team place fifth. Smith has also worked with USA Volleyball youth national team development camps.

Smith turned in a record-setting playing career at Grand Canyon. During his time with the program, Smith recorded 4,484 assists to set the program's career record. In addition to ranking first in assists in the GCU record book, Smith's 1,294 assists in 2013 rank eighth in NCAA history during the 25-point scoring era.

Following his collegiate career, Smith played professionally overseas with Orion TopVolley in the Netherlands. As setter, Smith helped the team to top-four finishes in the regular season, playoffs and the national club tournament. With Smith's help, the team returned to the CEV Challenge Cup during the 2015-16 season after missing out during the 2014-15 season.



RACHEL CORBELLI

ASSISTANT COACH

FIRST SEASON AT AUBURN | [@rachcorbs](#)

PERSONAL INFORMATION

Hometown: College Station, Texas

Education: UTSA '13, Texas (MA) '15

COACHING EXPERIENCE

2022 - Present: Auburn (Assistant Coach)

2014-21: Austin Juniors Volleyball Club

With a coaching background that includes time with one of the top clubs in the country combined with extensive experience as a communications manager, Rachel Corbelli joins Auburn volleyball as an assistant coach/recruiting coordinator for the 2022 season.

Since 2014, Corbelli has coached at Austin Juniors, one of the top volleyball club programs in the United States. In addition to her head coaching duties, Corbelli came on as the organization's full-time communications manager in 2016, handling aspects of social media, marketing and branding. She also serves as the club's assistant director of recruiting.

During her time at Austin Juniors, Corbelli led her teams to numerous top-10 finishes in national tournaments, most recently finishing second in the Pacific Northwest Qualifier in 2021. In 2015, Corbelli was an honorable mention for AJV Coach of the Year.

Corbelli is also the head varsity coach and program director at Regents School of Austin. Having previously served as an assistant with the program, Regents School of Austin has made the TAPPS State Playoffs all five seasons Corbelli has worked with the program while three athletes have earned all-state honors.

Her coaching efforts earned her national recognition as she was selected as a 2021 AVCA 30 Under 30 award winner, which highlights the top coaches around the country under the age of 30.

Corbelli's volleyball roots run deep within her family. Her parents John and Laurie Corbelli won silver medals as a coach and athlete, respectively, at the 1984 Los Angeles Olympics. The pair coached together at Texas A&M for 24 seasons. Her brother, Russell, is currently an assistant volleyball coach at Missouri.

Corbelli earned her bachelor's degree in communication from the University of Texas San Antonio before earning a master's in journalism from University of Texas at Austin.

MACKENNA BASORE

TECHNICAL COORDINATOR

FIRST SEASON AT AUBURN | [@mackenna_basore](#)



Mackenna Basore was named the technical coordinator for Auburn volleyball in January of 2022. In her role, Basore will handle the statistical analysis and video work for the program with her expertise in VolleyStation and Data Volley software.

Prior to joining head coach Brent Crouch's staff, Basore served as the director of volleyball operations and technical coordinator at Virginia Commonwealth University since March of 2020. With Data Volley software, Basore captured real-time analytics during both practices and competition to assist the coaching staff in decision making.

Basore also served as a statistician and equipment manager at Colorado State University from August 2017 until January of 2020.

She earned her bachelor's degree in business administration with a minor in sports management from Colorado State University in 2019. She is currently pursuing a master's in sports leadership from VCU and is expected to complete her degree in August of 2022.

EMILY HOULE

DIRECTOR OF OPERATIONS

FIRST SEASON AT AUBURN | [@EmilyHoule9](#)



Emily Houle was named the director of operations for Auburn volleyball in January of 2022.

In her role, Houle is the "master calendar" for the program. She handles team travel and scheduling as well as camps and finances.

Houle joins head coach Brent Crouch's staff after serving as a student manager at the University of Minnesota throughout the 2021 season, helping the Gophers advance to the Elite Eight. In her role, Houle assisted with logistics of transportation, meals and hotels while also coordinating the travel of team equipment for road trips.

A former high school volleyball athlete in her own right, Houle received her bachelor's degree in sports management with a minor in public health from the University of Minnesota in 2021.



#7 REBEKAH RATH

PIN HITTER | 6-0 | SENIOR
ALTAMONTE SPRINGS, FLA. (MARYLAND)



HONORS & AWARDS

- 2022 SEC First-Year Academic Honor Roll
- 2021-22 Auburn Athletics Director Honor Roll
- 2021 SEC Offensive Player of the Week (Oct. 11)
- 2021 SEC Offensive Player of the Week (Sept. 7)
- 2020 Academic All-Big Ten

JUNIOR SEASON | 2020-21

Started all 28 matches for the Tigers at outside hitter, playing every rotation ... finished second among all SEC student-athletes in total kills with 438, while leading the conference in attacks per set (13.43), kills per set (4.25), total points (507.5), points per set (4.93) and total attacks (1,383) ... closed the season ranked fifth among all Division I student-athletes in attacks per set and 12th in total attacks ... set Auburn single-season records for the rally-scoring era in total attacks, total kills and kills per set ... her kills per set average of 4.25 ranked seventh in school regardless of era and was the highest by an individual since 1998 ... recorded at least 10 kills in 24 of Auburn's 28 matches ... named SEC Offensive Player of the Week on Sept. 7 and Oct. 11 to become the first Tiger in program history to win the award twice in the same season ... named to both the War Eagle Invitational and Auburn Invitational All-Tournament teams ... Auburn's leader at the service line with 25 aces, holding a 0.24 per set average ... totaled eight double-double performances and finished fourth on the team with 194 digs ... totaled 77 blocks, the third most on the team, to average 0.75 blocks per set ... totaled 24 kills in Auburn's five-set thriller versus Santa Clara (9/12) to become the first Tiger to record at least 20 kills in a match since Tatum Shipes versus Ole Miss on Oct. 26, 2018 ... set career highs in kills (29), attempts (75) and points (32.0) at Arkansas on Oct. 9 ... her 29 kills were the second most recorded in a match by a Tiger during the rally-scoring era and the most by any player since 2004 ... the mark tied to program's four-set match record for kills ... the mark was first set by Brooke McCarley at Kansas on Sept. 11, 1999 ... totaled five aces at Texas A&M (11/5) to become the first Tiger to record at least five in a single match since Breanna Malloy at Missouri on Oct. 19, 2018.

SOPHOMORE SEASON | 2020-21

Played in 11 matches, starting in six of them (41 sets played) ... started the first six matches of the season at outside hitter ... had seven kills and three aces in the first match of the season vs. Ohio State (1/22) ... had three matches with 10+ kills ... 12 kills vs. Ohio State (1/23) ... posted 13 kills vs. Minnesota (1/30) ... notched 10 kills at Michigan (2/19) ... ranked third on the team in kills per set (1.90) ... ranked fifth on the team in total kills (78).

FRESHMAN SEASON | 2019

Played at outside hitter in all 32 matches, playing in all 127 sets... finished third on the team with 266 kills (2.26/set)... fourth on the team in service aces with 20 (0.16/set)... fifth on the team with 116 digs (0.91/set)... totaled 12 matches with double-digit kills... recorded 5 kills and 7 digs in her collegiate debut vs. Austin Peay (8/31)... tallied 10 kills and 7 digs vs. Kansas State (8/31)... posted 13 kills and 6 digs vs. UTRGV (9/6)... recorded four straight matches with 15+ kills with 14 vs. UTSA (9/7), 15 vs. Arkansas (9/13), 17 vs. George Mason (9/14), and 21 vs. Princeton (21)... named to the Maryland Invite All-Tournament Team after recording 43 kills in three matches (9/13-14)... her 21 kills vs. Princeton was the most for a Maryland freshman since 2016... recorded back-to-back double-digit kills in Big Ten play with 14 kills at Penn State (10/11) and 10 at Rutgers (10/12)... recorded a career-high 14 digs vs. Indiana in addition to 8 kills (10/16)... posted 12 kills vs. Northwestern (11/24)

HIGH SCHOOL

Three-time Division 9A Florida Offensive Player of the year, totaling a combined 742 kills over her freshman and sophomore seasons at Oviedo High School... First Team All-Conference in 2015, 2016 and 2017... 2015 honors coming as an eighth grader... captain for the club team Top Select, winning and being named the MVP of the NIT Triple Crown in 2017 and receiving the best club record in 2018... Club team finished second in the 17 Open Division at the USA Volleyball Junior National Championship... originally a 2020 signee who finished high school early and redclassified to become a member of the 2019 class.

PERSONAL

CAREER HIGHS

Category	Career High	Opponent	Date
Kills	29	at Arkansas	Oct. 9, 2021
Attempts	84	at Texas A&M	Nov. 4, 2021
Hitting Percentage*	.433	vs. Jackson St.	Aug. 28, 2021
Assists	2 (2x)	Last vs. Missouri	Oct. 17, 2021
Digs	14	vs. Indiana	Oct. 16, 2019
Blocks	6 (2x)	Last vs. Alabama	Oct. 2, 2021
Aces	6	vs. Arkansas	Sep. 13, 2019
Points	32	at Arkansas	Oct. 9, 2021

*MINIMUM 10 ATTEMPTS

OVERALL CAREER STATISTICS

YEAR	SETS	MP	KILLS	K/S	E	TA	PCT.	AST	A/S	SA	SA/S	SE	DIGS	D/S	RE	BS	BA	TB	B/S	PTS	PT/S
2019	127	32	266	2.1	128	849	.163	3	0.0	20	0.2	38	116	0.9	35	2	53	55	0.4	314.5	2.5
2020	41	11	78	1.9	42	283	.127	3	0.1	11	0.3	21	30	0.7	24	1	13	14	0.3	96.5	2.4
2021	103	28	438	4.3	171	1383	.193	14	0.1	25	0.2	67	194	1.9	27	12	65	77	0.7	507.5	4.9
TOTAL	271	71	782	2.9	341	2515	.175	20	0.1	56	0.2	126	340	1.3	86	15	131	146	0.5	918.5	3.4

SEC CAREER STATISTICS

YEAR	SETS	MP	KILLS	K/S	E	TA	PCT.	AST	A/S	SA	SA/S	SE	DIGS	D/S	RE	BS	BA	TB	B/S	PTS	PT/S
2021	103	28	438	4.3	171	1383	.193	14	0.1	25	0.2	67	194	1.9	27	12	65	77	0.7	507.5	4.9
TOTAL	103	28	438	4.3	171	1383	.193	14	0.1	25	0.2	67	194	1.9	27	12	65	77	0.7	507.5	4.9



#10 JACKIE BARRETT

SETTER | 6-1 | JUNIOR
HIGHLAND, CALIF. (CITRUS VALLEY)



HONORS & AWARDS

2021 SEC Fall Academic Honor Roll

2021 SEC First-Year Academic Honor Roll

SOPHOMORE SEASON | 2021

Served as the starting setter in all 28 matches ... finished eighth in the league with an 8.09 assists per set average ... that mark also ranked seventh in Auburn single-season history in the rally scoring era ... dished out 809 total assists, the seventh most in a season during the rally scoring era ... one of the top servers on the team, finishing second on the squad with 22 aces ... totaled 51 kills while attacking on a .206 hitting percentage ... finished second on the team in digs with 307 total, averaging 3.07 digs per set ... led the squad with 16 double-double performances ... added 62 total blocks to finish fourth on the team ... set career highs in kills (6), hitting percentage (.308), assists (48) and points (10) versus Florida A&M (9/17) ... shattered her career high in digs (28) while picking up three aces at the service line versus Nicholls (9/17) ... first double-double in SEC action came at No. 20 Tennessee (9/29) with 18 assists and 12 digs ... set a career high with eight blocks at Arkansas (10/9) while adding 36 assists and 13 digs for a double-double.

FRESHMAN SEASON | 2020

Started six matches at setter for the Tigers ... closed her debut season with 144 assists to average 7.58 per set - leading Auburn in both categories ... recorded at least 20 assists in five of her six appearances ... offensively added 10 kills over the season ... strong at the net with 11 total blocks ... also added 33 digs as part of the Tiger defense ... made her collegiate debut at South Carolina (10/28), littering the stat sheet with three kills, three aces, five digs, two blocks with 19 assists ... dished out a career-high 35 assists in Auburn's rematch with the Gamecock (10/29).

HIGH SCHOOL/CLUB

A four-year varsity starter at Citrus Valley High School ... Led Citrus Valley to the 2018 and 2019 Citrus Belt League Championships ... Holds Citrus Valley career records in assists (2,148), blocks (162) and service aces (187) ... Finished second in school history with 961 digs and third in kills with 753 ... Also set the program's single-season assists records with 844 as a junior in 2018 ... Wrapped up her senior season with 428 kills,

the second most in a season at Citrus Valley ... Finished second in single-season blocks with 60 and fifth in aces with 52 ... Holds single-match records for kills per set (7.8), service aces (5) and assists (60) ... Four-time All-Citrus Belt League honoree, winning first-team honors in 2017, 2018 and 2019 ... 2019 Citrus Belt League Player of the Year ... Three-time winner of Prep Volleyball National High School Player of the Week ... 2016 and 2017 All-Area Team Honorable Mention ... Prep Volleyball Frosh 59 List ... AVCA Phenom Participant ... First-Team All-Area Girls Volleyball Team Press Enterprise selection (2017, 2018) ... Member of the Inland Sports All-Area Public School Team (2017, 2018) ... Selected to the Sun's 2018 All-Area Team ... Redlands Unified School District's 2019 Fall Athlete of the Year ... American Volleyball Coaches Association High School All-Region selection ... Competed with Forza 1 North, winning the 2019 Junior Volleyball Association West Coast Cup ... Secured a gold medal at the 2018 Junior Olympic Tournament American Division.

PERSONAL

Daughter of Martin Barrett and Tina Raddish ... Has two siblings - Hannah and Natalie ... Father, Martin, played college football at the University of Buffalo ... He is a member of the University of Buffalo's Hall of Fame ... Mother, Tina, played volleyball and basketball at Humboldt State University ... Her sisters are both collegiate athletes as well ... Hannah played volleyball at California State University, San Bernardino ... Natalie is currently playing soccer at Chico State University.

CAREER HIGHS

Category	Career High	Opponent	Date
Kills	6 (2x)	Last at Alabama St.	Sep. 26, 2021
Attempts	20	at Alabama St.	Sep. 26, 2021
Hitting Percentage*	.308	vs. Florida A&M	Sep. 17, 2021
Assists	48	vs. Florida A&M	Sep. 17, 2021
Digs	28	vs. Nichols St.	Sep. 17, 2021
Blocks	8	at Arkansas	Oct. 9, 2021
Aces	3 (3x)	Last at Texas A&M	Nov. 5, 2021
Points	10.0	vs. Florida A&M	Sep. 17, 2021

*MINIMUM 10 ATTEMPTS

OVERALL CAREER STATISTICS

YEAR	SETS	MP	KILLS	K/S	E	TA	PCT.	AST	A/S	SA	SA/S	SE	DIGS	D/S	RE	BS	BA	TB	B/S	PTS	PT/S
2020	19	6	10	.53	6	45	.089	144	7.58	3	.16	8	33	1.74	0	0	11	11	.58	18.5	.97
2021	100	28	51	0.5	14	180	.206	809	8.1	22	0.2	24	307	3.1	0	2	60	62	0.6	105.0	1.1
TOTAL	119	34	60	0.5	20	224	.179	953	8.0	25	0.2	32	340	2.9	0	2	71	73	0.6	122.5	1.0

SEC CAREER STATISTICS

YEAR	SETS	MP	KILLS	K/S	E	TA	PCT.	AST	A/S	SA	SA/S	SE	DIGS	D/S	RE	BS	BA	TB	B/S	PTS	PT/S
2020	19	6	10	0.53	6	45	.089	144	7.58	3	0.16	8	33	1.74	0	0	11	11	.58	18.5	.97
2021	63	18	29	0.46	9	112	.179	491	7.79	8	0.13	17	191	3.03	0	2	37	39	0.62	57.5	.91
TOTAL	82	24	39	0.48	15	157	.153	635	7.74	11	0.13	25	225	2.74	0	2	48	50	0.61	76.0	.93



#14 CHELSEY HARMON

MIDDLE BLOCKER | 6-3 | JUNIOR
PUYALLUP, WASH. (PORTLAND)



SOPHOMORE SEASON AT PORTLAND | 2021

Saw her playing time expanded with 22 starts ... one of just three Pilots to record at least 100 kills and led the team with a .313 hitting percentage, one of the top 10 hitting percentages in the West Coast Conference ... one of the top blockers, finishing second on the squad with a 0.62 blocks per set average behind 48 total blocks.

FRESHMAN SEASON AT PORTLAND | 2020

Appeared in 11 matches, starting seven ... finished second on the team that season with a 0.71 blocks per set average with 22 blocks to her credit.

HIGH SCHOOL\CLUB

A standout at Gov. John R. Rogers High School ... first team All-State honoree in 2019 ... closed that season as a nominee for Athlete of the Year ... an all-league team selection in 2018 and 2019 ... earned honorable mention recognition in 2017 ... tabbed the team's Offensive Player of the Year in 2017 ... on the club scene, competed with Puget Sound Volleyball Academy.

PERSONAL

Born on Aug. 3, 2002 in Renton, Wash.... daughter of Cortney and Ryan Harmon ... has one sibling, Carter.

CAREER HIGHS

Category	Career High	Opponent	Date
Kills	16	vs. San Francisco	Oct. 16, 2021
Attempts	22	vs. San Francisco	Oct. 16, 2021
Hitting Percentage*	.727	vs. San Francisco	Oct. 16, 2021
Assists	1	vs. Nevada	Aug. 27, 2021
Digs	2	vs. Santa Clara	Oct. 14, 2021
Blocks	6	at LMU	Nov. 23, 2021
Aces	2	vs. Eastern Washingotn	Aug. 28, 2021
Points	19	vs. San Francisco	Oct. 16, 2021

*MINIMUM 10 ATTEMPTS

OVERALL CAREER STATISTICS

YEAR	SETS	MP	KILLS	K/S	E	TA	PCT.	AST	A/S	SA	SA/S	SE	DIGS	D/S	RE	BS	BA	TB	B/S	PTS	PT/S
2020	34	12	20	0.59	11	62	.145	4	0.12	5	0.15	7	19	0.56	1	2	21	23	0.68	37.5	1.10
2021	78	22	108	1.38	31	246	.313	1	0.01	4	0.05	5	13	0.16	1	6	42	48	0.62	139.0	1.78
TOTAL	112	34	128	1.14	42	308	.279	5	0.04	9	0.08	12	32	0.29	2	8	63	71	0.63	176.5	1.58

SEC CAREER STATISTICS

YEAR	SETS	MP	KILLS	K/S	E	TA	PCT.	AST	A/S	SA	SA/S	SE	DIGS	D/S	RE	BS	BA	TB	B/S	PTS	PT/S
TOTAL																					

**#4 FALLAN LANHAM****LIBERO | 5-8 | SOPHOMORE
LOUISVILLE, KY. (MERCY ACADEMY)****FRESHMAN SEASON | 2021**

Appeared in all 28 matches for the Tigers, earning 19 starts ... one of just five Tiges to record over 100 digs, closing the season with 192 ... recorded eight double-digit matches her freshman season ... held a .945 reception percentage ... also credited with one block ... totaled seven kills offensively ... dished out 17 assists ... added five aces from the service line ... earned first collegiate start in season opener versus Tennessee Tech (8/27) ... first double-digit dig performance came against Southeastern Louisiana (9/3) with 10 ... best offensive performance of the season came against Missouri (10/17), totaling a pair of kills and an ace ... delivered a season high two aces in series opener at Georgia (10/21) ... shattered career highs in both assists (3) and digs (17) at Texas A&M (11/4).

HIGH SCHOOL

A four-year varsity athlete at Mercy Academy ... led Mercy to varsity regional and district championships for four consecutive seasons, dating back to 2017 ... back-to-back All-District team selection in 2019 and 2020 ... 2020 AVCA All-Region Team honoree ... served 25-0 during the 2019 South Carolina State Tournament ... Named top performer at the Durango Fall Classic Tournament ... Led Mercy's junior varsity team to an undefeated season in 2017 ... also a member of the cross country program ... academically, is a four-year honor roll selection and served as a member of the BETA club and National Society of High School Scholars ... competed for Union Volleyball and, more recently, KIVA Volleyball clubs ... 2018 Showdown in the Smokies champion ... 2017 Mid-South Mayhem Tournament Champion ... 2016 AAU Nationals Championship All-American ... 2015 AAU National Championship finalist.

PERSONAL

Born May 15, 2003 in Louisville, Ky. ... parents are Holiday and RL Lanham ... has a brother, Chanse, and a sister, Sky ... majoring in communications.

CAREER HIGHS

Category	Career High	Opponent	Date
Kills	2	vs. Missouri	Oct. 17, 2021
Attempts	8	at Arkansas	Oct. 9, 2021
Hitting Percentage*	--	--	--
Assists	3 (2x)	Last vs. South Carolina	Nov. 10, 2021
Digs	17	at Texas A&M	Nov. 4, 2021
Blocks	1	at Georgia	Oct. 22, 2021
Aces	2	at Georgia	Oct. 22, 2021
Points	3	vs. Missouri	Oct. 17, 2021

*MINIMUM 10 ATTEMPTS

OVERALL CAREER STATISTICS

YEAR	SETS	MP	KILLS	K/S	E	TA	PCT.	AST	A/S	SA	SA/S	SE	DIGS	D/S	RE	BS	BA	TB	B/S	PTS	PT/S
2021	103	28	7	0.1	8	85	-.012	17	0.2	5	0.0	15	192	1.9	21	0	1	1	0.0	12.5	0.1
TOTAL	103	28	7	0.1	8	85	-.012	17	0.2	5	0.0	15	192	1.9	21	0	1	1	0.0	12.5	0.1

SEC CAREER STATISTICS

YEAR	SETS	MP	KILLS	K/S	E	TA	PCT.	AST	A/S	SA	SA/S	SE	DIGS	D/S	RE	BS	BA	TB	B/S	PTS	PT/S
2021	66	18	5	0.08	5	53	.000	11	0.17	5	0.08	14	121	1.83	15	0	1	1	0.02	10.5	0.15
TOTAL	66	18	5	0.08	5	53	.000	11	0.17	5	0.08	14	121	1.83	15	0	1	1	0.02	10.5	0.15



#11 JORDAN SINNESS

SETTER | 5-9 | SOPHOMORE
SEBRING, FLA. (SEBRING)



HONORS & AWARDS

2021-22 Auburn Athletics Director Honor Roll

2022 First-Year SEC Academic Honor Roll

FRESHMAN SEASON | 2021

Appeared off the bench in 15 matches for the Tigers, both as a server and as a back-up setter ... dished out 64 assists to finish third on the team ... at the service line, total six aces ... was also credited with a pair of kills ... recorded 33 digs and three blocks ... made collegiate debut versus Cal State Fullerton (9/2), totaling 16 assists, six digs, one block and a kill ... recorded a season high two aces from the service line against Santa Clara (9/12) ... also added a pair of aces at Alabama State (9/26) ... came off the bench against Missouri (10/17) to recorded her first collegiate double-double with a career highs in both assists (35) and digs (14) ... also added two blocks against the Tigers.

HIGH SCHOOL

A four-time Most Valuable Player selection ... a four-time FACA All-State Team performer (2017, 2018, 2019) ... selected to the All-County team in 2017 ... tabbed the 2018 High School Volleyball All-Country Player of the Year ... 2020 AVCA All-Region Team honoree ... 2020 FACA All-Star participant ... 2020 Under Armour Honorable Mention All-American ... closed her prep career with 1,911 assists, 177 service aces, 859 digs and 127 blocks ... serves as secretary for the National Junior Honor Society and vice president of Mu Alpha Theta ... also is a member of the Student Government Association ... competes with Top Select Volleyball Academy ... 2017 AUU National Volleyball All-Star ... qualified for 15u Nationals (USA) and 16u Nationals (Open).

PERSONAL

Born March 27, 2003 in Sebring, Fla. ... parents are Venessa and Joe Sinness ... has a sister, Jade ... Jade is entering her sophomore season as a member of the Troy University softball program ... majoring in nursing.

CAREER HIGHS

Category	Career High	Opponent	Date
Kills	1 (2x)	Last vs. Missouri	Oct. 17, 2021
Attempts	3	vs. Missouri	Oct. 17, 2021
Hitting Percentage*	--	--	--
Assists	35	vs. Missouri	Oct. 17, 2021
Digs	14	vs. Missouri	Oct. 17, 2021
Blocks	2	vs. Missouri	Oct. 17, 2021
Aces	2 (2x)	Last at Alabama St.	Sep. 26, 2021
Points	2	vs. Missouri	Oct. 17, 2021

*MINIMUM 10 ATTEMPTS

OVERALL CAREER STATISTICS

YEAR	SETS	MP	KILLS	K/S	E	TA	PCT.	AST	A/S	SA	SA/S	SE	DIGS	D/S	RE	BS	BA	TB	B/S	PTS	PT/S
2021	50	15	2	0.0	1	6	.167	64	1.3	6	0.1	7	33	0.7	0	0	3	3	0.1	9.5	0.2
TOTAL	50	15	2	0.0	1	6	.167	64	1.3	6	0.1	7	33	0.7	0	0	3	3	0.1	9.5	0.2

SEC CAREER STATISTICS

YEAR	SETS	MP	KILLS	K/S	E	TA	PCT.	AST	A/S	SA	SA/S	SE	DIGS	D/S	RE	BS	BA	TB	B/S	PTS	PT/S
2021	23	9	1	0.04	0	4	.250	47	2.04	1	0.04	4	21	0.91	0	0	2	2	0.09	3.0	0.13
TOTAL	23	9	1	0.04	0	4	.250	47	2.04	1	0.04	4	21	0.91	0	0	2	2	0.09	3.0	0.13



#17 CASSIDY TANTON

PIN HITTER | 6-0 | REDSHIRT FRESHMAN
STONEVILLE, N.C. (DALTON MCMICHAEL)

HONORS & AWARDS

2021-22 Auburn Athletics Director Honor Roll
2022 First-Year SEC Academic Honor Roll

FRESHMAN SEASON | 2021

Did not compete during the 2021 season.

HIGH SCHOOL

Led Dalton McMichael to an undefeated regular season (23-0) and a conference championship as a sophomore in 2018 ... 2018 High School Invitational Tournament Champions ... selected the Greensboro News & Record 2018 All-Area Player of the Year ... tabbed the 2018 team's Most Valuable Player ... a 2018 Mid-State 3A All-Tournament player ... selected 2018 Mid-State 3A First Team All-Conference after leading the league in kills and finishing second in hitting percentage ... ranked second in the state of North Carolina for kills as a sophomore ... finished in the top five in the state 3A in both kills and hitting percentage ... 2019 All-West Selection ... 2019 Mid-State 3A Conference Most Outstanding Player of the Year ... 2019 State 3A First Team All-Conference ... 2019 Mid-State 3A All-Tournament Team selection ... 2019 team Most Valuable Player and Offensive Player of the Year ... eclipsed 1,100 career kills as a junior ... led the conference in kills over the 2019 season ... 2020 AVCA All-Region Team ... 2020 Under Armour Honorable Mention All-American ... member of the National Honor Society, BETA Club and FCA ... honor roll member that is currently ranked in the top 25 percent of her class ... competes for Twin City Volleyball Club ... 2019 AVCA Phenom List ... AAU Nationals Premier Day Two Star Search (Supernova) ... 2020 Under Armour All-American Watch List.

PERSONAL

Born Sept 3, 2003 in Greensboro, N.C. ... parents are Christy and Scott Tanton ... has a sister, Cairlin.

CAREER HIGHS

Category	Career High	Opponent	Date
Kills	--	--	--
Attempts	--	--	--
Hitting Percentage*	--	--	--
Assists	--	--	--
Digs	--	--	--
Blocks	--	--	--
Aces	--	--	--
Points	--	--	--

*MINIMUM 10 ATTEMPTS

OVERALL CAREER STATISTICS

YEAR	SETS	MP	KILLS	K/S	E	TA	PCT.	AST	A/S	SA	SA/S	SE	DIGS	D/S	RE	BS	BA	TB	B/S	PTS	PT/S
2021	--	--	--	--	--	--	--	--	--	--	--	--	--	--	--	--	--	--	--	--	--
TOTAL	--	--	--	--	--	--	--	--	--	--	--	--	--	--	--	--	--	--	--	--	--

SEC CAREER STATISTICS

YEAR	SETS	MP	KILLS	K/S	E	TA	PCT.	AST	A/S	SA	SA/S	SE	DIGS	D/S	RE	BS	BA	TB	B/S	PTS	PT/S
2021	--	--	--	--	--	--	--	--	--	--	--	--	--	--	--	--	--	--	--	--	--
TOTAL	--	--	--	--	--	--	--	--	--	--	--	--	--	--	--	--	--	--	--	--	--



#1 MADISON SCHEER

**PIN HITTER | 6-1 | FRESHMAN
EUREKA, MO. (EUREKA)**

HIGH SCHOOL

A two-time All-District first team selection ... also earned second-team All-District honors in her career ... tabbed an All-Conference first team selection twice in her career ... two-time All-State honoree ... selected Conference Player of the Year ... tabbed to the AVCA All-American Watch List and Prep Volleyball's Top 150 ... 2021 AVCA High School All-Region Team selection ... selected to the Under Armour All-American camp ... earned All-Tournament Team honors at 2022 USA Junior Nationals.

PERSONAL

Born Madison Leigh Scheer on December 24, 2003, in St. Louis Missouri ... parents are Connie and Jim Scheer... has one sibling, Brooklyn ... intends to major in business.



#2 SARAH MORTON
LIBERO | 5-7 | FRESHMAN
MUNSTER, IND. (MUNSTER)



HIGH SCHOOL

Ranked the No. 84 overall recruit in the country ... 2021 AVCA High School All-Region Team selection ... 2021 First Team All-District ... named a varsity libero, representing the Northern Indiana, at the 2018 North vs. South Tournament ... 2018 All-Conference Team selection ... nominee to the 2019 and 2021 Under Armour Phenom Lists ... tabbed to 2021 Indiana Senior Watch List ... a 2020 Junior and District All-Star ... honored as a 2020 Game Changer ... selected as the 2020 Most Valuable Player ... earned 2020 North Region First Team honors ... 2020 All-State Second Team member ... member of the 2020 AVCA Phenom List ... led Munster High School to its first 2020 Regional Championship and first appearance at the state tournament ... helped Munster to the semifinals of the 2020 state championships as the team ultimately finished runners-up ... named a 2020 Darling Dandy by PrepVolleyball ... participated in the 2019 USAV Winter National Youth Training Block at Olympic Training Center in Colorado Springs ... member of the 2019 USAV HP Select A1 National Training Team ... St. Louis 15-Open All Team Tournament selection ... a 2021 USAV GJNC Silver Medalist in the National Division ... 2019 JVA Summerfest undefeated champions in the 15-Open division ... member of Best Buddies and the ASL club.

PERSONAL

Born Sarah Marie Morton on June 20, 2004, in Dyer, Indiana ... parents are James and Raquel Morton ... has one older sister, Linda ... her sister played collegiate volleyball at Carthage College in Kenosha, Wisconsin.



#3 AKASHA ANDERSON

PIN HITTER | 6-3 | FRESHMAN
RESTON, VA. (HERNDON)

HIGH SCHOOL

Named the team captain for the 2021 season ... multi-time All-District Team selection ... selected to PrepVolleyball.com's FROSH 59 List ... Northern Region D Player of the Year ... 2021 Class 6 Liberty Conference District Player of the Year ... 2021-22 Virginia Gatorade Player of the Year ... played for Virginia Elite club team since 2016 ... 2021 and 2022 JVA All-National Team selection ... named to 2021 and 2020 JVA Ultra Ankle Watch List ... 2021 Under Armour All-America nominee ... 2021 Sunshine Volleyball Classic Star Search ... selected to 2020 AVCA Phenom List ... named to 2020 PrepVolleyball's Watch List ... 2019 Capitol Hill Class Star Search ... tabbed to 2018 AVCA Phenom List ... member of 2018 PrepVolleyball.com FROSH 59 List ... 2018 and 2017 Team Excellence Award winner ... selected to the 2020 USAV High Performance Program ... named to the 2019 and 2018 USAV Girls Select A1 Program ... played at HP World Championships in both 2018 and 2019 ... selected to 2017 USAV Girls Future Select National Training Program ... Academic Excellence Award winner ... member of the National Honor Society ... four-year member on both the academic and athletic honor rolls ... received Virginia Board of Education Seal for Excellence in Civics Education.

PERSONAL

Born Akasha Manijah Reece Anderson on Oct. 2, 2004, in Alexandria, Virginia ... parents are LaKeshia and Jerrad Anderson ... has one sibling, Exodus ... intending to major in political science.



#8 KENDAL KEMP

MIDDLE BLOCKER | 6-6 | FRESHMAN
EAGAN, MINN. (EAGAN)

HIGH SCHOOL

Named the fourth overall recruit and top middle blocker in the state of Minnesota by PrepDig.com ... 2021 AVCA High School All-Region Team selection ... Pioneer Press 2021 Co-Player of the Year ... tabbed South Suburban Conference Honorable mention ... South Suburban Conference All-Conference honoree ... selected as an All-State honorable mention ... earned Mississippi 8 All-Conference Award and an All-Academic Award winner while competing for Rogers High School ... also played softball and competed on the swim team.

PERSONAL

Born June 30, 2004 in St. Louis Park, Minn. ... daughter of Kelly and Doug Kemp ... has one brother, Kevin ... intended major is exercise science.



#9 ZOE SLAUGHTER

LIBERO | 5-7 | FRESHMAN
HONOLULU, HAWAII (MOANALUA)



HIGH SCHOOL

Competed in both indoor and beach volleyball at Moanalua High School ... served as the team's co-captain in 2021 ... led Moanalua to the HHSAA State Championship tournament ... tabbed to the Division I All-Tournament Team ... earned All-OIA Girls Volleyball Eastern Division First Team honors ... tabbed a scholar-athlete award winner in 2018 and 2019 ... also was selected the team's most inspirational member in 2018 ... served on the school's student government association as the class corresponding secretary (2019-2020) and the vice president (2020-2021) ... on the club scene, competed for Ku'ikahi.

PERSONAL

Born Zoe Rae Slaughter on May 30, 2003, in David City, Nebraska ... parents are Kim and Kirk Slaughter ... has one sister, Ally, and two brothers Derek and Max ... Ally was a volleyball standout at the University of Alabama at Birmingham from 2010 to 2013 ... her brother Derek is also a UAB graduate and played three seasons as a linebacker for the Blazers.



#12 BEL ZIMMERMAN

PIN HITTER | 6-2 | FRESHMAN
LIBERTY, MO. (LIBERTY NORTH)

HIGH SCHOOL

Ranked the No. 1 right side from the state of Missouri ... also ranked the No. 2 overall recruit of the 2022 class from Missouri ... 2021 AVCA High School All-Region Team selection ... recorded over 1,000 kills during her prep career ... earned first team All-State, All-Conference and All-District honors ... set Liberty North's single-match record for kills and service aces as well as the school record for kills in a season ... MOKAN All-Tournament Team selection ... tabbed to the AVCA All-American Watch List ... earned honorable mention All-American honors from AVCA as a junior ... ranked as one of the top 25 KC Metro volleyball athletes ... also competes in gymnastics and the high jump ... is a three-time academic letterwinner ... an Academic All-State selection ... member of the National Honor Society, Spanish National Honor Society, Females Empowered and DECA.

PERSONAL

Born Isabel Michaela Zimmerman on June 1, 2004 ... parents are Christine and Michael Zimmerman ... has two sisters, Emily and Olivia ... intends to major in psychology.



#22 SYDNEY HANDEL

PIN HITTER | 6-0 | FRESHMAN
LEE'S SUMMIT, MO. (LEE'S SUMMIT WEST)



HIGH SCHOOL

Ranked the No. 1 right side from the state of Missouri ... also ranked the No. 2 overall recruit of the 2022 class from Missouri ... 2021 AVCA High School All-Region Team selection ... recorded over 1,000 kills during her prep career ... earned first team All-State, All-Conference and All-District honors ... set Liberty North's single-match record for kills and service aces as well as the school record for kills in a season ... MOKAN All-Tournament Team selection ... tabbed to the AVCA All-American Watch List ... earned honorable mention All-American honors from AVCA as a junior ... ranked as one of the top 25 KC Metro volleyball athletes ... also competes in gymnastics and the high jump ... is a three-time academic letterwinner ... an Academic All-State selection ... member of the National Honor Society, Spanish National Honor Society, Females Empowered and DECA.

PERSONAL

Born Isabel Michaela Zimmerman on June 1, 2004 ... parents are Christine and Michael Zimmerman ... has two sisters, Emily and Olivia ... intends to major in psychology.



2021 IN REVIEW



2021 SEASON RESULTS | MATCH-BY-MATCH LEADERS

Date	Opponent	Results	Kills	Assists	Aces	Digs	Blocks	Hit Pct. (Min. 10 Att.)
Aug. 27	Tennessee Tech	W, 3-0 (25-17, 25-12, 25-19)	Rath (13)	Barrett (25)	Barrett/Rath/Curtis (1)	Rosenthal (17)	Shipes (7)	Shipes (.462)
Aug. 28	Jackson State	W, 3-0 (25-9, 25-13, 25-11)	Rath (16)	Barrett (27)	Barrett/Rath (2)	Rosenthal (14)	Yavuz (8)	Reich (.500)
Sep. 2	Fullerton	W, 3-0 (25-22, 25-23, 25-21)	Rath (16)	Barrett/Sinness (16)	Rath (1)	Rosenthal (17)	Shipes (3)	Reich (.409)
Sep. 3	Southeastern La.	W, 3-0 (25-24, 25-10, 25-20)	Rath (16)	Barrett (28)	Barrett (2)	Rosenthal (16)	Shipes (8)	Reich (.458)
Sep. 9	North Alabama	W, 3-0 (25-23, 25-13, 25-13)	Green (12)	Barrett (30)	Barrett/Green/Rath (1)	Rosenthal (25)	Barrett (4)	Green (.375)
Sep. 12	Santa Clara	W, 3-2 (25-21, 26-24, 23-25, 20-25, 15-12)	Rath (24)	Barrett (44)	Barrett/Sinness (2)	Rosenthal (20)	Shipes/Barrett (5)	Shipes (.357)
Sep. 17	Florida A&M	L, 2-3 (25-23, 21-25, 25-20, 21-25, 11-15)	Green (19)	Barrett (48)	Barrett (2)	Rosenthal (20)	Douglas/Barrett/Yavuz (4)	Yavuz (.571)
Sep. 17	Nicholls	W, 3-1 (25-8, 25-15, 26-28, 25-15)	Rath (18)	Barrett (40)	Barrett (3)	Rosenthal (28)	Shipes (9)	Rath (.211)
Sep. 18	Belmont	W, 3-0 (25-8, 25-12, 25-12)	Rath (14)	Barrett (24)	Rosenthal (2)	Rosenthal/Barrett (19)	Shipes (7)	Rath (.429)
Sep. 22	Ole Miss*	L, 1-3 (25-20, 19-25, 19-25, 18-25)	Rath (19)	Barrett (34)	Green (2)	Rosenthal (13)	Shipes/Yavuz (3)	Rath (.288)
Sep. 26	at Alabama State	L, 2-3 (20-25, 25-13, 25-15, 24-26, 14-16)	Rath (24)	Barrett (36)	Rath/Sinness (2)	Rosenthal (27)	Rath (4)	Shipes (.400)
Sep. 29	at Tennessee*	L, 0-3 (16-25, 21-25, 14-25)	Rath (9)	Barrett (18)	Lanham (1)	Barrett (12)	Shipes (6)	Reich (.217)
Oct. 2	Alabama*	W, 3-2 (25-21, 20-25, 25-21, 20-25, 15-5)	Rath (22)	Barrett (43)	Curtis (1)	Rosenthal (24)	Shipes (12)	Shipes (.231)
Oct. 3	Alabama*	W, 3-0 (25-19, 25-14, 25-18)	Rath (16)	Barrett (34)	Curtis/Rath (2)	Rosenthal (21)	Shipes (7)	Reich (.435)
Oct. 9	at Arkansas*	L, 1-3 (27-25, 18-25, 23-25, 22-25)	Rath (29)	Barrett (36)	Barrett/Rath (1)	Rosenthal (30)	Shipes (10)	Rath (.240)
Oct. 10	at Arkansas*	L, 2-3 (25-20, 25-23, 15-25, 17-25, 7-15)	Rath (20)	Barrett (36)	Shipes (2)	Rosenthal (20)	Shipes (9)	Green (.231)
Oct. 16	Missouri*	W, 3-0 (25-23, 25-14, 25-15)	Rath (17)	Barrett (25)	Four Athletes (1)	Rosenthal (19)	Rath (4)	Rath (.277)
Oct. 17	Missouri*	L, 2-3 (25-27, 25-20, 23-25, 25-21, 11-15)	Rath (22)	Sinness (35)	Rath/Lanham/Curtis (1)	Rosenthal (33)	Shipes (6)	Yavuz (.385)
Oct. 21	at Georgia*	W, 3-0 (25-21, 25-19, 25-20)	Green (16)	Barrett (27)	Yavuz (3)	Barrett (17)	Shipes (8)	Green (.469)
Oct. 22	at Georgia*	L, 0-3 (25-14, 25-18, 25-23)	Rath (16)	Barrett (30)	NONE	Rosenthal (12)	Shipes/Rath/Yavuz (3)	Reich (.409)
Oct. 29	LSU*	L, 0-3 (25-16, 25-23, 25-17)	Rath/Reich (8)	Barrett (22)	NONE	Barrett (13)	Yavuz (4)	Shipes (.364)
Nov. 4	at Texas A&M*	L, 2-3 (29-27, 17-25, 25-20, 14-25, 12-15)	Rath (22)	Barrett (38)	Rath (3)	Lanham (17)	Shipes/Yavuz (3)	Yavuz (.385)
Nov. 5	at Texas A&M*	W, 3-2 (25-12, 25-22, 19-25, 20-25, 15-12)	Rath (19)	Barrett (43)	Rath (5)	Rosenthal (17)	Yavuz (4)	Yavuz (.588)
Nov. 10	South Carolina*	L, 0-3 (23-25, 13-25, 22-25)	Rath (10)	Barrett/Sinness (12)	Yavuz/Curtis (1)	Rosenthal (13)	Shipes (4)	Green (.333)
Nov. 17	at Florida*	L, 0-3 (11-25, 15-25, 19-25)	Rath (10)	Barrett (16)	Yavuz (1)	Rosenthal (9)	Shipes (3)	Rath (.119)
Nov. 20	Kentucky*	L, 0-3 (13-25, 10-25, 20-25)	Rath (10)	Barrett (18)	Shipes (1)	Rosenthal (15)	Shipes (3)	Reich (.105)
Nov. 21	Kentucky*	L, 0-3 (21-25, 8-25, 12-25)	Rath (12)	Barrett (21)	NONE	Rosenthal (10)	Shipes (1)	Rath (.226)
Nov. 26	at Mississippi State*	L, 0-3 (23-25, 23-25, 26-28)	Rath (12)	Barrett (26)	Shipes/Curtis (1)	Rosenthal (14)	Shipes (5)	Reich (.294)

* - SEC MATCH



2021 TEAM / OPPONENT MATCH-BY-MATCH STATISTICS

2021 SEASON RESULTS & STATS

Date	Opponent	Results	Kills	Assists	Aces	Digs	Blocks	Hit Pct.
Aug. 27	Tennessee Tech	W, 3-0 (25-17, 25-12, 25-19)	37/32	30/30	3/3	46/45	9.0/3.0	.292/.063
Aug. 28	Jackson State	W, 3-0 (25-9, 25-13, 25-11)	42/21	34/20	6/2	39/32	14.0/4.0	.457/.011
Sep. 2	Fullerton	W, 3-0 (25-22, 25-23, 25-21)	42/48	37/44	1/0	53/60	5.0/4.0	.221/.185
Sep. 3	Southeastern La.	W, 3-0 (25-24, 25-10, 25-20)	39/24	33/21	6/2	52/46	10.5/3.0	.300/.050
Sep. 9	North Alabama	W, 3-0 (25-23, 25-13, 25-13)	37/31	30/28	3/4	53/46	6.0/4.0	.265/.063
Sep. 12	Santa Clara	W, 3-2 (25-21, 26-24, 23-25, 20-25, 15-12)	63/69	57/63	5/12	72/79	9.0/3.0	.260/.215
Sep. 17	Florida A&M	L, 2-3 (25-23, 21-25, 25-20, 21-25, 11-15)	69/71	63/64	6/4	69/87	11.5/7.0	.245/.273
Sep. 17	Nicholls	W, 3-1 (25-8, 25-15, 26-28, 25-15)	51/36	46/31	4/3	105/95	13.5/8.0	.183/.000
Sep. 18	Belmont	W, 3-0 (25-8, 25-12, 25-12)	37/18	34/18	6/2	51/36	10.5/3.0	.345/-.093
Sep. 22	Ole Miss*	L, 1-3 (25-20, 19-25, 19-25, 18-25)	49/58	47/55	4/7	61/73	7.0/8.0	.196/.227
Sep. 26	at Alabama State	L, 2-3 (20-25, 25-13, 25-15, 24-26, 14-16)	55/54	44/51	5/6	61/67	7.0/3.0	.209/.145
Sep. 29	at Tennessee*	L, 0-3 (16-25, 21-25, 14-25)	24/46	23/43	1/4	44/55	10.5/4.0	.076/.225
Oct. 2	Alabama*	W, 3-2 (25-21, 20-25, 25-21, 20-25, 15-5)	54/61	50/51	1/4	74/87	18.0/5.0	.183/.094
Oct. 3	Alabama*	W, 3-0 (25-19, 25-14, 25-18)	40/32	38/29	5/2	66/62	11.0/1.0	.248/.088
Oct. 9	at Arkansas*	L, 1-3 (27-25, 18-25, 23-25, 22-25)	49/66	45/63	2/3	79/67	14.5/11.0	.158/.228
Oct. 10	at Arkansas*	L, 2-3 (25-20, 25-23, 15-25, 17-25, 7-15)	46/70	44/68	4/9	76/92	17.0/5.0	.144/.208
Oct. 16	Missouri*	W, 3-0 (25-23, 25-14, 25-15)	37/32	33/30	4/2	59/57	6.0/3.0	.232/.097
Oct. 17	Missouri*	L, 2-3 (25-27, 25-20, 23-25, 25-21, 11-15)	61/72	58/68	3/5	90/96	9.5/6.0	.235/.230
Oct. 21	at Georgia*	W, 3-0 (25-21, 25-19, 25-20)	42/33	39/29	6/3	52/52	13.0/7.0	.241/.120
Oct. 22	at Georgia*	L, 0-3 (25-14, 25-18, 25-23)	40/38	32/33	0/6	39/44	7.0/12.0	.183/.278
Oct. 29	LSU*	L, 0-3 (25-16, 25-23, 25-17)	30/39	28/35	0/13	40/53	9.0/6.0	.121/.202
Nov. 4	at Texas A&M*	L, 2-3 (29-27, 17-25, 25-20, 14-25, 12-15)	51/68	45/64	9/6	76/96	6.0/13.5	.132/.197
Nov. 5	at Texas A&M*	W, 3-2 (25-12, 25-22, 19-25, 20-25, 15-12)	52/58	49/54	11/9	97/102	7.0/5.0	.186/.136
Nov. 10	South Carolina*	L, 0-3 (23-25, 13-25, 22-25)	34/43	32/40	2/10	40/53	4.0/7.0	.206/.262
Nov. 17	at Florida*	L, 0-3 (11-25, 15-25, 19-25)	20/49	0/0	1/4	30/50	4.0/3.0	.089/.305
Nov. 20	Kentucky*	L, 0-3 (13-25, 10-25, 20-25)	25/45	22/40	1/1	42/55	4.0/9.0	.028/.324
Nov. 21	Kentucky*	L, 0-3 (21-25, 8-25, 12-25)	28/49	27/46	0/4	26/38	1.0/7.0	.124/.506
Nov. 26	at Mississippi State*	L, 0-3 (23-25, 23-25, 26-28)	35/52	34/48	2/4	41/53	7.0/3.0	.226/.258

* - SEC MATCH



2021 OVERALL STATISTICS

Overall: 13-15 • SEC: 5-13 • Home: 11-7 • Away: 2-8 • Neutral: 0-0

#	PLAYER	SP	K	K/S	E	TA	Pct	A	A/S	SA	SE	SA/S	RE	DIG	DIG/S	BS	BA	BLK	BLK/S	BE	BHE	PTS	PT/S
4	Lanham, Fallon	103	7	0.07	8	85	-.012	17	0.17	5	15	0.05	21	192	1.86	0	1	1	0.01	0	0	12.5	0.12
5	Douglas, Audrey	4	4	1.00	3	12	.083	0	0.00	0	0	0.00	0	0	0.00	0	4	4	1.00	0	0	6.0	1.50
6	Rosenthal, Bella	103	1	0.01	0	18	.056	122	1.18	11	24	0.11	25	495	4.81	0	0	0	0.00	0	0	12.0	0.12
7	Rath, Rebekah	103	438	4.25	171	1383	.193	14	0.14	25	67	0.24	27	194	1.88	12	65	77	0.75	3	0	507.5	4.93
8	Reich, Liz	103	273	2.65	89	726	.253	3	0.03	0	1	0.00	2	57	0.55	0	53	53	0.51	3	0	299.5	2.91
10	Barrett, Jackie	100	51	0.51	14	180	.206	809	8.09	22	24	0.22	0	307	3.07	2	60	62	0.62	8	1	105.0	1.05
11	Sinness, Jordan	50	2	0.04	1	6	.167	64	1.28	6	7	0.12	0	33	0.66	0	3	3	0.06	0	2	9.5	0.19
15	Curtis, Kate	103	1	0.01	0	5	.200	26	0.25	12	23	0.12	19	196	1.90	0	0	0	0.00	0	0	13.0	0.13
16	Green, Val	103	224	2.17	103	776	.156	6	0.06	6	8	0.06	9	77	0.75	2	32	34	0.33	2	0	248.0	2.41
19	Yavuz, Elif	103	75	0.73	17	161	.360	4	0.04	8	17	0.08	2	39	0.38	5	79	84	0.82	8	1	127.5	1.24
21	Shipes, Tatum	100	113	1.13	44	295	.234	8	0.08	6	14	0.06	0	43	0.43	22	120	142	1.42	8	3	201.0	2.01
TEAM													9										
	AUBURN	103	1189	11.54	450	3647	.203	1073	10.42	101	200	0.98	134	1633	15.85	43	417	251.5	2.44	32	7	1,541.5	14.97
	Opponents	103	1315	12.77	641	3908	.172	1214	11.79	134	208	1.30	101	1778	17.26	46	223	157.5	1.53	45	17	1,606.5	15.59

2021 CONFERENCE ONLY STATISTICS

SEC: 5-13 • Home: 3-6 • Away: 2-7

#	PLAYER	SP	K	K/S	E	TA	Pct	A	A/S	SA	SE	SA/S	RE	DIG	DIG/S	BS	BA	BLK	BLK/S	BE	BHE	PTS	PT/S
4	Lanham, Fallon	66	5	0.08	5	53	.000	11	0.17	5	14	0.08	15	121	1.83	0	1	1	0.02	0	0	10.5	0.16
6	Rosenthal, Bella	66	1	0.02	0	8	.125	74	1.12	5	15	0.08	18	289	4.38	0	0	0	0.00	0	0	6.0	0.09
7	Rath, Rebekah	66	278	4.21	123	961	.161	9	0.14	14	44	0.21	17	128	1.94	5	42	47	0.71	2	0	318.0	4.82
8	Reich, Liz	66	151	2.29	62	444	.200	0	0.00	0	0	0.00	2	40	0.61	0	31	31	0.47	3	0	166.5	2.52
10	Barrett, Jackie	63	29	0.46	9	112	.179	491	7.79	8	17	0.13	0	191	3.03	2	37	39	0.62	4	0	57.5	0.91
11	Sinness, Jordan	23	1	0.04	0	4	.250	47	2.04	1	4	0.04	0	21	0.91	0	2	2	0.09	0	1	3.0	0.13
15	Curtis, Kate	66	1	0.02	0	2	.500	19	0.29	8	19	0.12	13	135	2.05	0	0	0	0.00	0	0	9.0	0.14
16	Green, Val	66	141	2.14	73	489	.139	5	0.08	2	1	0.03	7	44	0.67	0	22	22	0.33	1	0	154.0	2.33
19	Yavuz, Elif	66	47	0.71	12	109	.321	4	0.06	8	17	0.12	2	32	0.48	3	50	53	0.80	5	1	83.0	1.26
21	Shipes, Tatum	66	63	0.95	29	181	.188	5	0.08	5	11	0.08	0	31	0.47	14	78	92	1.39	6	2	121.0	1.83
TEAM													9										
	AUBURN	66	717	10.86	313	2363	.171	665	10.08	56	142	0.85	96	1032	15.64	24	263	155.5	2.36	21	4	928.5	14.07
	Opponents	66	911	13.80	384	2525	.209	844	12.79	96	130	1.45	56	1185	17.95	26	179	115.5	1.75	27	11	1,122.5	16.99

2021 STATISTICAL LEADERS

KILLS (PER SET)

Rebekah Rath	438 (4.25)
Liz Reich	273 (2.65)
Val Green	224 (2.17)
Tatum Shipses	113 (1.13)
Elif Yavuz	75 (0.73)

TOTAL ATTACKS

Rebekah Rath	1383
Val Green	776
Liz Reich	726
Tatum Shipses	296
Jackie Barrett	180

HITTING PERCENTAGE (MIN. 295 ATT.)

Liz Reich	.253
Tatum Shipses	.230
Rebekah Rath	.193
Val Green	.156

ASSISTS (PER SET)

Jackie Barrett	809 (8.09)
Bella Rosenthal	122 (1.18)
Jordan Sinness	64 (1.28)
Kate Curtis	26 (0.25)
Fallon Lanham	17 (0.17)

ACES (PER SET)

Rebekah Rath	25 (0.25)
Jackie Barrett	22 (0.22)
Kate Curtis	12 (0.12)
Bella Rosenthal	11 (0.11)
Elif Yavuz	8 (0.08)

DIGS (PER SET)

Bella Rosenthal	495 (4.81)
Jackie Barrett	307 (3.07)
Kate Curtis	196 (1.90)
Rebekah Rath	194 (1.88)
Fallon Lanham	192 (1.86)

BLOCK | SOLOS

Tatum Shipses	22
Rebekah Rath	12
Elif Yavuz	5
Val Green	2
Jackie Barrett	2

BLOCK | ASSISTS

Tatum Shipses	120
Elif Yavuz	79
Rebekah Rath	65
Jackie Barrett	60
Liz Reich	53

TOTAL BLOCKS (PER SET)

Tatum Shipses	142 (1.42)
Elif Yavuz	84 (0.82)
Rebekah Rath	77 (0.75)
Jackie Barrett	62 (0.62)
Liz Reich	53 (0.51)



THE LAST TIME AUBURN...

Won in three sets _____	Oct. 21, 2021 at Georgia (25-21, 25-19, 25-20)
Won in four sets _____	Sept. 17, 2021 vs. Nicholls (25-8, 25-15, 26-28, 25-15)
Won in five sets _____	Nov. 5, 2021 at Texas A&M (25-15, 25-22, 19-25, 20-25, 15-12)
Lost in three sets _____	Nov. 21, 2021 vs. #8 Kentucky (21-25, 8-25, 12-25)
Lost in four sets _____	Oct. 9, 2021 at Arkansas (27-25, 18-25, 23-25, 22-25)
Lost in five sets _____	Nov. 4, 2021 at Texas A&M (29-27, 17-25, 25-20, 14-25, 12-15)
Lost first set in a win _____	Sept. 8, 2019 vs. George Washington (21-25, 25-13, 25-22, 25-13)
Won first set in a loss _____	Nov. 4, 2021 at Texas A&M (29-27, 17-25, 25-20, 14-25, 12-15)
Lost first two sets in a win _____	Sept. 11, 2018 at Kennesaw State (23-25, 20-25, 28-26, 26-24, 15-9)
Won first two sets in a loss _____	Oct. 10, 2021 at Arkansas (25-20, 25-23, 15-25, 17-25, 7-15)
Beat a ranked opponent _____	Sept. 2, 2017 vs. #16 North Carolina (25-23, 25-22, 25-27, 25-21)
Hit .300-.399 in a match _____	Sept. 18, 2021 vs. Belmont (.345)
Hit .400-.499 in a match _____	Aug. 28, 2021 vs. Jackson State (.457)
Hit .500 or better in a match _____	Oct. 18, 1998 at Ole Miss (.514)
Held opponent to .000-.100 in a match _____	Oct. 16, 2021 vs. Missouri (.097)
Held opponent to a negative hitting percentage _____	Sept. 18, 2014 vs. Belmont (-.093)
Had 70-79 kills in a match _____	Oct. 26, 2018 vs. Ole Miss (77)
Had 80+ kills in a match _____	Sept. 17, 2006 at Georgia (84)
Had 80-99 digs in a match _____	Nov. 5, 2021 at Texas A&M (97)
Had 100+ digs in a match _____	Sept. 17, 2021 vs. Nicholls (105)
Had 15+ blocks in a match _____	Oct. 10, 2021 at Arkansas (17.0)
Had 10+ service aces in a match _____	Nov. 5, 2021 at Texas A&M (11)
Had a player(s) with 20-24 kills in a match _____	Nov. 4, 2021, Rebekah Rath at Texas A&M (22)
Had a player(s) with 25-29 kills in a match _____	Oct. 9, 2021, Rebekah Rath at Arkansas (29)
Had a player(s) with 30+ kills in a match _____	Oct. 8, 2004, Ashlee Johns vs. Arkansas (30)
Had a player(s) with 10+ blocks in a match _____	Oct. 9, 2021, Tatum Shipes at Arkansas (10.0)
Had a player(s) with 25-29 digs in a match _____	Oct. 3, 2021, Bella Rosenthal vs. Alabama (21)
Had a player(s) with 30+ digs in a match _____	Oct. 17, 2021, Bella Rosenthal vs. Missouri (33)
Had a player(s) with 50+ assists in a match _____	Aug. 31, 2019, Marissa Hines (50)
Had a player(s) with 60+ assists in a match _____	Oct. 28, 2018, Mica Allison vs. Ole Miss (61)
Had a player(s) with 5+ aces in a match _____	Nov. 5, 2021, Rebekah Rath at Texas A&M (5)

AUBURN DOUBLE-DOUBLES IN 2021

PLAYER	OPPONENT (SETS)	DATE	STATS
Jackie Barrett (16)	vs. Tennessee Tech (3)	August 27	25 assists, 12 digs
	vs. Santa Clara (5)	September 12	44 assists, 11 digs
	vs. Florida A&M (5)	September 17	48 assists, 15 digs
	vs. Nicholls (4)	September 17	40 assists, 28 digs
	vs. Belmont (3)	September 18	24 assists, 19 digs
	vs. Ole Miss (4)	September 22	34 assists, 12 digs
	at #20 Tennessee (3)	September 29	18 assists, 12 digs
	vs. Alabama (5)	October 2	43 assists, 14 digs
	vs. Alabama (3)	October 3	34 assists, 11 digs
	at Arkansas (4)	October 9	36 assists, 13 digs
	at Arkansas (5)	October 10	36 assists, 16 digs
	at Georgia (3)	October 21	27 assists, 17 digs
	vs. LSU (3)	October 29	22 assists, 13 digs
	at Texas A&M (5)	November 4	38 assists, 13 digs
	at Texas A&M (5)	November 5	43 assists, 16 digs
	vs. Kentucky (3)	November 20	18 assists, 12 digs
Rebekah Rath (8)	vs. Cal State Fullerton (3)	September 2	16 kills, 10 digs
	vs. Santa Clara (5)	September 12	24 kills, 10 digs
	at Alabama State (5)	September 26	24 kills, 13 digs
	vs. Alabama (5)	October 2	22 kills, 11 digs
	vs. Alabama (3)	October 3	16 kills, 11 digs
	at Arkansas (5)	October 10	20 kills, 10 digs
Jordan Sinness (1)	vs. Missouri (5)	October 20	35 assists, 14 digs

AUBURN'S 2021 RECORD WHEN...

OVERALL _____	13-15
SEC _____	5-13
NON-CONFERENCE _____	10-2
RANKED OPPONENTS _____	0-4
HOME _____	11-7
AWAY _____	2-8
NEUTRAL _____	0-0

BY SETS

THREE SETS _____	9-8
FOUR SETS _____	1-2
FIVE SETS _____	3-6
WON FIRST SET _____	13-7
LOST FIRST SET _____	0-7
WON SECOND SET _____	12-5
LOST SECOND SET _____	1-9
WON FIRST TWO SETS _____	12-1
LOST FIRST TWO SETS _____	0-6

SITUATIONAL

MORE KILLS THAN OPPONENT _____	9-2
FEWER KILLS THAN OPPONENT _____	4-13
KILLS ARE TIED _____	0-0
MORE DIGS THAN OPPONENT _____	8-1
FEWER DIGS THAN OPPONENT _____	4-14
DIGS ARE TIED _____	1-0
MORE ACES THAN OPPONENT _____	9-2
FEWER ACES THAN OPPONENT _____	3-12
ACES ARE TIED _____	1-1
HIGHER HITTING PERCENTAGE THAN OPPONENT _____	13-2
LOWER HITTING PERCENTAGE THAN OPPONENT _____	0-13
HITTING PERCENTAGE TIED _____	0-0

HITTING PERCENTAGE

.400 OR ABOVE _____	1-0
.300-.399 _____	2-0
.200-.299 _____	7-5
.100-.199 _____	3-7
.000-.099 _____	0-3
NEGATIVE _____	0-0

OPPONENTS' HITTING PERCENTAGE

.400 OR ABOVE _____	0-1
.300-.399 _____	0-2
.200-.299 _____	1-10
.100-.199 _____	3-2
.000-.099 _____	8-0
NEGATIVE _____	1-0

BY DAY

MONDAY _____	0-0
TUESDAY _____	0-0
WEDNESDAY _____	0-4
THURSDAY _____	3-1
FRIDAY _____	4-4
SATURDAY _____	4-2
SUNDAY _____	2-4

DAY MATCHES (FIRST SERVE BEFORE 6 P.M.) _____	5-8
NIGHT MATCHES (FIRST SERVE AFTER 6 P.M.) _____	8-7

BY MONTH

AUGUST _____	2-0
SEPTEMBER _____	6-4
OCTOBER _____	4-5
NOVEMBER _____	1-6

JERSEY COLOR

NAVY _____	3-5
NAVY w/ORANGE SLEEVE _____	2-2
ORANGE _____	4-7
ORANGE w/NAVY SLEEVE _____	4-1
PINK _____	0-0



2021 AUBURN INDIVIDUAL MATCH HIGHS (BY SET)

THREE SETS

HITTING PERCENTAGE (MIN. 12 KILLS) _____ .500, Liz Reich vs. Jackson State (August 28, 2021)
 KILLS _____ 17, Rebekah Rath vs. Missouri (October 16, 2021)
 TOTAL ATTEMPTS _____ 50, Rebekah Rath vs. LSU (October 29, 2021)
 ASSISTS _____ 34, Jackie Barrett vs. Alabama (October 3, 2021)
 DIGS _____ 25, Bella Rosenthal vs. North Alabama (September 9, 2021)
 ACES _____ 3, Elif Yavuz at Georgia (October 21, 2021)
 BLOCKS _____ 8 (3x), last Tatum Shipes at Georgia (October 21, 2021)

FOUR SETS

HITTING PERCENTAGE (MIN. 12 KILLS) _____ .288, Rebekah Rath vs. Ole Miss (September 22, 2021)
 KILLS _____ 29, Rebekah Rath at Arkansas (October 9, 2021)
 TOTAL ATTEMPTS _____ 75, Rebekah Rath at Arkansas (October 9, 2021)
 ASSISTS _____ 40, Jackie Barrett vs. Nicholls (September 17, 2021)
 DIGS _____ 31, Bella Rosenthal vs. Nicholls (September 17, 2021)
 ACES _____ 3, Jackie Barrett vs. Nicholls (September 17, 2021)
 BLOCKS _____ 10.0, Tatum Shipes at Arkansas (October 9, 2021)

FIVE SETS

HITTING PERCENTAGE (MIN. 12 KILLS) _____ .378, Liz Reich vs. Florida A&M (September 17, 2021)
 KILLS _____ 24 (2x), last, Rebekah Rath at Alabama State (September 26, 2021)
 TOTAL ATTEMPTS _____ 84, Rebekah Rath at Texas A&M (November 4, 2021)
 ASSISTS _____ 48, Jackie Barrett vs. Florida A&M (September 17, 2021)
 DIGS _____ 33, Bella Rosenthal vs. Missouri (October 16, 2021)
 ACES _____ 5, Rebekah Rath at Texas A&M (November 5, 2021)
 BLOCKS _____ 12, Tatum Shipes vs. Alabama State (October 2, 2021)

2021 AUBURN TEAM MATCH HIGHS (BY SET)

THREE SETS

HITTING PERCENTAGE _____ .457, vs. Jackson State (August 28, 2021)
 KILLS _____ 42 (3x), last at Georgia (October 21, 2021)
 TOTAL ATTEMPTS _____ 122, vs. Cal State Fullerton (September 2, 2021)
 ASSISTS _____ 39, at Georgia (October 21, 2021)
 DIGS _____ 66, vs. Alabama (October 3, 2021)
 ACES _____ 6 (4x), last at Georgia (October 21, 2021)
 BLOCKS _____ 14.0, vs. Jackson State (August 28, 2021)

FOUR SETS

HITTING PERCENTAGE _____ .196, vs. Ole Miss (September 22, 2021)
 KILLS _____ 51, vs. Nicholls (September 17, 2021)
 TOTAL ATTEMPTS _____ 175, vs. Nicholls (September 17, 2021)
 ASSISTS _____ 47, vs. Ole Miss (September 22, 2021)
 DIGS _____ 105, vs. Nicholls (September 17, 2021)
 ACES _____ 4 (2x), vs. Ole Miss (September 22, 2021)
 BLOCKS _____ 14.0, at Arkansas (October 9, 2021)

FIVE SETS

HITTING PERCENTAGE _____ .260, vs. Santa Clara (September 12, 2021)
 KILLS _____ 69, vs. Florida A&M (September 17, 2021)
 TOTAL ATTEMPTS _____ 188, vs. Florida A&M (September 17, 2021)
 ASSISTS _____ 63, vs. Florida A&M (September 17, 2021)
 DIGS _____ 97, at Texas A&M (November 5, 2021)
 ACES _____ 11, at Texas A&M (November 5, 2021)
 BLOCKS _____ 18.0, vs. Alabama (October 2, 2021)

AVCA DIVISION I COACHES POLL

2021-22 FINAL POLL
 (2021 AUBURN OPPONENTS IN BOLD)

RK	SCHOOL	TOTAL POINTS	2019 RECORD
1	Wisconsin (64)	1600	31-3
2	Nebraska	1518	26-8
3	Louisville	1486	32-1
4	Pittsburgh	1412	30-4
5	Texas	1337	27-2
6	Purdue	1269	26-7
7	Minnesota	1184	22-9
8	Georgia Tech	1138	26-6
9	BYU	1061	30-2
10	Baylor	1028	22-6
11	Ohio State	966	27-6
12	Washington	935	26-5
13	UCLA	804	25-6
14	Kentucky	741	25-5
15	Florida	626	22-9
16	Illinois	594	22-12
17	Penn State	554	21-11
18	Utah	498	22-9
19	Kansas	435	18-12
20	Western Kentucky	403	28-2
21	Stanford	366	19-11
22	Creighton	275	31-4
23	Washington State	212	20-12
24	Oregon	161	22-9
25	Miami (FL)	64	24-5

Others receiving votes: Mississippi State 30; Tennessee 27; UCF 24; Dayton 12; Hawai'i 12; Rice 12; Pepperdine 8; Ball State 3

NCAA VOLLEYBALL RPI

2021 FINAL STANDINGS
 (Auburn Opponents Only)

RK	SCHOOL	RECORD	AUBURN'S RESULT
8	Kentucky	22-4	L L
18	Florida	20-6	L
26	Mississippi State	25-5	L
28	Tennessee	19-8	L
41	South Carolina	14-13	L
44	Arkansas	18-10	L L
57	Ole Miss	19-8	L
67	Texas A&M	12-14	L W
79	LSU	12-13	L
96	Georgia	11-16	W L
152	Tennessee Tech	16-14	W
163	AUBURN	13-15	-----
171	Florida A&M	25-6	L
182	Alabama	10-18	W W
190	Santa Clara	11-15	W
200	Missouri	4-24	W L
221	Cal State Fullerton	10-15	W
239	Jackson State	17-13	W
253	Belmont	9-20	W
255	Nicholls	11-17	W
269	Alabama State	17-17	L
285	Southeastern Louisiana	9-18	W
323	North Alabama	9-20	W



RECORD BOOK

**ALL-SEC SELECTIONS**

- 1990:** Gina Thomas (First Team)
1992: Gina Thomas (First Team)
 Lori Russell (Second Team)
1993: Laura Cookley (Second Team)
1994: Allyson Beecroft (Second Team)
 Rani Whitson (Second Team)
1995: Rani Whitson (Second Team)
1996: Allyson Beecroft (First Team)
 Rani Whitson (First Team)
 Piper Craig (Second Team)
1997: Jaunelle Hamilton (First Team)
 Brooke McCarley (First Team)
 Piper Craig (Second Team)
1998: Jaunelle Hamilton (First Team)
 Brooke McCarley (First Team)
 Piper Craig (Second Team)
1999: Jaunelle Hamilton (First Team)
 Brooke McCarley (First Team)
2000: Jaunelle Hamilton (Second Team)
2008: Jessica Glover (Second Team)
2010: Morgan Johns (Second Team)
2012: Sarah Bullock (Second Team)
 Camila Jersonsky (Second Team)
2013: Camila Jersonsky
2016: Jesse Earl
 Alexa Filley
2017: Jesse Earl
 Alexa Filley

SEC ALL-FRESHMEN TEAM SELECTIONS

- 2009:** Sarah Bullock
2010: Camila Jersonsky
2015: Brenna McIlroy
2016: Gwyn Jones
2018: Mica Allison
 Tatum Shipes

SEC FRESHMAN OF THE YEAR

- 1993:** Allyson Beecroft
1997: Jaunelle Hamilton

SEC SCHOLAR ATHLETE OF THE YEAR

- 2006:** Rachel Shanks
2007: Rachel Shanks
2013: Camila Jersonsky
2015: Stephanie Campbell
2017: Macy Reece

SEC ALL-TOURNAMENT SELECTIONS

- 1987:** Terri Duckworth
1995: Sarah Watson
1996: Rani Whitson

AVCA All-AMERICANS

- 2017:** Jesse Earl (Honorable Mention)

AVCA ALL-DISTRICT IV

- 1998:** Jaunelle Hamilton (First Team)
1999: Jaunelle Hamilton (First Team)

AVCA ALL-SOUTH REGION

- 2013:** Camila Jersonsky (First Team)
2015: Jesse Earl
 Alexa Filley (Honorable Mention)
2016: Jesse Earl
 Alexa Filley (Honorable Mention)
2017: Jesse Earl
 Alexa Filley (Honorable Mention)
 Shaina White (Honorable Mention)
2018: Anna Stevenson

GREG PRATT AWARD

- 1998:** Stephanie Jackson

USVBA ALL-REGION

- 1986:** Carol Hall
 Gretchen Thompson

COSIDA ACADEMIC ALL-DISTRICT

- 1991:** Jennifer Kleyn (First Team)
1992: Jennifer Kleyn (First Team)
1996: Piper Craig (Second Team)
1997: Piper Craig (First Team)
2006: Rachel Shanks (First Team)
 Julie Bosley (Third Team)
2007: Rachel Shanks (First Team)
2013: Camila Jersonsky (First Team)
 Chelsea Wintzinger (First Team)
2014: Stephanie Campbell (First Team)
2015: Stephanie Campbell (First Team)
2020: **Val Green (First Team)**

COSIDA ACADEMIC ALL-AMERICA

- 1991:** Jennifer Kleyn (Second Team)
1992: Jennifer Kleyn (First Team)
2006: Rachel Shanks (Third Team)
2007: Rachel Shanks (First Team)
2013: Camila Jersonsky (First Team)
 Chelsea Wintzinger (Third Team)

SEC ACADEMIC HONOR ROLL

- 1986:** Mary Orndorff
1987: Mary Orndorff
1988: Carol Hall
1989: Carol Hall
 Jennifer Kleyn
 Mary Orndorff
1990: Jennifer Kleyn
 Janel Newkirk

- 1991:** Jennifer Kleyn
 Janel Newkirk
 Elizabeth Winstead
1992: Laura Cookley
 Margot Neville
 Janel Newkirk
1993: Laura Cookley
 Shannon Kiracofe
 Margot Neville
 Amanda Smith
1994: Tama English
 Stephanie English
 Amanda Smith
1995: Stephanie Fine
 Amanda Smith
 Rani Whitson
1996: Piper Craig
 Stephanie Fine
 Heather Franey
 Krista Singleton
 Rani Whitson
1997: Piper Craig
 Katie Grieve
 Krista Singleton
 Emily Suter
 Amy Wilson
1998: Piper Craig
 Amy Wilson
1999: Dawn Davenport
 Stephanie Jackson
 Scheryal Lane
2000: Dawn Davenport
 Jennifer Gracen
 Jaunelle Hamilton
 Stephanie Jackson
 Scheryal Lane
2001: Jennifer Gracen
2003: Christine Irraggi
2004: Julie Bosler
 Jennifer Buckert
 Lauren Couch
 Brittney Diaz
 Ashlee Johns
 Elin Mogollon
 Bailey Veit
2005: Jennifer Amobi
 Julie Bosler
 Whitney Jacob
 Jelena Sekulic
 Rachel Shanks
 Bailey Veit
2006: Julie Bosler
 Marissa Fields
 Whitney Jacob
 Dalia Naidzinaviciute



INDIVIDUAL HONORS & AWARDS

2007: Joanna Pappas
Rachel Shanks
Marissa Fields
Whitney Jacob
Rachel Shanks
Kaitlin Simon

2008: Milena Bukinac
Lauren Mellor
Sara Shanks
Rebecca Simon

2009: Liz Crouch
Katherine Culwell
MacKenzy Harper
Lauren Mellor
Sara Shanks
Christina Solverson
Jonelle Wallace

2010: Liz Crouch
Katherine Culwell
Kelly Fidero
MacKenzy Harper
Camila Jersonsky
Lauren Mellor
Brittney Rhude
Kathia Rud
Christina Solverson
Jonelle Wallace
Chelsea Wintzinger

2011: Sarah Bullock
Katherine Culwell
Kelly Fidero
MacKenzy Harper
Camila Jersonsky
Brittney Rhude
Kathia Rud
Christina Solverson
Chelsea Wintzinger
Sarah Wroblecky

2012: Mary Hannah Arrington
Sarah Bullock
Katherine Culwell
MacKenzy Harper
Camila Jersonsky
Halle Kearney
Courtney McDonald
Brittney Rhude
Ciara Richards
Kathia Rud
Chelsea Wintzinger
Sarah Wroblecky

2013: Mary Hannah Arrington
Kia Bright
Stephanie Campbell
Katherine Culwell
Alyssa Ivey

Camila Jersonsky
Halle Kearney
Emily Klitzke
Courtney McDonald
Kristel Moor
Ciara Richards
Chloe Rowand
Kathia Rud
Taylor Schill
Chelsea Wintzinger
Sarah Wroblecky

2014: Mary Hannah Arrington
Stephanie Campbell
Courtney Crable
Alexa Filley
Emily Klitzke
Kristel Moor
Tate Pember
Macy Reece
Taylor Schill
Kelly Stewart

2015: Mary Hannah Arrington
Breanna Barksdale
Stephanie Campbell
Courtney Crable
Alexa Filley
Allie Gamble
Alyssa Ivey
Emily Klitzke
Brenna McLroy
Abigail Miller
Tate Pember
Macy Reece
Taylor Schill
Kelly Stewart

2016: Karis Beasley
Enija Bidzane
Stephanie Campbell
Courtney Crable
Alexa Filley
Gwyn Jones
Emily Klitzke
Brenna McLroy
Tate Pember
Macy Reece
Kelly Stewart

2017: Karis Beasley
Enija Bidzane
Courtney Crable
Alexa Filley
Gwyn Jones
Morgan Kull
Brenna McLroy
Shea McNamara
Macy Reece

Anna Stevenson
Payton White
Shaina White

2018: Karis Beasley
Enija Bidzane
Val Green
Gwyn Jones
Morgan Kull
Chesney McClellan
Brenna McLroy
Shea McNamara
Katie Persons
Bella Rosenthal
Taylor Rowland
Anna Stevenson
Payton White
Shaina White

2019: Enija Bidzane
Jaeden Brown
Lauren Dorrell
Val Green
Marissa Hines
Morgan Kull
Chesney McClellan
Shea McNamara
Molly Pember
Bella Rosenthal
Payton White
Shaina White

2020: **Jackie Barrett**
Jaeden Brown
Lauren Dorrell
Val Green
Marissa Hines
Chesney McClellan
Molly Pember
Katie Persons
Bella Rosenthal
Tatum Shipes
Payton White
Elif Su Yavuz

2021: Kate Curtis
Rebekah Rath
Jordan Sinness
Cassidy Tanton

Active student-athletes are listed in **BOLD**.



OFFENSIVE RECORDS

KILLS

PLAYER	YEARS	KILLS
1. Jaunelle Hamilton	1997-00	1,848
2. Allyson Beecroft	1993-96	1,727
3. Brooke McCarley	1997-00	1,704
4. Gina Thomas	1988-92	1,467
5. Rachel Shanks	2004-07	1,319
6. Brenna McLroy	2015-18	1,288
7. Sarah Bullock	2009-12	1,272
8. Bridgitte Sims	1989-91	1,149
9. Jessica Glover	2005-08	1,137
10. Rani Whitson	1993-96	1,102

KILLS PER SET (MIN. 500 KILLS)

PLAYER	YEARS	AVG.
1. Brooke McCarley	1997-00	4.40
2. Jaunelle Hamilton	1997-00	4.23
3. Allyson Beecroft	1993-96	4.00
4. Ashlee Johns	2003-04	3.82
5. Terri Duckworth	1987-88	3.63
6. Jennifer Amobi	2003-05	3.57
7. Rachel Shanks	2004-07	3.43
8. Bridgette Sims	1989-91	3.40
9. Jessica Glover	2005-08	3.17
10. Sarah Bullock	2009-12	2.93
Brenna McLroy	2015-18	2.93

ATTACK PERCENTAGE (MIN. 1,000 ATT.)

PLAYER	YEARS	K	E	ATT.	PCT.
1. Camila Jersonsky	2010-13	894	237	1,853	.355
2. Jaunelle Hamilton	1997-00	1,848	532	3,827	.344
3. Brooke McCarley	1997-00	1,704	455	3,847	.325
4. Terri Duckworth	1987-99	876	291	1,860	.315
5. Shaina White	2017-19	512	121	1,267	.309
6. Rani Whitson	1993-96	1,102	383	2,562	.281
7. Julie Bosley	2003-06	558	178	1,359	.280
8. Gina Thomas	1988-92	1,467	540	3,319	.279
9. Stephanie Campbell	2013-16	673	205	1,669	.276
10. Whitney Jacob	2004-07	1,093	428	2,522	.264

ATTACKS

PLAYER	YEARS	ATTACKS
1. Allyson Beecroft	1993-96	4,349
2. Brenna McLroy	2015-18	4,027
3. Brooke McCarley	1997-00	3,847
4. Jaunelle Hamilton	1997-00	3,827
5. Sarah Bullock	2009-12	3,774
6. Rachel Shanks	2004-07	3,703
7. Gina Thomas	1988-92	3,319
8. Katherine Culwell	2009-13	3,130
Jessica Glover	2005-08	3,130
10. Jenifer Kleyn	1988-91	3,107

ASSISTS

PLAYER	YEARS	ASSISTS
1. Piper Craig	1995-98	5,053
2. Alexa Filley	2014-17	4,721
3. Janel Newkirk	1989-92	4,071
4. Mary Orndorff	1986-89	3,242
5. Chelsea Wintzinger	2010-13	2,654
6. Tama English	1991-94	2,535
7. Joanna Pappas	2005-06	2,073

ASSISTS PER SET (MIN. 500 ASSISTS)

PLAYER	YEARS	AVG.
1. Piper Craig	1995-98	12.86
2. Traci Price	1999-00	11.77
3. Maira Mogollon	2003-04	11.38
4. Chris Murphy	1993-96	11.35
5. Joanna Pappas	2005-06	11.15
6. Alexa Filley	2014-17	10.24
7. Mica Allison	2018	10.05

ACES

PLAYER	YEARS	ACES
1. Jenifer Kleyn	1988-91	338
2. Lori Russell	1989-92	201
3. Gretchen Thompson	1986-89	164
4. Tory Gutierrez	1989-92	160
5. Terri Duckworth	1987-88	158
6. Jaunelle Hamilton	1997-00	148
7. Allyson Beecroft	1993-96	138
8. Brenna McLroy	2015-18	137
9. Whitney Jacob	2004-07	134
10. Janel Newkirk	1989-92	129

ACES PER SET (MIN. 40 ACES)

PLAYER	YEARS	AVG.
1. Jenifer Kleyn	1988-91	0.71
2. Terri Duckworth	1987-88	0.66
3. Lori Russell	1989-92	0.46
4. Jenny Fisler	1987-88	0.40
5. Bridgitte Sims	1989-91	0.37
Jesse Earl	2015-17	0.37
7. Gretchen Thompson	1986-89	0.36
8. Maira Mogollon	2003-04	0.35
Tory Gutierrez	1989-92	0.35
10. Jaunelle Hamilton	1997-00	0.34

DEFENSIVE RECORDS

DIGS

PLAYER	YEARS	DIGS
1. Liz Crouch	2007-10	1,703
2. Jesse Earl	2015-17	1,657
3. Gretchen Thompson	1986-89	1,495
4. Alexa Filley	2014-17	1,315
5. Allyson Beecroft	1993-96	1,249
6. Sarah Wroblecky	2010-13	1,238
7. Sarah Bullock	2009-12	1,210
8. Rachel Shanks	2004-07	1,185
9. Brenna McLroy	2015-18	1,078
10. Sarah Watson	1992-95	1,036

DIGS PER SET (MIN. 500 DIGS)

PLAYER	YEARS	AVG.
1. Jesse Earl	2015-17	4.79
2. Liz Crouch	2007-10	4.00
3. Sarah Wroblecky	2010-13	3.65
4. Gretchen Thompson	1986-89	3.26
5. Bella Rosenthal	2018-Pr.	3.10
6. Rachel Shanks	2004-07	3.08
7. Allyson Beecroft	1993-96	2.89
8. Alexa Filley	2014-17	2.85
9. Bailey Veit	2002-05	2.80
Emily Suter	1995-98	2.80

BLOCKS - SOLO

PLAYER	YEARS	BLOCKS
1. Gina Thomas	1988-92	159
2. Tory Gutierrez	1989-92	157
3. Jaunelle Hamilton	1997-00	106
4. Julie Bosler	2003-06	98
5. Rani Whitson	1993-96	61
6. Katherine Culwell	2009-13	59
7. Mary Olks	1986-89	58
8. Whitney Jacob	2004-07	56
9. Sarah Bullock	2009-12	54
10. Camila Jersonsky	2010-13	51

BLOCKS - ASSISTS

PLAYER	YEARS	BLOCKS
1. Jaunelle Hamilton	1997-00	465
2. Rani Whitson	1993-96	426
3. Gina Thomas	1988-92	360
4. Whitney Jacob	2004-07	351
5. Tory Gutierrez	1989-92	318
6. Camila Jersonsky	2010-13	317
7. Julie Bosley	2003-06	265
8. La'Toi Finley	1994-97	261
Krista Singleton	1994-97	261
10. Breanna Barksdale	2014-16	252

TOTAL BLOCKS

PLAYER	YEARS	BLOCKS
1. Jaunelle Hamilton	1997-00	571
2. Gina Thomas	1988-92	519
3. Rani Whitson	1993-96	487
4. Tory Gutierrez	1989-92	475
5. Whitney Jacob	2004-07	407
6. Camila Jersonsky	2010-13	368
7. Julie Bosler	2003-06	363
8. Breanna Barksdale	2014-16	292
9. La'Toi Finley	1994-97	289
10. Krista Singleton	1994-97	276

BLOCKS PER SET (MIN. 100 BLOCKS)

PLAYER	YEARS	AVG.
1. Jaunelle Hamilton	1997-00	1.31
2. Rani Whitson	1993-96	1.16
3. Julie Bosler	2003-06	1.06
4. Tory Gutierrez	1989-92	1.03
5. Gina Thomas	1988-92	0.98
6. Whitney Jacob	2004-07	0.96
7. Camila Jersonsky	2009-13	0.92
8. Anna Stevenson	2017-18	0.90
Heather Franey	1995-96,98	0.90
10. La'Toi Finley	1994-97	0.88

Active student-athletes are listed in **BOLD**.



OFFENSIVE RECORDS

KILLS

PLAYER	YEAR	KILLS
1. Brooke McCarley	1997	526
2. Terri Duckworth	1988	520
3. Jaunelle Hamilton	1997	504
4. Jaunelle Hamilton	1998	499
5. Rachel Shanks	2006	487
Brooke McCarley	1999	487
7. Brooke McCarley	1998	471
8. Bridgitte Sims	1990	459
9. Antje Seitz	1988	450
10. Jaunelle Hamilton	1999	447

KILLS PER SET (MIN. 100 KILLS)

PLAYER	YEAR	AVG.
1. Brooke McCarley	1997	4.83
2. Jaunelle Hamilton	1997	4.75
3. Jaunelle Hamilton	1998	4.54
4. Allyson Beecroft	1996	4.41
5. Allyson Beecroft	1994	4.40
6. Brooke McCarley	1998	4.28
7. Brooke McCarley	1999	4.23
8. Brooke McCarley	2000	4.15
9. Allyson Beecroft	1995	3.98
10. Terri Duckworth	1988	3.97

ATTACK PERCENTAGE (MIN. 250 ATT.)

PLAYER	YEAR	K	E	ATT.	PCT.
1. Jaunelle Hamilton	1998	499	139	983	.375
2. Shaina White	2017	276	44	632	.367
3. Jaunelle Hamilton	1997	504	141	1,002	.362
4. Camila Jersonsky	2012	269	73	550	.356
Camila Jersonsky	2011	166	37	362	.356
6. Camila Jersonsky	2010	157	47	311	.354
7. Camila Jersonsky	2013	302	80	630	.352
8. Brooke McCarley	1997	526	149	1,112	.339
9. Brooke McCarley	1998	471	116	1,055	.336
10. Jaunelle Hamilton	2000	398	109	862	.335

ATTACKS

PLAYER	YEAR	ATTACKS
1. Rachel Shanks	2006	1,316
2. Allyson Beecroft	1994	1,298
3. Rachel Shanks	2007	1,233
4. Brooke McCarley	1999	1,198
5. Allyson Beecroft	1995	1,176
6. Jenifer Kleyn	1991	1,148
7. Jessica Glover	2006	1,118
8. Terri Duckworth	1988	1,114
9. Brenna McIlroy	2016	1,113
10. Brooke McCarley	1997	1,112

ASSISTS

PLAYER	YEAR	ASSISTS
1. Janel Newkirk	1991	1,542
2. Piper Craig	1997	1,529
3. Joanna Pappas	2006	1,411
4. Janel Newkirk	1990	1,358
5. Traci Price	1999	1,352
6. Piper Craig	1998	1,317
7. Alexa Filley	2016	1,227
8. Alexa Filley	2015	1,226
9. Piper Craig	1996	1,202
10. Alexa Filley	2014	1,175

ASSISTS PER SET (MIN. 200 ASSISTS)

PLAYER	YEAR	AVG.
1. Piper Craig	1997	14.16
2. Chris Murphy	1995	13.18
3. Piper Craig	1996	12.79
4. Piper Craig	1995	12.41
5. Chris Murphy	1996	12.27
6. Tama English	1993	12.16
7. Piper Craig	1998	11.97
8. Traci Price	1999	11.96
9. Janel Newkirk	1991	11.86
10. Maira Mogollon	2004	11.85

ACES

PLAYER	YEAR	ACES
1. Jenifer Kleyn	1990	107
2. Jenifer Kleyn	1991	96
3. Terri Duckworth	1987	84
4. Terri Duckworth	1988	74
5. Jenifer Kleyn	1989	73
6. Lori Russell	1989	71
7. Tory Gutierrez	1991	63
8. Jenifer Kleyn	1990	62
9. Gina Thomas	1990	57
10. Lori Russell	1990	56
Bridgitte Sims	1989	56

ACES PER SET (MIN. 15 ACES)

PLAYER	YEAR	AVG.
1. Jenifer Kleyn	1990	0.80
2. Jenifer Kleyn	1989	0.78
3. Terri Duckworth	1987	0.76
4. Jenifer Kleyn	1991	0.70
5. Terri Duckworth	1988	0.56
6. Jenifer Kleyn	1988	0.55
Lori Russell	1991	0.55
8. Lori Russell	1990	0.50
9. Maira Mogollon	2003	0.49
10. Tory Gutierrez	1991	0.46
Bridgitte Sims	1989	0.46
Brenna McIlroy	2018	0.46

DEFENSIVE RECORDS

DIGS

PLAYER	YEAR	DIGS
1. Jesse Earl	2016	612
2. Jesse Earl	2017	529
3. Jesse Earl	2015	516
4. Sarah Wroblecky	2013	493
5. Liz Crouch	2010	469
6. Liz Crouch	2009	453
7. Alyssa Ivey	2014	434
8. Sarah Wroblecky	2012	431
9. Rachel Shanks	2006	430
10. Gretchen Thompson	1986	405

DIGS PER SET (MIN. 100 DIGS)

PLAYER	YEAR	AVG.
1. Jesse Earl	2017	5.19
2. Jesse Earl	2016	4.98
3. Sarah Wroblecky	2013	4.56
4. Jesse Earl	2015	4.26
5. Liz Crouch	2007	4.22
6. Bailey Veit	2005	4.16
7. Liz Crouch	2009	4.08
8. Alyssa Ivey	2014	4.02
9. Liz Crouch	2010	4.01
10. Sarah Wroblecky	2012	3.99

BLOCKS - SOLO

PLAYER	YEAR	BLOCKS
1. Gina Thomas	1990	59
2. Tory Gutierrez	1989	47
3. Tory Gutierrez	1991	45
4. Tory Gutierrez	1990	44
5. Julie Bosler	2006	37
6. Gina Thomas	1989	32
7. Jaunelle Hamilton	1999	31
8. Julie Bosler	2005	30
Jaunelle Hamilton	1998	30
10. Gina Thomas	1988	29

BLOCKS - ASSISTS

PLAYER	YEAR	BLOCKS
1. Jaunelle Hamilton	1999	131
Rani Whitson	1995	131
3. Rani Whitson	1994	129
4. Gina Thomas	1989	123
5. Jaunelle Hamilton	2000	116
6. Jaunelle Hamilton	1997	115
7. Camila Jersonsky	2012	108
8. La'Toi Finley	1995	104
9. Jaunelle Hamilton	1998	103
Rani Whitson	1996	103

TOTAL BLOCKS

PLAYER	YEAR	BLOCKS
1. Jaunelle Hamilton	1999	162
2. Rani Whitson	1995	148
3. Jaunelle Hamilton	1997	143
4. Rani Whitson	1994	140
5. Julie Bosler	2006	137
6. Jaunelle Hamilton	1998	133
Jaunelle Hamilton	2000	133
8. Rani Whitson	1996	121
9. Camila Jersonsky	2012	119
10. Whitney Jacob	2006	115

BLOCKS PER SET (MIN. 40 BLOCKS)

PLAYER	YEAR	BLOCKS
1. Jaunelle Hamilton	1999	1.43
2. Tory Gutierrez	1989	1.41
3. Jaunelle Hamilton	1997	1.35
4. Rani Whitson	1995	1.29
5. Jaunelle Hamilton	2000	1.23
6. Gina Thomas	1989	1.22
7. Julie Bosler	2004	1.21
Jaunelle Hamilton	1998	1.21
9. Rani Whitson	1994	1.16
10. Anna Stevenson	2018	1.15



OFFENSIVE RECORDS

KILLS

PLAYER	YEAR	KILLS
1. Rebekah Rath	2021	438
2. Jessica Glover	2008	410
3. Sarah Bullock	2012	371
4. Sarah Bullock	2010	354
5. Brenna McClroy	2016	351
6. Kelly Fidero	2011	341
7. Courtney Crable	2015	333
Brenna McClroy	2015	333
9. Katherine Culwell	2012	330
10. Katherine Culwell	2013	326

KILLS PER SET (MIN. 100 KILLS)

PLAYER	YEAR	AVG.
1. Rebekah Rath	2021	4.30
2. Sarah Bullock	2012	3.50
3. Jessica Glover	2008	3.45
4. Kelly Fidero	2011	3.22
5. Brenna McClroy	2016	3.13
Katherine Culwell	2013	3.13
7. Katherine Culwell	2012	3.03
Sarah Bullock	2010	3.03
9. Brenna McClroy	2018	3.00
10. Brenna McClroy	2017	2.86

ATTACK PERCENTAGE (MIN. 250 ATT.)

PLAYER	YEAR	PCT.
1. Shaina White	2017	.367
2. Camila Jersonsky	2012	.356
Camila Jersonsky	2011	.356
4. Camila Jersonsky	2010	.354
5. Camila Jersonsky	2013	.351
6. Alyssa Davis	2009	.316
7. Morgan Johns	2010	.305
8. Stephanie Campbell	2013	.281
9. Stephanie Campbell	2015	.280
10. Stephanie Campbell	2014	.279

ATTACKS

PLAYER	YEAR	ATTACKS
1. Rebekah Rath	2021	1,383
2. Brenna McClroy	2016	1,113
3. Sarah Bullock	2012	1,090
4. Courtney Crable	2014	1,062
5. Brenna McClroy	2015	1,043
6. Katherine Culwell	2012	1,033
7. Sarah Bullock	2010	993
8. Jessica Glover	2008	988
9. Katherine Culwell	2013	981
10. Brenna McClroy	2017	938

ASSISTS

PLAYER	YEAR	ASSISTS
1. Alexa Filley	2016)	1,227
2. Alexa Filley	2015	1,226
3. Alexa Filley	2014	1,175
4. Alexa Filley	2017	1,093
5. Mica Allison	2018	1,055
6. Sara Shanks	2008	995
7. Jackie Barrett	2021	809
8. Chelsea Wintzinger	2011	791
9. Christina Solverson	2010	740
10. Chelsea Wintzinger	2012	680

ASSISTS PER SET (MIN. 200 ASSISTS)

PLAYER	YEAR	AVG.
1. Alexa Filley	2017	10.72
2. Alexa Filley	2014	10.22
3. Alexa Filley	2015	10.13
4. Mica Allison	2018	10.05
5. Alexa Filley	2016	9.98
6. Sara Shanks	2008	8.43
7. Jackie Barrett	2021	8.00
8. Marissa Hines	2019	7.51
9. Chelsea Wintzinger	2011	7.39
10. Morgan Kull	2019	6.94

ACES

PLAYER	YEAR	ACES
1. Brenna McClroy	2018	48
2. Jesse Earl	2016	46
3. Jesse Earl	2017	42
4. Jesse Earl	2015	39
5. Brenna McClroy	2016	36
6. Chelsea Wintzinger	2013	35
7. Courtney Crable	2014	33
8. Brenna McClroy	2015	32
9. Sara Shanks	2008	30
Alexa Filley	2015	30

ACES PER SET (MIN. 15 ACES)

PLAYER	YEAR	AVG.
1. Brenna McClroy	2018	0.46
2. Jesse Earl	2017	0.41
3. Jesse Earl	2016	0.37
4. Chelsea Wintzinger	2013	0.34
5. Jesse Earl	2015	0.32
Brenna McClroy	2016	0.32
7. Courtney Crable	2014	0.27
8. Brenna McClroy	2015	0.26
9. Alexa Filley	2015	0.25
Sara Shanks	2008	0.25
Kelly Stewart	2016	0.25

DEFENSIVE RECORDS

DIGS

PLAYER	YEAR	DIGS
1. Jesse Earl	2016	612
2. Jesse Earl	2017	529
3. Jesse Earl	2015	516
4. Bella Rosenthal	2021	495
5. Sarah Wroblecky	2013	481
6. Liz Crouch	2010	469
7. Liz Crouch	2009	453
8. Alyssa Ivey	2014	434
9. Sarah Wroblecky	2012	431
10. Liz Crouch	2008	389

DIGS PER SET (MIN. 100 DIGS)

PLAYER	YEAR	AVG.
1. Jesse Earl	2017	5.19
2. Jesse Earl	2016	4.98
3. Bella Rosenthal	2021	4.81
4. Sarah Wroblecky	2013	4.62
5. Jesse Earl	2015	4.26
6. Liz Crouch	2009	4.08
7. Alyssa Ivey	2014	4.02
8. Liz Crouch	2010	4.01
9. Sarah Wroblecky	2012	3.99
10. Liz Crouch	2008	3.70

BLOCKS - SOLO

PLAYER	YEAR	BLOCKS
1. Katherine Culwell	2012	25
2. Tatum Shipes	2021	22
3. Sarah Bullock	2012	18
Jessica Glover	2008	18
Anna Stevenson	2018	18
6. Kelly Fidero	2011	17
Sarah Bullock	2011	17
8. Katherine Culwell	2013	16
Camila Jersonsky	2013	16
10. Camila Jersonsky	2011	15
Jaeden Brown	2019	15

BLOCKS - ASSISTS

PLAYER	YEAR	BLOCKS
1. Tatum Shipes	2021	120
2. Camila Jersonsky	2012	108
3. Lauren Mellor	2009	90
4. Camila Jersonsky	2013	89
5. Breanna Barksdale	2014	87
6. Courtney McDonald	2012	84
7. Breanna Barksdale	2016	83
8. Breanna Barksdale	2015	82
9. Anna Stevenson	2018	73
10. Stephanie Campbell	2014	72

TOTAL BLOCKS

PLAYER	YEAR	BLOCKS
1. Tatum Shipes	2021	142
2. Camila Jersonsky	2012	119
3. Camila Jersonsky	2013	105
4. Breanna Barksdale	2014	101
5. Lauren Mellor	2009	97
Breanna Barksdale	2016	97
7. Breanna Barksdale	2015	94
8. Anna Stevenson	2018	91
9. Courtney McDonald	2012	89
10. Stephanie Campbell	2014	86

BLOCKS PER SET (MIN. 50 BLOCKS)

PLAYER	YEAR	BLOCKS
1. Tatum Shipes	2021	1.42
2. Anna Stevenson	2018	1.15
3. Camila Jersonsky	2012	1.09
4. Camila Jersonsky	2013	1.01
5. Chloe Rowand	2011	0.97
6. Breanna Barksdale	2014	0.91
7. Stephanie Campbell	2015	0.90
8. Camila Jersonsky	2011	0.89
9. Lauren Mellor	2009	0.88
10. Breanna Barksdale	2016	0.84

Active student-athletes are listed in **BOLD**.

**SETS (GAMES) PLAYED**

	SETS	YEAR
1.	141	1988
2.	139	1990
3.	138	1991
4.	128	1989
5.	124	2006
6.	123	2016
7.	121	1994
	121	2010
	121	2015
10.	119	2008

OFFENSIVE RECORDS**HITTING PERCENTAGE**

	PCT.	YEAR
1.	.268	1998
2.	.260	1997
3.	.233	1988
4.	.231	2010
5.	.230	2000
6.	.223	2018
7.	.220	2013
8.	.219	1991
9.	.217	2009
10.	.216	2012
	.216	2004

KILLS

	KILLS	YEAR
1.	1,938	1988
2.	1,915	1991
3.	1,854	1997
4.	1,846	1995
5.	1,815	1999
6.	1,807	1990
7.	1,737	1994
8.	1,725	2006
9.	1,660	2007
10.	1,645	2016

ATTACKS

	ATTACKS	YEAR
1.	4,851	1991
2.	4,819	1994
3.	4,763	1995
4.	4,751	1999
5.	4,701	2006
6.	4,666	1988
7.	4,635	1990
8.	4,583	2016
9.	4,569	2007
10.	4,437	2015

KILLS PER SET

	K/S	YEAR
1.	16.70	1997
2.	15.91	1995
3.	15.78	1999
4.	15.11	2000
5.	15.06	1998
6.	14.69	2007
7.	14.38	2004
8.	14.36	1994
9.	13.91	2006
10.	13.88	1991

ASSISTS

	ASSISTS	YEAR
1.	1,807	1991
2.	1,686	1988
3.	1,640	1997
4.	1,635	1990
5.	1,615	1999
6.	1,610	1995
7.	1,583	2006
8.	1,553	2007
9.	1,546	1994
10.	1,540	2016

ASSISTS PER SET

	AST/S	YEAR
1.	14.77	1997
2.	14.04	1999
3.	13.88	1995
4.	13.74	2007
5.	13.54	2000
6.	13.33	1998
7.	13.16	2004
8.	13.09	1991
9.	12.91	2013
10.	12.82	2017

ACES

	ACES	YEAR
1.	403	1990
2.	382	1988
3.	358	1991
4.	344	1989
5.	297	1986
6.	274	1987
7.	201	1998
8.	196	1999
9.	193	1993
10.	187	2007

DEFENSIVE RECORDS**DIGS**

	AST/S	YEAR
1.	2,065	1988
2.	1,957	2006
3.	1,950	2007
4.	1,890	2015
5.	1,878	2016
6.	1,858	1986
7.	1,844	1994
8.	1,809	2012
9.	1,792	2013
	1,792	1999

DIGS PER SET

	D/S	YEAR
1.	17.26	2007
2.	17.20	1986
3.	16.89	1992
4.	16.60	2012
5.	16.59	2013
6.	16.13	2017
7.	15.78	2006
8.	15.62	2015
9.	15.58	1999
10.	15.27	2015

TOTAL BLOCKS

	BLOCKS	YEAR
1.	360.0	1989
2.	343.5	1990
3.	329.5	1988
4.	310.5	1999
5.	294.0	1995
6.	285.0	1994
7.	279.5	1998
8.	276.0	2006
9.	274.0	2000
10.	261.0	1993

BLOCKS - SOLO

	BLOCKS	YEAR
1.	152	1990
2.	145	1988
3.	134	1991
4.	122	1989
5.	88	1986
6.	83	1998
7.	80	2003
8.	79	2006
9.	76	2011
	76	1987

BLOCKS - ASSISTS

	BLOCKS	YEAR
1.	486	1995
2.	481	1994
3.	476	1989
4.	471	1999
5.	456	2000
6.	417	2021
7.	394	2006
8.	393	1998
9.	383	1990
10.	382	1993

BLOCKS PER SET

	BLK/S	YEAR
1.	2.81	1989
2.	2.70	1999
3.	2.54	2000
	2.54	1998
5.	2.53	1995
6.	2.47	1990
7.	2.44	2021
8.	2.39	1993
9.	2.37	2012
10.	2.36	1994



TEAM MATCH RECORDS

TEAM KILLS - SIDEOUT ERA

	KILLS	OPPONENT (SETS)	DATE
1.	114	vs. Kentucky (5)	10/5/97
2.	107	at Tulane (5)	11/10/90
3.	99	vs. Georgia Tech (5)	9/14/95
4.	96	vs. Butler (5)	9/10/94
5.	95	vs. Pittsburgh (5)	9/13/91
6.	94	vs. Lamar (5)	9/24/88
7.	91	vs. LSU (5)	11/13/94
8.	90	at Ole Miss (5)	10/13/96
9.	89	vs. Arkansas (4)	10/20/96
10.	88	at Rhode Island (5)	9/5/97
	88	vs. Mississippi State (4)	10/24/97
	88	vs. Mississippi State (5)	11/12/00

TEAM KILLS - RALLY ERA

	KILLS	OPPONENT (SETS)	DATE
1.	84	vs. Virginia Tech (5)	9/2/06
	84	at Georgia (5)	9/17/06
3.	82	vs. Georgia Southern (5)	9/2/05
4.	81	at Mercer (5)	9/8/04
5.	80	vs. Kentucky (5)	10/1/06
	80	vs. Ole Miss (5)	10/24/03
7.	79	at Alabama (5)	10/30/11
8.	77	vs. Ole Miss (5)	10/26/18
9.	75	at South Carolina (5)	11/16/14
	75	at Georgia (5)	11/2/14
	75	vs. Green Bay (5)	9/5/13
	75	vs. Tennessee State (4)	8/25/07
	75	vs. Arkansas (5)	10/8/04
	75	at LSU (5)	10/25/15

TEAM ASSISTS - RALLY ERA

	AST.	OPPONENT (SETS)	DATE
1.	79	vs. Georgia Southern (5)	9/2/05
2.	77	at Mercer (5)	9/8/04
3.	76	at Georgia (5)	9/17/06
4.	74	vs. South Carolina (5)	10/5/14
	74	at Alabama (5)	10/30/11
	74	vs. Ole Miss (5)	9/24/03
7.	72	at Georgia (5)	11/2/14
	72	vs. Tennessee State (4)	8/25/07
	72	at LSU (5)	10/25/15
	72	vs. Ole Miss (5)	10/26/18

TEAM DIGS - RALLY ERA

	DIGS	OPPONENT (SETS)	DATE
1.	112	at LSU (5)	11/15/13
2.	109	at LSU (5)	10/25/15
3.	107	vs. Northwestern State (5)	9/20/14
4.	105	vs. Nicholls St. (4)	9/17/21
5.	99	at Ole Miss (5)	10/18/16
6.	97	vs. Georgia (4)	11/7/07
	97	vs. LSU (5)	10/5/15
	97	at Tennessee (5)	10/4/17
9.	94	at Tennessee (5)	11/16/12
10.	93	at Georgia (5)	9/17/06
	93	vs. Tennessee (4)	11/9/17

TEAM ACES - RALLY ERA

	ACES	OPPONENT (SETS)	DATE
1.	18	vs. Delaware State (3)	9/13/03
2.	16	vs. Tennessee State (4)	8/25/07
	16	vs. Southeastern Louisiana (3)	9/9/06
4.	14	vs. Troy (3)	8/27/10
	14	vs. Alabama State (3)	9/5/03
6.	13	vs. Tennessee State (5)	8/30/19
	13	at SMU (5)	8/26/06
	13	vs. Mississippi State (5)	10/26/03
9.	12	vs. Louisiana Tech (4)	9/7/07
	12	at Lafayette (3)	9/12/03
	12	vs. Grambling State (3)	9/1/05

TEAM TOTAL BLOCKS - RALLY ERA

	BLK	OPPONENT (SETS)	DATE
1.	18.0	vs. Alabama (5)	10/2/21
	18.0	vs. South Florida (5)	9/13/14
2.	17.0	at Arkansas (5)	10/10/21
	17.0	at South Carolina (4)	10/29/20
	17.0	at Georgia Southern (5)	9/12/09
	17.0	vs. Mississippi State (5)	11/5/04
7.	16.0	vs. Tennessee (4)	11/9/14
	16.0	vs. Ole Miss (5)	10/24/03
9.	15.0	vs. Alabama (4)	9/23/12
	15.0	vs. Arkansas (5)	11/2/12
	15.0	vs. Tennessee (4)	10/21/11
	15.0	at South Carolina (3)	10/17/10
	15.0	vs. Mississippi State (5)	11/10/06
	15.0	at South Carolina (5)	9/15/06

15.0	vs. Georgia (4)	11/4/05
15.0	at Ole Miss (5)	10/22/04

TEAM HITTING - ALL ERAS

	PCT.	OPPONENT (SETS)	DATE
1.	.530 (41-6-66)	vs. LSU (3)	11/2/97
2.	.514 (65-11-105)	at Ole Miss (3)	10/18/98
3.	.489 (52-6-94)	vs. Alabama A&M (3)	8/29/09
4.	.487 (46-8-78)	vs. Navy (3)	9/15/00
5.	.485 (38-6-66)	vs. Drexel (3)	9/10/93
	.485 (53-5-99)	vs. Eastern Illinois (3)	9/1/18
7.	.474 (52-7-95)	at South Carolina (3)	10/26/12
8.	.472 (40-6-72)	vs. Delaware State (3)	9/13/03
9.	.471 (54-5-104)	vs. Mississippi State (3)	11/29/14
10.	.469 (35-5-64)	vs. Alabama A&M (3)	8/28/09
11.	.468 (N/A)	vs. Alabama State (3)	10/8/87
12.	.462 (52-9-93)	at Georgia State (3)	8/28/07
13.	.455 (55-9-101)	vs. Alabama (3)	11/10/98
14.	.450 (42-6-80)	vs. Mercer (3)	9/5/13
15.	.448 (50-11-87)	vs. Grambling (3)	9/1/05
16.	.440 (43-10-75)	vs. Chicago State (3)	9/11/99
	.440 (55-11-100)	vs. UAB (3)	9/3/00
18.	.429 (49-10-91)	at LSU (3)	9/26/97
19.	.420 (45-8-88)	vs. Lipscomb (3)	9/20/03
20.	.422 (43-8-83)	at Georgia Tech (3)	8/25/17

Records set in the Brent Crouch era are listed in **BOLD**.

TEAM MATCH RECORDS (BY SET)

KILLS

SETS	KILLS	OPPONENT	DATE
3s	76	vs. LSU	10/18/96
4s	89	vs. Arkansas	10/20/9
5s	114	vs. Kentucky	10/5/97

ATTACKS

SETS	ATT.	OPPONENT	DATE
3s	160	vs. South Carolina	10/19/97
4s	213	at Ole Miss	10/3/93
5s	229	at LSU	11/15/13

HITTING PERCENTAGE (MIN. 10 KILLS)

SETS	PCT.	OPPONENT	DATE
3s	.530 (41-6-66)	vs. LSU	11/2/97
4s	.365 (70-20-137)	vs. Alabama	11/6/97
5s	.362 (74-20-149)	at Minnesota	9/19/98

BLOCKS - SOLO

SETS	BLK	OPPONENT	DATE
3s	8 (3x)	last, vs. IUPUI	9/4/98
4s	10	at Tennessee Tech	10/14/88
5s	13	vs. NC State	9/21/91

BLOCKS - ASSISTS

SETS	BLK	OPPONENT	DATE
3s	27	at Samford	10/3/00
4s	32	at South Carolina	10/29/20
5s	28 (3x)	last, vs. Mississippi State	11/12/00

TOTAL BLOCKS

SETS	BLK	OPPONENT	DATE
3s	15.0	vs. Alabama	11/5/93
	15.0	at South Carolina	10/17/10
4s	17.0	at South Carolina	10/29/20
5s	18.0	vs. South Florida	9/13/14

DIGS

SETS	DIGS	OPPONENT	DATE
3s	76	at Ole Miss	11/16/07
4s	115	vs. NE Louisiana	9/12/86
5s	117	vs. Central Florida	11/8/86

ASSISTS

SETS	AST	OPPONENT	DATE
3s	60	vs. Pittsburgh	8/31/97
4s	77	vs. Mississippi State	10/24/97
5s	100	vs. Kentucky	10/5/97

SERVICE ACES

SETS	ACE	OPPONENT	DATE
3s	18	vs. Delaware State	9/13/03
4s	16	vs. Tennessee State	8/25/07
5s	13	vs. Tennessee State	8/30/19
	13	vs. Mississippi State	10/26/03



INDIVIDUAL MATCH RECORDS - SIDEOUT ERA (PRE-2001)

INDIVIDUAL KILLS

	KILLS	PLAYER-OPPONENT (SETS)	DATE
1.	34	Bridgitte Sims vs. Tulane (5)	11/10/90
2.	33	Brooke McCarley at Rhode Island (5)	9/5/97
3.	32	Jaunelle Hamilton vs. Kentucky (5)	10/5/97
4.	31	Jaunelle Hamilton vs. Miss. State (5)	11/12/00
	31	Allyson Beecroft vs. LSU (5)	10/14/94
	30	Rani Whitson vs. Butler (5)	9/10/94
	30	Gretchen Thompson vs. Central Fla. (5)	11/8/86
8.	29	Brooke McCarley at Kansas (4)	9/11/99
	29	Jaunelle Hamilton at Alabama (5)	11/5/98
	29	Brooke McCarley vs. Kentucky (5)	10/5/97
	29	Terri Duckworth vs. Lamar (5)	9/24/88
12.	28	Brooke McCarley at Georgia (5)	9/22/00
	28	Terri Duckworth vs. Northern Iowa (5)	9/10/88
14.	27	Nicole Sandifer vs. Miss. State (5)	11/12/00
	27	Brooke McCarley at Houston (5)	9/18/99
	27	Brooke McCarley at Alabama (5)	11/5/98
	27	Jaunelle Hamilton vs. Ga. State (4)	9/29/98
	27	Jaunelle Hamilton at Ole Miss (5)	11/14/97
	27	Jaunelle Hamilton vs. Miss. State (4)	10/24/97
	27	Allyson Beecroft at LSU (5)	11/13/94
21.	26	Brooke McCarley at Minnesota (5)	9/19/98
	26	Allyson Beecroft at Georgia Tech (5)	9/14/95
	26	Allyson Beecroft vs. Tennessee (4)	9/25/94
	26	Bridgitte Sims vs. N.C. State (5)	9/21/91
25.	25	Jaunelle Hamilton at Ole Miss (4)	10/29/99
	25	Brooke McCarley vs. S. Carolina (4)	10/22/99
	25	Brooke McCarley vs. UAB (3)	9/7/99
	25	Jaunelle Hamilton at LSU (5)	11/15/98
	25	Jaunelle Hamilton at Minnesota (5)	9/19/98
	25	Brooke McCarley vs. Utah State (5)	9/13/97
	25	Brooke McCarley at George Mason (4)	9/12/97
	25	Brooke McCarley vs. Clemson (5)	8/29/97

INDIVIDUAL HITTING PCT. (MIN. 12 KILLS)

	PCT.	PLAYER-OPPONENT (SETS)	DATE
1.	.813 (13-0-16)	Laura Coakley vs. UNC-Asheville (4)	9/28/91
2.	.750 (25-1-32)	Jaunelle Hamilton vs. Ole Miss (4)	10/29/99
3.	.731 (20-1-26)	Jaunelle Hamilton vs. Ole Miss (3)	10/18/98
4.	.706 (12-0-17)	Terri Duckworth vs. Georgia Tech (3)	11/14/88
5.	.667 (17-1-24)	Jaunelle Hamilton vs. Northeastern (3)	9/6/97
	.667 (12-2-15)	Bridgitte Sims vs. Eastern Kentucky (3)	9/9/89
7.	.654 (18-1-26)	Rani Whitson at Kentucky (3)	10/27/96
8.	.639 (25-2-36)	Jaunelle Hamilton at Minnesota (5)	9/19/98
9.	.636 (22-1-33)	Jaunelle Hamilton vs. Miss. State (4)	9/24/99
10.	.619 (15-2-21)	Laura Coakley vs. W. Carolina (3)	9/17/93

INDIVIDUAL TOTAL BLOCKS

	BLK (S-A)	PLAYER-OPPONENT (SETS)	DATE
1.	14 (3-11)	Tory Gutierrez vs. Georgia State (4)	10/3/89
2.	12 (2-10)	Jaunelle Hamilton vs. Miss. State (5)	11/12/00
	12 (3-9)	La'Toi Finley at Georgia Tech (5)	9/14/95
4.	11 (2-9)	Jaunelle Hamilton at Miss. State (5)	10/31/99
	11 (2-9)	Jaunelle Hamilton vs. Georgia (4)	10/24/99
	11 (1-10)	Rani Whitson at Georgia (4)	10/8/95
	11 (3-8)	Rani Whitson vs. Tennessee (4)	9/25/94
8.	10 (2-8)	Jaunelle Hamilton at Ga. State (4)	10/12/99
	10 (2-8)	Michelle Knox at Kansas (4)	9/11/99
	10 (4-6)	Shannon Kiracofe vs. Ole Miss (5)	10/4/91
	10 (5-5)	Gina Thomas vs. Florida (4)	10/12/90
	10 (2-8)	Mary Olsks at Clemson (4)	9/15/89
13.	9 (1-8)	Traci Price vs. George Mason (5)	9/4/99
	9 (0-9)	Jaunelle Hamilton vs. George Mason (5)	9/4/99
	9 (0-9)	Jaunelle Hamilton at Florida State (5)	9/1/99
	9 (1-8)	Jaunelle Hamilton at W. Michigan (4)	9/5/98
	9 (2-7)	Jaunelle Hamilton vs. Utah State (5)	9/13/97
	9 (1-8)	Jaunelle Hamilton at UMBC (3)	9/13/97
	9 (3-6)	Jaunelle Hamilton at Providence (5)	9/9/97
	9 (2-7)	Rani Whitson vs. Georgia (4)	9/29/96
	9 (2-7)	Rani Whitson at Arkansas (5)	11/11/94
	9 (0-9)	Krista Singleton vs. LSU (5)	10/14/94
	9 (1-8)	Tory Gutierrez vs. UNC (5)	9/7/90
	9 (1-8)	Tory Gutierrez vs. Ole Miss (4)	11/3/89
	9 (3-6)	Gina Thomas vs. South Florida (4)	10/26/89
	9 (4-5)	Gina Thomas at Florida (5)	11/20/88

INDIVIDUAL SERVICE ACES

	ACES	PLAYER-OPPONENT (SETS)	DATE
1.	10	Jenifer Kleyn vs. Seneca (3)	10/5/90
	10	Jenifer Kleyn at Ole Miss (5)	9/28/90
3.	9	Jenifer Kleyn vs. Montevallo (5)	9/10/91
	9	Jenifer Kleyn vs. Fla. International (3)	9/6/91
	9	Ann Schelling at Huntingdon (5)	10/20/86
6.	8	Jenifer Kleyn vs. Eastern Kentucky (3)	9/21/91
	8	Terri Duckworth at UAB (4)	11/1/88
8.	7	Lori Russell at Kentucky (4)	10/25/91
	7	Jenifer Kleyn vs. Tennessee (4)	11/2/90
	7	Jenifer Kleyn vs. Utah (3)	9/22/89
	7	Jenifer Kleyn vs. Alabama (5)	9/16/89
	7	Jenny Fisler at Western Carolina (3)	10/16/88

INDIVIDUAL ASSISTS

	AST	PLAYER-OPPONENT (SETS)	DATE
1.	92	Piper Craig vs. Kentucky (5)	10/5/97
2.	87	Chris Murphy at Georgia Tech (5)	9/14/95
3.	78	Tama English vs. LSU (5)	11/13/94
	76	Piper Craig vs. Arkansas (4)	10/20/96
5.	75	Mary Orndorff vs. Lamar (5)	9/24/88
6.	74	Meghan Keck vs. Mississippi State (5)	11/12/00
	74	Traci Price at Houston (5)	9/18/99
8.	73	Piper Craig vs. Mississippi State (4)	10/24/97
	73	Chris Murphy at LSU (5)	9/22/95
	73	Janel Newkirk vs. Pittsburgh (5)	9/13/91
11.	72	Traci Price at Georgia (5)	9/22/00
	72	Piper Craig at Alabama (5)	11/5/98
	72	Piper Craig vs. Ole Miss (5)	10/26/97
	72	Piper Craig at Rhode Island (5)	9/5/97
	72	Piper Craig vs. Arkansas (5)	11/18/95
	72	Piper Craig at Ole Miss (5)	11/10/95

INDIVIDUAL DIGS

	DIGS	PLAYER-OPPONENT (SETS)	DATE
1.	34	Gretchen Thompson at NE La. (4)	9/12/86
2.	30	Lori Russell at Butler (5)	9/5/92
3.	29	Gretchen Thompson vs. Virginia Tech (4)	9/2/89
4.	28	Carol Hall vs. Central Florida (5)	11/8/86
5.	27	Sarah Watson vs. Butler (5)	9/10/94
	27	Allyson Beecroft vs. Butler (5)	9/10/94
7.	26	Gretchen Thompson vs. Illinois State (4)	9/8/98
	26	Sarah Watson at Morehead State (5)	10/24/94
	26	Allyson Beecroft at North Carolina (5)	9/25/93
	26	Lori Russell vs. North Carolina (5)	9/26/92
11.	25	Stephanie Jackson at Ga State (4)	10/12/99
	25	Stephanie Jackson at Houston (5)	9/18/99
	25	Emily Suter at Ole Miss (5)	11/14/97
	25	Stephanie Fine at Georgia Tech (5)	9/14/95
	25	Allyson Beecroft at Ole Miss (5)	11/10/93
	25	Stephanie Fine vs. SW Missouri St. (5)	9/4/93
	25	Bridgette Sims at Kentucky (5)	11/10/91

INDIVIDUAL MATCH RECORDS (BY SET)

KILLS

SETS	KILLS	PLAYER-OPPONENT	DATE
3s	25	Brooke McCarley vs. UAB	9/7/99
4s	29	Rebekah Rath at Arkansas	10/9/21
	29	Brooke McCarley at Kansas	9/11/99
5s	34	Bridgitte Sims vs. Tulane	11/10/90

ATTACKS

SETS	ATT.	PLAYER-OPPONENT	DATE
3s	56	Allyson Beecroft at Florida	9/30/94
4s	75	Rebekah Rath at Arkansas	10/9/21
5s	84	Rebekah Rath at Texas A&M	11/4/17

HITTING PERCENTAGE (MIN. 10 KILLS)

SETS	PCT.	PLAYER	DATE
3s	.773 (17-0-22)	Ashlee Johns	9/13/03
4s	.813 (13-0-16)	Laura Coakley	9/28/91
5s	.714 (10-0-14)	Dalia Naidzinaviciut	9/2/05

BLOCKS - SOLO

SETS	BLK	PLAYER-OPPONENT	DATE
3s	5	Gina Thomas vs. Georgetown	9/13/90
4s	5	Gina Thomas vs. Florida	10/12/90
5s	6	Tory Gutierrez vs. Louisville	10/21/89
	6	Lisa Harvey vs. Tuskegee	10/7/86

BLOCKS - ASSISTS

SETS	BLK	PLAYER-OPPONENT	DATE
3s	9	Bailey Veit at SMU	9/21/02
	9	Camila Jersonsky vs. Missouri St.	12/2/10
4s	11	Tory Gutierrez vs. Georgia State	10/3/89
5s	10	Jaunelle Hamilton vs. Mississippi St.	11/12/00
	10	Stephanie Campbell vs. St. John's	9/19/15

TOTAL BLOCKS

SETS	BLK	PLAYER-OPPONENT	DATE
3s	9 (3x)	last, Camila Jersonsky vs. Missouri St.	12/2/10
4s	14	Tory Gutierrez vs. Georgia State	10/3/89
5s	12	Jaunelle Hamilton vs. Mississippi St.	11/12/00
	12	La'Toi Finley at Georgia Tech	9/14/95

DIGS

SETS	DIGS	PLAYER-OPPONENT	DATE
3s	31	Liz Crouch at Mississippi State	9/18/09
4s	34	Gretchen Thompson vs. ULM	9/12/86
5s	37	Payton White vs. Butler	8/31/19

ASSISTS

SETS	AST	PLAYER-OPPONENT	DATE
3s	64	Piper Craig vs. LSU	10/18/96
4s	76	Piper Craig vs. Arkansas	10/20/96
5s	92	Piper Craig vs. Kentucky	10/5/97

SERVICE ACES

SETS	ACE	PLAYER-OPPONENT	DATE
3s	10	Jenifer Kleyn vs. Seneca	10/5/90
4s	8	Terri Duckworth at UAB	11/1/88
5s	10	Jenifer Kleyn at Ole Miss	9/28/90



INDIVIDUAL MATCH RECORDS - RALLY ERA (2001-PRESENT)

INDIVIDUAL KILLS

	KILLS	PLAYER-OPPONENT (SETS)	DATE
1.	30	Ashlee Johns vs. Arkansas (5)	10/8/04
2.	29	Rebekah Rath at Arkansas (4)	10/9/21
3.	27	Kelly Fidero at Alabama (5)	10/30/11
4.	26	Jessica Glover at Georgia (5)	9/17/06
	26	Camila Lago vs. Mississippi State (5)	10/26/03
6.	25	Macy Reece vs. South Florida (5)	9/13/14
	25	Rachel Shanks vs. Georgia (4)	11/7/07
	25	Jelena Sekulic at Arkansas (5)	10/7/07
	25	Rachel Shanks vs. Virginia Tech (5)	9/2/06
	25	Jennifer Amobi vs. Tennessee (4)	11/19/04
11.	24	Rebekah Rath at Alabama St. (5)	9/26/21
	24	Rebekah Rath vs Santa Clara (5)	9/12/21
	24	Sarah Bullock at Tennessee (5)	11/16/12
	24	Morgan Johns at Alabama (5)	11/19/10
	24	Rachel Shanks vs. Tennessee State (4)	8/25/07
	24	Rachel Shanks at Kentucky (5)	11/17/06
	24	Ashlee Johns at Kentucky (4)	9/26/04
18.	23	Ashlee Johns at LSU (5)	10/3/03
	23	Ashlee Johns vs. Ole Miss (5)	10/24/03
	23	Jennifer Amobi vs. Mississippi State (4)	10/23/05
	23	Jennifer Amobi vs. Arkansas (4)	9/30/05
	23	Rachel Shanks at South Carolina (5)	9/15/06
	23	Rachel Shanks at Arkansas (4)	11/3/06
	23	Whitney Jacob at Tennessee (4)	10/28/07
	23	Grace Boyd vs. Ole Miss (5)	9/23/01
	23	Taylor Rowland at Kansas	9/26/18

INDIVIDUAL HITTING PCT. (MIN. 12 KILLS)

	PCT.	PLAYER-OPPONENT (SETS)	DATE
1.	.773 (17-0-22)	Ashlee Johns vs. Delaware State (3)	9/13/03
2.	.722 (14-1-18)	Jonelle Wallace vs. Beth.-Cook. (3)	9/5/08
3.	.688 (12-1-16)	Shaina White vs. American (3)	9/8/18
4.	.667 (16-0-24)	Jonelle Wallace at Georgia (5)	11/24/10
5.	.650 (13-0-20)	Breanna Barksdale at Arkansas (5)	10/30/15
6.	.647 (13-1-17)	Alyssa Davis vs. Jacksonville State (5)	9/8/09
7.	.632 (12-0-19)	Courtney McDonald vs. Kentucky (5)	10/23/11
	.632 (12-0-19)	Camila Jersonsky vs. Austin Peay (4)	9/3/11
9.	.619 (14-1-21)	Camila Jersonsky vs. Miss. State (3)	11/3/13
	.619 (14-1-21)	Breanna Barksdale vs. Samford (4)	8/29/15
	.619 (14-1-21)	Shaina White vs. Furman (4)	8/26/17
12.	.611 (12-1-18)	Negin Azarbehvi vs. Middle Tenn. St. (3)	9/13/02
	.611 (12-1-18)	Morgan Johns at Ole Miss (4)	11/22/09
14.	.609 (15-1-23)	Julie Bosler vs. Kentucky (5)	10/1/06
15.	.600 (13-1-20)	Emily Klitzke vs. Mississippi State (5)	11/29/14
	.600 (12-0-20)	Morgan Johns vs. Alabama A&M (3)	8/29/09
	.600 (13-1-20)	Jelena Sekulic at Georgia State (3)	8/28/07
18.	.591 (16-2-26)	Camila Jersonsky vs. Ole Miss (4)	10/24/13
19.	.586 (19-2-29)	Jennifer Amobi vs. Grambling (3)	9/1/05
20.	.583 (15-1-24)	Dalia Naidzinavicius vs. Clemson (3)	9/17/05

INDIVIDUAL TOTAL BLOCKS

	BLK (S-A)	PLAYER-OPPONENT (SETS)	DATE
1.	12 (2-10)	Tatum Shipes vs Alabama (4)	10/2/21
	11 (4-7)	Breanna Barksdale at Florida (4)	11/23/16
3.	10 (1-9)	Tatum Shipes at Arkansas (4)	10/9/21
4.	10 (0-10)	Stephanie Campbell vs. St. John's (5)	9/19/15
	10 (2-8)	Julie Bosler vs. South Carolina (5)	9/15/06
	10 (3-7)	Julie Bosler vs. Mississippi State (5)	11/5/04
	10 (2-8)	Julie Bosler vs. Mississippi State (5)	10/2/03
	10 (1-9)	Bailey Veit vs. Mercer (5)	9/20/03
9.	9 (1-8)	Tatum Shipes vs Nicholls St. (4)	9/17/21
	9 (0-9)	Tatum Shipes at Arkansas (5)	10/3/21
	9 (0-9)	Jaeden Brown at South Carolina (4)	10/29/20
	9 (5-4)	Anna Stevenson at Ole Miss (4)	9/30/18
	9 (2-7)	Anna Stevenson at Mississippi State (5)	9/26/18
	9 (1-8)	Camila Jersonsky vs. Arkansas (4)	11/2/12
	9 (0-9)	Courtney McDonald vs. Alabama (4)	9/23/12
	9 (0-9)	Camila Jersonsky vs. Missouri State (3)	12/2/10
	9 (0-9)	Alyssa Davis at Georgia Southern (5)	9/12/09
	9 (2-7)	Whitney Jacob at South Carolina (5)	9/14/07
	9 (3-6)	Whitney Jacob vs. Georgia (4)	11/4/05
	9 (2-7)	Julie Bosler vs. Texas State	9/9/05
	9 (1-8)	Bailey Veit vs. Iowa State (5)	9/4/04
	9 (2-7)	Julie Bosler vs. Ole Miss (5)	10/24/03
	9 (0-9)	Julie Bosler at LSU (5)	10/3/03
	9 (0-9)	Bailey Veit at Southern Methodist (3)	9/21/02

INDIVIDUAL SERVICE ACES

	ACES	PLAYER-OPPONENT (SETS)	DATE
1.	7	Katherine Culwell vs. Tennessee (3)	11/22/13
	7	Maira Mogallon vs. Delaware State (3)	9/13/03
3.	6	Brenna McLroy at Missouri (4)	10/19/18
	6	Whitney Jacob vs. Arkansas (5)	10/15/06
5.	5	Rebekah Rath at Texas A&M (5)	11/5/21
6.	5	Jesse Earl at Florida State (5)	9/16/17
	5	Jesse Earl at Georgia (4)	10/2/16
	5	Alexa Filley vs. LSU (5)	10/4/15
	5	Liz Crouch vs. Troy (3)	8/27/10
	5	Rachel Shanks at South Alabama (3)	9/9/06
	5	Whitney Jacob vs. Louisiana-Monroe (3)	8/25/06
	5	Whitney Jacob vs. Mississippi State (4)	10/23/05
	5	Rachel Shanks vs. Clemson (3)	9/17/05
	5	Whitney Jacob vs. Grambling (3)	9/1/05
	5	Maira Mogallon vs. Mississippi State (5)	10/26/03
	5	Maira Mogallon at Lafayette (3)	9/12/03
	5	Maira Mogallon vs. Bethune-Cookman (4)	9/6/03
	5	Jennifer Buckert vs. Alabama State (3)	9/5/03
	5	Brittany Diaz vs. Marist (4)	9/7/02
	5	Laura Hastings vs. Western Michigan (3)	9/1/01
	5	Grace Boyd at South Carolina (3)	10/26/01

INDIVIDUAL ASSISTS

	AST	PLAYER-OPPONENT (SETS)	DATE
1.	76	Jordan Elliott at Mercer (5)	9/8/04
2.	71	Maira Mogallon vs. Ole Miss (5)	10/24/03
3.	68	Michele Ashmore vs. Georgia Southern (5)	9/2/05
4.	66	Joanna Pappas at Georgia (5)	9/17/06
5.	65	Maira Mogallon vs. Arkansas (5)	10/8/04
	65	Nicki Gerig vs. Tennessee State (4)	8/25/07
7.	64	Jordan Elliott vs. Iowa State (5)	9/4/04
8.	63	Alexa Filley vs. South Carolina (5)	10/5/14
	63	Maira Mogallon vs. Xavier (4)	11/26/04
	63	Sara Shanks at Arkansas (5)	10/7/07
11.	62	Joanna Pappas vs. Virginia Tech (5)	9/2/06
	62	Maira Mogallon vs. Mississippi State (5)	10/26/03
13.	61	Mica Allison vs. Ole Miss (5)	10/26/18
	61	Alexa Filley at LSU (5)	10/25/15
	61	Joanna Pappas at Kentucky (5)	11/17/06
	61	Joanna Pappas vs. Kentucky (5)	10/1/06
17.	60	Joanna Pappas vs. South Carolina (5)	10/22/06
18.	59	Maira Mogallon vs. Bethune-Cookman (4)	9/6/03
	59	Maira Mogallon vs. Mississippi State (5)	11/5/04
	59	Sara Shanks at Tennessee (4)	10/28/07

INDIVIDUAL DIGS

	DIGS	PLAYER-OPPONENT (SETS)	DATE
1.	37	Payton White vs. Butler (5)	8/31/19
2.	36	Jelena Sekulic at Kentucky (5)	11/17/06
	36	Jesse Earl at Tennessee (5)	10/4/17
4.	34	Bailey Veit vs. Georgia Southern (5)	9/2/05
	34	Jesse Earl at Mississippi State (5)	11/13/15
6.	33	Bella Rosenthal vs. Missouri (5)	10/17/21
7.	33	Sarah Wroblecky at LSU (5)	11/15/13
	33	Jesse Earl at LSU (4)	11/15/17
9.	31	Liz Crouch at Mississippi State (3)	9/18/09
10.	30	Liz Crouch vs. Georgia (4)	11/7/07
	30	Jesse Earl at Florida State (5)	9/16/17
12.	29	Jesse Earl at Mississippi State (4)	9/30/16
	29	Jesse Earl vs. Ole Miss (5)	11/6/16
	29	Jesse Earl vs. Missouri (5)	9/29/17
15.	28	Jesse Earl vs. Santa Clara (4)	9/3/16
	28	Jesse Earl vs. Miami (OH) (5)	9/9/16
	28	Jesse Earl vs. LSU (5)	9/23/16
	28	Jesse Earl at Ole Miss (5)	10/18/16
	28	Jesse Earl vs. St. John's (5)	9/19/15
	28	Alyssa Ivey vs. Northwestern State (5)	9/20/14
	28	Sarah Wroblecky at Alabama (5)	10/30/11

Records set in the Brent Crouch era are listed in **BOLD**.



1,000 KILLS CLUB

JAUNELLE HAMILTON (1997-2000) 1,848 KILLS

YEAR	SP	K	K/S	E	TA	PCT.
1997	106	504	4.75	141	1,002	.362
1998	110	499	4.54	130	983	.375
1999	113	447	3.96	152	980	.309
2000	108	398	3.69	109	862	.335
TOTALS	437	1,848	4.23	532	3,827	.344

ALLYSON BEECROFT (1993-1996) 1,727 KILLS

YEAR	SP	K	K/S	E	TA	PCT.
1993	109	351	3.22	170	918	.197
1994	117	515	4.40	243	1,298	.210
1995	112	446	3.98	239	1,176	.176
1996	94	415	4.41	193	957	.232
TOTALS	432	1,727	4.00	845	4,349	.203

BROOKE MCCARLEY (1997-2000) 1,704 KILLS

YEAR	SP	K	K/S	E	TA	PCT.
1997	109	526	4.83	149	1,112	.339
1998	110	471	4.28	116	1,055	.336
1999	115	487	4.23	128	1,198	.300
2000	53	220	4.15	62	482	.328
TOTALS	387	1,704	4.40	455	3,847	.325

GINA THOMAS (1988-1992) 1,467 KILLS

YEAR	SP	K	K/S	E	TA	PCT.
1988	127	261	2.06	132	663	.195
1989	127	355	2.80	153	825	.245
1990	137	396	2.89	125	868	.312
1991	32	113	3.53	25	214	.411
1992	114	342	3.00	105	750	.316
TOTALS	537	1,467	2.73	540	3,319	.279

RACHEL SHANKS (2004-2007) 1,319 KILLS

YEAR	SP	K	K/S	E	TA	PCT.
2004	61	160	2.62	80	421	.190
2005	87	248	2.85	140	733	.147
2006	124	487	3.93	261	1,316	.172
2007	113	424	3.75	208	1,233	.175
TOTALS	385	1,319	3.43	689	3,703	.170

BRENNA MCILROY (2015-2018) 1,288 KILLS

YEAR	SP	K	K/S	E	TA	PCT.
2015	121	333	2.75	183	1,043	.144
2016	112	351	3.13	166	1,113	.166
2017	102	292	2.86	147	938	.155
2018	104	312	3.00	128	933	.197
TOTALS	439	1,288	2.93	624	4,027	.165

SARAH BULLOCK (2009-2012) 1,272 KILLS

YEAR	SP	K	K/S	E	TA	PCT.
2009	113	296	2.62	135	889	.181
2010	117	354	3.03	146	993	.209
2011	98	251	2.56	124	802	.158
2012	106	371	3.50	156	1,090	.197
TOTALS	434	1,272	2.93	561	3,774	.188

BRIDGITTE SIMS (1989-1991) 1,149 KILLS

YEAR	SP	K	K/S	E	TA	PCT.
1989	121	355	2.93	153	825	.245
1990	130	462	3.55	256	1,093	.188
1991	86	332	3.86	155	810	.219
TOTALS	337	1,149	3.41	564	2,728	.214

JESSICA GLOVER (2005-2008) 1,137 KILLS

YEAR	SP	K	K/S	E	TA	PCT.
2005	19	18	0.95	8	57	.175
2006	113	374	3.31	200	1,118	.156
2007	108	335	3.10	174	967	.166
2008	119	410	3.45	163	988	.250
TOTALS	359	1,137	3.17	545	3,130	.189

RANI WHITSON (1993-1996) 1,102 KILLS

YEAR	SP	K	K/S	E	TA	PCT.
1993	78	122	1.56	63	337	.175
1994	121	345	2.85	121	786	.285
1995	115	287	2.50	101	670	.278
1996	106	348	3.28	98	769	.325
TOTALS	420	1,102	2.62	383	2,562	.281

WHITNEY JACOB (2004-2007) 1,093 KILLS

YEAR	SP	K	K/S	E	TA	PCT.
2004	102	262	2.57	92	568	.299
2005	87	205	2.36	87	459	.257
2006	124	286	2.31	141	703	.206
2007	113	340	3.01	108	792	.293
TOTALS	426	1,093	2.57	428	2,522	.264

JENIFER KLEYN (1988-1991) 1,070 KILLS

YEAR	SP	K	K/S	E	TA	PCT.
1988	113	238	2.11	113	629	.199
1989	93	126	1.35	67	366	.161
1990	134	311	2.32	183	965	.133
1991	138	395	2.86	182	1,148	.186
TOTALS	478	1,070	2.24	545	3,108	.169

GRETCHEN THOMPSON (1986-1989) 1,062 KILLS

YEAR	SP	K	K/S	E	TA	PCT.
1986	102	326	3.20	167	856	.196
1987	107	262	2.44	131	734	.178
1988	130	181	1.39	93	533	.165
1989	119	293	2.46	142	790	.191
TOTALS	458	1,062	2.32	533	2,913	.182

KATHERINE CULWELL (2009-2013) 1,013 KILLS

YEAR	SP	K	K/S	E	TA	PCT.
2009	113	224	1.98	114	661	.166
2010	87	126	1.45	66	417	.144
2012	109	330	3.03	168	1,033	.157
2013	108	333	3.08	156	1,019	.174
TOTALS	417	1,013	2.43	504	3,130	.163

LAURA COAKLEY (1990-1993) 1,008 KILLS

YEAR	SP	K	K/S	E	TA	PCT.
1990	99	143	1.44	98	410	.110
1991	93	204	2.19	94	438	.251
1992	112	305	2.72	129	889	.198
1993	109	356	3.27	117	894	.267
TOTALS	413	1,008	2.44	438	2,631	.217

1,000 DIGS CLUB

LIZ CROUCH (2007-2010) 1,703 DIGS

YEAR	SP	DIGS	D/S
2007	93	392	4.22
2008	105	389	3.70
2009	111	453	4.08
2010	117	469	4.01
TOTALS	426	1,703	4.00

JESSE EARL (2015-2017) 1,657 DIGS

YEAR	SP	DIGS	D/S
2015	121	516	4.26
2016	123	612	4.98
2017	102	529	5.19
TOTALS	346	1,657	4.79

GRETCHEN THOMPSON (1986-1989) 1,495 DIGS

YEAR	SP	DIGS	D/S
1986	102	408	4.00
1987	107	385	3.60
1988	130	364	2.80
1989	119	338	2.84
TOTALS	458	1,495	3.26

ALEXA FILLEY (2014-2017) 1,315 DIGS

YEAR	SP	DIGS	D/S
2014	115	329	2.86
2015	121	313	2.59
2016	123	367	2.98
2017	102	306	3.00
TOTALS	461	1,315	2.85

ALLYSON BEECROFT (1993-1996) 1,249 DIGS

YEAR	SP	DIGS	D/S
1993	109	324	2.97
1994	117	319	2.73
1995	112	309	2.76
1996	94	297	3.16
TOTALS	432	1,249	2.89

SARAH WROBLICKY (2010-2013) 1,238 DIGS

YEAR	SP	DIGS	D/S
2010	30	29	0.97
2011	93	293	3.06
2012	108	431	3.99
2013	108	493	4.56
TOTALS	339	1,238	3.65

SARAH BULLOCK (2009-2012) 1,210 DIGS

YEAR	SP	DIGS	D/S
2009	113	275	2.43
2010	117	306	2.62
2011	98	278	2.84
2012	106	351	3.31
TOTALS	434	1,210	2.79

RACHEL SHANKS (2004-2007) 1,185 DIGS

YEAR	SP	DIGS	D/S
2004	61	129	2.11
2005	87	264	3.03
2006	124	430	3.47
2007	113	362	3.20
TOTALS	385	1,185	3.08

BRENNA MCILROY (2015-2018) 1,078 DIGS

YEAR	SP	DIGS	D/S
2015	121	291	2.40
2016	112	257	2.29
2017	102	278	2.73
2018	104	252	2.42
TOTALS	439	1,078	2.46

SARAH WATSON (1992-1995) 1,036 DIGS

YEAR	SP	DIGS	D/S
1992	49	122	2.49
1993	109	249	2.28
1994	113	337	2.98
1995	112	328	2.93
TOTALS	383		

**HITTING PERCENTAGE (MIN. 500 ATTACKS)**

YEAR	PLAYER	PCT.
2021	Liz Reich	.253
2020*	NONE QUALIFIED	
2019	Tatum Shipes	.128
2018	Gwyn Jones	.275
2017	Shaina White	.367
2016	Gwyn Jones	.265
2015	Emily Klitzke	.226
2014	Stephanie Campbell	.279
2013	Camila Jersonsky	.352
2012	Camila Jersonsky	.356
2011	Kelly Fidero	.228
2010	Morgan Johns	.305
2009	Morgan Johns	.258
2008	Jessica Glover	.250
2007	Whitney Jacob	.293
2006	Julie Bosler	.322
2005	Jennifer Amobi	.167
2004	Whitney Jacob	.299
2003	Ashlee Johns	.230
2002	Bailey Veit	.173
2001	Grace Boyd	.250
2000	Jaunelle Hamilton	.335
1999	Jaunelle Hamilton	.301
1998	Jaunelle Hamilton	.375
1997	Jaunelle Hamilton	.362
1996	Rani Whitson	.325
1995	La'Toi Finley	.287
1994	Rani Whitson	.285
1993	Laura Coakley	.267
1992	Gina Thomas	.318
1991	Tory Gutierrez	.259
1990	Tory Gutierrez	.244
1989	Gina Thomas	.245
1988	Antje Seitz	.312
1987	Terri Duckworth	.324
1986	Mary Olks	.209

KILLS

YEAR	PLAYER	KILLS
2021	Rebekah Rath	438
2020*	Tatum Shipes	59
2019	Tatum Shipes	269
2018	Brenna McIlroy	312
2017	Brenna McIlroy	292
2016	Brenna McIlroy	351
2015	Courtney Crable/Brenna McIlroy	333
2014	Courtney Crable	320
2013	Katherine Culwell	333
2012	Sarah Bullock	371
2011	Kelly Fidero	341
2010	Sarah Bullock	354
2009	Sarah Bullock	296
2008	Jessica Glover	410
2007	Rachel Shanks	424
2006	Rachel Shanks	487
2005	Jennifer Amobi	308
2004	Ashlee Johns	382
2003	Ashlee Johns	328
2002	Brittney Diaz	207
2001	Grace Boyd	238
2000	Jaunelle Hamilton	398
1999	Brooke McCarley	487
1998	Jaunelle Hamilton	499
1997	Brooke McCarley	526
1996	Allyson Beecroft	415
1995	Allyson Beecroft	446
1994	Allyson Beecroft	515
1993	Laura Coakley	356
1992	Lori Russell	365
1991	Jennifer Kleyn	395
1990	Bridgette Sims	459

1989	Bridgette Sims	429
1988	Terri Duckworth	520
1987	Terri Duckworth	356
1986	Gretchen Thompson	326

KILLS PER SET

YEAR	PLAYER	K/S
2021	Rebekah Rath	4.25
2020*	Tatum Shipes	2.36
2019	Enija Bidzane	2.64
2018	Brenna McIlroy	3.00
2017	Brenna McIlroy	2.86
2016	Brenna McIlroy	3.13
2015	Courtney Crable	2.82
2014	Courtney Crable	2.78
2013	Katherine Culwell	3.08
2012	Sarah Bullock	3.50
2011	Kelly Fidero	3.22
2010	Sarah Bullock	3.03
2009	Sarah Bullock	2.62
2008	Jessica Glover	3.45
2007	Rachel Shanks	3.75
2006	Rachel Shanks	3.93
2005	Jennifer Amobi	3.80
2004	Ashlee Johns	3.75
2003	Ashlee Johns	3.90
2002	Kathia McKenzie	2.85
2001	Grace Boyd	2.77
2000	Jaunelle Hamilton	3.69
1999	Brooke McCarley	4.23
1998	Jaunelle Hamilton	4.54
1997	Brooke McCarley	4.82
1996	Allyson Beecroft	4.41
1995	Allyson Beecroft	3.98
1994	Allyson Beecroft	4.40
1993	Laura Coakley	3.27
1992	Laura Coakley	2.72
1991	Bridgitte Sims	3.86
1990	Bridgitte Sims	3.53
1989	Bridgitte Sims	3.55
1988	Terri Duckworth	3.97
1987	Terri Duckworth	3.24
1986	Gretchen Thompson	3.20

ATTACKS

YEAR	PLAYER	ATT.
2021	Rebekah Rath	1383
2020*	Tatum Shipes	230
2019	Tatum Shipes	899
2018	Brenna McIlroy	933
2017	Brenna McIlroy	938
2016	Brenna McIlroy	1113
2015	Brenna McIlroy	1043
2014	Courtney Crable	1062
2013	Katherine Culwell	1019
2012	Sarah Bullock	1090
2011	Kelly Fidero	867
2010	Sarah Bullock	993
2009	Sarah Bullock	889
2008	Jessica Glover	988
2007	Rachel Shanks	1233
2006	Rachel Shanks	1316
2005	Jennifer Amobi	856
2004	Ashlee Johns	973
2003	Ashlee Johns	839
2002	Brittney Diaz	734
2001	Grace Boyd	621
2000	Jaunelle Hamilton	862
1999	Brooke McCarley	1198
1998	Brooke McCarley	1055
1997	Brooke McCarley	1112
1996	Allyson Beecroft	957
1995	Allyson Beecroft	1176

1994	Allyson Beecroft	1298
1993	Laura Coakley	894
1992	Lori Russell	978
1991	Jennifer Kleyn	1148
1990	Bridgette Sims	1089
1989	Gina Thomas	825
1988	Terri Duckworth	1114
1987	Terri Duckworth	746
1986	Gretchen Thompson	856

ASSISTS

YEAR	PLAYER	AST.
2021	Jackie Barrett	809
2020*	Jackie Barrett	144
2019	Morgan Kull	576
2018	Mica Allison	1055
2017	Alexa Filley	1093
2016	Alexa Filley	1227
2015	Alexa Filley	1226
2014	Alexa Filley	1175
2013	Chelsea Wintzinger	669
2012	Chelsea Wintzinger	680
2011	Chelsea Wintzinger	791
2010	Christina Solverson	740
2009	Christina Solverson	608
2008	Sara Shanks	995
2007	Sara Shanks	878
2006	Joanna Pappas	1411
2005	Joanna Pappas	662
2004	Maira Mogollon	841
2003	Maira Mogollon	1105
2002	Lauren Couch	432
2001	Meghan Keck	855
2000	Meghan Keck	846
1999	Traci Price	1352
1998	Piper Craig	1317
1997	Piper Craig	1529
1996	Piper Craig	1202
1995	Piper Craig	1005
1994	Tama English	827
1993	Tama English	1034
1992	Tama English	576
1991	Janel Newkirk	1542
1990	Janel Newkirk	1358
1989	Mary Orndorff	812
1988	Mary Orndorff	1029
1987	Mary Orndorff	633
1986	Mary Orndorff	768

DIGS

YEAR	PLAYER	DIGS
2021	Bella Rosenthal	495
2020*	Bella Rosenthal	70
2019	Payton White	325
2018	Bella Rosenthal	339
2017	Jesse Earl	529
2016	Jesse Earl	612
2015	Jesse Earl	516
2014	Alyssa Ivey	434
2013	Sarah Wroblecky	493
2012	Sarah Wroblecky	431
2011	Sarah Wroblecky	285
2010	Liz Crouch	469
2009	Liz Crouch	453
2008	Liz Crouch	389
2007	Liz Crouch	392
2006	Rachel Shanks	430
2005	Bailey Veit	362
2004	Bailey Veit	295
2003	Camila Lago	224
2002	Negin Azarbeh	213
2001	Kathia McKenzie	254
2000	Jaunelle Hamilton	271



YEAR-BY-YEAR LEADERS

1999	Stephanie Jackson	351
1998	Emily Suter	308
1997	Emily Suter	368
1996	Allyson Beecroft	297
1995	Sarah Watson	328
1994	Sarah Watson	337
1993	Allyson Beecroft	324
1992	Lori Russell	403
1991	Janel Newkirk	379
1990	Bridgette Sims	371
1989	Gretchen Thompson	338
1988	Antje Seitz	368
1987	Gretchen Thompson	385
1986	Gretchen Thompson	408

DIGS PER SET

YEAR	PLAYER	D/S
2021	Bella Rosenthal	4.81
2020*	Bella Rosenthal	2.80
2019	Payton White	3.16
2018	Bella Rosenthal	3.29
2017	Jesse Earl	5.19
2016	Jesse Earl	4.98
2015	Jesse Earl	4.26
2014	Alyssa Ivey	4.02
2013	Sarah Wroblecky	4.56
2012	Sarah Wroblecky	3.99
2011	Sarah Wroblecky	3.06
2010	Liz Crouch	4.01
2009	Liz Crouch	4.08
2008	Liz Crouch	3.70
2007	Liz Crouch	4.22
2006	Rachel Shanks	3.47
2005	Bailey Veit	4.16
2004	Bailey Veit	2.89
2003	Bailey Veit	2.54
2002	Negin Azarbehi	2.37
2001	Kathia McKenzie	2.95
2000	Jen Gracen	2.53
1999	Stephanie Jackson	3.58
1998	Emily Suter	2.85
1997	Emily Suter	3.25
1996	Allyson Beecroft	3.16
1995	Sarah Watson	2.93
1994	Sarah Watson	2.98
1993	Allyson Beecroft	2.97
1992	Amanda Smith	3.08
1991	Janel Newkirk	1.92
1990	Bridgitte Sims	2.85
1989	Bridgitte Sims	2.90
1988	Gretchen Thompson	2.80
1987	Gretchen Thompson	3.60
1986	Gretchen Thompson	4.00

TOTAL BLOCKS

YEAR	PLAYER	BLK
2021	Tatum Shipes	142
2020*	Chesney McClellan	25
2019	Shaina White	75
2018	Anna Stevenson	91
2017	Anna Stevenson	61
2016	Breanna Barksdale	97
2015	Breanna Barksdale	94
2014	Breanna Barksdale	101
2013	Camila Jersonsky	107
2012	Camila Jersonsky	119
2011	Camila Jersonsky	70
2010	Lauren Mellor	75
2009	Lauren Mellor	97
2008	Jessica Glover	62
2007	Whitney Jacob	112
2006	Julie Bosler	137
2005	Julie Bosler	88

2004	Whitney Jacob	99
2003	Julie Bosler	86
2002	Bailey Veit	92
2001	Grace Boyd	50
2000	Jaunelle Hamilton	133
1999	Jaunelle Hamilton	131
1998	Jaunelle Hamilton	133
1997	Jaunelle Hamilton	143
1996	Rani Whitson	121
1995	Rani Whitson	148
1994	Rani Whitson	140
1993	Sarah Watson	111
1992	Tory Gutierrez	90
1991	Tory Gutierrez	107
1990	Gina Thomas	142
1989	Gina Thomas	154
1988	Antje Seitz	142
1987	Terri Duckworth	72
1986	Mary Olks	68

BLOCKS PER SET

YEAR	PLAYER	BLK/S
2021	Tatum Shipes	1.42
2020*	Chesney McClellan	1.00
2019	Jaeden Brown	0.84
2018	Anna Stevenson	1.15
2017	Anna Stevenson	0.69
2016	Breanna Barksdale	0.84
2015	Stephanie Campbell	0.90
2014	Breanna Barksdale	0.91
2013	Camila Jersonsky	0.99
2012	Camila Jersonsky	1.09
2011	Chloe Rowand	0.97
2010	Lauren Mellor	0.82
2009	Lauren Mellor	0.88
2008	Jessica Glover	0.52
2007	Whitney Jacob	0.99
2006	Julie Bosler	1.12
2005	Julie Bosler	1.01
2004	Julie Bosler	1.21
2003	Julie Bosler	0.96
2002	Bailey Veit	1.02
2001	Grace Boyd	0.58
2000	Jaunelle Hamilton	1.23
1999	Jaunelle Hamilton	1.43
1998	Jaunelle Hamilton	1.21
1997	Jaunelle Hamilton	1.35
1996	Rani Whitson	1.14
1995	Rani Whitson	1.29
1994	Rani Whitson	1.16
1993	Sarah Watson	1.02
1992	Laura Coakley	0.64
1991	Tory Gutierrez	0.79
1990	Tory Gutierrez	1.05
1989	Tory Gutierrez	1.44
1988	Antje Seitz	1.05
1987	Terri Duckworth	0.65
1986	Mary Olks	0.67

SERVICE ACES

YEAR	PLAYER	PCT.
2021	Rebekah Rath	25
2020*	Tatum Shipes/Payton White	4
2019	Tatum Shipes	23
2018	Brenna McLroy	48
2017	Jesse Earl	42
2016	Jesse Earl	46
2015	Jesse Earl	39
2014	Courtney Crable	33
2013	Chelsea Wintzinger	35
2012	Ciara Richards	26
2011	MacKenzy Harper	17
2010	Chelsea Wintzinger	25

2009	Katherine Culwell	24
2008	Sara Shanks	30
2007	Whitney Jacob	42
2006	Whitney Jacob	40
2005	Whitney Jacob	37
2004	Ashlee Johns	29
2003	Maira Magallon	49
2002	Negin Azarbehi/Brittney Diaz	19
2001	Grace Boyd	26
2000	Meghan Keck	35
1999	Jaunelle Hamilton	51
1998	Amy Wilson	46
1997	Brooke McCarley	40
1996	Krista Singleton	27
1995	Allyson Beecroft	31
1994	Allyson Beecroft	39
1993	Allyson Beecroft	46
1992	Lori Russell	44
1991	Jennifer Kleyn	96
1990	Jennifer Kleyn	107
1989	Bridgette Sims	95
1988	Terri Duckworth	75
1987	Terri Duckworth	84
1986	Ann Schilling	90

*The 2020 volleyball season was split into a fall and spring portion due to the COVID-19 pandemic. Auburn volleyball opted out of the spring portion of the season.

Active student-athletes are listed in **BOLD**.



ALL-TIME RESULTS



1967-1973

No results/records available.
Head Coach: Sandra Newkirk

1974 (35-14)

AWISA STATE CHAMPIONS

DATE	W/L	OPPONENT	Sandra Newkirk SET SCORES
9/20	W	Chattanooga	15-10, 15-5
9/25	W	Tuskegee	15-0, 15-9
10/2	W	Troy State	15-0, 15-2
10/4	W	#Ole Miss	15-1, 15-6
10/4	W	#Tennessee-Martin	15-11, 15-2
10/4	L	#North Alabama	13-15, 12-15
10/5	W	#Middle Tennessee	15-13, 15-5
10/5	W	#East Tennessee State	13-15, 15-8, 15-6
10/5	L	#Miss. Univ. for Women	9-15, 12-15
10/8	W	Montevallo	15-3, 15-6
10/11	W	!Berry College	15-0, 15-2
10/11	W	!Judson College	15-1, 15-13
10/11	L	!Florida State	6-15, 14-16
10/12	W	!Troy State	15-3, 15-4
10/12	W	!West Georgia	15-10, 5-15, 15-13
10/12	L	!West Georgia	7-15, 13-15
10/14	W	Troy State	15-1, 10-15, 15-10
10/15	W	Columbus College	15-10, 15-3
10/17	W	Chattanooga	15-11, 6-15, 15-10
10/18	W	\$Winthrop	15-7, 16-14
10/18	W	\$Middle Tennessee	15-6, 15-13
10/18	W	\$Peabody	15-2, 15-5
10/19	W	\$Tennessee	15-10, 15-6
10/19	W	\$Memphis State	15-8, 15-13
10/19	L	\$West Georgia	10-15, 14-16
10/22	L	Montevallo	11-15, 15-10, 11-13
10/23	W	Alabama	10-15, 14-16
10/25	W	%St. Pete CC	15-11, 15-2
10/25	L	%Florida International	12-15, 13-15
10/25	L	%Florida State	12-15, 15-4, 8-15
10/26	W	%Florida Tech	15-9, 11-15, 15-7
10/26	W	%Georgia College	13-15, 15-12, 15-8
10/26	L	%West Georgia	10-15, 6-15
10/29	W	Tuskegee	15-12, 15-13
11/1	L	West Georgia	15-11, 2-15, 3-15, 7-15

AIAW STATE TOURNAMENT (@ ATHENS, ALA.)

11/7	W	Alabama	15-12, 15-13
11/8	W	North Alabama	15-8, 12-15, 15-8
11/8	W	Montevallo	12-15, 16-14, 15-11
11/8	W	North Alabama	14-16, 16-14, 15-7

11/12 W ^Columbus College 11-1, 11-6

11/12 W ^Valdosta State 11-8, 11-2

11/12 L ^West Georgia 9-15, 8-15

AIAW REGIONAL TOURNAMENT (@ FLORENCE, ALA.)

11/22	L	Miss. Univ. for Women	12-15, 15-8, 11-15
11/22	W	Berry College	15-7, 15-11
11/22	W	Florida International	11-15, 15-11, 15-9
11/22	W	Montevallo	15-13, 15-6
11/23	W	Montevallo	15-13, 15-6
11/23	L	Florida State	13-15, 14-16
11/23	L	West Georgia	9-15, 12-15

- Memphis State Tournament (Memphis, Tenn.)

! - Columbus Tournament (Columbus, Ga.)

\$ - East Tennessee State Tournament (Johnson City, Tenn.)

% - Florida State Tournament (Tallahassee, Fla.)

^ - Columbus College (Columbus, Ga.)

1975 (23-16-4)

AIAW DISTRICT CHAMPIONS

8-1 H • 4-2 A • 11-13-4 N

Sandra Newkirk

DATE	W/L	OPPONENT	SET SCORES
W		South Alabama	15-4, 16-14
W		Troy State	15-5, 15-10
W		Tuskegee	8-15, 15-3, 16-14
W		!Shorter College	15-7, 15-4
L		!Florida State	8-15, 4-15
W		!Georgia State	15-0, 15-6
W		!Athens State	15-6, 15-12
L		West Georgia	10-15, 7-15, 15-20, 15-12, 11-15
L		#Miami-Dade South	3-15, 2-15
L		#West Georgia	3-15, 7-1
L		#North Alabama	15-17, 9-15
W		#Chattanooga	11-15, 15-8, 15-11
W		Alabama State	15-11, 15-1
W		at South Alabama	15-9, 15-12
L		Montevallo	14-16, 14-16
L		Alabama	13-15, 8-15
W		Judson College	15-9, 15-13
W		\$Chattanooga	10-15, 15-3, 15-6
W		\$Northwestern State	17-15, 9-15, 15-9
W		\$Miss. Univ. for Women	8-15, 15-6, 15-10
T		\$Tennessee	17-15, 11-15
W		\$Lambuth	15-11, 15-4
W		at Memphis State	15-2, 15-8
W		at Judson College	15-10, 15-2
W		at Tuskegee	15-4, 15-6
T		%Florida State	6-15, 15-4
L		%Tennessee	11-15, 8-15
T		%Miss. Univ. for Women	5-15, 15-12
L		%Florida International	11-15, 12-15
W		%Berry College	15-9, 16-14
T		%North Alabama	15-4, 5-15
L		at West Georgia	6-15, 7-15
L		at West Georgia	11-15, 15-17
W		Troy State	15-9, 15-11

AIAW STATE TOURNAMENT

W		Athens State	18-16, 15-0
L		North Alabama	6-15, 7-15
L		South Alabama	11-15, 15-17

AIAW REGIONAL TOURNAMENT

W		Florida International	15-9, 7-15, 15-12
W		North Alabama	15-12, 15-6
W		Georgia	15-9, 9-15, 15-4
L		Miss. Univ. for Women	0-15, 15-13, 6-15
L		West Georgia	15-8, 7-15, 7-15
L		Georgia	15-6, 8-15, 13-15

! - Columbus Tournament (Columbus, Ga.)

- Florida State Tournament (Tallahassee, Fla.)

\$ - Memphis State Tournament (Memphis, Tenn.)

% - West Georgia Tournament (Carrollton, Ga.)

1976 (20-17)

DATE	W/L	OPPONENT	Sandra Newkirk SET SCORES
------	-----	----------	------------------------------

No results available.

1977 (11-17)

3-2 H • 1-6 A • 7-9 N

Sandra Newkirk

DATE	W/L	OPPONENT	MATCH SCORES
L		!at Alabama	0-3
L		!Georgia Tech	0-2
W		#New Orleans	2-1
L		at Miss. Univ. for Women	0-2
W		#Berry College	2-0
L		#LSU	0-2
L		\$Florida Southern	1-2
W		\$Florida	2-1
L		\$at Miami-Dade South	0-2
L		\$Oral Roberts	0-2
W		\$Rollins College	2-0
L		Alabama	0-3
L		Alabama State	0-2
L		South Alabama	2-3
W		Judson College	2-1
W		%at South Alabama	3-1
L		%North Alabama	1-2
W		^at Tuskegee	2-0
W		^Columbus College	2-0

SEC TOURNAMENT (@ KNOXVILLE, TENN.)

L		at Tennessee	0-2
L		Ole Miss	0-2
L		Kentucky	0-2
L		Ole Miss	0-2

AIAW STATE TOURNAMENT (@ TUSCALOOSA, ALA.)

W		Tuskegee	2-1
W		South Alabama	3-1
L		at Alabama	0-3
W		South Alabama	3-0
L		at Alabama	0-3

! - Alabama Tri-Match (Tuscaloosa, Ala.)

- Miss. Univ. for Women Invitational (West Point, Miss.)

\$ - Miami-Dade South Invitational (Miami, Fla.)

% - South Alabama Tri-Match (Mobile, Ala.)

^ - Tuskegee Tri-Match (Tuskegee, Ala.)

1978 (26-30)

7-3 H • 3-4 A • 16-13 N

Sandra Newkirk

DATE	W/L	OPPONENT	SET SCORES
9/26	W	UAB	15-7, 15-13, 15-5
9/29	L	!Ole Miss	11-15, 12-15
9/29	L	!Mississippi State	3-15, 13-15
9/29	W	!Berry College	15-5, 15-11
9/29	W	!Nicholls State	7-15, 4-15
9/30	L	!Tulane	9-15, 16-14, 2-15
10/2	W	at North Alabama	15-4, 15-8, 15-11
10/6	L	#at Cincinnati	3-15, 4-15
10/6	L	#Tennessee	5-15, 9-15
10/7	L	#Southern Illinois	15-17, 9-15
10/7	L	#Kentucky	6-15, 5-15
10/9	W	Montevallo	15-7, 15-8
10/12	W	North Alabama	15-2, 15-6, 15-6
10/13	W	Alabama A&M	15-4, 15-3
10/13	W	Georgia	15-8, 15-6
10/13	W	Troy State	15-6, 15-8
10/14	L	Mississippi State	15-17, 15-13, 14-16, 5-15
10/16	L	South Alabama	11-15, 15-6, 8-15, 13-15
10/18	L	Alabama	13-15, 13-15, 3-15
10/18	W	Tuskegee	15-11, 15-11
10/20	W	&Augusta College	15-0, 10-15, 15-11
10/20	W	&Berry College	15-3, 15-5
10/20	L	&Georgia State	15-12, 11-15, 9-15



10/20	L	&at Georgia	15-7, 7-15, 17-19
10/21	W	&West Georgia	15-17, 15-9, 15-2
10/21	W	&Valdosta State	15-5, 15-6
10/21	W	&West Georgia	15-11, 15-4
10/23	W	*at UAB	15-5, 15-10, 15-4
10/23	W	*St. Benedict	15-7, 15-9
10/24	L	at Alabama	6-15, 15-13, 10-15, 13-15
10/31	L	at South Alabama	4-15, 15-13, 11-15, 3-15

AIAW REGION III CHAMPIONSHIPS (@ CARROLLTON, GA.)

11/3	W	Georgia Tech	15-2, 15-6
11/3	W	Berry College	15-12, 15-10
11/3	W	Coastal Carolina	15-3, 15-0
11/4	W	Georgia State	15-12, 15-13
11/4	L	South Carolina	3-15, 10-15
11/4	W	Judson College	15-11, 9-15, 15-4
11/7	W	^at Tuskegee	15-12, 15-6
11/7	W	^Georgia State	3-15, 15-8, 15-5

AIAW STATE CHAMPIONSHIPS (@ FLORENCE, ALA.)

11/10	W	South Alabama	11-15, 15-11, 10-15, 15-12, 15-10
11/10	W	Alabama	15-2, 6-15, 15-6, 9-15, 15-13
11/11	L	Alabama	8-15, 6-15, 5-15
11/11	L	Alabama	15-7, 2-15, 13-15, 7-15

AIAW REGION III TOURNAMENT (@ LAKE LAND, FLA.)

11/17	W	Georgia	15-11, 15-9
11/17	L	Florida	13-15, 11-15
11/17	L	Ole Miss	2-15, 12-15

! - Miss. Univ. for Women Invitational (West Point, Miss.)
 # - Cincinnati Tournament (Cincinnati, Ohio)
 & - Georgia Invitational (Athens, Ga.)
 * - UAB Tri-Match (Birmingham, Ala.)
 ^ - Tuskegee Tri-Match (Tuskegee, Ala.)

1979 (19-23)

8-2 H • 5-4 A • 6-17 N **Sandra Newkirk**

DATE	W/L	OPPONENT	SET SCORES
9/28	W	Vanderbilt	15-1, 15-13
9/28	W	Troy State	6-15, 16-14, 15-12
9/28	L	Tuskegee	15-12, 1-15, 14-16
9/29	W	North Alabama	15-6, 15-7, 15-9
9/29	W	Mississippi State	15-8, 10-15, 15-12, 17-15
9/29	W	Vanderbilt	15-9, 15-13, 15-12
10/1	W	at UAB	15-12, 15-8, 11-15, 15-9
10/2	L	at Alabama	1-15, 14-16, 12-15
10/5	L	!LSU	3-15, 5-15
10/5	L	!Central Florida	8-15, 7-15
10/5	L	!Oklahoma	0-15, 13-15, 8-15
10/5	L	!Miami-Dade South	8-15, 5-15
10/6	L	!Florida State	5-15, 7-15
10/6	L	!Miami	5-15, 4-15
10/12	L	Alabama	2-15, 9-15
10/13	L	#North Carolina	5-15, 9-15
10/13	L	#Florida State	6-15, 10-15
10/13	L	#South Florida	14-16, 11-15
10/16	L	Alabama	15-3, 3-15, 6-15, 10-15
10/16	W	Tuskegee	15-3, 15-13
10/20	L	\$Clemson	15-8, 8-15, 10-15
10/20	W	\$USC Spartanburg	15-5, 15-2
10/20	W	\$Charlotte	5-15, 15-11, 15-3
10/20	W	\$Troy State	15-8, 15-11
10/20	W	\$Georgia	15-8, 10-15, 15-13
10/20	L	\$Clemson	13-15, 8-15
10/22	W	at South Alabama	15-11, 7-15, 15-11, 15-9
10/24	W	UAB	15-4, 15-0, 9-15, 15-3

SEC TOURNAMENT (@ TUSCALOOSA, ALA.)

10/26	L	Ole Miss	10-15, 7-15
-------	---	----------	-------------

10/26	W	Vanderbilt	15-9, 10-15, 15-3
10/26	L	Georgia	15-11, 8-15, 4-15
10/26	L	Alabama	5-15, 2-15
10/30	W	South Alabama	15-4, 15-13, 9-15, 15-13
11/6	L	Jackson State	15-11, 11-15, 4-15
11/6	W	at Tuskegee	12-15, 15-8, 15-8

AIAW STATE TOURNAMENT (@ BIRMINGHAM, ALA.)

11/9	W	South Alabama	15-9, 15-9, 15-1
11/10	L	Alabama	8-15, 15-11, 5-15, 11-15
11/10	W	UAB	15-8, 15-7, 15-6
11/10	L	Alabama	4-15, 8-15, 5-15

AIAW REGION III TOURNAMENT (@ TUSCALOOSA, ALA.)

11/16	L	Miami	12-15, 3-15
11/16	L	Ole Miss	5-15, 8-15
11/17	W	Miss. Univ. for Women	15-4, 10-15, 15-11

! - Central Florida Invitational (Orlando, Fla.)
 # - Florida State Invitational (Tallahassee, Fla.)
 \$ - Georgia Invitational (Athens, Ga.)

1980 (16-20)

4-4 H • 3-5 A • 9-11 N **Sandra Leigh**

DATE	W/L	OPPONENT	SET SCORES
9/26	L	!Mississippi State	11-15, 7-15
9/27	L	!Southern Miss	12-15, 13-15
9/27	L	!Southwestern Louisiana	15-7, 10-15, 8-15
9/28	L	!Ole Miss	15-11, 4-15, 3-15
10/1	L	!Nicholls State	10-15, 15-11, 13-15
10/1	L	Alabama	7-15, 5-15, 6-15
10/4	W	#Erskine College	15-8, 15-9
10/4	W	#UAB	15-13, 11-15, 16-14
10/4	W	#Covenant College	15-5, 15-12
10/5	W	#Erskine College	15-5, 15-5
10/5	W	#Lenoir-Rhyne	15-9, 15-4
10/5	W	#South Alabama	15-11, 16-14
10/6	L	at South Alabama	15-10, 7-15, 4-15, 6-15
10/10	W	Tuskegee	15-9, 16-14
10/10	W	South Alabama	15-5, 16-14
10/11	W	Vanderbilt	15-5, 10-15, 15-9
10/11	W	Vanderbilt	15-11, 15-8
10/13	L	South Alabama	3-15, 15-5, 4-15
10/14	W	at UAB	15-13, 7-15, 13-15, 15-12, 15-1
10/14	L	at Alabama	11-15, 15-3, 3-15, 7-15
10/17	L	\$Jefferson CC	5-15, 4-15
10/18	W	\$Tennessee-Martin	17-15, 15-9
10/21	L	\$Ole Miss	3-15, 15-13, 11-15
10/28	L	South Alabama	9-15, 14-16, 8-15
10/31	L	UAB	10-15, 11-15, 10-15

SEC TOURNAMENT (@ LEXINGTON, KY.)

10/31	L	Kentucky	3-15, 8-15
10/31	L	LSU	9-15, 14-16
10/31	L	Mississippi State	11-15, 16-18
11/6	L	at West Georgia	15-7, 6-15, 12-15, 8-15

AIAW STATE TOURNAMENT

11/14	W	Alabama	8-15, 15-12, 16-14
11/14	W	South Alabama	15-13, 4-15, 15-13
11/15	L	Alabama	13-15, 2-15
11/15	W	Alabama	16-14, 15-5

AIAW REGION III TOURNAMENT

11/20	L	Ole Miss	12-15, 12-15
11/20	L	Florida State	1-15, 2-15
11/21	W	South Alabama	4-15, 16-14, 15-8

! - Miss. Univ. for Women Invitational (West Point, Miss.)
 # - Georgia Invitational (Athens, Ga.)
 \$ - Memphis State Invitational (Memphis, Tenn.)
 & - AIAW Region III Tournament

1981-1986

No Team

1986 (19-16)

3-3 H • 4-4 A • 12-9 N **Pat Ghashtin**

DATE	W/L	OPPONENT	SET SCORES
9/12	L	!Northeastern La.	7-15, 15-13, 15-17, 7-15
9/12	L	!Michigan State	11-15, 11-15, 8-15
9/13	W	!Southern Mississippi	15-7, 15-12, 15-6
9/19	W	#Stetson	15-9, 15-11, 7-15, 16-14
9/19	L	#Clemson	15-13, 4-15, 2-15, 1-15
9/20	L	#UAB	4-15, 0-15, 8-15
9/20	L	#South Alabama	10-15, 6-15, 17-15, 10-15
9/29	L	Montevallo	7-15, 5-15, 7-15
10/1	W	Huntington	15-5, 15-10, 13-15, 15-2
10/7	L	Tuskegee	15-3, 10-15, 15-10, 12-15, 9-15
10/10	W	\$Mississippi Valley State	15-2, 15-0
10/10	W	\$Grambling State	15-0, 15-0
10/11	W	\$Southern	15-7, 8-15, 15-13
10/11	L	\$Alabama State	10-15, 11-15
10/14	W	at UAH	12-15, 15-3, 15-3, 15-3
10/17	L	at Tuskegee	6-15, 13-15
10/17	W	at Alabama A&M	15-7, 15-10
10/19	L	Mississippi State	14-16, 12-15, 15-9, 14-16
10/20	W	at Huntingdon	9-15, 15-17, 15-10, 16-14, 15-10
10/23	W	Southern	14-16, 15-11, 15-8, 9-15, 15-12
10/24	W	%Spellman	15-4, 12-15, 15-8
10/24	L	%Florida A&M	11-15, 14-16
10/24	W	%Alabama A&M	15-11, 16-14
10/25	W	%Alabama State	15-13, 15-10
10/25	W	%Benedict College	15-8, 15-13
10/25	W	%Florida A&M	15-4, 15-8
10/25	L	%Alabama State	5-15, 12-15
10/29	W	Georgia State	15-5, 15-3, 15-9
11/3	L	at Montevallo	5-15, 8-15, 0-15
11/7	L	^South Florida	7-15, 11-15, 8-15
11/7	L	^Jacksonville	16-18, 12-15, 5-15
11/8	W	^Florida A&M	15-8, 15-6, 15-10
11/8	W	^UCF	15-13, 15-9, 8-15, 10-15, 16-14
11/13	W	at Georgia State	13-15, 15-9, 15-3, 15-9

SEC TOURNAMENT (@ GAINESVILLE, FLA.)

11/21	L	LSU	4-15, 6-15, 9-15
-------	---	-----	------------------

! - Northeast Louisiana Classic
 # - UAB Tournament
 \$ - Southern University Invitational
 % - Tuskegee Tournament
 ^ - South Florida Invitational

1987 (17-21 | 1-6 SEC)

5-4 H • 6-9 A • 6-8 N **Pat Ghashtin**

DATE	W/L	OPPONENT	SET SCORES
9/2	L	at Cincinnati	14-16, 12-15, 4-15
9/4	L	!Eastern Michigan	10-15, 7-15, 12-15
9/4	L	!Michigan	2-15, 1-15, 12-15
9/5	W	!Akron	15-12, 11-15, 15-13, 15-11
9/5	L	!Toledo	15-5, 16-14, 12-15, 2-15, 10-15
9/8	L	at Bowling Green	8-15, 2-15, 4-15
9/9	L	at Central Mich.	13-15, 15-11, 13-15, 15-9, 12-15
9/11	W	#Eastern Illinois	15-8, 14-16, 7-15, 15-4, 15-1
9/11	W	#DePaul	15-13, 15-9, 15-1
9/12	L	#Ole Miss	11-15, 13-15, 12-15
9/12	W	#Butler	15-2, 16-14, 15-10
9/13	W	at Murray State	15-2, 16-14, 15-2
9/18	L	at Tulane	7-15, 15-6, 0-15, 0-15



YEAR-BY-YEAR RESULTS

Table of volleyball results from 1979 to 1988, listing dates, opponents, and set scores.

SEC TOURNAMENT (@ BATON ROUGE, LA.)

SEC Tournament result for 11/19 vs LSU.

* - SEC Match
! - Michigan Invitational
- DePaul Invitational
\$ - UAB-Pizza Hut Invitational

1988 (24-13 | 2-5 SEC)

Table of volleyball results for the 1988 season, including dates, opponents, and set scores.

Table of volleyball results from 11/1 to 11/14, listing dates, opponents, and set scores.

SEC TOURNAMENT (@ PENSACOLA, FLA.)

SEC Tournament result for 11/19 vs Florida.

* - SEC Match
! - Georgetown Invitational
- Lady Jayhawk Tournament
\$ - Georgia Invitational (Atlanta, Ga.)
% - Lady Blazer Invitational

1989 (21-14 | 2-6 SEC)

Table of volleyball results for the 1989 season, including dates, opponents, and set scores.

SEC TOURNAMENT (@ PENSACOLA, FLA.)

SEC Tournament result for 11/17 vs Georgia.

* - SEC Match
! - Virginia Tournament
- Indiana Invitational
\$ - Clemson Tournament
% - University of Houston Tournament
^ - UAB Tournament

1990 (24-13 | 4-4 SEC)

Table of volleyball results for the 1990 season, including dates, opponents, and set scores.

Table of volleyball results from 9/7 to 11/16, listing dates, opponents, and set scores.

SEC TOURNAMENT (@ MOBILE, ALA.)

SEC Tournament result for 11/23 vs Florida.

! - Hofstra Tournament
- South Carolina Invitational
\$ - Oklahoma Tournament
% - Eastern Michigan Tournament

1991 (22-13 | 8-8 SEC)

Table of volleyball results for the 1991 season, including dates, opponents, and set scores.



10/25	W	*Kentucky	16-14, 15-11, 7-15, 16-14
10/27	W	*Tennessee	11-15,15-10,13-15,15-11,15-13
11/1	L	^Florida	5-15, 6-15, 9-15
11/2	L	^Texas Tech	5-15, 10-15, 11-15
11/2	L	^South Florida	15-12,15-10,7-15,10-15,12-15
11/8	L	*at Tennessee	7-15, 15-7, 15-10, 10-15, 6-15
11/9	L	at Louisville	6-15, 15-13, 3-15, 6-15
11/10	L	*at Kentucky	15-11, 5-15, 17-15, 14-16
11/15	W	*Alabama	15-6, 15-8, 15-9
11/17	W	*Mississippi State	15-6, 15-7, 15-11
11/22	L	*at LSU	8-15, 5-15, 13-15
11/24	W	*at Ole Miss	14-16, 15-5, 15-9, 15-2

SEC TOURNAMENT (@ MOBILE, ALA.)

11/27	L	Kentucky	9-15, 4-15, 10-15
-------	---	----------	-------------------

* - SEC Match
 ! - William & Mary Tournament
 # - Indiana State Tournament
 S - UAB Tournament
 % - Clemson Tri-Match
 ^ - Florida Tournament

1992 (22-13 | 8-8 SEC)

7-2 H • 7-7 A • 8-4 N			Liz Bitzer
DATE	W/L	OPPONENT	SET SCORES

9/4	L	!Wright State	15-6,9-15,11-15,16-14,7-15
9/4	W	!Central Michigan	8-15, 15-12, 15-10, 15-13
9/5	L	!Arkansas State	15-9,8-15,13-15,17-15,11-15
9/5	L	!Butler	13-15, 3-15, 10-15
9/7	L	at Purdue	5-15, 8-15, 15-9, 4-15
9/8	W	at Indiana	14-16,6-15,15-11,15-13,15-12
9/18	L	#New Mexico	6-15, 12-15, 5-15
9/18	L	#Texas Tech	10-15, 5-15, 15-9, 7-15
9/19	L	#Gonzaga	5-15, 12-15, 6-15
9/23	L	at Georgia Tech	17-15, 10-15, 10-15, 11-15
9/25	L	S\Clemson	4-15,15-13,13-15,15-2,11-15
9/26	L	S\North Carolina	15-10,15-4,11-15,2-15,11-15
10/2	L	*S\Georgia	8-15, 7-15, 15-12, 12-15
10/4	W	*South Carolina	15-13, 8-15, 19-17, 15-1
10/9	W	*at Ole Miss	15-11, 13-15, 17-15, 15-5
10/11	L	*at LSU	6-15, 1-15, 12-15
10/13	L	UAB	10-15,13-15,15-7,15-8,10-15
10/16	W	*Tennessee	10-15, 15-8, 16-14, 16-14
10/18	L	*Kentucky	7-15, 4-15, 13-15
10/24	L	*at Florida	1-15, 6-15, 4-15
10/30	W	*at Alabama	15-10, 15-10, 9-15, 15-13
10/31	W	*at Mississippi State	15-9, 15-4, 15-10
11/3	L	at UAB	2-15, 8-15, 15-7, 15-17
11/7	L	*Florida	3-15, 5-15, 2-15
11/8	W	UNC-Asheville	15-9, 15-5, 15-8
11/13	W	*Mississippi State	15-12, 15-10, 15-6
11/15	W	*Alabama	15-10, 15-6, 15-6
11/20	W	*at South Carolina	15-13, 15-13, 15-10
11/22	L	*at Georgia	10-15, 15-11, 7-15, 11-15

SEC TOURNAMENT (@ BIRMINGHAM, ALA.)

11/27	L	Kentucky	12-15, 7-15, 17-15, 3-15
-------	---	----------	--------------------------

* - SEC Match
 ! - Butler Tournament
 # - Red Raider Classic (Lubbock, Texas)
 S - Georgia Tournament

1993 (15-15 | 7-7 SEC)

7-4 H • 4-4 A • 4-7 N			Liz Bitzer
DATE	W/L	OPPONENT	SET SCORES

9/3	L	!Florida State	6-15, 4-15, 3-15
9/4	L	!South Florida	5-15, 8-15, 16-14, 9-15

9/4	L	!SW Missouri State	15-13,5-15,15-2,12-15,10-15
9/10	W	#Drexel	15-5, 15-0, 15-5
9/10	W	#Central Florida	15-10, 15-10, 15-8
9/11	W	#UNC-Asheville	17-19, 15-8, 15-2, 15-5
9/11	L	#Clemson	6-15, 15-13, 6-15, 2-15
9/17	W	South Alabama	2-15, 12-15, 3-15
9/17	W	Western Carolina	15-9, 15-11, 15-0
9/18	L	Georgia Tech	5-15, 15-9, 13-15, 11-15
9/24	L	at Duke	3-15, 11-15, 9-15
9/25	L	S\North Carolina	12-15,15-5,11-15,15-4,9-15
9/25	W	S\Georgetown	15-12, 15-9, 15-8
9/28	W	UAB	15-10, 15-9, 15-3
10/1	L	*at LSU	10-15, 11-15, 1-15
10/3	W	*at Ole Miss	15-3, 12-15, 15-13, 15-6
10/8	L	*Kentucky	11-15, 8-15, 6-15
10/10	L	*Tennessee	15-7,15-8,11-15,13-15,10-15
10/16	L	*at Florida	15-11, 11-15, 3-15, 12-15
10/22	W	*at Mississippi St.	15-9, 13-15, 15-7, 9-15, 15-10
10/23	W	*at Alabama	12-15,15-13,6-15,16-14,15-12
10/29	L	*at Georgia	15-7, 15-3, 15-6
10/31	L	*at South Carolina	15-9, 10-15, 3-15, 3-15
11/5	W	*Alabama	16-14, 15-7, 15-6
11/7	W	*Mississippi State	15-2, 15-3, 15-13
11/12	L	*Florida	3-15, 3-15, 10-15
11/15	W	at UAB	15-11, 15-11, 7-15, 15-8
11/19	W	*Ole Miss	16-14, 15-13, 15-7
11/21	W	*LSU	15-11, 15-11, 15-12

SEC TOURNAMENT (@ BIRMINGHAM, ALA.)

11/26	L	Kentucky	6-15, 6-15, 15-10, 6-15
-------	---	----------	-------------------------

* - SEC Match
 ! - Florida State Invitational
 # - Clemson Big Orange Bash
 S - North Carolina Invitational

1994 (16-15 | 6-9 SEC)

9-3 H • 4-9 A • 3-3 N			Liz Bitzer
DATE	W/L	OPPONENT	SET SCORES

9/2	W	^Southern Mississippi	15-5, 15-7, 15-2
9/2	W	^Indiana	15-6, 16-14, 15-13
9/3	W	^Murray St.	13-15, 13-15, 15-8, 15-2, 15-8
9/3	W	^Middle Tennessee St.	15-6, 15-10, 15-5
9/9	L	!Cal State-Poly	12-15, 15-8, 3-15, 15-8, 12-15
9/9	L	!Iowa	15-13, 15-8, 6-15, 13-15, 6-15
9/10	W	!Miami (Ohio)	15-11, 13-15, 15-8, 15-7
9/10	W	!Butler	15-13,12-15, 15-12,9-15,15-8
9/17	L	#Clemson	3-15, 11-15, 11-15
9/18	L	#Georgia Tech	8-15, 15-6, 17-15, 10-15, 5-15
9/19	W	at Georgia State	15-4, 15-3, 15-5
9/23	L	*Georgia	5-15, 8-15, 9-15
9/25	W	*Tennessee	9-15, 15-6, 15-12, 15-11
9/30	L	*at Florida	1-15, 11-15, 11-15
10/2	W	*at South Carolina	15-10, 7-15, 7-15, 15-13, 15-9
10/7	W	*at Mississippi State	16-14, 15-5, 15-5
10/9	L	*at Ole Miss	11-15, 13-15, 12-15
10/11	W	UAB	15-8, 15-10, 15-5
10/14	W	*LSU	15-6,12-15, 6-14, 11-15, 15-12
10/16	L	*Arkansas	1-15, 15-9, 12-15, 15-13, 9-15
10/18	L	*at Alabama	3-15, 9-15, 15-8, 10-15
10/23	L	*at Kentucky	10-15, 11-15, 15-11, 9-15
10/24	L	at Morehead St.	10-15,8-15,15-8,18-16,14-16
10/27	L	*Alabama	9-15, 9-15, 0-15
11/2	W	at UAB	15-9, 13-15, 15-13, 15-11
11/4	W	*Ole Miss	15-6, 15-8, 9-15, 15-12
11/6	W	*Mississippi State	15-5, 15-12, 16-14
11/11	L	*at Arkansas	15-7,13-15,16-14,15-11,12-15

11/13	L	*at LSU	9-15,14-16,15-12,16-14,16-18
-------	---	---------	------------------------------

SEC TOURNAMENT (@ GAINESVILLE, FLA.)

11/18	W	Tennessee	15-10, 15-11, 15-8
11/18	L	Florida	5-15, 9-15, 6-15

* - SEC Match
 ^ - War Eagle Invitational (Auburn)
 ! - Iowa Hawkeye Classic
 # - ACC-SEC Challenge (Atlanta, Ga.)

1995 (16-13 | 7-8 SEC)

8-4 H • 5-7 A • 3-2 N			Liz Bitzer
DATE	W/L	OPPONENT	SET SCORES

9/1	W	!Cal-Irvine	13-15,15-8,10-15,15-11,16-14
9/2	W	!Cal State-Poly	15-9, 15-4, 15-17, 15-12
9/2	L	!Northern Arizona	9-15,15-10,16-14,7-15,18-20
9/5	L	at San Diego	10-15, 13-15, 17-15, 3-15
9/6	W	at Cal State-Fullerton	15-13, 15-9, 15-17, 15-8
9/8	W	Georgia Southern	15-7, 15-5, 15-3
9/14	L	at Georgia Tech	11-15,16-14,15-17,15-11,12-15
9/15	W	#Memphis	15-12, 15-9, 2-15, 15-8
9/16	L	#Clemson	11-15, 14-16, 9-15
9/22	L	*at LSU	15-12,13-15,15-8,14-16,8-15
9/24	L	*at Arkansas	7-15, 13-15, 11-15
9/29	W	*Kentucky	17-15, 15-10, 16-14
10/1	W	*Tennessee	17-15, 15-8, 15-3
10/8	L	*at Georgia	13-15, 15-9, 11-15, 13-15
10/9	W	at Mercer	8-15, 15-12, 15-10, 15-9
10/13	W	*South Carolina	15-9, 15-13, 15-7
10/15	L	*Florida	9-15, 2-15, 7-15
10/20	W	*Mississippi St.	15-17,15-11,11-15,15-0,15-11
10/22	L	*Ole Miss	12-15, 15-9, 12-15, 12-15
10/24	W	UAB	15-6, 15-2, 15-11
10/27	L	*Arkansas	10-15,15-13,16-14,10-15,7-15
10/29	W	*LSU	15-13, 11-15, 15-11, 15-5
11/1	L	*Alabama	15-8,15-13,7-15,12-15,11-15
11/5	W	*at Alabama	5-15, 15-4, 15-4, 15-12
11/8	W	Georgia State	15-5, 15-6, 15-2
11/10	L	*at Ole Miss	14-16,15-10,15-10,14-16,10-15
11/12	W	*at Mississippi St.	15-11, 15-17, 15-9, 18-16

SEC TOURNAMENT (@ BATON ROUGE, LA.)

11/17	W	Georgia	15-17, 15-11, 15-9, 16-14
11/18	L	Arkansas	15-7, 11-15, 8-15, 16-14, 9-15

* - SEC Match
 ! - Anteater Invitational (UC-Irvine)
 # - Clemson Invitational

1996 (22-9 | 11-4 SEC)

SEC WEST CO-CHAMPIONS			Liz Bitzer
DATE	W/L	OPPONENT	SET SCORES

8/30	L	!Colorado State	13-15, 6-15, 15-17
8/31	L	!Loyola Marymount	13-15, 9-15, 15-17
9/1	L	!Texas A&M	14-16, 10-15, 14-16
9/6	W	%Missouri	15-8, 15-9, 15-11
9/7	W	%Cincinnati	17-15, 15-9, 15-13
9/13	W	&Southern Methodist	15-7, 15-13, 15-3
9/14	L	&Baylor	15-6,4-15,15-13,15-17,14-16
9/14	W	&Southwest Texas	15-13, 15-10, 15-5
9/16	W	TCU	15-5, 15-10, 15-6
9/20	W	Georgia State	15-9, 15-10, 15-2
9/21	W	S\Wisconsin-Milwaukee	15-8, 15-6, 15-4
9/21	W	S\Georgia Tech	9-15, 15-11, 15-11, 15-8
9/24	W	UAB	15-10, 15-1, 15-12
9/29	W	*Georgia	15-12, 15-11, 14-16, 15-1



YEAR-BY-YEAR RESULTS

Table of year-by-year results from 10/1 to 11/17, listing opponents and set scores.

SEC TOURNAMENT (@ COLUMBIA, S.C.)

SEC Tournament results for 11/22 and 11/23.

* - SEC Match
! - Holiday Inn Classic (Fort Collins, Co.)
% - War Eagle Invitational (Auburn)
& - SMU Invitational (Dallas, Texas)
S - Georgia Tech Tournament (Atlanta, Ga.)

1997 (19-10 | 10-5 SEC)

7-4 H • 7-4 A • 5-2 N Liz Bitzer

Table of 1997 season results from 8/29 to 11/16, listing opponents and set scores.

SEC TOURNAMENT (@ ATHENS, GA.)

SEC Tournament result for 11/21.

* - SEC Match
& - War Eagle Invite (Auburn)
@ - Rhode Island Classic (Kingston, RI)
+ - Patriot Invitational (Washington D.C.)
! - Indiana Tournament (Bloomington, Ind.)

1998 (22-9 | 9-6 SEC)

7-2 H • 10-5 A • 5-2 N Kris Grunwald

Table of 1998 season results from 9/1 to 11/15, listing opponents and set scores.

SEC TOURNAMENT

SEC Tournament results for 11/20 and 11/21.

* - SEC Match
@ - Western Michigan Invitational
- Big Orange Bash (Clemson, S.C.)
S - Diet Coke Classic (Minneapolis, Minn.)

1999 (19-11 | 8-7 SEC)

11-4 H • 5-7 A • 3-0 N Kris Grunwald

Table of 1999 season results from 9/1 to 10/24, listing opponents and set scores.

Continuation of 1998 season results from 10/29 to 11/14.

SEC TOURNAMENT

SEC Tournament results for 11/19 and 11/23.

* - SEC Match
! - War Eagle Invitational
% - Jayhawk Classic
- Houston Invitational

2000 (13-16 | 3-12 SEC)

5-9 H • 5-6 A • 3-1 N Kevin Renshler

Table of 2000 season results from 9/1 to 11/22, listing opponents and set scores.

* - SEC Match
- Big Four Challenge (Birmingham, Ala.)
! - Colorado State Classic
^ - Auburn Cheeburger, Cheeburger Invitational

2001 (1-26 | 0-15 SEC)

1-9 H • 0-14 A • 0-3 N Kevin Renshler

Table of 2001 season results from 8/31 to 9/23, listing opponents and set scores.



9/28	L	*at LSU	10-30, 21-30, 20-30
9/30	L	*at Arkansas	15-30, 21-30, 13-30
10/5	L	*Florida	18-30, 18-30, 18-30
10/7	L	*Georgia	21-30, 25-30, 21-30
10/12	L	*at Tennessee	13-30, 27-30, 20-30
10/14	L	*at Kentucky	18-30, 19-30, 21-30
10/19	L	*Alabama	18-30, 25-30, 22-30
10/22	L	*at Alabama	25-30, 22-30, 21-30
10/26	L	*at South Carolina	25-30, 21-30, 18-30
10/28	L	at Radford	27-30, 15-30, 28-30
11/2	L	*at Ole Miss	30-26, 30-21, 24-30, 20-30, 14-16
11/4	L	*at Mississippi State	26-30, 19-30, 24-30
11/9	L	*Arkansas	20-30, 22-30, 24-30
11/11	L	*LSU	23-30, 25-30, 18-30
11/19	L	at Texas	14-30, 30-28, 24-30, 15-30
11/23	L	at San Jose State	23-30, 15-30, 21-30
11/24	L	at California	19-30, 21-30, 15-30

* - SEC Match
 # - Michigan State Invitational
 ^ - War Eagle Invitational

2002 (1-27 | 0-16 SEC)

0-10 H • 0-12 A • 1-5 N			Laura Farina
DATE	W/L	OPPONENT	SET SCORES
8/30	L	#Wake Forest	13-30,20-30,7-30
8/31	L	#Virginia Tech	16-30,24-30,21-30
8/31	L	#Ohio	17-30,29-31,24-30
9/6	L	&Sam Houston	21-30,18-30,26-30
9/6	L	&Hartford	25-30,25-30,30-24,30-27,5-15
9/7	W	&Marist	34-32,19-30,30-20,30-23
9/13	L	@Middle Tennessee St.	17-30,16-30,19-30
9/14	L	@UNC-Greensboro	23-30,30-28,27-30,21-30
9/15	L	@Wyoming	18-30,19-30,24-30
9/20	L	%Temple	16-30,16-30,20-30
9/21	L	%Southern Methodist	28-30,23-30,27-30
9/21	L	%New Mexico	15-30,19-30,27-30
9/21	L	*at South Carolina	12-30,16-30,15-30
9/29	L	*at Kentucky	19-30,25-30,27-30
10/4	L	*at Mississippi State	19-30,22-30,26-30
10/6	L	*at Ole Miss	17-30,21-30,22-30
10/11	L	*Arkansas	25-30,15-30,27-30
10/13	L	*LSU	23-30,26-30,28-30
10/18	L	*Kentucky	22-30,21-30,22-30
10/20	L	*#24 South Carolina	19-30,22-30,21-30
10/22	L	*Alabama	26-30,13-30,30-26,30-24,13-15
10/27	L	*at Tennessee	20-30,19-30,24-30
11/1	L	*at LSU	18-30,10-30,24-30
11/3	L	*at Arkansas	16-30,26-30,22-30
11/8	L	*Georgia	21-30,15-30,22-30
11/10	L	*#3 Florida	14-30,20-30,13-30
11/13	L	*at Alabama	11-30,16-30,15-30
11/17	L	*Ole Miss	22-30,26-30,28-30

* - SEC Match
 # - Demon Deacon Invitational (Winston-Salem, N.C.)
 & - Hartford Fall Volleyball Invitational
 @ - War Eagle Invitational
 % - Comcast Lobo Invitational (Albuquerque, N.M.)

2003 (10-8 | 1-15 SEC)

7-7 H • 1-9 A • 2-2 N			Laura Farina
DATE	W/L	OPPONENT	SET SCORES
8/29	L	!McNeese State	26-30, 26-30, 19-30
8/30	L	!Creighton	25-30, 26-30, 16-30
8/30	L	!Iowa State	24-30, 17-30, 16-30
9/5	W	@Alabama State	30-11, 30-13, 30-11

9/6	W	@Bethune-Cookman	30-20, 28-30, 30-21, 30-26
9/6	W	@Jacksonville St.	30-23, 17-30, 30-27, 22-30, 15-10
9/12	W	#Lafayette	30-22, 30-24, 30-10
9/13	W	#St. Francis (N.Y.)	30-22, 30-23, 30-18
9/13	W	#Delaware State	30-12, 30-6, 30-17
9/19	W	\$Elon	30-24, 30-15, 30-15
9/20	W	\$Lipscomb	30-7, 30-21, 30-15
9/20	W	\$Mercer	32-30, 29-31, 30-23, 30-23
9/26	L	*at Georgia	29-31, 31-29, 26-30, 21-30
9/28	L	*at #3 Florida	16-30, 15-30, 6-30
10/3	L	*at LSU	31-29, 30-26, 25-30, 24-30, 13-15
10/5	L	*at Arkansas	20-30, 30-27, 14-30, 13-30
10/10	L	*#3 Florida	15-30, 12-30, 21-30
10/12	L	*Georgia	21-30, 23-30, 25-30
10/15	L	*Alabama	21-30, 24-30, 21-30
10/17	L	*at Tennessee	22-30, 18-30, 29-31
10/24	L	*Ole Miss	28-30, 30-28, 30-27, 28-30, 14-16
10/26	W	*Miss. State	30-15, 23-30, 30-26, 26-30, 15-10
10/31	L	*South Carolina	26-30, 17-30, 23-30
11/2	L	*Kentucky	28-30, 20-30, 30-28, 27-30
11/7	L	*at Mississippi St.	30-26, 23-30, 25-30, 30-26, 13-15
11/9	L	*at Ole Miss	22-30, 30-26, 18-30, 24-30
11/12	L	*at Alabama	23-30, 26-30, 23-30
11/16	L	*Arkansas	21-30, 25-30, 26-30

* - SEC Match
 ! - Heritage Classic (Ames, Iowa)
 @ - War Eagle Invitational
 # - Lafayette College Volleyball Tournament (Easton, Pa.)
 \$ - Auburn Challenge

2004 (11-16 | 6-10 SEC)

6-6 H • 4-6 A • 1-4 N			Laura Farina
DATE	W/L	OPPONENT	SET SCORES
9/3	W	!East Tennessee State	30-25, 30-28, 30-23
9/4	W	!Birmingham-Southern	30-26, 30-21, 30-22
9/4	L	!Iowa State	30-24, 20-30, 30-27, 28-30, 11-15
9/8	W	at Mercer	30-26, 30-28, 26-30, 25-30, 15-13
9/10	L	&Saint Mary's	18-30, 22-30, 23-30
9/11	L	&Oregon State	24-30, 23-30, 27-30
9/11	W	&Oral Roberts	30-23, 30-27, 30-27
9/18	W	UAB	30-20, 23-30, 30-16, 17-30, 15-13
9/22	L	*at Alabama	18-30, 12-30, 25-30
9/26	W	*at Kentucky	30-27, 30-28, 27-30, 30-25
10/1	L	*at #5 Florida	23-30, 16-30, 26-30
10/3	L	*at Georgia	26-30, 21-30, 29-31
10/8	L	*Arkansas	30-27, 24-30, 32-30, 25-30, 10-15
10/10	L	*LSU	22-30, 30-28, 29-31, 27-30
10/15	L	*#17 Tennessee	30-27, 19-30, 21-30, 16-30
10/17	L	*South Carolina	18-30, 20-30, 23-30
10/22	W	*at Ole Miss	23-30, 27-30, 32-30, 30-20, 15-11
10/24	W	*at Mississippi State	30-22, 30-22, 30-28
10/29	L	*at LSU	24-30, 26-30, 12-30
10/31	L	*at Arkansas	28-30, 31-33, 19-30
11/5	W	*Mississippi St.	26-30, 30-25, 30-22, 26-30, 15-8
11/7	W	*Ole Miss	30-24, 28-30, 30-23, 31-29
11/10	L	*Alabama	26-30, 17-30, 28-30
11/12	W	*Kentucky	31-29, 23-30, 30-28, 35-33
11/19	L	#12 Tennessee	21-30, 23-30, 30-23, 23-30
11/26	L	^ Xavier	28-30, 30-28, 32-34, 26-30
11/27	L	^ Temple	23-30, 30-19, 16-30, 30-27, 10-15

SEC TOURNAMENT (@ GAINESVILLE, FLA.)

11/19	L	#12 Tennessee	21-30, 23-30, 30-23, 23-30
11/26	L	^ Xavier	28-30, 30-28, 32-34, 26-30
11/27	L	^ Temple	23-30, 30-19, 16-30, 30-27, 10-15

* - SEC Match
 ! - Mizuno/Auburn Challenge (Auburn)
 & - Salbasgeon Suites Invitational (Corvallis, Ore.)
 ^ - American Riviera Classic (Orange Beach, Ala.)

2005 (8-16 | 2-14 SEC)

5-8 H • 1-8 A • 2-0 N			Laura Farina
DATE	W/L	OPPONENT	SET SCORES
9/1	W	Grambling State	30-11, 30-17, 30-12
9/2	L	Ga Southern	30-21, 30-21, 28-30, 28-30, 18-20
9/9	W	&Texas State	34-32, 23-30, 30-19, 26-30, 15-7
9/9	L	&Arizona State	17-30, 26-30, 25-30
9/10	W	&Northern Arizona	30-21, 30-23, 30-23
9/16	W	!Furman	27-30, 30-26, 30-25, 30-26
9/17	W	!Alabama A&M	30-23, 21-30, 30-15, 30-20
9/17	W	!Clemson	30-24, 30-26, 30-19
9/21	L	*Alabama	24-30, 27-30, 24-30
9/23	W	*Kentucky	30-28, 30-26, 30-20
9/30	L	*Arkansas	31-29, 17-30, 28-30, 22-30
10/2	L	*#24 LSU	28-30, 26-30, 30-28, 16-30
10/7	L	*Mississippi State	27-30, 27-30, 21-30
10/9	L	*Ole Miss	24-30, 27-30, 26-30
10/14	L	*Tennessee	26-30, 30-23, 23-30, 21-30
10/16	L	*South Carolina	28-30, 30-28, 23-30, 21-30
10/19	L	*Alabama	27-30, 25-30, 28-30
10/23	W	*Mississippi State	30-25, 22-30, 30-25, 30-23
10/28	L	*LSU	17-30, 23-30, 19-30
10/30	L	*Arkansas	22-30, 25-30, 30-14, 16-30
11/4	L	*Georgia	24-30, 27-30, 30-17, 23-30
11/6	L	*#6 Florida	16-30, 19-30, 30-24, 16-30
11/11	L	*South Carolina	30-23, 27-30, 24-30, 21-30
11/13	L	*Tennessee	19-30, 14-30, 17-30

* - SEC Match
 & - Wyndham Buttes VB Classic (Tempe, Ariz.)
 ! - Mizuno/Auburn Challenge

2006 (13-18 | 5-15 SEC)

6-8 H • 3-10 A • 4-0 N			Laura Farina
DATE	W/L	OPPONENT	SET SCORES
8/25	W	\$ vs Louisiana-Monroe	30-17,30-23,30-10
8/26	W	\$ vs Prairie View A&M	30-20,30-16,30-17
8/26	L	\$ at SMU	30-27,28-30,25-30,30-19,12-15
8/29	W	at Kennesaw State	30-23,30-16,30-20
9/1	L	^ Arizona State	27-30,25-30,31-29,16-30
9/2	W	^ Virginia Tech	30-28,26-30,25-30,30-27,15-7
9/2	L	^ #16 Purdue	23-30,24-30,28-30
9/5	W	Georgia State	30-20,30-23,30-15
9/8	W	! vs Samford	30-20,27-30,31-29,30-14
9/9	W	! vs Southeastern Louisiana	30-21,30-14,30-16
9/9	W	! at South Alabama	30-24,30-10,30-20
9/15	L	*at South Carolina	33-31,25-30,30-28,23-30,13-15
9/17	W	*at Georgia	30-32,30-25,30-23,27-30,20-18
9/20	L	*at #10 Florida	19-30,21-30,15-30
9/22	W	*Alabama	30-21,30-26,30-18
9/29	L	*#17 Tennessee	21-30,30-28,28-30,21-30
10/1	W	*Kentucky	23-30,28-30,30-28,30-24,15-12
10/6	L	*at Ole Miss	21-30,31-29,20-30,21-30
10/8	L	*Mississippi State	28-30,25-30,22-30
10/13	L	*#13 LSU	24-30,23-30,24-30
10/15	W	*Arkansas	17-30,30-28,34-32,24-30,17-15
10/20	L	*Georgia	28-30,30-24,22-30,17-30
10/22	L	*South Carolina	30-28,25-30,30-28,22-30,10-15
10/25	L	*#7 Florida	17-30,22-30,31-29,27-30
10/27	L	*at Alabama	30-26,16-30,21-30,16-30
11/3	L	*at Arkansas	32-34,30-27,17-30,22-30
11/5	L	*at #11 LSU	24-30,30-28,30-22,17-30,14-16
11/10	W	*Mississippi State	30-18,23-30,33-31,19-30,15-12
11/12	L	*Ole Miss	31-29,22-30,30-22,23-30,16-18
11/17	L	*at Kentucky	21-30,30-24,20-30,30-25,13-15

* - SEC Match



YEAR-BY-YEAR RESULTS

11/19 L *at Tennessee 22-30,30-27,18-30,27-30
* - SEC Match
S - SMU Invitational
^ - Auburn / Mizuno Challenge
! - South Alabama Invitational

2007 (11-20 | 3-17 SEC)

4-10 H • 5-8 A • 2-2 N Laura Farina
DATE W/L OPPONENT SET SCORES
8/24 W ^ Troy 31-29, 21-30, 30-28, 30-10
8/25 W ^ Nicholls State 30-22, 30-16, 30-18
8/25 W ^ Tennessee State 28-30, 30-21, 30-20, 30-21
8/28 W at Georgia State 30-23, 30-25, 30-16
8/31 L \$ at Denver 24-30, 20-30, 33-31, 26-30
9/1 L \$ vs. Wichita State 23-30, 19-30, 23-30
9/1 W \$ vs. DePaul 30-20, 30-19, 30-22
9/4 W Kennesaw State 30-13, 30-21, 30-15
9/7 W ! vs. Louisiana Tech 30-21, 30-23, 17-30, 30-27
9/7 W ! at Texas-San Antonio 30-19, 30-18, 32-30
9/8 L ! vs. Texas A&M 17-30, 22-30, 15-30
9/14 W *at S. Carolina 30-27, 30-28, 18-30, 27-30, 15-10
9/16 L *at #6 Florida 16-30, 25-30, 19-30
9/21 L *Tennessee 30-27, 28-30, 25-30, 27-30
9/23 L *Kentucky 23-30, 32-30, 25-30, 27-30
9/28 L *#22 LSU 30-26, 21-30, 28-30, 30-32
9/30 L *Ole Miss 22-30, 26-30, 18-30
10/3 L *at Georgia 23-30, 27-30, 24-30
10/7 W *at Arkansas 21-30, 31-29, 19-30, 30-27, 15-8
10/12 L *Alabama 24-30, 25-30, 30-23, 22-30
10/14 L *at Mississippi State 23-30, 27-30, 30-23, 30-23, 11-15
10/19 L *#10 Florida 24-30, 31-29, 17-30, 21-30
10/21 L *South Carolina 27-30, 28-30, 26-30
10/26 L *at Kentucky 22-30, 25-30, 30-27, 15-30
10/28 W *at Tennessee 22-30, 30-25, 30-24, 31-29
11/2 L *Mississippi State 26-30, 22-30, 28-30
11/4 L *at Alabama 32-30, 24-30, 27-30, 28-30
11/7 L *Georgia 25-30, 17-30, 32-30, 27-30
11/9 L *Arkansas 31-29, 23-30, 22-30, 23-30
11/16 L *at Ole Miss 22-30, 27-30, 29-31
11/18 L *at LSU 23-30, 28-30, 24-30

* - SEC Match
^ - War Eagle Invitational (Auburn, Ala.)
S - Denver University Tournament (Denver, Colo.)
! - Texas-San Antonio Tournament (San Antonio, Texas)

2008 (6-25 | 1-19 SEC)

1-12 H • 1-12 A • 4-1 N Wade Benson
DATE W/L OPPONENT SET SCORES
8/29 L ^ Samford 21-25, 22-25, 16-25
8/30 L ^ Mercer 25-27, 18-25, 25-22, 19-15
8/30 L ^ New Orleans 16-25, 20-25, 15-25
9/2 L at J'ville State 20-25, 25-17, 18-25, 25-22, 13-15
9/5 W \$ vs. Bethune Cookman 25-16, 25-20, 25-16
9/5 W \$ vs. Presbyterian 25-16, 25-22, 25-15
9/6 W \$ vs. Ga Southern 21-25, 25-23, 25-23, 16-25, 15-12
9/9 W at Troy 25-21, 25-20, 20-25, 25-14
9/12 L ! vs. Toledo 21-25, 14-25, 23-25
9/13 W ! vs. Oakland 25-16, 25-21, 18-25, 25-19
9/13 L ! at Michigan 17-25, 25-22, 23-25, 11-25
9/19 L *Arkansas 22-25, 25-19, 25-17, 23-25, 8-15
9/21 L *Ole Miss 25-27, 23-25, 21-25
9/26 L *at Alabama 25-20, 19-25, 15-25, 15-25
9/28 L *at Miss State 14-25, 18-25, 25-19, 25-18, 13-15
10/3 L *at Tennessee 15-25, 23-25, 26-28

10/5 L * at Kentucky 24-26, 18-25, 26-28
10/10 L * Georgia 25-21, 20-25, 21-25, 25-22, 10-15
10/12 L * LSU 22-25, 15-25, 22-25
10/17 L * Florida 19-25, 16-25, 14-25
10/19 L * South Carolina 11-25, 25-13, 18-25, 17-25
10/24 L * at Ole Miss 25-22, 21-25, 17-25, 17-25
10/26 L * at Arkansas 25-13, 25-23, 23-25, 22-25, 9-15
10/31 W * Mississippi State 25-13, 25-13, 25-19
11/2 L * Alabama 19-25, 23-25, 25-22, 27-29
11/7 L * at South Carolina 24-26, 25-22, 19-25, 19-25
11/9 L * at Florida 25-18, 23-25, 14-25, 21-25
11/14 L * at LSU 25-23, 16-25, 25-18, 18-25, 6-15
11/16 L * at Georgia 25-12, 23-25, 14-25, 22-25
11/21 L * Kentucky 20-25, 15-25, 18-25
11/23 L * Tennessee 25-23, 11-25, 19-25, 25-20, 14-16

* - SEC Match
^ - War Eagle Invitational (Auburn, Ala.)
S - Mercer Bear Brawl (Macon, Ga.)
! - Michigan Pepsi Challenge (Ann Arbor, Mich.)

2009 (16-15 | 8-12 SEC)

7-7 H • 1-9 A • 2-2 N Wade Benson
DATE W/L OPPONENT SET SCORES
8/28 W #Alabama A&M 25-8,25-11,25-9
8/29 W #UAB 25-22,25-18,25-22
8/29 W #Alabama A&M 25-17,25-12,25-9
9/2 W TROY 25-17,25-22,25-17
9/4 L !at #13 Minnesota 11-25,17-25,6-25
9/5 L !#12 Iowa State 14-25,18-25,13-25
9/5 W !George Washington 25-22,25-21,21-25,25-22
9/8 L Jacksonville State 21-25,25-15,25-17,21-25,9-15
9/11 W +Coastal Carolina 25-17,26-24,25-20
9/12 W +Wake Forest 25-18,25-19,25-15
9/12 W +at Ga Southern 25-21,24-26,26-28,25-19,15-13
9/18 W *at Mississippi State 25-21,25-19,25-15
9/20 L *at Alabama 21-25,20-25,25-17,20-25
9/25 L *LSU 22-25,20-25,24-26
10/2 W *Ole Miss 25-18,19-25,25-22,25-23
10/4 W *Arkansas 25-27,23-25,25-22,25-23,16-14
10/9 L *at #10 Kentucky 18-25,20-25,11-25
10/11 L *at Tennessee 23-25,23-25,20-25
10/16 L *#9 Florida 19-25,22-25,21-25
10/18 W *South Carolina 28-26,18-25,25-13,25-17
10/23 W *Alabama 25-18,25-22,25-22
10/25 W *Mississippi State 25-14,25-23,25-21
10/28 L *at Georgia 25-18,17-25,25-22,18-25,10-15
11/1 L *at #20 LSU 15-25,12-25,20-25
11/6 L *at South Carolina 22-25,23-25,21-25
11/8 L *at #9 Florida 15-25,18-25,13-25
11/13 W *Tennessee 11-25,20-25,25-22,25-21,17-15
11/15 L *#11 Kentucky 25-22,22-25,11-25,12-25
11/20 L *at Arkansas 30-32,25-22,22-25,25-20,10-15
11/22 W *at Ole Miss 18-25,25-18,25-23,25-23
11/25 L *Georgia 25-23,21-25,18-25,25-18,12-15

- War Eagle Invitational (Auburn, Ala.)
! - Diet Coke Classic (Minneapolis, Minn.)
+ - Bash in the 'Boro (Statesboro, Ga.)
* - SEC Match

2010 (21-13 | 11-9 SEC)

NCAA SECOND ROUND
10-4 H • 8-6 A • 3-3 N Wade Benson
DATE W/L OPPONENT SET SCORES
8/27 W ^ Troy 25-13, 25-13, 25-12

8/28 W ^ Tennessee-Martin 25-22, 25-20, 25-13
8/28 W ^ Georgia Southern 17-25, 25-16, 25-13, 25-19
9/1 W Mercer 26-24, 25-22, 25-14
9/3 L \$ Miami (Fla.) 23-25, 20-25, 20-25
9/4 L \$ Duke 22-25, 17-25, 23-25
9/4 W \$ at MTSU 24-26, 25-18, 18-25, 25-23, 15-10
9/5 W \$ Southern Miss 25-19, 25-20, 26-24
9/7 W at Troy 25-17, 25-18, 25-21
9/10 W % Oregon State 26-24, 25-20, 25-17
9/11 W % at Coll. of Charleston 25-13, 25-10, 25-19
9/11 L % Cincinnati 25-22, 18-25, 21-25, 19-25
9/17 L * at LSU 25-22, 20-25, 17-25, 20-25
9/19 W * at Arkansas 25-20, 18-25, 25-16, 18-25, 15-10
9/24 W * #24 Kentucky 25-27, 25-16, 20-25, 25-17, 15-12
9/26 L * #20 Tennessee 15-25, 25-21, 22-25, 19-25
10/1 W * Mississippi State 25-16, 25-21, 25-23
10/3 W * Alabama 25-13, 25-20, 28-26
10/6 W * Georgia 25-22, 25-20, 25-22
10/8 L * at Ole Miss 22-25, 22-25, 19-25
10/15 L * at #1 Florida 16-25, 17-25, 22-25
10/17 W * at South Carolina 25-13, 25-19, 25-16
10/22 W * Arkansas 26-24, 25-16, 25-15
10/24 L * #17 LSU 20-25, 20-25, 27-29
10/29 L * at #22 Tennessee 17-25, 16-25, 22-25
10/31 L * at Kentucky 16-25, 24-26, 23-25
11/5 W * South Carolina 25-18, 25-23, 25-13
11/7 L * #1 Florida 23-25, 25-18, 25-21, 23-25, 11-15
11/14 L * Ole Miss 17-25, 17-25, 25-13, 25-18, 13-15
11/19 W * at Alabama 21-25, 26-28, 25-19, 25-19, 16-14
11/21 W * at Mississippi State 23-25, 25-17, 25-22, 25-22
11/24 W * at Georgia 19-25, 25-22, 25-19, 25-27, 15-4

NCAA TOURNAMENT

12/2 W Missouri State 25-15, 26-24, 27-25
12/3 L at #3 Nebraska 10-25, 17-25, 15-25

* - SEC Match
^ - War Eagle Invitational (Auburn, Ala.)
S - Blue Raider Bash (Murfreesboro, Tenn.)
% - C of C Classic (Charleston, S.C.)

2011 (11-19 | 5-15 SEC)

5-6 H • 2-10 A • 4-3 N Rick Nold
DATE W/L OPPONENT SET SCORES
8/26 L ^ North Carolina 15-25, 20-25, 26-28
8/27 W ^ Boston College 25-17, 25-23, 25-18
8/30 W Alabama A&M 25-12, 25-14, 25-16
9/2 W # Florida Int'l 25-22, 15-25, 22-25, 25-18, 17-15
9/3 W # Austin Peay 19-25, 25-17, 25-22, 25-19
9/3 W # at MTSU 25-22, 15-25, 25-23, 19-25, 15-11
9/4 L # Missouri 22-25, 13-25, 17-25
9/9 L % at Miami 14-25, 22-25, 16-25
9/10 L % #18 Oklahoma 19-25, 25-17, 25-22, 25-19
9/10 W # Florida A&M 25-22, 25-17, 25-23
9/16 L * at Kentucky 19-25, 12-25, 22-25
9/18 L * at Tennessee 15-25, 16-25, 20-25
9/23 W * Alabama 25-22, 25-13, 25-23
9/25 W * Ole Miss 25-19, 25-22, 25-12
9/30 L * #13 Florida 24-26, 20-25, 23-25
10/2 W * South Carolina 25-19, 25-19, 25-17
10/5 L * at Georgia 25-19, 22-25, 19-25, 19-25
10/9 L * at Miss. State 22-25, 25-23, 25-18, 20-25, 11-15
10/14 L * at Arkansas 23-25, 25-22, 15-25, 19-25
10/16 L * at LSU 17-25, 25-23, 21-25, 22-25
10/21 L * #20 Tennessee 25-19, 20-25, 23-25, 18-25
10/23 L * #24 Kentucky 18-25, 25-21, 19-25, 25-21, 12-15
10/28 L * at Ole Miss 25-23, 22-25, 23-25, 19-25



10/30	W	*	at Alabama	22-25, 25-23, 25-18, 18-25, 16-14
11/4	L	*	LSU	26-28, 35-33, 25-27, 23-25
11/6	L	*	Arkansas	20-25, 18-25, 19-25
11/13	L	*	Miss. State	21-25, 16-25, 20-25
11/18	L	*	at South Carolina	17-25, 19-25, 25-20, 28-30
11/20	L	*	at #17 Florida	10-25, 17-25, 26-28
11/23	W	*	Georgia	25-21, 25-21, 25-21

^ - Active Ankle Challenge (Gainesville, Fla.)
 # - Blue Raider Bash (Murfreesboro, Tenn.)
 % - Hurricane Invitational (Coral Gables, Fla.)
 * - SEC Match

2012 (17-13 | 8-12 SEC)

8-5 H • 6-7 A • 3-1 N **Rick Nold**
DATE W/L OPPONENT SET SCORES

8/24	W	^	Cent. Michigan	17-25, 25-16, 30-28, 16-25, 15-9
8/25	W	^	Drake	25-16, 25-21, 25-19
8/25	W	^	at Green Bay	32-30, 28-26, 25-21
8/31	W	&	Georgia Southern	23-25, 25-23, 25-19, 28-26
8/31	W	&	High Point	25-19, 25-15, 25-17
9/1	W	&	Jacksonville State	25-15, 25-18, 25-23
9/4	W	&	at Troy	25-19, 25-21, 25-23
9/7	W	%	Texas State	25-15, 25-19, 25-19
9/7	L	%	Wichita State	25-15, 22-25, 16-25, 17-25
9/8	W	%	at SMU	25-20, 25-16, 25-19
9/14	W	*	at Mississippi State	25-20, 25-16, 25-19
9/16	L	*	at Texas A&M	22-25, 16-25, 27-25, 18-25
9/21	W	*	South Carolina	25-27, 25-16, 25-18, 25-22
9/23	W	*	Alabama	25-19, 23-25, 25-21, 25-18
9/28	L	*	at Arkansas	22-25, 18-25, 17-25
9/30	L	*	at Kentucky	23-25, 25-22, 19-25, 17-25
10/5	W	*	Mississippi State	25-11, 25-10, 25-17
10/12	L	*	at Georgia	19-25, 21-25, 19-25
10/14	L	*	at #11 Florida	19-25, 19-25, 15-25
10/19	L	*	LSU	22-25, 30-32, 25-22, 20-25
10/21	L	*	Missouri	25-14, 16-25, 21-25, 25-19, 13-15
10/26	W	*	at South Carolina	25-21, 25-15, 25-19
10/28	W	*	at Ole Miss	25-16, 25-19, 25-19
11/2	W	*	Arkansas	25-14, 15-25, 23-25, 25-20, 15-10
11/4	W	*	Georgia	25-23, 15-25, 25-15, 25-16
11/9	L	*	Texas A&M	21-25, 24-26, 25-22, 23-25
11/16	L	*	at Tennessee	25-23, 20-25, 31-29, 19-25, 6-15
11/18	L	*	at Alabama	22-25, 17-25, 25-11, 14-25
11/21	L	*	#15 Florida	23-25, 25-23, 9-25, 20-25
11/23	L	*	Kentucky	23-25, 14-25, 16-25

^ - Green Bay Country Inn & Suites Classic (Green Bay, Wis.)
 & - War Eagle Invitational (Auburn, Ala.)
 % - SMU Doubletree Classic (Dallas, Texas)
 * - SEC Match

2013 (19-11 | 10-8 SEC)

8-5 H • 7-6 A • 4-0 N **Rick Nold**
DATE W/L OPPONENT SET SCORES

8/30	W	^	at Saint Louis	25-21, 25-21, 25-22
8/31	W	^	#10 Nebraska	25-23, 22-25, 25-23, 25-23
8/31	W	^	Louisiana-Monroe	25-20, 25-15, 25-17
9/1	W	at	SIU Edwardsville	25-13, 25-15, 25-23
9/5	L	&	Green Bay	29-27, 24-26, 25-17, 22-25, 12-15
9/6	W	&	Mercer	25-16, 25-10, 25-14
9/6	W	&	Troy	21-25, 25-15, 25-13, 25-22
9/9	W	at	Jacksonville State	25-19, 25-21, 25-9
9/13	W	%	Oakland	25-8, 27-25, 25-17
9/14	W	%	Loyola-Chicago	25-7, 25-18, 25-20
9/14	L	%	at Notre Dame	28-26, 25-17, 16-25, 16-25, 11-15
9/21	L	#17	Florida State	22-25, 30-28, 16-25, 25-22, 11-15

9/27	L	*	#18 Kentucky	19-25, 20-25, 20-25
10/2	L	*	Alabama	25-17, 15-25, 14-25, 15-25
10/4	L	*	at Missouri	25-27, 11-25, 21-25
10/6	L	*	at Arkansas	25-21, 27-29, 12-25, 16-25
10/13	W	*	at Ole Miss	14-25, 25-23, 25-18, 25-20
10/18	W	*	LSU	25-15, 25-19, 23-25, 25-20
10/20	W	*	Texas A&M	25-23, 22-25, 25-19, 25-17
10/25	L	*	at #5 Florida	21-25, 16-25, 12-25
10/27	W	*	at South Carolina	25-22, 25-22, 25-23
11/1	W	*	at Tennessee	25-22, 25-17, 25-14
11/3	W	*	Mississippi State	25-17, 25-16, 25-16
11/8	L	*	#7 Missouri	17-25, 21-25, 22-25
11/10	W	*	Arkansas	20-25, 25-16, 26-24, 25-14
11/15	W	*	at LSU	26-24, 18-25, 18-25, 28-26, 15-11
11/17	L	*	at Texas A&M	19-25, 26-28, 17-25
11/22	W	*	Tennessee	25-14, 25-7, 25-16
11/24	W	*	Ole Miss	19-25, 25-14, 25-19, 25-14
11/27	L	*	at Georgia	25-20, 16-25, 22-25, 17-25

^ - Marcia E. Hamilton Classic (St. Louis, Mo.)
 & - Active Ankle Challenge (Auburn, Ala.)
 % - Shamrock Invitational (Notre Dame, Ind.)
 * - SEC Match

2014 (13-18 | 5-13 SEC)

5-13 H • 2-10 A • 3-1 N **Rick Nold**
DATE W/L OPPONENT SET SCORES

8/29	W	^	North Dakota	25-23, 18-25, 25-19, 25-22
8/29	L	^	at George Washington	13-25, 18-25, 20-25
8/30	W	^	Arkansas State	25-21, 25-20, 25-16
9/5	L	&	at Ohio State	14-25, 20-25, 20-25
9/5	L	&	Southern Illinois	23-25, 20-25, 19-25
9/7	W	&	FGCU	30-28, 17-25, 25-18, 25-18
9/12	W	%	Troy	25-18, 25-11, 25-21
9/13	W	%	Winthrop	26-24, 23-25, 21-25, 25-17, 22-20
9/13	L	%	USF	22-25, 22-25, 33-31, 25-15, 13-15
9/16	L	at	#6 Florida St.	17-25, 28-26, 25-17, 16-25, 8-15
9/19	W	!	Florida A&M	25-14, 25-21, 25-20
9/20	W	!	Jacksonville State	25-12, 25-10, 25-15
9/20	W	!	Northwestern St.	19-25, 26-24, 17-25, 25-23, 15-12
9/26	L	*	#10 Florida	14-25, 19-25, 19-25
9/28	L	*	at #22 Texas A&M	11-25, 19-25, 15-25
10/1	W	*	Georgia	25-18, 25-16, 23-25, 25-11
10/5	L	*	South Carolina	23-25, 23-25, 25-21, 25-22, 10-15
10/10	L	*	at Missouri	23-25, 20-25, 14-25
10/12	L	*	at #13 Kentucky	15-25, 19-25, 17-25
10/17	L	*	Ole Miss	23-25, 25-15, 18-25, 19-25
10/22	L	*	Alabama	12-25, 12-25, 19-25
10/31	W	*	at Mississippi St.	25-21, 25-16, 18-25, 25-23
11/2	L	*	at Georgia	24-26, 30-28, 19-25, 25-10, 13-15
11/7	L	*	Arkansas	19-25, 17-25, 21-25
11/9	W	*	Tennessee	26-28, 25-14, 25-22, 25-15
11/12	L	*	at #7 Florida	14-25, 21-25, 10-25
11/16	W	*	at South Carolina	21-25, 25-20, 25-21, 24-26, 15-9
11/21	L	*	at Alabama	13-25, 29-27, 22-25, 16-25
11/23	L	*	at LSU	16-25, 22-25, 20-25
11/26	L	*	Kentucky	14-25, 25-20, 22-25, 23-25
11/29	W	*	Mississippi State	25-14, 25-20, 25-19

^ - George Washington Invitational (Washington, D.C.)
 & - 9th Annual Sports Imports D.C. Koehl Classic (Columbus, Ohio)
 % - Active Ankle Challenge (Auburn, Ala.)
 ! - War Eagle Invitational (Auburn, Ala.)
 * - SEC Match

2015 (18-12 | 10-8 SEC)

11-3 H • 5-7 A • 2-2 N **Rick Nold**
DATE W/L OPPONENT SET SCORES

8/28	W	^	Stephen F. Austin	25-22, 21-25, 25-18, 18-25, 15-9
8/29	W	^	Jacksonville	23-25, 21-25, 25-17, 25-22, 15-10
8/29	W	^	Samford	25-17, 19-25, 25-20, 25-13
9/1	W	!	Florida A&M	25-14, 25-20, 25-15
9/4	L	!	Syracuse	25-23, 22-25, 21-25, 25-23, 8-15
9/6	L	at	Georgia Tech	16-25, 19-25, 25-19, 21-25
9/11	W	&	Arkansas-Little Rock	25-22, 12-25, 27-25, 25-16
9/11	W	&	at Memphis	25-23, 25-22, 25-12
9/12	W	&	Tennessee Tech	25-17, 28-26, 25-22
9/18	L	%	Penn State	11-25, 16-25, 19-25
9/19	W	%	at South Florida	25-17, 25-14, 25-21
9/19	L	%	St. John's	22-25, 25-20, 29-31, 25-22, 12-15
9/25	W	*	Tennessee	25-16, 30-32, 25-22, 25-19
9/30	L	*	Texas A&M	14-25, 17-25, 21-25
10/4	W	*	LSU	22-25, 25-16, 25-22, 17-25, 15-6
10/9	W	*	at South Carolina	25-23, 25-20, 31-29
10/11	L	*	at #17 Florida	23-25, 21-25, 18-25
10/16	L	*	#20 Kentucky	25-22, 22-25, 25-23, 21-25, 12-15
10/21	W	*	Georgia	25-20, 25-14, 25-14
10/25	L	*	at LSU	22-25, 25-19, 27-29, 33-31, 11-15
10/30	L	*	at Arkansas	25-16, 25-17, 21-25, 19-25, 11-15
11/1	L	*	at Missouri	25-14, 19-25, 25-21, 15-25, 11-15
11/6	W	*	South Carolina	25-16, 25-23, 21-25, 25-23
11/8	W	*	#11 Florida	25-22, 16-25, 24-26, 25-21, 18-16
11/13	W	*	at Mississippi St.	24-26, 18-25, 25-23, 25-16, 15-11
11/15	L	*	at Alabama	16-25, 20-25, 24-26
11/20	W	*	Ole Miss	25-17, 16-25, 25-21, 19-25, 15-8
11/22	W	*	Arkansas	26-24, 25-21, 25-14
11/25	W	*	at Tennessee	25-13, 25-14, 25-21
11/27	L	*	at #24 Kentucky	25-21, 17-25, 25-21, 14-25, 13-15

^ - War Eagle Invitational (Auburn, Ala.)
 & - Memphis Invitational (Memphis, Tenn.)
 % - USF Invitational (Tampa, Fla.)
 * - SEC Match

2016 (15-16 | 9-9 SEC)

9-7 H • 5-8 A • 1-1 N **Rick Nold**
DATE W/L OPPONENT SET SCORES

8/26	L	^	Georgia Tech	25-21, 22-25, 18-25, 18-25
8/27	L	^	Furman	21-25, 19-25, 25-20, 16-25
8/27	L	^	Pacific	22-25, 26-28, 17-25
8/30	W	!	Kennesaw St.	25-18, 21-25, 15-25, 28-26, 15-10
9/2	W	&	Stony Brook	25-19, 25-19, 25-20
9/3	L	&	Santa Clara	31-29, 16-25, 23-25, 19-25
9/3	W	&	at #21 Louisville	15-25, 17-25, 25-14, 25-22, 15-8
9/9	W	%	Memphis	25-21, 25-23, 25-17
9/9	L	%	Miami (OH)	25-17, 22-25, 28-26, 24-26, 11-15
9/10	W	%	Jacksonville	25-17, 25-19, 25-14
9/16	L	\$	at #23 Michigan	18-25, 25-27, 16-25
9/17	W	\$	Colgate	28-26, 25-21, 24-26, 25-21
9/17	L	\$	at Eastern Michigan	18-25, 25-23, 20-25, 23-25
9/23	W	!	LSU*	25-22, 25-22, 23-25, 23-25, 15-9
9/25	L	at	#19 Texas A&M*	24-26, 18-25, 19-25
9/30	L	at	Mississippi St.*	25-22, 27-29, 20-25, 24-26
10/2	W	at	Georgia*	25-13, 25-19, 16-25, 25-20
10/7	L	!	Missouri*	22-25, 21-25, 15-25
10/9	W	!	Alabama*	25-21, 19-25, 25-19, 25-19
10/12	W	!	Georgia*	25-11, 25-16, 25-19
10/16	W	!	Mississippi St.*	26-24, 23-25, 25-22, 23-25, 15-11
10/18	W	!	at Ole Miss*	25-16, 19-25, 19-25, 25-20, 15-13
10/23	W	!	at Arkansas*	25-21, 23-25, 25-20, 25-19



YEAR-BY-YEAR RESULTS

10/30	L	at Tennessee*	21-25, 23-25, 28-30
11/4	L	#18 Kentucky*	25-23, 25-22, 24-26, 28-30, 12-15
11/6	W	Ole Miss*	23-25, 25-16, 25-19, 21-25, 15-13
11/9	L	at Alabama*	21-25, 25-19, 25-18, 20-25, 8-15
11/18	L	at #25 Missouri*	25-17, 20-25, 19-25, 19-25
11/20	W	South Carolina*	25-20, 27-25, 25-14
11/23	L	at #9 Florida*	21-25, 25-22, 19-25, 14-25
11/26	L	Texas A&M*	25-19, 12-25, 21-25, 23-25

^ - War Eagle Invitational (Auburn, Ala.)
 & - Active Ankle Challenge (Louisville, Ky.)
 % - Auburn Invitational (Auburn, Ala.)
 \$ - Michigan Challenge (Ann Arbor / Ypsilanti, Mich.)
 * - SEC Match

2017 (15-12 | 8-10 SEC)

7-5 H • 5-6 A • 3-1 N **Rick Nold**
DATE W/L OPPONENT SET SCORES

8/25	W	^ at Georgia Tech	25-18, 25-13, 25-18
8/26	L	^ vs. #17 Michigan St.	16-25, 19-25, 20-25
8/26	W	^ vs. Furman	25-21, 25-22, 20-25, 25-18
8/29	W	Alabama State	25-11, 29-27, 25-19
9/2	W	& vs. #16 North Carolina	25-23, 25-22, 25-27, 25-21
9/3	W	& vs. NC State	14-25, 25-22, 15-25, 26-24, 15-9
9/8	W	% South Alabama	25-17, 25-22, 25-15
9/9	W	% Clemson	25-19, 25-18, 25-20
9/16	L	at #20 Florida St.	19-25, 25-18, 25-27, 25-19, 12-15
9/22	W	at Ole Miss*	25-21, 19-25, 25-17, 28-26
9/24	W	at Georgia*	26-24, 25-22, 25-16
9/29	L	Missouri*	25-22, 23-25, 25-20, 25-27, 11-15
10/1	W	Arkansas*	25-23, 25-22, 26-24
10/4	W	at Tennessee*	25-22, 19-25, 25-18, 25-27, 15-11
10/8	L	at #10 Kentucky*	19-25, 14-25, 32-30, 21-25
10/13	L	LSU*	23-25, 23-25, 24-26
10/15	L	at Texas A&M*	25-16, 22-25, 25-27, 19-25
10/18	L	South Carolina*	19-25, 25-27, 25-22, 19-25
10/22	L	#4 Florida*	16-25, 25-17, 19-25, 15-25
10/29	W	at South Carolina*	20-25, 29-27, 25-18, 25-22
11/1	W	Alabama*	25-21, 25-14, 20-25, 23-25, 15-11
11/9	W	Tennessee*	25-22, 23-25, 25-18, 25-20
11/12	L	#7 Kentucky*	26-28, 21-25, 18-25
11/15	L	at LSU*	15-25, 16-25, 25-20, 20-25
11/19	W	Mississippi State*	25-13, 25-21, 25-14
11/22	L	at #3 Florida*	25-22, 10-25, 16-25, 22-25
11/25	L	at Arkansas*	21-25, 22-25, 20-25

^ - Hyatt Regency Invitational (Atlanta, Ga.)
 & - SEC vs. ACC Challenge (San Juan, P.R.)
 % - War Eagle Invitational (Auburn, Ala.)
 * - SEC Match

2018 (12-16 | 5-13 SEC)

5-7 H • 5-7 A • 2-2 N **Rick Nold**
DATE W/L OPPONENT SET SCORES

8/24	W	^ High Point	25-21, 25-19, 28-26
8/25	L	^ Michigan	22-25, 20-25, 22-25
8/31	W	& at Butler	25-23, 25-19, 25-18
9/1	L	& Illinois State	15-25, 17-25, 25-22, 22-25
9/1	W	& Eastern Illinois	25-19, 25-17, 25-14
9/7	L	% Loyola Marymount	18-25, 20-25, 16-25
9/7	W	% at Kansas	25-18, 18-25, 22-25, 27-25, 15-6
9/8	W	% American	25-21, 26-24, 25-23
9/11	W	at Kennesaw St.	23-25, 20-25, 28-26, 26-24, 15-9
9/16	W	Florida State	25-20, 28-26, 16-25, 25-23
9/21	L	Tennessee*	25-22, 12-25, 21-25, 13-25
9/23	L	at #25 Alabama*	22-25, 25-23, 23-25, 23-25
9/26	L	at Mississippi St.*	25-21, 25-12, 22-25, 23-25, 13-15

9/30	W	at Ole Miss*	25-19, 25-21, 18-25, 25-15
10/3	L	Georgia*	26-24, 15-25, 25-22, 21-25, 18-20
10/7	L	Alabama*	18-25, 20-25, 19-25
10/12	L	at Texas A&M*	19-25, 17-25, 21-25
10/14	L	at LSU*	22-25, 21-25, 23-25
10/18	L	at Missouri*	21-25, 10-25, 25-21, 16-25
10/26	W	Ole Miss*	25-21, 23-25, 25-21, 27-25, 15-12
10/28	W	Arkansas*	25-17, 25-20, 30-28
10/31	L	Texas A&M*	17-25, 25-17, 15-25, 15-25
11/4	L	at South Carolina*	25-21, 19-25, 17-25, 14-25
11/7	L	#24 Missouri*	21-25, 23-25, 16-25
11/11	L	#14 Florida*	21-25, 21-25, 25-21, 21-25
11/15	W	at Georgia*	26-24, 25-14, 29-27
11/21	W	Mississippi St.*	25-23, 22-25, 26-24, 14-25, 15-12
11/24	L	at #11 Kentucky*	25-12, 25-22, 25-19

^ - War Eagle Invitational (Auburn, Ala.)
 & - Top Dawg Challenge (Indianapolis, Ind.)
 % - Kansas Invitational (Lawrence, Kan.)
 * - SEC Match

2019 (7-22 | 1-17 SEC)

1-11 H • 2-9 A • 4-2 N **Rick Nold**
DATE W/L OPPONENT SET SCORES

8/30	L	^Tennessee State	21-25, 25-17, 22-25, 25-13, 11-15
8/30	L	^New Mexico State	16-25, 18-25, 14-25
8/31	W	^Butler	29-31, 25-22, 33-31, 14-25, 15-12
9/6	L	&FGCU	22-25, 19-25, 14-25
9/7	W	&USF	20-25, 28-26, 25-13, 21-25, 17-15
9/8	W	&George Washington	21-25, 25-13, 25-22, 25-13
9/14	W	%Miami	25-22, 25-23, 24-26, 25-18
9/15	L	%TCU	21-25, 25-19, 25-19, 16-25, 14-16
9/20	L	\$Michigan State	25-22, 17-25, 20-25, 22-25
9/20	W	\$at Western Michigan	28-26, 25-20, 25-18
9/21	W	\$IUPUI	25-19, 25-13, 25-19
9/27	L	*at #12 Florida	12-25, 18-25, 12-25
9/29	L	*at South Carolina	19-25, 13-25, 17-25
10/2	L	*Alabama	23-25, 23-25, 25-18, 20-25
10/6	L	*Tennessee	20-25, 18-25, 23-25
10/13	L	*at Ole Miss	21-25, 21-25, 18-25
10/18	L	*Missouri	12-25, 14-25, 25-21, 25-27
10/20	L	*Georgia	25-27, 15-25, 26-24, 17-25
10/25	L	*at Mississippi St.	19-25, 25-22, 25-15, 25-16
10/27	L	*at Arkansas	22-25, 21-25, 18-25
11/1	L	*Mississippi St.	25-27, 21-25, 22-25
11/6	L	*at LSU	23-25, 26-28, 19-25
11/10	L	*#18 Kentucky	17-25, 15-25, 17-25
11/13	L	*at Texas A&M	17-25, 20-25, 22-25
11/17	L	*LSU	21-25, 19-25, 14-25
11/20	L	*#15 Florida	17-25, 17-25, 17-25
11/24	L	*South Carolina	17-25, 20-25, 19-25
11/27	L	*at Tennessee	18-25, 18-25, 25-23, 15-25
11/30	W	*at Alabama	29-27, 25-13, 25-17

^ - War Eagle Invitational (Auburn, Ala.)
 & - Miami Invitational (Miami, Fla.)
 % - ADD-RAN Cup (Fort Worth, Texas)
 \$ - Western Michigan Tournament (Kalamazoo, Mich.)
 * - SEC Match

2020^ (0-8 | 0-8 SEC)

0-4 H • 0-4 A • 0-0 N **Brent Crouch**
DATE W/L OPPONENT SET SCORES

10/21	L	*#4 Florida	14-25, 14-25, 20-25
10/22	L	*#4 Florida	14-25, 19-25, 21-25
10/28	L	at South Carolina	15-25, 16-25, 20-25
10/29	L	at South Carolina	22-25, 25-21, 20-25, 23-25

11/7	L	at #2 Kentucky	14-25, 16-25, 15-25
11/8	L	at #2 Kentucky	12-25, 19-25, 15-25
11/18	L	Tennessee	20-25, 17-25, 19-25
11/19	L	Tennessee	20-25, 12-25, 14-25

* - SEC Match

^ The 2020 volleyball season was split into a fall and spring portion due to the COVID-19 pandemic. Auburn volleyball opted out of the spring portion of the season.

2021 (13-15 | 5-13 SEC)

11-7 H • 2-8 A • 0-0 N **Brent Crouch**
DATE W/L OPPONENT SET SCORES

8/27	W	Tennessee Tech	25-17, 25-12, 25-19
8/28	W	Jackson State	25-9, 25-13, 25-11
9/2	W	Fullerton	25-22, 25-23, 25-21
9/3	W	Southeastern La.	25-24, 25-10, 25-20
9/9	W	North Alabama	25-23, 25-13, 25-13
9/12	W	Santa Clara	25-21, 26-24, 23-25, 20-25, 15-12
9/17	L	Florida A&M	25-23, 21-25, 25-20, 21-25, 11-15
9/17	W	Nicholls	25-8, 25-15, 26-28, 25-15
9/18	W	Belmont	25-8, 25-12, 25-12
9/22	L	Ole Miss	25-20, 19-25, 19-25, 18-25
9/26	L	at Alabama St.	20-25, 25-13, 25-15, 24-26, 14-16
9/29	L	at Tennessee	16-25, 21-25, 14-25
10/2	W	Alabama	25-21, 20-25, 25-21, 20-25, 15-5
10/3	W	Alabama	25-19, 25-14, 25-18
10/9	L	at Arkansas	27-25, 18-25, 23-25, 22-25
10/10	L	at Arkansas	25-20, 25-23, 15-25, 17-25, 7-15
10/16	W	Missouri	25-23, 25-14, 25-15
10/17	L	Missouri	25-27, 25-20, 23-25, 25-21, 11-15
10/21	W	at Georgia	25-21, 25-19, 25-20
10/22	L	at Georgia	25-14, 25-18, 25-23
10/29	L	LSU	25-16, 25-23, 25-17
11/4	L	at Texas A&M	29-27, 17-25, 25-20, 14-25, 12-15
11/5	W	at Texas A&M	25-12, 25-22, 19-25, 20-25, 15-12
11/10	L	South Carolina	23-25, 13-25, 22-25
11/17	L	at Florida	11-25, 15-25, 19-25
11/20	L	Kentucky	13-25, 10-25, 20-25
11/21	L	Kentucky	21-25, 8-25, 12-25
11/26	L	at Mississippi State	23-25, 23-25, 26-28



YEAR	HEAD COACH	RECORD	WIN PCT.	SEC RECORD	SEC WIN PCT.	SEC FINISH
1974	Sandra Newkirk	35-14	.714	--	--	--
1975	Sandra Newkirk	23-16-4	.581	--	--	--
1976	Sandra Newkirk	20-17	.541	--	--	--
1977	Sandra Newkirk	11-17	.393	--	--	--
1978	Sandra Newkirk	26-20	.565	--	--	--
1979	Sandra Newkirk	19-23	.452	--	--	--
1980	Sandra Leigh	16-20	.444	--	--	--
1981-1985		No Team				
1986	Pat Ghastin	19-16	.543	--	--	--
1987	Pat Ghastin	17-21	.447	1-6	.143	7th SEC
1988	Pat Ghastin	24-13	.649	2-5	.286	6th SEC
1989	Pat Ghastin	21-14	.600	2-6	.250	7th SEC
1990	Pat Ghastin	24-13	.649	4-4	.500	T-3rd SEC
1991	Sharon Dingman	22-13	.629	7-7	.500	5th SEC
1992	Liz Bitzer	11-19	.367	8-6	.533	T-5th SEC
1993	Liz Bitzer	15-15	.500	7-7	.500	T-5th SEC
1994	Liz Bitzer	16-15	.516	6-9	.400	T-7th SEC
1995	Liz Bitzer	16-13	.552	7-8	.467	T-3rd SEC West
1996	Liz Bitzer	22-9	.710	11-4	.733	T-1st SEC West
1997	Liz Bitzer	19-10	.655	10-5	.667	2nd SEC West
1998	Kris Grunwald	22-9	.710	9-6	.600	2nd SEC West
1999	Kris Grunwald	19-11	.633	8-7	.533	2nd SEC West
2000	Kevin Renshler	13-16	.448	3-12	.200	T-5th SEC West
2001	Kevin Renshler	1-26	.037	0-15	.000	6th SEC West
2002	Laura Farina	1-27	.036	0-16	.000	6th SEC West
2003	Laura Farina	10-18	.357	1-15	.063	6th SEC West
2004	Laura Farina	11-16	.407	6-10	.375	4th SEC West
2005	Laura Farina	8-16	.333	2-14	.125	5th SEC West
2006	Laura Farina	13-18	.419	5-15	.250	6th SEC West
2007	Laura Farina	11-20	.355	3-17	.150	6th SEC West
2008	Wade Benson	6-25	.193	1-19	.071	6th SEC West
2009	Wade Benson	16-15	.516	8-12	.400	2nd SEC West
2010	Wade Benson	21-13	.618	11-9	.550	3rd SEC West
2011	Rick Nold	11-19	.367	5-15	.250	5th SEC West
2012	Rick Nold	17-13	.567	8-12	.400	3rd SEC West
2013	Rick Nold	19-11	.633	10-8	.556	T-6th SEC
2014	Rick Nold	13-18	.419	5-13	.278	T-10th SEC
2015	Rick Nold	18-12	.600	10-8	.556	6th SEC
2016	Rick Nold	15-16	.484	9-9	.500	t-5th SEC
2017	Rick Nold	15-12	.556	8-10	.444	t-7th SEC
2018	Rick Nold	12-16	.429	5-13	.278	t-10th SEC
2019	Rick Nold	7-22	.241	1-17	.056	13th SEC
2020*	Brent Crouch	0-8	.000	0-8	.000	13th SEC
2021	Brent Crouch	13-15	.464	5-13	.277	11th SEC
TOTALS		668-690-4	.490	188-360	.345	

HEAD COACH HISTORY

*The 2020 volleyball season was split into a fall and spring portion due to the COVID-19 pandemic. Auburn volleyball opted out of the spring portion of the season.



RECORD VERSUS OPPONENTS

Table with columns: TEAM, W, L, PCT., FIRST/LAST, STREAK. Lists opponents from Akron to Gonzaga with their respective records.

Table with columns: TEAM, W, L, PCT., FIRST/LAST, STREAK. Lists opponents from Grambling State to Ohio State with their respective records.

Table with columns: TEAM, W, L, PCT., FIRST/LAST, STREAK. Lists opponents from Oklahoma to Xavier with their respective records, ending with an overall record of 655 675 .493 (*4 TIES).



AKRON 1-0 (1.000)

0-0 H • 0-0 A • 1-0 N

YEAR	SITE	RESULT	MATCH SCORE
1987	NEUTRAL	W	3-1

ALABAMA 35-49 (.417)

17-19 H • 11-24 A • 7-6 N

YEAR	SITE	RESULT	MATCH SCORE
1974	NEUTRAL	W	2-0
1974	NEUTRAL	W	2-0
1975	HOME	L	0-2
1977	AWAY	L	0-3
1977	HOME	L	0-3
1977	AWAY	L	0-3
1977	AWAY	L	0-3
1978	HOME	L	0-3
1978	AWAY	L	1-3
1978	NEUTRAL	W	3-2
1978	NEUTRAL	L	0-3
1978	NEUTRAL	L	1-3
1979	AWAY	L	0-3
1979	NEUTRAL	L	0-2
1979	HOME	L	1-3
1979	AWAY	L	0-2
1979	NEUTRAL	L	1-3
1979	NEUTRAL	L	0-3
1980	HOME	L	0-3
1980	AWAY	L	1-3
1980	NEUTRAL	W	2-1
1980	NEUTRAL	L	0-2
1980	NEUTRAL	W	2-0
1989	NEUTRAL	W	3-0
1989	HOME	W	3-0
1990	AWAY	W	3-0
1991	AWAY	L	2-3
1991	HOME	W	3-0
1992	AWAY	W	3-1
1992	HOME	W	3-0
1993	AWAY	W	3-2
1993	HOME	W	3-0
1994	AWAY	L	1-3
1994	HOME	L	0-3
1995	HOME	L	2-3
1995	AWAY	W	3-1
1996	AWAY	W	3-0
1996	HOME	W	3-0
1996	NEUTRAL	W	3-0
1997	HOME	W	3-1
1997	AWAY	W	3-0
1998	AWAY	W	3-2
1998	HOME	W	3-0
1999	HOME	W	3-1
1999	AWAY	W	3-2
2000	AWAY	L	1-3
2000	HOME	L	0-3
2001	HOME	L	0-3
2001	AWAY	L	0-3
2002	HOME	L	2-3
2002	AWAY	L	0-3
2003	HOME	L	0-3
2003	AWAY	L	0-3
2004	AWAY	L	0-3
2004	HOME	L	0-3
2005	HOME	L	0-3
2005	AWAY	L	0-3

2006	HOME	W	3-0
2006	AWAY	L	1-3
2007	HOME	L	1-3
2007	AWAY	L	1-3
2008	AWAY	L	1-3
2008	HOME	L	1-3
2009	AWAY	L	1-3
2009	HOME	W	3-0
2010	HOME	W	3-0
2010	AWAY	W	3-2
2011	HOME	W	3-0
2011	AWAY	W	3-2
2012	HOME	W	3-1
2012	AWAY	L	1-3
2013	HOME	L	1-3
2014	HOME	L	0-3
2014	AWAY	L	1-3
2015	AWAY	L	0-3
2016	HOME	W	3-1
2016	AWAY	L	2-3
2017	HOME	W	3-2
2018	AWAY	L	1-3
2018	HOME	L	0-3
2019	HOME	L	1-3
2019	AWAY	W	3-0
2021	HOME	W	3-2
2021	HOME	W	3-0

ALABAMA A&M 7-0 (1.000)

5-0 H • 1-0 A • 1-0 N

YEAR	SITE	RESULT	MATCH SCORE
1978	HOME	W	2-0
1986	AWAY	W	2-0
1986	NEUTRAL	W	2-0
2005	HOME	W	3-1
2009	HOME	W	3-0
2009	HOME	W	3-0
2011	HOME	W	3-0

ALABAMA-BIRMINGHAM (UAB) 24-8 (.750)

13-5 H • 10-3 A • 1-0 N

YEAR	SITE	RESULT	MATCH SCORE
1978	HOME	W	3-0
1978	AWAY	W	3-0
1979	AWAY	W	3-1
1979	HOME	W	3-1
1979	AWAY	W	3-0
1980	NEUTRAL	W	2-1
1980	AWAY	W	3-2
1980	HOME	L	0-3
1986	AWAY	L	0-3
1987	HOME	L	2-3
1987	HOME	W	3-0
1988	HOME	W	3-1
1988	HOME	W	3-1
1989	HOME	L	1-3
1989	AWAY	W	3-0
1990	HOME	L	1-3
1990	AWAY	L	1-3
1991	AWAY	W	3-0
1991	HOME	W	3-1
1992	HOME	L	2-3
1992	AWAY	L	1-3
1993	HOME	W	3-0
1993	AWAY	W	3-1

1994	HOME	W	3-0
1994	AWAY	W	3-1
1995	HOME	W	3-0
1996	HOME	W	3-0
1998	AWAY	W	3-0
1999	HOME	W	3-0
2000	AWAY	W	3-0
2004	HOME	W	3-2
2009	HOME	W	3-0

ALABAMA-HUNTSVILLE (UAH) 1-0 (1.000)

0-0 H • 1-0 A • 0-0 N

YEAR	SITE	RESULT	MATCH SCORE
1986	AWAY	W	3-1

ALABAMA STATE 9-4 (.692)

6-1 H • 2-1 A • 1-2 N

YEAR	SITE	RESULT	MATCH SCORE
1975	HOME	W	2-0
1977	HOME	L	0-2
1986	NEUTRAL	L	0-2
1986	NEUTRAL	W	2-0
1986	NEUTRAL	L	0-2
1987	AWAY	W	3-0
1987	HOME	W	3-0
1988	HOME	W	3-0
1989	AWAY	W	3-0
1991	HOME	W	3-0
2003	HOME	W	3-0
2017	HOME	W	3-0
2021	AWAY	L	2-3

AMERICAN 1-0 (1.000)

0-0 H • 0-0 A • 1-0 N

YEAR	SITE	RESULT	MATCH SCORE
2018	NEUTRAL	W	3-0

APPALACHIAN STATE 1-0 (1.000)

1-0 H • 0-0 A • 0-0 N

YEAR	SITE	RESULT	MATCH SCORE
2000	HOME	W	3-1

ARKANSAS 12-39 (.235)

8-16 H • 3-22 A • 0-1 N

YEAR	SITE	RESULT	MATCH SCORE
1994	HOME	L	2-3
1994	AWAY	L	2-3
1995	AWAY	L	0-3
1995	HOME	L	2-3
1995	NEUTRAL	L	2-3
1996	HOME	L	1-3
1996	AWAY	W	3-2
1997	AWAY	L	1-3
1997	HOME	L	1-3
1998	HOME	L	1-3
1998	AWAY	L	0-3
1999	AWAY	L	0-3
1999	HOME	L	1-3
2000	HOME	L	0-3
2000	AWAY	L	0-3
2001	AWAY	L	0-3
2001	HOME	L	0-3
2002	HOME	L	0-3
2002	AWAY	L	0-3



2004	AWAY	L	0-3
2005	HOME	L	1-3
2005	AWAY	L	1-3
2006	HOME	W	3-2
2006	AWAY	L	1-3
2007	AWAY	W	2-3
2007	HOME	L	1-3
2008	HOME	L	1-3
2008	AWAY	L	2-3
2009	HOME	W	3-2
2009	AWAY	L	2-3
2010	AWAY	W	3-2
2010	HOME	W	3-0
2011	AWAY	L	1-3
2011	HOME	L	0-3
2012	AWAY	L	0-3
2012	HOME	W	3-2
2013	AWAY	L	1-3
2013	HOME	W	3-1
2014	HOME	L	0-3
2015	AWAY	L	2-3
2015	HOME	W	3-0
2016	AWAY	W	3-1
2017	HOME	W	3-0
2017	AWAY	L	0-3
2018	HOME	W	3-0
2019	AWAY	L	0-3
2021	AWAY	L	1-3
2021	AWAY	L	2-3

ARKANSAS-LITTLE ROCK 1-0 (1.000)

0-0 H • 0-0 A • 1-0 N

YEAR	SITE	RESULT	MATCH SCORE
2015	NEUTRAL	W	3-1

ARKANSAS STATE 3-1 (.800)

0-0 H • 0-0 A • 3-1 N

YEAR	SITE	RESULT	MATCH SCORE
1990	NEUTRAL	W	3-2
1992	NEUTRAL	L	2-3
1996	NEUTRAL	W	3-0
2014	NEUTRAL	W	3-0

ARIZONA STATE 0-2 (.000)

0-0 H • 0-1 A • 0-1 N

YEAR	SITE	RESULT	MATCH SCORE
2005	AWAY	L	0-3
2006	NEUTRAL	L	1-3

ATHENS STATE 2-0 (1.000)

0-0 H • 0-0 A • 2-0 N

YEAR	SITE	RESULT	MATCH SCORE
1975	NEUTRAL	W	2-0
1975	NEUTRAL	W	2-0

AUGUSTA STATE 1-0 (1.000)

0-0 H • 0-0 A • 1-0 N

YEAR	SITE	RESULT	MATCH SCORE
1978	NEUTRAL	W	2-1

AUSTIN PEAY 1-0 (1.000)

0-0 H • 0-0 A • 1-0 N

YEAR	SITE	RESULT	MATCH SCORE
2011	NEUTRAL	W	3-1

BAYLOR 2-1 (.667)

1-0 H • 0-0 A • 1-1 N

YEAR	SITE	RESULT	MATCH SCORE
1988	HOME	W	3-1
1989	NEUTRAL	W	3-0
1996	NEUTRAL	L	2-3

BELMONT 1-0 (1.000)

1-0 H • 0-0 A • 0-0 N

YEAR	SITE	RESULT	MATCH SCORE
2021	HOME	W	3-0

BENEDICT COLLEGE 2-0 (1.000)

0-0 H • 0-0 A • 2-0 N

YEAR	SITE	RESULT	MATCH SCORE
1978	NEUTRAL	W	2-0
1986	NEUTRAL	W	2-0

BERRY COLLEGE 7-0 (1.000)

0-0 H • 0-0 A • 7-0 N

YEAR	SITE	RESULT	MATCH SCORE
1974	NEUTRAL	W	2-0
1974	NEUTRAL	W	2-0
1975	NEUTRAL	W	2-0
1977	NEUTRAL	W	2-0
1978	NEUTRAL	W	2-0
1978	NEUTRAL	W	2-0
1978	NEUTRAL	W	2-0

BETHUNE-COOKMAN 2-0 (1.000)

1-0 H • 0-0 A • 1-0 N

YEAR	SITE	RESULT	MATCH SCORE
2003	HOME	W	3-1
2008	NEUTRAL	W	3-0

BIRMINGHAM SOUTHERN 1-0 (1.000)

1-0 H • 0-0 A • 0-0 N

YEAR	SITE	RESULT	MATCH SCORE
2004	HOME	W	3-0

BOSTON COLLEGE 2-0 (1.000)

0-0 H • 0-0 A • 2-0 N

YEAR	SITE	RESULT	MATCH SCORE
1997	NEUTRAL	W	3-0
2011	NEUTRAL	W	3-0

BOWLING GREEN 0-1 (.000)

0-0 H • 0-1 A • 0-0 N

YEAR	SITE	RESULT	MATCH SCORE
1987	AWAY	L	0-3

BRADLEY 1-0 (1.000)

0-0 H • 0-0 A • 1-0 N

YEAR	SITE	RESULT	MATCH SCORE
1989	NEUTRAL	W	3-1

BUTLER 5-1 (.833)

1-0 H • 1-1 A • 3-0 N

YEAR	SITE	RESULT	MATCH SCORE
1987	NEUTRAL	W	3-0
1991	NEUTRAL	W	3-1
1992	AWAY	L	0-3
1994	NEUTRAL	W	3-2

2018	AWAY	W	3-0
2019	HOME	W	3-2

CALIFORNIA 0-1 (.000)

0-0 H • 0-1 A • 0-0 N

YEAR	SITE	RESULT	MATCH SCORE
2001	AWAY	L	0-3

CAL-IRVINE 1-0 (1.000)

0-0 H • 1-0 A • 1-0 N

YEAR	SITE	RESULT	MATCH SCORE
1995	AWAY	W	3-2

CAL POLY-SAN OBISPO 1-0 (1.000)

0-0 H • 0-0 A • 1-0 N

YEAR	SITE	RESULT	MATCH SCORE
1995	NEUTRAL	W	3-1

CAL STATE-FULLERTON 2-0 (1.000)

1-0 H • 1-0 A • 0-0 N

YEAR	SITE	RESULT	MATCH SCORE
1995	AWAY	W	3-1
2021	HOME	W	3-0

CAL STATE-POLY 0-1 (.000)

0-0 H • 0-0 A • 0-1 N

YEAR	SITE	RESULT	MATCH SCORE
1994	NEUTRAL	L	2-3

CAL STATE-SANTA BARBARA 0-2 (.000)

0-0 H • 0-1 A • 1-0 N

YEAR	SITE	RESULT	MATCH SCORE
1999	AWAY	L	0-3
2000	NEUTRAL	L	0-3

CENTRAL FLORIDA 3-1 (.750)

0-0 H • 0-1 A • 3-0 N

YEAR	SITE	RESULT	MATCH SCORE
1979	AWAY	L	0-2
1986	NEUTRAL	W	3-2
1993	NEUTRAL	W	3-0
1998	NEUTRAL	W	3-0

CENTRAL MICHIGAN 2-1 (.667)

0-0 H • 0-1 A • 2-0 N

YEAR	SITE	RESULT	MATCH SCORE
1987	AWAY	L	2-3
1992	NEUTRAL	W	3-1
2012	NEUTRAL	W	3-2

CHARLOTTE 1-1 (.500)

0-1 H • 0-0 A • 1-0 N

YEAR	SITE	RESULT	MATCH SCORE
1979	NEUTRAL	W	2-1
2001	HOME	L	1-3

CHATTANOOGA 5-0 (1.000)

0-0 H • 1-0 A • 4-0 N

YEAR	SITE	RESULT	MATCH SCORE
1974	NEUTRAL	W	2-0
1974	NEUTRAL	W	2-1
1975	NEUTRAL	W	2-1
1975	NEUTRAL	W	2-1



2000 AWAY W 3-0

CHICAGO STATE 1-0 (1.000)

0-0 H • 0-0 A • 1-0 N

YEAR	SITE	RESULT	MATCH SCORE
1999	NEUTRAL	W	3-0

CINCINNATI 1-4 (.200)

1-1 H • 0-2 A • 0-1 N

YEAR	SITE	RESULT	MATCH SCORE
1978	AWAY	L	0-2
1987	AWAY	L	0-3
1988	HOME	L	0-3
1996	HOME	W	3-0
2010	NEUTRAL	L	1-3

CLEMSON 5-13 (.277)

3-2 H • 1-6 A • 1-5 N

YEAR	SITE	RESULT	MATCH SCORE
1979	NEUTRAL	L	1-2
1979	NEUTRAL	L	0-2
1986	NEUTRAL	L	1-3
1987	AWAY	L	1-3
1988	NEUTRAL	W	3-0
1989	AWAY	L	1-3
1989	AWAY	L	1-3
1989	HOME	W	3-2
1991	AWAY	W	3-0
1992	NEUTRAL	L	2-3
1993	AWAY	L	1-3
1994	NEUTRAL	L	0-3
1995	AWAY	L	0-3
1997	HOME	L	2-3
1998	AWAY	L	0-3
2000	HOME	L	1-3
2005	HOME	W	3-0
2017	HOME	W	3-0

COASTAL CAROLINA 2-0 (1.000)

0-0 H • 0-0 A • 2-0 N

YEAR	SITE	RESULT	MATCH SCORE
1978	NEUTRAL	W	2-0
1996	NEUTRAL	W	3-2

COLGATE 1-0 (1.000)

0-0 H • 0-0 A • 1-0 N

YEAR	SITE	RESULT	MATCH SCORE
2016	NEUTRAL	W	3-1

COLLEGE OF CHARLESTON 1-0 (1.000)

0-0 H • 1-0 A • 0-0 N

YEAR	SITE	RESULT	MATCH SCORE
2010	AWAY	W	3-0

COLORADO STATE 0-2 (.000)

0-0 H • 0-2 A • 0-0 N

YEAR	SITE	RESULT	MATCH SCORE
1996	AWAY	L	0-3
2000	AWAY	L	0-3

COLUMBUS STATE 3-0 (1.000)

0-0 H • 1-0 A • 2-0 N

YEAR	SITE	RESULT	MATCH SCORE
1974	NEUTRAL	W	2-0
1974	AWAY	W	2-0
1977	NEUTRAL	W	2-0

CONNECTICUT 1-0 (1.000)

0-0 H • 0-0 A • 1-0 N

YEAR	SITE	RESULT	MATCH SCORE
1990	NEUTRAL	W	3-0

COVENANT 1-0 (1.000)

0-0 H • 0-0 A • 1-0 N

YEAR	SITE	RESULT	MATCH SCORE
1980	NEUTRAL	W	2-0

CREIGHTON 0-1 (.000)

0-0 H • 0-0 A • 0-1 N

YEAR	SITE	RESULT	MATCH SCORE
2003	NEUTRAL	L	0-3

DAYTON 0-1 (.000)

0-0 H • 0-0 A • 0-1 N

YEAR	SITE	RESULT	MATCH SCORE
2001	NEUTRAL	L	0-3

DELAWARE STATE 1-0 (1.000)

0-0 H • 0-0 A • 1-0 N

YEAR	SITE	RESULT	MATCH SCORE
2003	NEUTRAL	W	3-0

DENVER 0-2 (.000)

0-0 H • 0-1 A • 0-1 N

YEAR	SITE	RESULT	MATCH SCORE
2001	NEUTRAL	L	1-3
2007	AWAY	L	1-3

DEPAUL 2-0 (1.000)

0-0 H • 1-0 A • 1-0 N

YEAR	SITE	RESULT	MATCH SCORE
1987	AWAY	W	3-0
2007	NEUTRAL	W	3-0

DRAKE 2-0 (1.000)

0-0 H • 0-0 A • 2-0 N

YEAR	SITE	RESULT	MATCH SCORE
2000	NEUTRAL	W	3-1
2012	NEUTRAL	W	3-0

DREXEL 1-0 (1.000)

0-0 H • 0-0 A • 1-0 N

YEAR	SITE	RESULT	MATCH SCORE
1993	NEUTRAL	W	3-0

DUKE 0-2 (.000)

0-0 H • 0-1 A • 0-1 N

YEAR	SITE	RESULT	MATCH SCORE
1993	AWAY	L	0-3
2010	NEUTRAL	L	0-3

EAST CAROLINA 1-0 (1.000)

0-0 H • 1-0 A • 0-0 N

YEAR	SITE	RESULT	MATCH SCORE
1987	AWAY	W	3-0

EAST TENNESSEE STATE 2-0 (1.000)

1-0 H • 0-0 A • 1-0 N

YEAR	SITE	RESULT	MATCH SCORE
1974	NEUTRAL	W	2-1
2004	HOME	W	3-0

EASTERN ILLINOIS 2-0 (1.000)

0-0 H • 0-0 A • 2-0 N

YEAR	SITE	RESULT	MATCH SCORE
1987	NEUTRAL	W	3-2
2018	NEUTRAL	W	3-0

EASTERN KENTUCKY 3-0 (1.000)

1-0 H • 0-0 A • 2-0 N

YEAR	SITE	RESULT	MATCH SCORE
1989	NEUTRAL	W	3-0
1990	HOME	W	3-0
1991	NEUTRAL	W	3-0

EASTERN MICHIGAN 0-2 (.000)

0-0 H • 0-2 A • 0-1 N

YEAR	SITE	RESULT	MATCH SCORE
1987	NEUTRAL	L	0-3
1990	AWAY	L	0-3
2016	AWAY	L	1-3

ELON 1-0 (1.000)

1-0 H • 0-0 A • 0-0 N

YEAR	SITE	RESULT	MATCH SCORE
2003	HOME	W	3-0

ERSKINE 2-0 (1.000)

0-0 H • 0-0 A • 2-0 N

YEAR	SITE	RESULT	MATCH SCORE
1980	NEUTRAL	W	2-0
1980	NEUTRAL	W	2-0

FLORIDA 3-54 (.053)

2-24 H • 0-22 A • 1-6 N

YEAR	SITE	RESULT	MATCH SCORE
1977	NEUTRAL	W	2-1
1978	NEUTRAL	L	0-2
1987	HOME	L	0-3
1988	NEUTRAL	L	2-3
1989	HOME	L	0-3
1990	HOME	W	3-1
1990	NEUTRAL	L	1-3
1991	HOME	L	0-3
1991	AWAY	L	0-3
1992	AWAY	L	0-3
1992	HOME	L	0-3
1993	AWAY	L	1-3
1993	HOME	L	0-3
1994	AWAY	L	0-3
1994	NEUTRAL	L	0-3
1995	HOME	L	0-3



1996	AWAY	L	0-3
1996	NEUTRAL	L	0-3
1997	HOME	L	0-3
1998	AWAY	L	0-3
1998	NEUTRAL	L	0-3
1999	HOME	L	1-3
2000	AWAY	L	0-3
2001	HOME	L	0-3
2002	HOME	L	0-3
2003	AWAY	L	0-3
2003	HOME	L	0-3
2004	AWAY	L	0-3
2005	HOME	L	1-3
2006	AWAY	L	0-3
2006	HOME	L	1-3
2007	AWAY	L	0-3
2007	HOME	L	1-3
2008	HOME	L	0-3
2008	AWAY	L	1-3
2009	HOME	L	0-3
2009	AWAY	L	0-3
2010	AWAY	L	0-3
2010	HOME	L	2-3
2011	HOME	L	0-3
2011	AWAY	L	0-3
2012	AWAY	L	0-3
2012	HOME	L	1-3
2013	AWAY	L	0-3
2014	HOME	L	0-3
2014	AWAY	L	0-3
2015	AWAY	L	0-3
2015	HOME	W	3-2
2016	AWAY	L	1-3
2017	HOME	L	1-3
2017	AWAY	L	1-3
2018	HOME	L	1-3
2019	AWAY	L	0-3
2019	HOME	L	0-3
2020	HOME	L	0-3
2020	HOME	L	0-3
2021	AWAY	L	0-3

FLORIDA A&M 8-2 (.800)**0-1 H • 1-0 A • 3-1 N**

YEAR	SITE	RESULT	MATCH SCORE
1986	NEUTRAL	L	0-2
1986	NEUTRAL	W	2-0
1986	NEUTRAL	W	3-0
1998	AWAY	W	3-0
1999	HOME	W	3-0
2000	HOME	W	3-1
2011	NEUTRAL	W	3-0
2014	HOME	W	3-0
2015	HOME	W	3-0
2021	HOME	L	2-3

FLORIDA GULF COAST (FGCU) 1-1 (.500)**0-0 H • 0-0 A • 1-1 N**

YEAR	SITE	RESULT	MATCH SCORE
2014	NEUTRAL	W	3-1

2019	NEUTRAL	L	0-3
------	---------	---	-----

FLORIDA INTERNATIONAL (FIU) 5-2 (.714)**1-0 H • 0-0 A • 4-2 N**

YEAR	SITE	RESULT	MATCH SCORE
1974	NEUTRAL	L	0-2
1974	NEUTRAL	W	2-1
1975	NEUTRAL	L	0-2
1975	NEUTRAL	W	2-1
1988	HOME	W	3-0
1991	NEUTRAL	W	3-0
2011	NEUTRAL	W	3-2

FLORIDA SOUTHERN 0-1 (.000)**0-0 H • 0-0 A • 0-1 N**

YEAR	SITE	RESULT	MATCH SCORE
1977	NEUTRAL	L	1-2

FLORIDA STATE 2-13-1 (.125)**2-1 H • 0-6 A • 0-5-1 N**

YEAR	SITE	RESULT	MATCH SCORE
1974	NEUTRAL	L	0-2
1974	AWAY	L	1-2
1974	NEUTRAL	L	0-2
1975	NEUTRAL	L	0-2
1975	NEUTRAL	T	1-1
1979	NEUTRAL	L	0-2
1979	AWAY	L	0-2
1980	NEUTRAL	L	0-2
1990	AWAY	L	0-3
1993	AWAY	L	0-3
1996	HOME	W	3-0
1999	AWAY	L	2-3
2013	HOME	L	2-3
2014	AWAY	L	2-3
2017	AWAY	L	2-3
2018	HOME	W	3-1

FLORIDA TECH 1-0 (1.000)**0-0 H • 0-0 A • 1-0 N**

YEAR	SITE	RESULT	MATCH SCORE
1974	NEUTRAL	W	2-1

FURMAN 3-1 (.750)**1-1 H • 1-0 A • 1-0 N**

YEAR	SITE	RESULT	MATCH SCORE
1998	AWAY	W	3-0
2005	HOME	W	3-1
2016	HOME	L	1-3
2017	NEUTRAL	W	3-1

GEORGE MASON 2-0 (1.000)**1-0 H • 0-1 A • 0-0 N**

YEAR	SITE	RESULT	MATCH SCORE
1997	AWAY	W	3-1
1999	HOME	W	3-2

GEORGE WASHINGTON 4-1 (.800)**0-0 H • 0-1 A • 4-0 N**

YEAR	SITE	RESULT	MATCH SCORE
1988	NEUTRAL	W	3-1
1989	NEUTRAL	W	3-2
2009	NEUTRAL	W	3-1

2014	AWAY	L	0-3
2019	NEUTRAL	W	3-1

GEORGETOWN 2-1 (.667)**1-0 H • 0-1 A • 1-0 N**

YEAR	SITE	RESULT	MATCH SCORE
1988	AWAY	L	0-3
1990	HOME	W	3-0
1993	NEUTRAL	W	3-0

GEORGIA 21-39 (.350)**9-16 H • 8-19 A • 4-4 N**

YEAR	SITE	RESULT	MATCH SCORE
1975	NEUTRAL	W	2-1
1975	NEUTRAL	L	1-2
1978	HOME	W	2-0
1978	AWAY	L	1-2
1978	NEUTRAL	W	2-0
1979	AWAY	W	2-1
1979	NEUTRAL	L	1-2
1987	HOME	L	1-3
1988	AWAY	L	2-3
1988	HOME	L	1-3
1989	NEUTRAL	L	0-3
1990	HOME	L	0-3
1990	HOME	L	1-3
1990	AWAY	L	2-3
1991	AWAY	L	0-3
1992	HOME	L	1-3
1992	AWAY	L	1-3
1993	AWAY	L	0-3
1994	HOME	L	0-3
1995	AWAY	L	1-3
1995	NEUTRAL	W	3-1
1996	HOME	W	3-1
1997	AWAY	L	0-3
1997	NEUTRAL	L	1-3
1998	AWAY	W	3-1
1998	NEUTRAL	W	3-2
1999	HOME	W	3-1
2000	AWAY	L	2-3
2001	HOME	L	0-3
2002	HOME	L	0-3
2003	AWAY	L	1-3
2003	HOME	L	0-3
2004	AWAY	L	0-3
2005	HOME	L	1-3
2006	AWAY	W	3-2
2006	HOME	L	1-3
2007	AWAY	L	0-3
2007	HOME	L	1-3
2008	HOME	L	2-3
2008	AWAY	L	1-3
2009	AWAY	L	2-3
2009	HOME	L	2-3
2010	HOME	W	3-0
2010	AWAY	W	3-2
2011	AWAY	L	1-3
2011	HOME	W	3-0
2012	AWAY	L	0-3
2012	HOME	W	3-1
2013	AWAY	L	1-3
2014	HOME	W	3-1
2014	AWAY	L	2-3
2015	HOME	W	3-0



2016	AWAY	W	3-1
2016	HOME	W	3-0
2017	AWAY	W	3-0
2018	HOME	L	2-3
2018	AWAY	W	3-0
2019	HOME	L	1-3
2021	AWAY	W	3-0
2021	AWAY	L	0-3

GEORGIA COLLEGE & STATE U. 1-0 (1.000)

0-0 H • 0-0 A • 1-0 N

YEAR	SITE	RESULT	MATCH SCORE
1974	NEUTRAL	W	2-1

GEORGIA SOUTHERN 5-1 (.833)

3-1 H • 2-0 A • 0-0 N

YEAR	SITE	RESULT	MATCH SCORE
1995	HOME	W	3-0
2005	HOME	L	2-3
2008	AWAY	W	3-2
2009	AWAY	W	3-2
2010	HOME	W	3-1
2012	HOME	W	3-1

GEORGIA STATE 17-1 (.944)

9-0 H • 5-0 A • 3-1 N

YEAR	SITE	RESULT	MATCH SCORE
1974	NEUTRAL	W	2-0
1978	NEUTRAL	L	1-2
1978	NEUTRAL	W	2-0
1978	NEUTRAL	W	2-1
1986	HOME	W	3-0
1986	AWAY	W	3-1
1987	HOME	W	3-0
1989	HOME	W	3-1
1990	HOME	W	3-0
1994	AWAY	W	3-0
1995	HOME	W	3-0
1996	HOME	W	3-0
1997	AWAY	W	3-0
1998	HOME	W	3-1
1999	AWAY	W	3-1
2000	HOME	W	3-0
2006	HOME	W	3-0
2007	AWAY	W	3-0

GEORGIA TECH 9-7 (.563)

3-2 H • 5-3 A • 1-2 N

YEAR	SITE	RESULT	MATCH SCORE
1977	NEUTRAL	L	0-2
1978	NEUTRAL	W	2-0
1987	HOME	W	3-0
1987	AWAY	W	3-0
1988	AWAY	W	3-0
1989	HOME	W	3-1
1989	AWAY	W	3-1
1990	HOME	W	3-0
1992	AWAY	L	1-3
1993	HOME	L	1-3
1994	NEUTRAL	L	2-3
1995	AWAY	L	2-3
1996	AWAY	W	3-1
2015	AWAY	L	1-3
2016	HOME	L	1-3
2017	AWAY	W	3-0

GONZAGA 0-1 (.000)

0-0 H • 0-0 A • 0-1 N

YEAR	SITE	RESULT	MATCH SCORE
1992	NEUTRAL	L	0-3

GRAMBLING STATE 2-0 (1.000)

1-0 H • 0-0 A • 1-0 N

YEAR	SITE	RESULT	MATCH SCORE
1986	NEUTRAL	W	2-0
2005	HOME	W	3-0

HARTFORD 0-1 (.000)

0-0 H • 0-1 A • 0-0 N

YEAR	SITE	RESULT	MATCH SCORE
2002	AWAY	L	2-3

HIGH POINT 2-0 (1.000)

2-0 H • 0-0 A • 0-0 N

YEAR	SITE	RESULT	MATCH SCORE
2012	HOME	W	3-0
2018	HOME	W	3-0

HOFSTRA 2-0 (1.000)

0-0 H • 1-0 A • 1-0 N

YEAR	SITE	RESULT	MATCH SCORE
1988	NEUTRAL	W	3-2
1990	AWAY	W	3-1

HOUSTON 0-2 (.000)

0-0 H • 0-2 A • 0-0 N

YEAR	SITE	RESULT	MATCH SCORE
1989	AWAY	L	0-3
1999	AWAY	L	2-3

HUNTINGDON COLLEGE 2-0 (1.000)

1-0 H • 1-0 A • 0-0 N

YEAR	SITE	RESULT	MATCH SCORE
1986	HOME	W	3-1
1986	AWAY	W	3-2

ILLINOIS-CHICAGO (UIC) 1-0 (1.000)

0-0 H • 0-0 A • 1-0 N

YEAR	SITE	RESULT	MATCH SCORE
1997	NEUTRAL	W	3-0

ILLINOIS STATE 1-2 (.333)

0-0 H • 0-0 A • 1-2 N

YEAR	SITE	RESULT	MATCH SCORE
1989	NEUTRAL	L	1-3
1991	NEUTRAL	W	3-2
2018	NEUTRAL	L	1-3

INDIANA 2-2 (.500)

1-0 H • 1-2 A • 0-0 N

YEAR	SITE	RESULT	MATCH SCORE
1989	AWAY	L	0-3
1992	AWAY	W	3-2
1994	HOME	W	3-0
1997	AWAY	L	0-3

INDIANA STATE 1-0 (1.000)

0-0 H • 1-0 A • 0-0 N

YEAR	SITE	RESULT	MATCH SCORE
1991	AWAY	W	3-1

IOWA 0-2 (.000)

0-0 H • 0-2 A • 0-0 N

YEAR	SITE	RESULT	MATCH SCORE
1994	AWAY	L	2-3
2001	AWAY	L	0-3

IOWA STATE 0-3 (.000)

0-1 H • 0-1 A • 0-1 N

YEAR	SITE	RESULT	MATCH SCORE
2003	AWAY	L	0-3
2004	HOME	L	2-3
2009	NEUTRAL	L	0-3

IUPUI 2-0 (1.000)

0-0 H • 0-0 A • 2-0 N

YEAR	SITE	RESULT	MATCH SCORE
1998	NEUTRAL	W	3-0
2019	NEUTRAL	W	3-0

JACKSON STATE 1-1 (.500)

1-0 H • 0-0 A • 0-1 N

YEAR	SITE	RESULT	MATCH SCORE
1979	NEUTRAL	L	1-2
2021	HOME	W	3-0

JACKSONVILLE 4-1 (.800)

3-0 H • 1-0 A • 0-1 N

YEAR	SITE	RESULT	MATCH SCORE
1986	NEUTRAL	L	0-3
1998	AWAY	W	3-1
2001	HOME	W	3-0
2015	HOME	W	3-2
2016	HOME	W	3-0

JACKSONVILLE STATE 7-2 (.778)

5-1 H • 2-1 A • 0-0 N

YEAR	SITE	RESULT	MATCH SCORE
1998	AWAY	W	3-0
1999	HOME	W	3-0
2000	AWAY	W	3-1
2003	HOME	W	3-2
2008	AWAY	L	2-3
2009	HOME	L	2-3
2012	HOME	W	3-0
2013	HOME	W	3-0
2014	HOME	W	3-0

JEFFERSON STATE CC 0-1 (.000)

0-0 H • 0-0 A • 0-1 N

YEAR	SITE	RESULT	MATCH SCORE
1980	NEUTRAL	L	0-2

JUDSON COLLEGE 5-0 (1.000)

2-0 H • 1-0 A • 2-0 N

YEAR	SITE	RESULT	MATCH SCORE
1974	NEUTRAL	W	2-0
1975	HOME	W	2-0
1975	AWAY	W	2-0



ALL-TIME RESULTS BY OPPONENTS

1977	HOME	W	2-1
1978	NEUTRAL	W	2-1

KANSAS 3-1 (.750)

0-0 H • 3-0 A • 0-1 N

YEAR	SITE	RESULT	MATCH SCORE
1988	AWAY	W	3-1
1998	NEUTRAL	L	0-3
1999	AWAY	W	3-1
2018	AWAY	W	3-2

KENNESAW STATE 4-0 (1.000)

2-0 H • 2-0 A • 0-0 N

YEAR	SITE	RESULT	MATCH SCORE
2006	AWAY	W	3-0
2007	HOME	W	3-0
2016	HOME	W	3-2
2018	AWAY	W	3-2

KENTUCKY 10-46 (.178)

7-11 H • 3-20 A • 0-5 N

YEAR	SITE	RESULT	MATCH SCORE
1977	NEUTRAL	L	0-2
1978	NEUTRAL	L	0-2
1980	AWAY	L	0-2
1987	HOME	L	0-3
1988	HOME	L	0-3
1989	AWAY	L	0-3
1990	HOME	L	0-3
1991	HOME	W	3-1
1991	AWAY	L	1-3
1991	NEUTRAL	L	0-3
1992	HOME	L	0-3
1992	NEUTRAL	L	1-3
1993	HOME	L	0-3
1993	NEUTRAL	L	1-3
1994	AWAY	L	1-3
1995	HOME	W	3-0
1996	AWAY	W	3-0
1997	HOME	W	3-2
1998	HOME	L	1-3
1999	AWAY	L	0-3
2000	HOME	W	3-2
2001	AWAY	L	0-3
2002	AWAY	L	0-3
2002	HOME	L	0-3
2003	HOME	L	1-3
2004	AWAY	W	3-1
2004	HOME	W	3-1
2005	AWAY	W	3-0
2006	HOME	W	3-2
2006	AWAY	L	2-3
2007	HOME	L	1-3
2007	AWAY	L	1-3
2008	AWAY	L	0-3
2008	HOME	L	0-3
2009	AWAY	L	0-3
2009	HOME	L	1-3
2010	HOME	W	3-2
2010	AWAY	L	0-3
2011	AWAY	L	0-3
2011	HOME	L	2-3
2012	AWAY	L	1-3
2012	HOME	L	0-3
2013	HOME	L	0-3

2014	AWAY	L	0-3
2014	HOME	L	1-3
2015	HOME	L	2-3
2015	AWAY	L	2-3
2016	HOME	L	2-3
2017	AWAY	L	1-3
2017	HOME	L	0-3
2018	AWAY	L	0-3
2019	HOME	L	0-3
2020	AWAY	L	0-3
2020	AWAY	L	0-3
2021	HOME	L	0-3
2021	HOME	L	0-3

LAFAYETTE 1-0 (1.000)

0-0 H • 1-0 A • 0-0 N

YEAR	SITE	RESULT	MATCH SCORE
2003	AWAY	W	3-0

LAMAR 0-1 (.000)

0-0 H • 0-0 A • 0-1 N

YEAR	SITE	RESULT	MATCH SCORE
1988	NEUTRAL	L	2-3

LAMBUTH 1-0 (1.000)

0-0 H • 0-0 A • 1-0 N

YEAR	SITE	RESULT	MATCH SCORE
1975	NEUTRAL	W	2-0

LENOIR-RHYNE 1-0 (1.000)

0-0 H • 0-0 A • 1-0 N

YEAR	SITE	RESULT	MATCH SCORE
1980	NEUTRAL	W	2-0

LIBERTY 1-0 (1.000)

0-0 H • 0-0 A • 1-0 N

YEAR	SITE	RESULT	MATCH SCORE
1989	NEUTRAL	W	3-0

LIPSCOMB 1-0 (1.000)

1-0 H • 0-0 A • 0-0 N

YEAR	SITE	RESULT	MATCH SCORE
2003	HOME	W	3-0

LOUISIANA-LAFAYETTE 0-1 (.000)

0-0 H • 0-0 A • 0-1 N

YEAR	SITE	RESULT	MATCH SCORE
1980	NEUTRAL	L	1-2

LOUISIANA-MONROE 2-1 (.667)

0-0 H • 0-1 A • 2-0 N

YEAR	SITE	RESULT	MATCH SCORE
1986	AWAY	L	1-3
2006	NEUTRAL	W	3-0
2013	NEUTRAL	W	3-0

LOUISIANA STATE (LSU) 15-47 (.242)

10-17 H • 5-25 A • 0-5 N

YEAR	SITE	RESULT	MATCH SCORE
1977	NEUTRAL	L	0-2
1979	NEUTRAL	L	0-2
1980	NEUTRAL	L	0-2
1986	NEUTRAL	L	0-3
1987	HOME	L	0-3

1987	NEUTRAL	L	0-3
1988	HOME	L	1-3
1989	AWAY	L	0-3
1990	AWAY	L	1-3
1991	HOME	L	0-3
1991	AWAY	L	0-3
1992	AWAY	L	0-3
1993	AWAY	L	0-3
1993	HOME	W	3-0
1994	HOME	W	3-2
1994	AWAY	L	2-3
1995	AWAY	L	2-3
1995	HOME	W	3-1
1996	HOME	W	3-0
1996	AWAY	W	3-0
1997	AWAY	W	3-1
1997	HOME	W	3-0
1998	HOME	W	3-1
1998	AWAY	L	2-3
1999	AWAY	W	3-1
1999	HOME	W	3-0
2000	HOME	L	2-3
2000	AWAY	W	3-1
2001	AWAY	L	0-3
2001	HOME	L	0-3
2002	HOME	L	0-3
2002	AWAY	L	0-3
2003	AWAY	L	2-3
2004	HOME	L	1-3
2004	AWAY	L	0-3
2005	HOME	L	1-3
2005	AWAY	L	0-3
2006	HOME	L	0-3
2006	AWAY	L	2-3
2007	HOME	L	1-3
2007	AWAY	L	0-3
2008	HOME	L	0-3
2008	AWAY	L	2-3
2009	HOME	L	0-3
2009	AWAY	L	0-3
2010	AWAY	L	1-3
2010	HOME	L	0-3
2011	AWAY	L	1-3
2011	HOME	L	1-3
2012	HOME	L	1-3
2013	HOME	W	3-1
2013	AWAY	W	3-2
2014	AWAY	L	0-3
2015	HOME	W	3-2
2015	AWAY	L	2-3
2016	HOME	W	3-2
2017	HOME	L	0-3
2017	AWAY	L	1-3
2018	AWAY	L	0-3
2019	AWAY	L	0-3
2019	HOME	L	0-3
2021	AWAY	L	0-3

LOUISIANA TECH 1-0 (1.000)

0-0 H • 0-0 A • 1-0 N

YEAR	SITE	RESULT	MATCH SCORE
2007	NEUTRAL	W	3-1



LOUISVILLE 1-3 (.250)

0-1 H • 1-1 A • 0-1 N

YEAR	SITE	RESULT	MATCH SCORE
1989	HOME	L	2-3
1991	NEUTRAL	L	0-3
1991	AWAY	L	1-3
2016	AWAY	W	3-2

LOYOLA CHICAGO 1-0 (1.000)

0-0 H • 0-0 A • 1-0 N

YEAR	SITE	RESULT	MATCH SCORE
2013	NEUTRAL	W	3-0

LOYOLA MARYMOUNT 0-2 (.000)

0-0 H • 0-0 A • 0-2 N

YEAR	SITE	RESULT	MATCH SCORE
1996	NEUTRAL	L	0-3
2018	NEUTRAL	L	0-3

MARIST 1-0 (1.000)

0-0 H • 0-0 A • 1-0 N

YEAR	SITE	RESULT	MATCH SCORE
2002	NEUTRAL	W	3-1

MARQUETTE 1-0 (1.000)

0-0 H • 0-0 A • 1-0 N

YEAR	SITE	RESULT	MATCH SCORE
1998	NEUTRAL	W	3-0

MARYLAND 1-0 (1.000)

0-0 H • 0-0 A • 1-0 N

YEAR	SITE	RESULT	MATCH SCORE
1991	NEUTRAL	W	3-1

MARYLAND-BALTIORE COUNTY 1-0 (1.000)

0-0 H • 0-0 A • 1-0 N

YEAR	SITE	RESULT	MATCH SCORE
1997	NEUTRAL	W	3-0

MCNEESE STATE 0-1 (.000)

0-0 H • 0-0 A • 1-0 N

YEAR	SITE	RESULT	MATCH SCORE
2003	NEUTRAL	L	0-3

MEMPHIS (STATE) 6-0 (1.000)

2-0 H • 2-0 A • 2-0 N

YEAR	SITE	RESULT	MATCH SCORE
1974	NEUTRAL	W	2-0
1975	AWAY	W	2-0
1990	HOME	W	3-1
1995	NEUTRAL	W	3-1
2015	AWAY	W	3-0
2016	HOME	W	3-0

MERCER 5-1 (.833)

3-1 H • 3-0 A • 0-0 N

YEAR	SITE	RESULT	MATCH SCORE
1995	AWAY	W	3-1
2003	HOME	W	3-1
2004	AWAY	W	3-2
2008	HOME	L	1-3
2010	HOME	W	3-0
2013	HOME	W	3-0

MIAMI (FLA.) 1-4 (.200)

0-0 H • 0-1 A • 1-3 N

YEAR	SITE	RESULT	MATCH SCORE
1979	NEUTRAL	L	0-2
1979	NEUTRAL	L	0-2
2010	NEUTRAL	L	0-3
2011	AWAY	L	0-3
2019	NEUTRAL	W	3-1

MIAMI (OHIO) 1-1 (.500)

0-1 H • 0-0 A • 1-0 N

YEAR	SITE	RESULT	MATCH SCORE
1994	NEUTRAL	W	3-1
2016	HOME	L	2-3

MIAMI-DADE SOUTH 0-3 (.000)

0-0 H • 0-1 A • 0-2 N

YEAR	SITE	RESULT	MATCH SCORE
1975	NEUTRAL	L	0-2
1977	AWAY	L	0-2
1979	NEUTRAL	L	0-2

MICHIGAN 0-4 (.000)

0-1 H • 0-3 A • 0-0 N

YEAR	SITE	RESULT	MATCH SCORE
1987	AWAY	L	0-3
2008	AWAY	L	0-3
2016	AWAY	L	0-3
2018	HOME	L	0-4

MICHIGAN STATE 0-4 (.000)

0-0 H • 0-1 A • 0-3 N

YEAR	SITE	RESULT	MATCH SCORE
1986	NEUTRAL	L	0-3
2001	AWAY	L	1-3
2017	NEUTRAL	L	0-3
2019	NEUTRAL	L	1-3

MIDDLE TENNESSEE STATE 5-1 (.833)

1-1 H • 2-0 A • 2-0 N

YEAR	SITE	RESULT	MATCH SCORE
1974	NEUTRAL	W	2-0
1974	NEUTRAL	W	2-0
1994	HOME	W	3-0
2002	HOME	L	0-3
2010	AWAY	W	3-2
2011	AWAY	W	3-2

MINNESOTA 2-1 (.667)

0-0 H • 1-1 A • 1-0 N

YEAR	SITE	RESULT	MATCH SCORE
1990	NEUTRAL	W	3-2
1998	AWAY	W	3-2
2009	AWAY	L	0-3

MISSISSIPPI (OLE MISS) 31-36 (.462)

14-11 H • 15-15 A • 1-10 N

YEAR	SITE	RESULT	MATCH SCORE
1974	NEUTRAL	W	2-0
1977	NEUTRAL	L	0-2
1977	NEUTRAL	L	0-2
1978	NEUTRAL	L	0-2
1978	NEUTRAL	L	0-2
1979	NEUTRAL	L	0-2

1979	NEUTRAL	L	0-2
1980	NEUTRAL	L	1-2
1980	NEUTRAL	L	1-2
1980	NEUTRAL	L	0-2
1987	NEUTRAL	L	0-3
1987	AWAY	L	1-3
1988	AWAY	W	3-0
1989	HOME	L	1-3
1990	AWAY	W	3-2
1991	HOME	W	3-2
1991	AWAY	W	3-1
1992	AWAY	W	3-1
1993	AWAY	W	3-1
1993	HOME	W	3-0
1994	AWAY	L	0-3
1994	HOME	W	3-1
1995	HOME	L	1-3
1995	AWAY	L	2-3
1996	AWAY	W	3-2
1996	HOME	W	3-0
1997	HOME	W	3-2
1997	AWAY	W	3-2
1998	AWAY	W	3-0
1998	HOME	W	3-0
1999	HOME	W	3-1
1999	AWAY	W	3-1
2000	AWAY	L	1-3
2000	HOME	L	2-3
2001	HOME	L	2-3
2001	AWAY	L	2-3
2002	AWAY	L	0-3
2002	HOME	L	0-3
2003	HOME	L	2-3
2003	AWAY	L	1-3
2004	AWAY	W	3-2
2004	HOME	W	3-1
2005	AWAY	L	0-3
2006	AWAY	L	1-3
2006	HOME	L	2-3
2007	HOME	L	0-3
2007	AWAY	L	0-3
2008	HOME	L	0-3
2008	AWAY	L	1-3
2009	HOME	W	3-1
2009	AWAY	W	3-1
2010	AWAY	L	0-3
2010	HOME	L	2-3
2011	HOME	W	3-0
2011	AWAY	L	1-3
2012	AWAY	W	3-0
2013	AWAY	W	3-1
2013	HOME	W	3-1
2014	HOME	L	0-3
2015	HOME	W	3-2
2016	AWAY	W	3-2
2016	HOME	W	3-2
2017	AWAY	W	3-1
2018	AWAY	W	3-1
2018	HOME	W	3-2
2019	AWAY	L	0-3
2021	HOME	L	

**MISSISSIPPI STATE 40-25 (.615)**

24-7 H • 15-15 A • 1-3 N

YEAR	SITE	RESULT	MATCH SCORE
1978	NEUTRAL	L	0-2
1978	HOME	L	1-3
1979	HOME	W	3-1
1980	NEUTRAL	L	0-2
1980	NEUTRAL	L	0-2
1986	HOME	L	1-3*
1987	NEUTRAL	W	2-0*
1987	AWAY	W	3-1
1988	AWAY	W	3-0
1989	HOME	W	3-1
1990	AWAY	L	2-3
1991	HOME	W	3-0
1992	AWAY	W	3-0
1992	HOME	W	3-0
1993	AWAY	W	3-2
1993	HOME	W	3-0
1994	AWAY	W	3-0
1994	HOME	W	3-0
1995	HOME	W	3-2
1995	AWAY	W	3-1
1996	AWAY	L	1-3
1996	HOME	W	3-1
1997	HOME	W	3-1
1997	AWAY	W	3-2
1998	AWAY	W	3-2
1998	HOME	W	3-0
1999	HOME	W	3-1
1999	AWAY	L	2-3
2000	AWAY	W	3-2
2000	HOME	L	2-3
2001	HOME	L	0-3
2001	AWAY	L	0-3
2002	AWAY	L	0-3
2003	HOME	W	3-2
2003	AWAY	L	2-3
2004	AWAY	W	3-2
2004	HOME	W	3-2
2005	AWAY	L	0-3
2005	HOME	W	3-1
2006	AWAY	L	0-3
2006	HOME	W	3-2
2007	AWAY	L	2-3
2007	HOME	L	0-3
2008	AWAY	L	2-3
2008	HOME	W	3-0
2009	AWAY	W	3-0
2009	HOME	W	3-0
2010	HOME	W	3-0
2010	AWAY	W	3-1
2011	AWAY	L	2-3
2011	HOME	L	0-3
2012	AWAY	W	3-0
2012	HOME	W	3-0
2013	HOME	W	3-0
2014	AWAY	W	3-1
2014	HOME	W	3-0
2015	AWAY	W	3-2
2016	AWAY	L	1-3
2016	HOME	W	3-2
2017	HOME	W	3-0
2018	AWAY	L	2-3
2018	HOME	W	3-2
2019	HOME	W	3-2

2019	AWAY	L	1-3
2019	HOME	L	0-3
2021	AWAY	L	0-3

MISSISSIPPI UNIVERSITY FOR WOMEN 2-4-1 (.286)

0-0 H • 0-1 A • 2-3-1 N

YEAR	SITE	RESULT	MATCH SCORE
1974	NEUTRAL	L	0-2
1974	NEUTRAL	L	0-2
1975	NEUTRAL	W	2-1
1975	NEUTRAL	T	1-1
1975	NEUTRAL	L	1-2
1977	AWAY	L	0-2
1979	NEUTRAL	W	2-1

MISSISSIPPI VALLEY STATE 1-0 (1.000)

0-0 H • 0-0 A • 1-0 N

YEAR	SITE	RESULT	MATCH SCORE
1986	NEUTRAL	W	2-0

MISSOURI 2-13 (.133)

2-7 H • 0-5 A • 0-1 N

YEAR	SITE	RESULT	MATCH SCORE
1996	HOME	W	3-0
2011	NEUTRAL	L	0-3
2012	HOME	L	2-3
2013	AWAY	L	0-3
2013	HOME	L	0-3
2014	AWAY	L	0-3
2015	AWAY	L	2-3
2016	HOME	L	0-3
2016	AWAY	L	1-3
2017	HOME	L	2-3
2018	AWAY	L	1-3
2018	HOME	L	0-3
2019	HOME	L	1-3
2021	HOME	W	3-0
2021	HOME	L	2-3

MISSOURI STATE 1-1 (.500)

0-0 H • 0-0 A • 1-1 N

YEAR	SITE	RESULT	MATCH SCORE
1993	NEUTRAL	L	2-3
2010	NEUTRAL	W	3-0

MONTEVALLO 9-4 (.692)

4-2 H • 1-1 A • 4-1 N

YEAR	SITE	RESULT	MATCH SCORE
1974	NEUTRAL	W	2-0
1974	NEUTRAL	L	1-2
1974	NEUTRAL	W	2-1
1974	NEUTRAL	W	2-0
1974	NEUTRAL	W	2-0
1975	HOME	L	0-2
1978	HOME	W	2-0
1986	HOME	L	0-3
1986	AWAY	L	0-3
1988	AWAY	W	3-0
1988	HOME	W	3-2
1989	HOME	W	3-1
1991	HOME	W	3-2

MOREHEAD STATE 0-1 (.000)

0-0 H • 0-1 A • 0-0 N

YEAR	SITE	RESULT	MATCH SCORE
1994	AWAY	L	2-3

MURRAY STATE 3-0 (1.000)

2-0 H • 1-0 A • 0-0 N

YEAR	SITE	RESULT	MATCH SCORE
1987	AWAY	W	3-0
1988	HOME	W	3-1
1994	HOME	W	3-2

NAVY 1-0 (1.000)

1-0 H • 0-0 A • 0-0 N

YEAR	SITE	RESULT	MATCH SCORE
2000	HOME	W	3-0

NEBRASKA 1-1 (.500)

0-0 H • 0-1 A • 1-0 N

YEAR	SITE	RESULT	MATCH SCORE
2010	AWAY	L	0-3
2013	NEUTRAL	W	3-1

NEW MEXICO 0-2 (.000)

0-0 H • 0-1 A • 0-1 N

YEAR	SITE	RESULT	MATCH SCORE
1992	NEUTRAL	L	0-3
2002	AWAY	L	0-3

NEW MEXICO STATE 1-1 (.500)

1-1 H • 0-0 A • 0-0 N

YEAR	SITE	RESULT	MATCH SCORE
1999	HOME	W	3-1
2019	HOME	L	0-3

NEW ORLEANS 1-2 (.333)

0-1 H • 0-1 A • 1-0 N

YEAR	SITE	RESULT	MATCH SCORE
1977	NEUTRAL	W	2-1
1987	AWAY	L	2-3
2008	HOME	L	0-3

NICHOLLS STATE 2-2 (.500)

2-0 H • 0-0 A • 0-2 N

YEAR	SITE	RESULT	MATCH SCORE
1978	NEUTRAL	L	0-2
1980	NEUTRAL	L	1-2
2007	HOME	W	3-0
2021	HOME	W	3-1

NORTH ALABAMA 7-4-1 (.545)

3-0 H • 1-0 A • 3-4-1 N

YEAR	SITE	RESULT	MATCH SCORE
1974	NEUTRAL	L	0-2
1974	NEUTRAL	W	2-1
1974	NEUTRAL	W	2-1
1975	NEUTRAL	L	0-2
1975	NEUTRAL	T	1-1
1975	NEUTRAL	L	0-2
1975	NEUTRAL	W	2-0
1977	NEUTRAL	L	1-2
1978	AWAY	W	3-0
1978	HOME	W	3-0



1979	HOME	W	3-0
2021	HOME	W	3-0

NORTH CAROLINA 2-4 (.333)

0-0 H • 0-1 A • 1-4 N

YEAR	SITE	RESULT	MATCH SCORE
1979	NEUTRAL	L	0-2
1990	NEUTRAL	W	3-2
1992	NEUTRAL	L	2-3
1993	AWAY	L	2-3
2011	NEUTRAL	L	0-3
2017	NEUTRAL	W	3-1

NORTH CAROLINA-ASHEVILLE 3-0 (1.000)

1-0 H • 0-0 A • 2-0 N

YEAR	SITE	RESULT	MATCH SCORE
1991	NEUTRAL	W	3-1
1992	HOME	W	3-0
1993	NEUTRAL	W	3-1

NORTH CAROLINA GREENSBORO 0-1 (.000)

0-1 H • 0-0 A • 0-0 N

YEAR	SITE	RESULT	MATCH SCORE
2002	HOME	L	1-3

NORTH CAROLINA STATE 2-1 (.667)

0-0 H • 0-1 A • 2-0 N

YEAR	SITE	RESULT	MATCH SCORE
1987	AWAY	L	0-3
1991	NEUTRAL	W	3-1
2017	NEUTRAL	W	3-2

NORTH DAKOTA 1-0 (1.000)

1-0 H • 0-0 A • 1-0 N

YEAR	SITE	RESULT	MATCH SCORE
2014	NEUTRAL	W	3-1

NORTHEASTERN 1-0 (1.000)

0-0 H • 0-0 A • 1-0 N

YEAR	SITE	RESULT	MATCH SCORE
1997	NEUTRAL	W	3-0

NORTHERN ARIZONA 1-1 (.500)

0-0 H • 0-0 A • 1-1 N

YEAR	SITE	RESULT	MATCH SCORE
1995	NEUTRAL	L	2-3
2005	NEUTRAL	W	3-0

NORTHERN IOWA 0-1 (.000)

0-0 H • 0-0 A • 0-1 N

YEAR	SITE	RESULT	MATCH SCORE
1988	NEUTRAL	L	2-3

NORTHWESTERN STATE 2-0 (1.000)

1-0 H • 0-0 A • 1-0 N

YEAR	SITE	RESULT	MATCH SCORE
1975	NEUTRAL	W	2-1
2014	HOME	W	3-2

NOTRE DAME 0-1 (.000)

0-0 H • 0-1 A • 0-0 N

YEAR	SITE	RESULT	MATCH SCORE
2013	AWAY	L	2-3

OAKLAND 2-0 (1.000)

0-0 H • 0-0 A • 2-0 N

YEAR	SITE	RESULT	MATCH SCORE
2008	NEUTRAL	W	3-1
2013	NEUTRAL	W	3-0

OHIO 0-1 (.000)

0-0 H • 0-0 A • 0-1 N

YEAR	SITE	RESULT	MATCH SCORE
2002	NEUTRAL	L	0-3

OHIO STATE 0-1 (.000)

0-0 H • 0-1 A • 0-0 N

YEAR	SITE	RESULT	MATCH SCORE
2014	AWAY	L	0-3

OKLAHOMA 1-2 (.333)

0-0 H • 1-0 A • 0-2 N

YEAR	SITE	RESULT	MATCH SCORE
1979	NEUTRAL	L	0-3
1990	AWAY	W	3-1
2011	NEUTRAL	L	0-3

ORAL ROBERTS 1-1 (.500)

0-0 H • 0-0 A • 1-1 N

YEAR	SITE	RESULT	MATCH SCORE
1977	NEUTRAL	L	0-2
2004	NEUTRAL	W	3-0

OREGON STATE 1-1 (.500)

0-0 H • 0-1 A • 1-0 N

YEAR	SITE	RESULT	MATCH SCORE
2004	AWAY	L	0-3
2010	NEUTRAL	W	3-0

PACIFIC 0-1 (.000)

0-1 H • 0-0 A • 0-0 N

YEAR	SITE	RESULT	MATCH SCORE
2016	HOME	L	0-3

PENN STATE 0-1 (.000)

0-0 H • 0-0 A • 0-1 N

YEAR	SITE	RESULT	MATCH SCORE
2015	NEUTRAL	L	0-3

PITTSBURGH 2-0 (1.000)

1-0 H • 0-0 A • 1-0 N

YEAR	SITE	RESULT	MATCH SCORE
1991	NEUTRAL	W	3-2
1997	HOME	W	3-0

PRAIRIE VIEW A&M 1-0 (1.000)

0-0 H • 0-0 A • 1-0 N

YEAR	SITE	RESULT	MATCH SCORE
2006	NEUTRAL	W	3-0

PRESBYTERIAN 1-0 (1.000)

0-0 H • 0-0 A • 1-0 N

YEAR	SITE	RESULT	MATCH SCORE
2008	NEUTRAL	W	3-0

PROVIDENCE 1-0 (1.000)

0-0 H • 1-0 A • 0-0 N

YEAR	SITE	RESULT	MATCH SCORE
1997	AWAY	W	3-2

PURDUE 0-2 (.000)

0-1 H • 0-1 A • 0-0 N

YEAR	SITE	RESULT	MATCH SCORE
1992	AWAY	L	1-3
2006	HOME	L	0-3

RADFORD 0-1 (.000)

0-0 H • 0-1 A • 0-0 N

YEAR	SITE	RESULT	MATCH SCORE
2001	AWAY	L	0-3

RHODE ISLAND 1-2 (.333)

0-0 H • 0-1 A • 1-1 N

YEAR	SITE	RESULT	MATCH SCORE
1988	NEUTRAL	L	1-3
1990	NEUTRAL	W	3-0
1997	AWAY	L	2-3

ROLLINS COLLEGE 1-0 (1.000)

0-0 H • 0-0 A • 1-0 N

YEAR	SITE	RESULT	MATCH SCORE
1977	NEUTRAL	W	2-0

ST. FRANCIS (N.Y.) 1-0 (1.000)

0-0 H • 0-0 A • 1-0 N

YEAR	SITE	RESULT	MATCH SCORE
2003	NEUTRAL	W	3-0

ST. JOHN'S 0-1 (.000)

0-0 H • 0-0 A • 0-1 N

YEAR	SITE	RESULT	MATCH SCORE
2015	NEUTRAL	L	2-3

ST. LOUIS 1-0 (1.000)

0-0 H • 1-0 A • 0-0 N

YEAR	SITE	RESULT	MATCH SCORE
2013	AWAY	W	3-0

ST. MARY'S (CALIF.) 0-1 (.000)

0-0 H • 0-0 A • 0-1 N

YEAR	SITE	RESULT	MATCH SCORE
2004	NEUTRAL	L	0-3

ST. PETE CC 1-0 (1.000)

0-0 H • 0-0 A • 1-0 N

YEAR	SITE	RESULT	MATCH SCORE
1974	NEUTRAL	W	2-0

SAM HOUSTON STATE 1-1 (.500)

1-0 H • 0-0 A • 0-1 N

YEAR	SITE	RESULT	MATCH SCORE
1989	HOME	W	3-1
2002	NEUTRAL	L	0-3

SAMFORD 4-1 (.800)

2-1 H • 1-0 A • 1-0 N

YEAR	SITE	RESULT	MATCH SCORE
1990	HOME	W	3-0



2000	AWAY	W	3-0
2006	NEUTRAL	W	3-1
2008	HOME	L	0-3
2015	HOME	W	3-1

SAN DIEGO 0-1 (.000)

0-0 H • 0-1 A • 0-0 N

YEAR	SITE	RESULT	MATCH SCORE
1995	AWAY	L	1-3

SAN JOSE STATE 0-1 (.000)

0-0 H • 0-1 A • 0-0 N

YEAR	SITE	RESULT	MATCH SCORE
2001	AWAY	L	0-3

SANTA CLARA 1-1 (.500)

1-0 H • 0-0 A • 0-1 N

YEAR	SITE	RESULT	MATCH SCORE
2016	NEUTRAL	L	1-3
2021	HOME	W	3-2

SENECA 1-0 (1.000)

0-0 H • 0-0 A • 1-0 N

YEAR	SITE	RESULT	MATCH SCORE
1990	NEUTRAL	W	3-0

SHORTER COLLEGE 1-0 (1.000)

0-0 H • 0-0 A • 1-0 N

YEAR	SITE	RESULT	MATCH SCORE
1975	NEUTRAL	W	2-0

SIU EDWARDSVILLE 1-0 (1.000)

0-0 H • 1-0 A • 0-0 N

YEAR	SITE	RESULT	MATCH SCORE
2013	AWAY	W	3-0

SOUTH ALABAMA 20-8 (.714)

6-4 H • 6-2 A • 8-2 N

YEAR	SITE	RESULT	MATCH SCORE
1975	HOME	W	2-0
1975	AWAY	W	2-0
1975	NEUTRAL	L	0-2
1977	HOME	L	2-3
1977	AWAY	W	3-1
1977	NEUTRAL	W	3-1
1977	NEUTRAL	W	3-1
1978	HOME	L	1-3
1978	AWAY	L	1-3
1978	NEUTRAL	W	3-2
1979	AWAY	W	3-1
1979	HOME	W	3-1
1979	NEUTRAL	W	3-0
1980	NEUTRAL	W	2-0
1980	AWAY	L	1-3
1980	HOME	W	2-0
1980	HOME	L	1-3
1980	HOME	L	0-3
1980	NEUTRAL	W	2-1
1980	NEUTRAL	W	2-1
1986	NEUTRAL	L	1-3
1987	AWAY	W	3-2
1988	HOME	W	3-0
1988	AWAY	W	3-0
1993	HOME	W	3-0

2000	NEUTRAL	W	3-0
2006	AWAY	W	3-0
2017	HOME	W	3-0

SOUTH CAROLINA 19-29 (.395)

8-13 H • 10-14 A • 0-1 N

YEAR	SITE	RESULT	MATCH SCORE
1978	NEUTRAL	L	0-2
1990	AWAY	W	3-1
1991	AWAY	W	3-2
1992	HOME	W	3-1
1992	AWAY	W	3-0
1993	AWAY	L	1-3
1994	AWAY	W	3-2
1995	HOME	W	3-0
1996	AWAY	L	2-3
1997	HOME	L	0-3
1998	AWAY	L	0-3
1999	HOME	L	1-3
2000	HOME	L	0-3
2001	AWAY	L	0-3
2002	AWAY	L	0-3
2002	HOME	L	0-3
2003	HOME	L	0-3
2004	HOME	L	0-3
2005	HOME	L	1-3
2005	AWAY	L	1-3
2006	AWAY	L	2-3
2006	HOME	L	2-3
2007	AWAY	W	3-2
2007	HOME	L	0-3
2008	HOME	L	1-3
2008	AWAY	L	1-3
2009	HOME	W	3-1
2009	AWAY	L	0-3
2010	AWAY	W	3-0
2010	HOME	W	3-0
2010	HOME	W	3-0
2011	HOME	W	3-0
2011	AWAY	L	1-3
2012	HOME	W	3-1
2012	AWAY	W	3-0
2013	AWAY	W	3-0
2014	HOME	L	2-3
2014	AWAY	W	3-2
2015	AWAY	W	3-0
2015	HOME	W	3-1
2016	HOME	W	3-0
2017	HOME	L	1-3
2017	AWAY	W	3-1
2018	AWAY	L	1-3
2019	AWAY	L	0-3
2019	HOME	L	0-3
2020	AWAY	L	0-3
2020	AWAY	L	1-3
2021	HOME	L	0-3

SOUTH CAROLINA-UPSTATE 1-0 (1.000)

0-0 H • 0-0 A • 1-0 N

YEAR	SITE	RESULT	MATCH SCORE
1979	NEUTRAL	W	2-0

SOUTH FLORIDA 4-7 (.364)

1-2 H • 1-1 A • 2-4 N

YEAR	SITE	RESULT	MATCH SCORE
1979	NEUTRAL	L	0-2

1986	AWAY	L	0-3
1987	NEUTRAL	L	0-2
1989	HOME	W	3-1
1991	NEUTRAL	L	2-3
1993	NEUTRAL	L	1-3
1999	NEUTRAL	W	3-0
2000	HOME	L	1-3
2014	HOME	L	2-3
2015	AWAY	W	3-0
2019	NEUTRAL	W	3-2

SOUTHEASTERN LOUISIANA 2-0 (1.000)

1-0 H • 0-0 A • 1-0 N

YEAR	SITE	RESULT	MATCH SCORE
2006	NEUTRAL	W	3-0
2021	HOME	W	3-0

SOUTHERN 2-0 (1.000)

1-0 H • 1-0 A • 0-0 N

YEAR	SITE	RESULT	MATCH SCORE
1986	AWAY	W	2-1
1986	HOME	W	3-2

SOUTHERN ILLINOIS 1-2 (.333)

0-0 H • 0-0 A • 1-1 N

YEAR	SITE	RESULT	MATCH SCORE
1978	NEUTRAL	L	0-2
1988	NEUTRAL	W	3-0
2014	NEUTRAL	L	0-3

SOUTHERN METHODIST 2-2 (.500)

0-0 H • 2-1 A • 0-1 N

YEAR	SITE	RESULT	MATCH SCORE
1996	AWAY	W	3-0
2002	NEUTRAL	L	0-3
2006	AWAY	L	2-3
2012	AWAY	W	3-0

SOUTHERN MISSISSIPPI 5-1 (.833)

2-0 H • 0-0 A • 3-1 N

YEAR	SITE	RESULT	MATCH SCORE
1980	NEUTRAL	L	0-2
1986	NEUTRAL	W	3-0
1987	NEUTRAL	W	2-0
1994	HOME	W	3-0
1999	HOME	W	3-0
2010	NEUTRAL	W	3-0

SPELMAN 1-0 (1.000)

0-0 H • 0-0 A • 1-0 N

YEAR	SITE	RESULT	MATCH SCORE
1986	NEUTRAL	W	2-1

STEPHEN F. AUSTIN 1-0 (1.000)

1-0 H • 0-0 A • 0-0 N

YEAR	SITE	RESULT	MATCH SCORE
2015	HOME	W	3-2

STETSON 1-0 (1.000)

0-0 H • 0-0 A • 1-0 N

YEAR	SITE	RESULT	MATCH SCORE
1986	NEUTRAL	W	3-1

**STONY BROOK 1-0 (1.000)**

0-0 H • 0-0 A • 1-0 N

YEAR	SITE	RESULT	MATCH SCORE
2016	NEUTRAL	W	3-0

SYRACUSE 0-2 (.000)

0-2 H • 0-0 A • 0-0 N

YEAR	SITE	RESULT	MATCH SCORE
2001	HOME	L	0-3
2015	HOME	L	2-3

TEMPLE 0-2 (.000)

0-0 H • 0-0 A • 0-2 N

YEAR	SITE	RESULT	MATCH SCORE
2002	NEUTRAL	L	0-3
2004	NEUTRAL	L	2-3

TENNESSEE 19-36-1 (.345)

12-15 H • 5-17 A • 2-4-1 N

YEAR	SITE	RESULT	MATCH SCORE
1974	NEUTRAL	W	2-0
1975	NEUTRAL	T	1-1
1975	NEUTRAL	L	0-2
1977	AWAY	L	0-2
1978	NEUTRAL	L	0-2
1987	HOME	L	0-3
1988	HOME	L	1-3
1989	AWAY	L	1-3
1990	HOME	W	3-1
1991	HOME	W	3-2
1991	AWAY	L	2-3
1992	HOME	W	3-1
1993	HOME	L	2-3
1994	HOME	W	3-1
1994	NEUTRAL	W	3-0
1995	HOME	W	3-0
1996	AWAY	W	3-0
1997	HOME	W	3-0
1998	HOME	W	3-0
1999	AWAY	L	1-3
1999	NEUTRAL	L	1-3
2000	HOME	L	0-3
2001	AWAY	L	0-3
2002	AWAY	L	0-3
2003	AWAY	L	0-3
2004	HOME	L	1-3
2004	NEUTRAL	L	1-3
2005	HOME	L	1-3
2005	AWAY	L	0-3
2006	HOME	L	1-3
2006	AWAY	L	1-3
2007	HOME	L	1-3
2007	AWAY	W	3-1
2008	AWAY	L	0-3
2008	HOME	L	2-3
2009	AWAY	L	0-3
2009	HOME	W	3-2
2010	HOME	L	1-3
2010	AWAY	L	0-3
2011	AWAY	L	0-3
2011	HOME	L	1-3
2012	AWAY	L	2-3
2013	AWAY	W	3-0
2013	HOME	W	3-0
2014	HOME	W	3-1

2015	HOME	W	3-1
2015	AWAY	W	3-0
2016	AWAY	L	0-3
2017	AWAY	W	3-2
2017	HOME	W	3-1
2018	HOME	L	1-3
2019	HOME	L	0-3
2019	AWAY	L	1-3
2020	HOME	L	0-3
2020	HOME	L	0-3
2021	AWAY	L	0-3

TENNESSEE-MARTIN 3-0 (1.000)

1-0 H • 0-0 A • 2-0 N

YEAR	SITE	RESULT	MATCH SCORE
1974	NEUTRAL	W	2-0
1980	NEUTRAL	W	2-0
2010	HOME	W	3-0

TENNESSEE STATE 1-1 (.500)

1-1 H • 0-0 A • 0-0 N

YEAR	SITE	RESULT	MATCH SCORE
2007	HOME	W	3-1
2019	HOME	L	2-3

TENNESSEE TECH 3-0 (1.000)

1-0 H • 1-0 A • 1-0 N

YEAR	SITE	RESULT	MATCH SCORE
1988	AWAY	W	3-1
2015	NEUTRAL	W	3-0
2021	HOME	W	3-0

TEXAS 0-1 (.000)

0-0 H • 0-1 A • 0-0 N

YEAR	SITE	RESULT	MATCH SCORE
2001	AWAY	L	1-3

TEXAS A&M 2-14 (.125)

1-3 H • 1-8 A • 0-2 N

YEAR	SITE	RESULT	MATCH SCORE
1996	NEUTRAL	L	0-3
2007	NEUTRAL	L	0-3
2012	AWAY	L	1-3
2012	HOME	L	1-3
2013	HOME	W	3-1
2013	AWAY	L	0-3
2014	AWAY	L	0-3
2015	HOME	L	0-3
2016	AWAY	L	0-3
2016	HOME	L	1-3
2017	AWAY	L	1-3
2018	AWAY	L	0-3
2018	HOME	L	1-3
2018	AWAY	L	0-3
2021	AWAY	L	2-3
2021	AWAY	W	3-2

TEXAS CHRISTIAN (TCU) 2-1 (.667)

1-0 H • 0-1 A • 1-0 N

YEAR	SITE	RESULT	MATCH SCORE
1996	HOME	W	3-0
1999	NEUTRAL	W	3-1
2019	AWAY	L	2-3

TEXAS-SAN ANTONIO 1-0 (1.000)

0-0 H • 1-0 A • 0-0 N

YEAR	SITE	RESULT	MATCH SCORE
2007	AWAY	W	3-0

TEXAS STATE 4-0 (1.000)

0-0 H • 0-0 A • 4-0 N

YEAR	SITE	RESULT	MATCH SCORE
1990	NEUTRAL	W	3-2
1996	NEUTRAL	W	3-0
2005	NEUTRAL	W	3-2
2012	NEUTRAL	W	3-0

TEXAS TECH 0-3 (.000)

0-1 H • 0-1 A • 0-1 N

YEAR	SITE	RESULT	MATCH SCORE
1990	HOME	L	0-3
1991	NEUTRAL	L	0-3
1992	AWAY	L	1-3

TOLEDO 1-2 (.333)

0-0 H • 1-0 A • 0-2 N

YEAR	SITE	RESULT	MATCH SCORE
1987	NEUTRAL	L	2-3
1990	HOME	W	3-0
2008	NEUTRAL	L	3-0

TROY (STATE) 15-0 (1.000)

9-0 H • 3-0 A • 2-0 N

YEAR	SITE	RESULT	MATCH SCORE
1974	HOME	W	2-0
1974	NEUTRAL	W	2-0
1974	HOME	W	2-0
1975	HOME	W	2-0
1975	HOME	W	2-0
1975	HOME	W	2-0
1978	HOME	W	2-0
1979	HOME	W	2-1
1979	NEUTRAL	W	2-0
2007	HOME	W	3-1
2008	AWAY	W	3-0
2009	HOME	W	3-0
2010	HOME	W	3-0
2010	AWAY	W	3-0
2012	AWAY	W	3-0
2014	HOME	W	3-0

TULANE 1-4 (.200)

0-0 H • 1-2 A • 0-2 N

YEAR	SITE	RESULT	MATCH SCORE
1978	NEUTRAL	L	1-2
1987	AWAY	L	1-3
1987	NEUTRAL	L	0-2
1989	AWAY	W	3-0
1990	AWAY	L	2-3

TUSKEGEE 10-3 (.769)

6-2 H • 4-1 A • 0-0 N

YEAR	SITE	RESULT	MATCH SCORE
1974	HOME	W	2-0
1974	HOME	W	2-0
1975	HOME	W	2-1
1975	AWAY	W	2-0
1977	AWAY	W	2-0
1978	HOME	W	2-0



1978	AWAY	W	2-0
1979	HOME	L	1-2
1979	HOME	W	2-0
1979	AWAY	W	2-1
1980	HOME	W	2-0
1986	HOME	L	2-3
1986	AWAY	L	0-2

UTAH 1-0 (1.000)

1-0 H • 0-0 A • 0-0 N

YEAR	SITE	RESULT	MATCH SCORE
1989	HOME	W	3-0

UTAH STATE 0-1 (.000)

0-0 H • 0-0 A • 0-1 N

YEAR	SITE	RESULT	MATCH SCORE
1995	NEUTRAL	L	2-3

VALDOSTA STATE 2-0 (1.000)

0-0 H • 0-0 A • 2-0 N

YEAR	SITE	RESULT	MATCH SCORE
1974	NEUTRAL	W	2-0
1978	NEUTRAL	W	2-0

VANDERBILT (PEABODY) 6-0 (1.000)

4-0 H • 0-0 A • 2-0 N

YEAR	SITE	RESULT	MATCH SCORE
1974	NEUTRAL	W	2-0
1979	HOME	W	2-0
1979	HOME	W	3-0
1979	NEUTRAL	W	2-1
1980	HOME	W	2-1
1980	HOME	W	2-0

VIRGINIA 3-1 (.750)

1-0 H • 0-1 A • 2-0 N

YEAR	SITE	RESULT	MATCH SCORE
1987	HOME	W	3-2
1988	NEUTRAL	W	3-2
1988	NEUTRAL	W	3-2
1989	AWAY	L	1-3

VIRGINIA COMMONWEALTH 2-0 (1.000)

0-0 H • 0-0 A • 2-0 N

YEAR	SITE	RESULT	MATCH SCORE
1988	NEUTRAL	W	3-0
1988	NEUTRAL	W	3-0

VIRGINIA TECH 2-1 (.667)

1-0 H • 0-0 A • 1-1 N

YEAR	SITE	RESULT	MATCH SCORE
1989	NEUTRAL	W	3-1
2002	NEUTRAL	L	0-3
2006	HOME	W	3-2

WAKE FOREST 1-1 (.500)

0-0 H • 0-1 A • 1-0 N

YEAR	SITE	RESULT	MATCH SCORE
2002	AWAY	L	0-3
2009	NEUTRAL	W	3-0

WEST GEORGIA 3-11 (.214)

0-0 H • 0-3 A • 3-8 N

YEAR	SITE	RESULT	MATCH SCORE
1974	NEUTRAL	W	2-1
1974	NEUTRAL	L	0-2
1974	NEUTRAL	L	0-2
1974	NEUTRAL	L	0-2
1974	NEUTRAL	L	1-3
1974	NEUTRAL	L	0-2
1974	NEUTRAL	L	0-2
1975	NEUTRAL	L	0-2
1975	AWAY	L	0-2
1975	AWAY	L	0-2
1975	NEUTRAL	L	1-2
1978	NEUTRAL	W	2-1
1978	NEUTRAL	W	2-0
1980	AWAY	L	1-3

WEST VIRGINIA 0-1 (.000)

0-0 H • 0-0 A • 0-1 N

YEAR	SITE	RESULT	MATCH SCORE
1988	NEUTRAL	L	1-3

WESTERN CAROLINA 2-0 (1.000)

1-0 H • 1-0 A • 0-0 N

YEAR	SITE	RESULT	MATCH SCORE
1988	AWAY	W	3-0
1993	HOME	W	3-0

WESTERN KENTUCKY 1-0 (1.000)

0-0 H • 0-0 A • 1-0 N

YEAR	SITE	RESULT	MATCH SCORE
1989	NEUTRAL	W	3-1

WESTERN MICHIGAN 2-1 (.667)

0-0 H • 1-0 A • 0-1 N

YEAR	SITE	RESULT	MATCH SCORE
1998	AWAY	W	3-1
2001	NEUTRAL	L	0-3
2019	AWAY	W	3-0

WICHITA STATE 1-2 (.333)

0-0 H • 0-0 A • 1-2 N

YEAR	SITE	RESULT	MATCH SCORE
1988	NEUTRAL	W	3-2
2007	NEUTRAL	L	0-3
2012	NEUTRAL	L	1-3

WILLIAM & MARY 2-0 (1.000)

0-0 H • 1-0 A • 1-0 N

YEAR	SITE	RESULT	MATCH SCORE
1990	NEUTRAL	W	3-1
1991	AWAY	W	3-2

WINDSOR 1-0 (1.000)

0-0 H • 0-0 A • 1-0 N

YEAR	SITE	RESULT	MATCH SCORE
1990	NEUTRAL	W	3-0

WINTHROP 2-0 (1.000)

1-0 H • 0-0 A • 1-0 N

YEAR	SITE	RESULT	MATCH SCORE
1974	NEUTRAL	W	2-0
2014	HOME	W	3-2

WISCONSIN-GREEN BAY 2-1 (.667)

0-1 H • 1-0 A • 1-0 N

YEAR	SITE	RESULT	MATCH SCORE
1998	NEUTRAL	W	3-0
2012	AWAY	W	3-0
2013	HOME	L	2-3

WISCONSIN-MILWAUKEE 2-0 (1.000)

0-0 H • 0-0 A • 2-0 N

YEAR	SITE	RESULT	MATCH SCORE
1990	NEUTRAL	W	3-0
1996	NEUTRAL	W	3-0

WRIGHT STATE 0-1 (.000)

0-0 H • 0-0 A • 0-1 N

YEAR	SITE	RESULT	MATCH SCORE
1992	NEUTRAL	L	2-3

WYOMING 0-1 (.000)

0-1 H • 0-0 A • 0-0 N

YEAR	SITE	RESULT	MATCH SCORE
2002	HOME	L	0-3

XAVIER 0-1 (.000)

0-0 H • 0-0 A • 0-1 N

YEAR	SITE	RESULT	MATCH SCORE
2004	NEUTRAL	L	1-3



ALL-TIME ROSTER



SANDRA NEWKIRK

1967-1979 | 13 SEASONS
OVERALL RECORD: 134-107-4

1967-73	No Record
1974	35-14
1975	23-16-4
1976	20-17
1977	11-17
1978	26-20
1979	19-23
Win Percentage	.547



SANDRA LEIGH

1980 | 1 SEASON
OVERALL RECORD: 16-20


1980	16-20
Win Percentage	.444



PAT GHASTIN

1986-1990 | 5 SEASONS
OVERALL RECORD: 105-77

1986	19-16
1987	17-21
1988	24-13
1989	21-14
1990	24-13
Win Percentage	.577



SHARON DINGMAN

1991 | 1 SEASON
OVERALL RECORD: 22-13

1991	22-13
Win Percentage	.629



LIZ BITZER

1992-1997 | 6 SEASONS
OVERALL RECORD: 99-81

1992	11-19
1993	15-15
1994	16-15
1995	16-13
1996	22-9
1997	19-10
Win Percentage	.550



KRIS GRUNWALD

1998-1999 | 2 SEASONS
OVERALL RECORD: 41-20

1998	22-9
1999	19-11
Win Percentage	.672



KEVIN RENSHLER
2000-2001 | 2 SEASONS
OVERALL RECORD: 14-42

2000	_____	13-16
2001	_____	1-26
Win Percentage	_____	.250



LAURA FARINA
2002-2007 | 6 SEASONS
OVERALL RECORD: 54-115

2002	_____	1-27
2003	_____	10-18
2004	_____	11-16
2005	_____	8-16
2006	_____	13-18
2007	_____	11-20
Win Percentage	_____	.320



WADE BENSON
2008-2010 | 3 SEASONS
OVERALL RECORD: 43-53

2008	_____	6-25
2009	_____	16-15
2010	_____	21-13
Win Percentage	_____	.448



RICK NOLD
2011-2019 | 9 SEASONS
OVERALL RECORD: 127-139

2011	_____	11-19
2012	_____	17-13
2013	_____	19-11
2014	_____	13-18
2015	_____	18-12
2016	_____	15-16
2017	_____	15-12
2018	_____	12-16
2019	_____	7-22
Win Percentage	_____	.477



BRENT CROUCH
2020-PRESENT | SECOND SEASON
OVERALL RECORD: 0-8

2020	_____	0-8
2021	_____	13-15
Win Percentage	_____	.361



A

Mica Allison	2018
Jennifer Amobi	2004-2005
Mary Hannah Arrington	2012-2015
Negin Azarbehi	2002

B

Sloane Baby	2006
Breanna Barksdale	2014-2016
Jackie Barrett	2020-pres
Karis Beasley	2016-2018
Allyson Beecroft	1993-1996
Kristen Bertucci	2003
Corina Beyer	2007
Crystal Bluth	1999-2000
Enija Bidzane	2016-2019
Julie Bosler	2003-2006
Amy Boyd	1988-1989
Grace Boyd	2001-2002
Kia Bright	2013
Jaeden Brown	2019-20
Kelly Brugger	2008
Jennifer Buckert	2001-2004
Milena Bukinac	2007-2008
Sarah Bullock	2009-2012
Kendra Burgess	2009

C

Stephanie Campbell	2013-2016
Chanelle Clark	2008-2009
Laura Coakley	1990-1993
Lauren Couch	2002-2003
Ashley Cox	2003
Courtney Crable	2014-2017
Piper Craig	1995-1998
Liz Crouch	2007-2010
Katherine Culwell	2009-2010, 2012-2013
Kate Curtis	2021

D

Tiffany Darling	2001
Dawn Davenport	1998-1999
Alyssa Davis	2007-2010
Brittney Diaz	2002-2003
Alex Doherty	2002
Lauren Dorrell	2019-20
Audrey Douglas	2020-21
Terri Duckworth	1987-1988

E

Jesse Earl	2015-2017
Tama English	1991-1994
Beth Ensley	1986

F

Kelly Fidero	2008-2011
Marissa Fields	2005-2007
Alexa Filley	2014-2017
Stephanie Fine	1993-1996
La'Toi Finley	1994-1997
Jenny Fisler	1987-1988
Heather Franey	1995-1996, 1998

G

Ginnie Gale	2001
Denise Galitz	1987-1989
Ally Gamble	2015
Nicki Gerig	2007
Jessica Glover	2005-2008
Jen Gracen	1999-2000
Val Green	2018-2021
Katie Grieve	1996-1997
Tory Gutierrez	1989-1992

H

Carol Hall	1986-1989
Jaunelle Hamilton	1997-2000
Taylor Hammill	2016
Olympia Haney	2008
MacKenzy Harper	2009-2012
Lisa Harvey	1986
Laura Hastings	2001
Kristin Hillman	1990-1991
Marissa Hines	2019-20
Allison Hirschy	1997-1999
Whitney Hobbs	2006
Melanie Holt	1998-1999

I

Christine Iraggi	2000-2001
Alyssa Ivey	2013-2015

J

Mieka Jackson	2002
Shaundra Jackson	1992-1994
Stephanie Jackson	1998-1999
Whitney Jacob	2004-2007
Alison Jacobs	2005
Camila Jersonsky	2010-2013
Ashlee Johns	2003-2004
Morgan Johns	2009-2010
Briana Johnson	2007
Gwyn Jones	2016-2018

K

Halle Kearney	2012
Meghan Keck	2000-2001
Shannon Kiracofe	1990-1993
Jenifer Kleyn	1988-1991



Emily Klitzke _____ 2013-2016
 Michelle Knox _____ 1999
 Emily Knuth _____ 2006-2008
 Morgan Kull _____ 2017-2019

L

Scheryal Lane _____ 1998-1999
Fallon Lanham _____ **2021-pres**
 Danesse Littles _____ 1998

M

Brooke McCarley _____ 1997-1999
 Chelaine McCarty _____ 2006
 Chesney McClellan _____ 2018-2020
 Courtney McDonald _____ 2009, 2011-2013
 Brenna McIlroy _____ 2015-2018
 Kathia McKenzie _____ 2001
 Shea McNamara _____ 2017-2019
 Lauren Mellor _____ 2007-2010
 Kameshia Melton _____ 2003
 Abigail Miller _____ 2015-2016
 Maira Mogollon _____ 2003-2004
 Kristel Moor _____ 2014
 Jennifer Morozov _____ 2001-2002
 Chris Murphy _____ 1993-1996
 Kelly Murray _____ 1997

N

Dalia Naidzinaviciute _____ 2005-2006
 Margot Neville _____ 1990-1993
 Janel Newkirk _____ 1989-1992

O

Mary Olks _____ 1986-1989
 Mary Orndorff _____ 1986-1989

P

Joanna Pappas _____ 2005-2006
 Molly Pember _____ 2019
 Tate Pember _____ 2014-2016
 Katie Persons _____ 2018-2020
 Traci Price _____ 1999-2000

R

Rebekah Rath _____ **2021-pres**
 Macy Reece _____ 2014-2017
 Liz Reich _____ 2021
 Brittney Rhude _____ 2009-2012
 Ciara Richards _____ 2013
 Bella Rosenthal _____ 2018-2021
 Chloe Rowand _____ 2010-2012
 Taylor Rowland _____ 2018
 Kathia Rud _____ 2010-2013
 Jyoti Ruffin _____ 2008

Lori Russell _____ 1989-1992

S

Nicole Sandifer _____ 1999-2000
 Taylor Schill _____ 2013-2015
 Ann Schilling _____ 1986
 Kim Schlachta _____ 1992-1995
 Antje Seitz _____ 1988
 Jelena Sekulic _____ 2004-2007
 Rachel Shanks _____ 2004-2007
 Sara Shanks _____ 2007-2009
 Tatum Shipes _____ 2018-2021
 Leticia Silva _____ 2015-2016
 Kaitlin Simon _____ 2006-2008
 Rebecca Simon _____ 2008
 Bridgitte Sims _____ 1989-1991
Jordan Sinness _____ **2021-pres**
 Krista Singleton _____ 1994-1997
 Amanda Smith _____ 1992-1995
 Christina Solverson _____ 2008-2011
 Anna Stevenson _____ 2017-2018
 Kelly Stewart _____ 2014-2015
 Meg Stockham _____ 1986
 Erika Storms _____ 1987
 Lily Sumner _____ 2020
 Audra Sundberg _____ 1994
 Emily Suter _____ 1995-1998

T

Brienna Tankesley _____ 2016
Cassidy Tanton _____ **2021-pres**
 Gina Thomas _____ 1988-1990, 1992
 Lily Thomason _____ 2019
 Gretchen Thompson _____ 1986-1989
 Isabella Thompson _____ 2017-2018
 Kelli Twitchell _____ 1986

V

Bailey Veit _____ 2002-2005

W

Jonelle Wallace _____ 2008-2010
 Sarah Watson _____ 1992-1995
 Payton White _____ 2017-2020
 Shaina White _____ 2017-2019
 Chelsea Wintzinger _____ 2010-2013
 Amy Wilson _____ 1997-1998
 Rani Whitson _____ 1993-1996
 Sarah Wroblicky _____ 2010-2013

Y

Elif Yavuz _____ 2021



Z

Vesela Zapryanova _____	2010-2011
Maggie Zdarsky _____	2000-2001

Active student-athletes are listed in **BOLD**.

**#1**

Mica Allison
Kristen Bertucci
Laura Coakley
Suzanne Cunningham
Tiffany Darling
Dawn Davenport
Kelly Murray
Mary Orndorff

Madison Scheer

Jelena Sekulic
Kelly Stewart
Jonelle Wallace

#2

Jennifer Amobi
Ginnie Gale
Denise Galitz
Laura Hastings
Kameshia Melton
Sarah Morton
Molly Pember
Taylor Schill
Kim Schlacta
Kaitlin Simon
Isabella Thompson

#3**Akasha Anderson**

Kia Bright
Jennifer Buckert
Sarah Bullock
Jesse Earl
Jessica Glover
Chris Murphy
Janel Newkirk
Traci Price
Payton White

#4

Mary Hannah Arrington
Negin Azarbehi
Julie Bosler
Amy Boyd
Piper Craig
Alyssa Davis
Fallan Lanham
Margot Neville
Natalie Snowden
Brienna Tanksley
Shaina White
Malanie Wille

#5

Chanelle Clark
Audrey Douglas
Lisa Harvey
Stephanie Jackson
Jennifer Kleyn
Emily Klitzke
Shea McNamara
Jennifer Morozov
Chloe Rowand
Rachel Shanks
Amanda Smith

#6

Lauren Couch
Katherine Culwell
Tory Gutierrez
Olympia Haney
Meghan Keck
Bella Rosenthal
Krista Singleton
Brooke Smith

#7

Courtney Crable
Jordan Elliott
Carol Hall
Christine Iraggi
Mieka Jackson
Danesse Littles
Chelaine McCarty
Chesney McClellan
Lauren Mellor
Rebekah Rath
Brittany Rhude
Sarah Watson

#8

Jaeden Brown
Brittney Diaz
Terri Duckworth
Shaundra Jackson
Kendal Kemp
Brenna McIlroy
Maira Mogolion
Dalia Naidzinaviciute
Liz Reich
Nicole Sandifer
Sara Shanks
Emily Suter
Chelsea Wintzinger

#9

Karis Beasley
Crystal Bluth
Ashley Cox
Liz Crouch
La'Toi Finely
Ally Gamble
Whitney Hobbs
Alison Jacobs
Camila Jersonsky
Kathia McKenzie
Zoe Slaughter
Lily Thomason
Elizabeth Winstead

#10

Sloane Baby
Jackie Barrett
Allyson Beecroft
Grace Boyd
Claire Ham
Kristin Hillman
Allison Hirschy
Morgan Johns
Briana Johnson
Gwyn Jones

Maira Mogolion
Ciara Richards
Jyoti Ruffin
Kelly Stewart
Gretchen Thompson

#11

Breanna Barksdale
Alex Doherty
Tama English
Kelly Fidero
Nicki Gerig
Morgan Kull
Mary Olks
Jordan Sinness
Maggie Zdarsky

#12

Stephanie Fine
Jennifer Gracen
Marissa Hines
Emily Knuth
Courtney McDonald
Abigail Miller
Taylor Rowland
Lori Russell
Antje Seitz
Erika Storms
Becky Urech
Bailey Veit
Bel Zimmerman

#13

Enija Bidzane
Jenny Fisler
Melanie Holt
Whitney Jacob
Meredith Parker
Bridgitte Sims
Christina Solverson
Lily Sumner
Rani Whitson

#14

Denise Beimers
Kelly Brugger
Marissa Fields
Jaunelle Hamilton
Chelsey Harmon
MacKenzy Harper
Mindy Matthews
Katie Persons
Gina Thomas
Elizabeth Wallace
Payton White

#15

Milena Bukinac
Kate Curtis
Ginnie Gale
Ashlee Johns
Shannon Kiracofe
Brooke McCarley
Kristel Moor
Joanna Pappas

Audra Sundberg
Vesela Zapryanova

#16

Corina Beyer
Tiffany Darling
Val Green
Halle Kearney
Tate Pember

#17

Kendall Burgess
Heather Franey
Rebecca Simon
Cassidy Tanton

#18

Alyssa Ivey
Michelle Knox

#19

Melanie Holt
Kathia Rud
Leticia Silva
Elif Su Yavuz

#20

Katie Grieve
Scheryal Lane

#21

Alexa Filley
Tatum Shipes

#22

Lauren Dorrell
Sydney Handel
Anna Stevenson

#27

Sarah Wroblecky

#32

Stephanie Campbell
Cheryl Wilson

#33

Macy Reece
Amy Wilson

#34

Dawn Davenport

#50

Jan Gracen

Active student-athletes are listed in **BOLD**.



#1 MADISON SCHEER
Fr. | PH | 6-1



#2 SARAH MORTON
Fr. | DS | 5-8



#3 AKASHA ANDERSON
Fr. | PH | 6-3



#4 FALLAN LANHAM
So. | DS | 5-8



#7 REBEKAH RATH
Sr. | PH | 6-1



#8 KENDAL KEMP
Fr. | MB | 6-6



#9 ZOE SLAUGHTER
Fr. | DS | 5-7



#10 JACKIE BARRETT
Jr. | S | 6-1



#11 JORDAN SINNESS
So. | S | 5-9



#12 BEL ZIMMERMAN
Fr. | PH | 6-2



#14 CHELSEY HARMON
Jr. | MB | 6-3




#17 CASSIDY TANTON
R-Fr. | PH | 6-0



#22 SYDNEY HANDEL
Fr. | PH | 6-0



HEAD COACH
BRENT CROUCH



ASSISTANT COACH
KEITH SMITH



ASSISTANT COACH
RACHEL CORBELLI