



# 2022 AUBURN BASEBALL

AUBURN ATHLETICS COMMUNICATIONS: 392 SOUTH DONAHUE DRIVE || AUBURN, AL 36849 || AUBURNTIGERS.COM || @AUBURN\_BASEBALL

## 2022 SCHEDULE

Day	Date	Opponent	Time/Result
Fri	Feb. 18	vs. Oklahoma	11 am
Sat	Feb. 19	vs. #12 Texas Tech	3 pm
Sun	Feb. 20	vs. Kansas State	10:30 am
<b>WED FEB. 23</b>		<b>TROY</b>	<b>5 PM</b>
<b>FRI FEB. 25</b>		<b>YALE</b>	<b>6 PM</b>
<b>SAT FEB. 26</b>		<b>YALE</b>	<b>2 PM</b>
<b>SUN FEB. 27</b>		<b>YALE</b>	<b>12 PM</b>
<b>TUE MAR. 1</b>		<b>ALABAMA STATE</b>	<b>6 PM</b>
<b>WED MAR. 2</b>		<b>UAB</b>	<b>6 PM</b>
<b>FRI MAR. 4</b>		<b>RHODE ISLAND</b>	<b>6 PM</b>
<b>SAT MAR. 5</b>		<b>RHODE ISLAND (DH)</b>	<b>2 PM</b>
<b>SUN MAR. 6</b>		<b>RHODE ISLAND</b>	<b>1 PM</b>
Tue	Mar. 8	vs. Tennessee Tech	6 pm
<b>FRI MAR. 11</b>		<b>MIDDLE TENNESSEE</b>	<b>6 PM</b>
<b>SAT MAR. 12</b>		<b>MIDDLE TENNESSEE</b>	<b>2 PM</b>
<b>SUN MAR. 13</b>		<b>MIDDLE TENNESSEE</b>	<b>1 PM</b>
<b>TUE MAR. 15</b>		<b>KENNESAW STATE</b>	<b>6 PM</b>
<b>THU MAR. 17</b>		<b>#6 OLE MISS</b>	<b>6 PM</b>
<b>FRI MAR. 18</b>		<b>#6 OLE MISS</b>	<b>6 PM</b>
<b>SAT MAR. 19</b>		<b>#6 OLE MISS</b>	<b>2 PM</b>
Tue	Mar. 22	vs. South Alabama	6 pm
Fri	Mar. 25	at Texas A&M	6:30 pm
Sat	Mar. 26	at Texas A&M	2 pm
Sun	Mar. 27	at Texas A&M	1 pm
<b>TUE MAR. 29</b>		<b>JACKSONVILLE STATE</b>	<b>6 PM</b>
Thu	Mar. 31	at #7 LSU	6 pm
Fri	Apr. 1	at #7 LSU	6:30 pm
Sat	Apr. 2	at #7 LSU	1 pm
Tue	Apr. 5	at UAB	6 pm
<b>FRI APR. 8</b>		<b>#2 VANDERBILT</b>	<b>6 PM</b>
<b>SAT APR. 9</b>		<b>#2 VANDERBILT</b>	<b>TBA</b>
<b>SUN APR. 10</b>		<b>#2 VANDERBILT</b>	<b>1 PM</b>
<b>TUE APR. 12</b>		<b>SAMFORD</b>	<b>6 PM</b>
Thu	Apr. 14	at #3 Miss. State	7 pm
Fri	Apr. 15	at #3 Miss. State	6 pm
Sat	Apr. 16	at #3 Miss. State	1 pm
<b>TUE APR. 19</b>		<b>ALABAMA STATE</b>	<b>6 PM</b>
<b>FRI APR. 22</b>		<b>SOUTH CAROLINA</b>	<b>6 PM</b>
<b>SAT APR. 23</b>		<b>SOUTH CAROLINA</b>	<b>2 PM</b>
<b>SUN APR. 24</b>		<b>SOUTH CAROLINA</b>	<b>1 PM</b>
Tue	Apr. 26	at Jacksonville State	6 pm
Fri	Apr. 29	at #16 Tennessee	6 pm
Sat	Apr. 30	at #16 Tennessee	6 pm
Sun	Apr. 31	at #16 Tennessee	1 pm
<b>FRI MAY 6</b>		<b>#4 ARKANSAS</b>	<b>6 PM</b>
<b>SAT MAY 7</b>		<b>#4 ARKANSAS</b>	<b>4:30 PM</b>
<b>SUN MAY 8</b>		<b>#4 ARKANSAS</b>	<b>1 PM</b>
Tue	May 10	at Troy	6 pm
<b>FRI MAY 13</b>		<b>ALABAMA</b>	<b>7:30 PM</b>
<b>SAT MAY 14</b>		<b>ALABAMA</b>	<b>2 PM</b>
<b>SUN MAY 15</b>		<b>ALABAMA</b>	<b>3 PM</b>
Tue	May 17	at Samford	6 pm
Thu	May 19	at Kentucky	5:30 pm
Fri	May 20	at Kentucky	5:30 pm
Sat	May 21	at Kentucky	1 pm

### POSTSEASON

May 24-29	SEC Tournament	TBA
June 3-6	NCAA Regionals	TBA
June 10-13	NCAA Super Regionals	TBA
June 17-27	College World Series	TBA

Home games in **BOLD CAPS**

All home games at Plainsman Park | All times central

^ SEC Tournament



## GAMES 1-3

ARLINGTON, TEXAS (Globe Life Field)



### AUBURN TIGERS (0-0)

Head Coach: Butch Thompson (Birmingham-Southern, 1992)  
Career Record: 218-163 (8th season) | Record at Auburn: 179-142 (7th season)

VS.



### OKLAHOMA SOONERS (0-0)

Head Coach: Skip Johnson (Texas-Pan American, 1990)  
Career Record: 112-80 (5th season) | Record at OU: 112-80 (5th season)

VS.



### #12 TEXAS TECH RED RAIDERS (0-0)

Head Coach: Tim Tadlock (Texas Tech, 1992)  
Career Record: 775-299 (20th season) | Record at TTU: 340-172 (10th season)

VS.



### KANSAS STATE WILDCATS (0-0)

Head Coach: Pete Hughes (Davidson College, 1990)  
Career Record: 721-555-3 (25th season) | Record at KSU: 69-63 (5th season)

### QUICK HITTERS

- Opening weekend marks the first time Auburn has begun a season on the road since 2014 and is just the second time since 2000.
- Auburn is 6-0 in season openers under Butch Thompson and has won 11 straight overall.
- The Tigers are 1-5 all-time against Oklahoma and have never played Texas Tech or Kansas State.
- Oklahoma represents Auburn's first Power 5 Opening Day opponent since 2012 (Missouri).

## PITCHING MATCHUPS

<b>FRI</b>   GR LHP <b>Tommy Sheehan</b> (0-0, 0.00) vs. SO LHP <b>Jake Bennett</b> (0-0, 0.00)
<b>SAT</b>   TBA vs. JR RHP <b>Brandon Birdsell</b> (0-0, 0.00)
<b>SUN</b>   JR RHP <b>Trace Bright</b> (0-0, 0.00) vs. SO RHP <b>Christian Ruebeck</b> (0-0, 0.00)

## AUBURN

0-0, 0-0 SEC

### Returning Team Leaders

Batting Average:	SR IF <b>Brody Moore</b> (.292)
Runs:	JR OF <b>Bryson Ware</b> (36)
2B:	SR OF <b>Kason Howell</b> (12)
HR:	SR OF <b>Kason Howell</b> (8)
RBI:	SR IF <b>Brody Moore</b> (32)
Stolen Bases:	SR OF <b>Kason Howell</b> (8-13)

## OKLAHOMA

0-0, 0-0 BIG 12

### Returning Team Leaders

Batting Average:	SO IF <b>Peyton Graham</b> (.288)
Runs:	SO C <b>Jimmy Crooks</b> (53)
2B:	SO C <b>Jimmy Crooks</b> (18)
HR:	SO IF <b>Peyton Graham</b> (11)
RBI:	SO C <b>Jimmy Crooks</b> (39)
Stolen Bases:	SO OF <b>Kendall Pettis</b> (7-9)

## KANSAS STATE

0-0, 0-0 BIG 12

### Returning Team Leaders

Batting Average:	SR IF <b>Terrence Spurlin</b> (.339)
Runs:	JR OF <b>Dylan Phillips</b> (51)
2B:	JR OF <b>Dylan Phillips</b> (16)
HR:	JR OF <b>Dylan Phillips</b> (16)
RBI:	JR OF <b>Dylan Phillips</b> (58)
Stolen Bases:	SO IF <b>Nick Goodwin</b> (14-20)

## TEXAS TECH

0-0, 0-0 BIG 12

### Returning Team Leaders

Batting Average:	SO IF <b>Jace Jung</b> (.337)
Runs:	SO IF <b>Jace Jung</b> (55)
2B:	JR C/IF <b>Cole Stilwell</b> (12)
HR:	SO IF <b>Jace Jung</b> (21)
RBI:	SO IF <b>Jace Jung</b> (67)
Stolen Bases:	SO IF <b>Jace Jung</b> (4-6)

## POTENTIAL STARTING LINEUP (2021 STATS)

Pos.	#	Player	AVG	AB	R	H	2B	3B	HR	RBI	SB-SBA	BB
C	50	Jake Wyandt*	.228	123	21	28	6	1	3	16	3-8	18
1B	17	Sonny DiChiara*	.273	194	44	53	9	0	18	46	0-0	48
2B	7	Cole Foster	.292	24	5	7	3	0	0	1	0-0	3
3B	1	Blake Rambusch*	.444	160	60	71	16	3	3	40	33-34	36
SS	4	Brody Moore	.292	192	25	56	11	0	2	32	1-4	13
LF	6	Ryan Dyal	.200	70	18	14	2	0	3	7	1-1	24
CF	5	Kason Howell	.260	177	29	46	12	0	8	30	8-13	27
RF	8	Bryson Ware	.254	138	36	35	6	1	6	26	4-5	17
DH	16	Cam Hill	.270	111	19	30	6	1	5	22	0-0	17

## AUBURN'S RECORD WHEN...

	2022	Under Thompson
Overall	0-0	179-142
SEC	0-0	63-86
Non-Conference	0-0	104-45
Postseason	0-0	15-14
Home	0-0	121-63
Away	0-0	42-61
Neutral	0-0	14-16
Current streak	--	--
Last 5 games	--	--
Last 10 games	--	--
<b>Situational:</b>		
AU scores first	0-0	123-48
Opp. scores first	0-0	56-94
AU scores 4+ runs	0-0	162-63
AU scores 3 runs or less	0-0	17-79
AU leads after 7 innings	0-0	145-14
8 innings	0-0	165-12
AU trails after 7 innings	0-0	12-103
8 innings	0-0	4-112
Game tied after 7 innings	0-0	18-22
8 innings	0-0	5-13
Extra Innings	0-0	9-15
1-run games	0-0	36-39
2-run games	0-0	21-14
3-run games	0-0	20-18
Games decided by 5+ runs	0-0	84-43
vs. LH Starter	0-0	55-46
vs. RH Starter	0-0	125-95
More hits than opponent	0-0	134-25
Fewer hits than opponent	0-0	29-107
Hits are tied	0-0	14-11
AU has 10+ hits	0-0	108-56
Opp. has 10+ hits	0-0	43-90
Hit a home run	0-0	117-57
Opp. hits a home run	0-0	75-89
AU quality start	0-0	61-20
Opp. quality start	0-0	25-55
AU commits no errors	0-0	77-36
Opp. commits no error	0-0	45-72
<b>By Day:</b>		
Sunday	0-0	28-26
Monday	0-0	1-2
Tuesday	0-0	37-16
Wednesday	0-0	14-6
Thursday	0-0	7-14
Friday	0-0	44-32
Saturday	0-0	45-44
Day Games (first pitch before 6 p.m.)	0-0	106-75
Night Games (first pitch after 6 p.m.)	0-0	73-67
Doubleheaders	0-0	21-13
<b>By Month:</b>		
February	0-0	41-12
March	0-0	61-35
April	0-0	38-46
May	0-0	28-41
June	0-0	10-7
<b>By Jersey:</b>		
White	0-0	50-30
Blue	0-0	33-29
Orange	0-0	39-29
Gray	0-0	20-35
Pinstripes	0-0	27-17
Cream Throwback	0-0	8-2

## UNIVERSITY INFORMATION

<b>Location</b>	Auburn, Ala.
<b>Enrollment</b>	31,526
<b>Founded</b>	October 1, 1856
<b>Nickname</b>	Tigers
<b>Colors</b>	Burnt Orange and Navy Blue
<b>President</b>	Dr. Jay Gogue
<b>Athletics Director</b>	Allen Greene
<b>Conference</b>	Southeastern (SEC West)
<b>Stadium / Capacity</b>	Samford Stadium-Hitchcock Field at Plainsman Park / 4,096
<b>Ticket Office Phone</b>	855-282-2010

## BASEBALL COACHING / SUPPORT STAFF

<b>Head Coach</b>	Butch Thompson (Birmingham-Southern, 1992)
<b>Record at Auburn / Seasons</b>	179-142 (.558) / 7th
<b>Career Coaching Record / Seasons</b>	218-163 (.572) / 8th
<b>Assistant Coach</b>	Karl Nonemaker (Vanderbilt, 2002)
<b>Assistant Coach</b>	Gabe Gross (Auburn, 2012)
<b>Volunteer Assistant</b>	Tim Hudson (Auburn, 2021)
<b>Director of Player Development</b>	Aaron Everett (UT Martin, 2012)
<b>Director of Operations</b>	Greg Drye (Southern Miss, 1998)
<b>Athletic Trainer</b>	Anthony Sandersen (South Dakota State, 2004)
<b>Strength &amp; Conditioning</b>	Chris Joyner (Minnesota State - Mankato, 2001)

## PROGRAM HISTORY

<b>Modern Era Program Record (since 1949)</b>	1,988-1,375-4 (.591)
<b>College World Series Appearances / Last</b>	5 / 2019
<b>College World Series Record</b>	3-10 (.231)
<b>NCAA Regional Appearances / Last</b>	22 / 2019
<b>NCAA Regional Record</b>	51-45 (.531)
<b>NCAA Super Regional Appearances / Last</b>	3 / 2019
<b>NCAA Super Regional Record</b>	3-5 (.375)
<b>Last Postseason Opponent</b>	Louisville / 2019 College World Series
<b>Result</b>	Lost, 5-3

## POSTSEASON HISTORY

**College World Series Appearances: 5** (1967, 1976, 1994, 1997, 2019)

**Super Regional Appearances: 3** (1999, 2018, 2019)

**NCAA Regional Appearances: 22** (1963, 1967, 1976, 1978, 1987, 1989, 1993-95, 1997-2003, 2005, 2010, 2015, 2017, 2018, 2019)

**NCAA Regional Titles: 7** (1967, 1976, 1994, 1997, 1999, 2018, 2019)

## MEDIA RELATIONS

**Baseball Contact:** George Nunnelley, Asst. Director - Athletics Comm.  
**Cell:** 502-609-9982  
**Email:** gnnunnelley@auburn.edu  
**Twitter:** @gnunnelley  
**Associate AD:** Kirk Sampson

## 2022 AUBURN BASEBALL ROSTER

No.	Name	Pos.	Cl.	B/T	Ht.	Wt.	Exp.	Hometown (Previous School)
1	Blake Rambusch	IF/OF	R-Jr.	R/R	5-9	175	JC	Austin, Texas (Grayson College)
2	Josh Hall	OF	R-Jr.	L/R	5-9	192	1L	Birmingham, Ala. (Ole Miss)
3	Brayton Brown	OF	Jr.	R/R	5-9	180	2L	Selma, Ala. (Morgan Academy)
4	Brody Moore	IF	Sr.	R/R	5-11	183	3L	Oneonta, Ala. (Oneonta)
5	Kason Howell	OF	Sr.	R/R	6-0	180	3L	Argyle, Texas (Liberty Christian)
6	Ryan Dyal	C	R-So.	L/R	5-10	197	1L	Senoia, Ga. (East Coweta)
7	Cole Foster	IF	So.	S/R	6-1	190	1L	Plano, Texas (Plano Senior)
8	Bryson Ware	OF	Jr.	R/R	6-2	193	1L	Madison, Miss. (Pearl River CC)
9	Cade Granzow	RHP	Fr.	R/R	6-3	220	HS	Franklin, Tenn. (Brentwood)
11	Garrett Farquhar	IF	5th	R/R	5-11	187	2L	Hoover, Ala. (Shelton State CC)
13	Ben Schorr	C	R-Fr.	R/R	6-0	185	RS	Columbus, Ga. (Columbus)
14	Brooks Fuller	LHP	Sr.	L/L	6-3	210	3L	Auburn, Ala. (Auburn)
16	Cam Hill	IF/LHP	So.	L/L	6-5	214	1L	Madison, Ala. (Bob Jones)
17	Sonny DiChiara	IF	Sr.	R/R	6-1	263	TR	Hoover, Ala. (Samford)
18	Mason Barnett	RHP	Jr.	R/R	6-0	218	2L	Cartersville, Ga. (Cartersville)
19	Brooks Carlson	IF	Gr.	R/R	5-11	192	TR	Mobile, Ala. (Samford)
20	Hayden Mullins	LHP	Jr.	L/L	6-0	194	2L	Gallatin, Tenn. (Hendersonville)
21	Trace Bright	RHP	Jr.	R/R	6-4	199	2L	Montgomery, Ala. (Trinity Presbyterian)
22	Garrett Wade	LHP	R-Jr.	L/L	6-3	199	2L	Hartselle, Ala. (Hartselle)
23	Parker Carlson	RHP	Fr.	R/R	6-1	170	HS	Mobile, Ala. (Faith Academy)
27	Bobby Peirce	OF	R-Jr.	R/R	6-2	181	1L	Scottsdale, Ariz. (South Mountain CC)
28	Nate LaRue	C/RHP	Jr.	R/R	6-3	217	2L	Mobile, Ala. (McGill-Toolen)
29	Carson Skipper	LHP	Sr.	L/L	6-2	211	3L	Trussville, Ala. (Trussville)
31	Mike Bello	OF	Fr.	L/L	6-1	190	HS	Oak Ridge, N.J. (Pope John XXIII)
32	Carson Swilling	RHP	So.	R/R	5-11	196	1L	Smiths Station, Ala. (Smiths Station)
34	Ben Bosse	RHP	Fr.	R/R	6-1	194	HS	Brenham, Texas (Brenham)
37	Mason Land	IF	Jr.	L/R	5-10	173	JC	Cantonment, Fla. (Chattahoochee Valley CC)
40	Blake Burkhalter	RHP	Jr.	R/R	6-0	204	2L	Dothan, Ala. (Northview)
41	John Armstrong	RHP	Fr.	R/R	5-11	200	HS	Marietta, Ga. (Harrison)
43	Chase Isbell	RHP	Jr.	R/R	6-2	198	TR	Springville, Ala. (Samford)
44	Grant Newton	RHP	R-Jr.	R/R	6-4	236	TR	Orange County, Calif. (Santa Ana College)
45	Joseph Gonzalez	RHP	So.	R/R	6-4	230	1L	Humacao, P.R. (Leadership Christian Academy)
46	Chase Allsup	RHP	Fr.	R/R	6-1	220	HS	Dothan, Ala. (Dothan)
47	Tommy Sheehan	LHP	Gr.	L/L	6-0	209	TR	Brielle, N.J. (Notre Dame)
50	Jake Wyandt	C	Gr.	R/R	5-11	195	TR	Laurel, Md. (Presbyterian)
51	Luke Burk	IF	Jr.	R/R	6-0	219	JC	Galena, Mo. (Neosho County CC)
52	Jordan Armstrong	RHP	Sr.	R/R	6-2	184	JC	McDonough, Ga. (Chattahoochee Valley CC)
54	Konner Copeland	LHP	So.	L/L	6-2	178	JC	Mobile, Ala. (Pensacola State CC)
57	Tyler Drabick	RHP	Gr.	R/R	6-2	193	TR	Canton, Ohio (Lipscomb)
72	Brody Moss	IF	Fr.	L/R	5-11	173	HS	Helena, Ala. (Helena)

### COACHES & STAFF

30	Butch Thompson	Head Coach
35	Karl Nonemaker	Assistant Coach
39	Gabe Gross	Assistant Coach
15	Tim Hudson	Volunteer Assistant Coach
	Aaron Everett	Director of Player Development
	Greg Drye	Director of Operations
	Chris Joyner	Strength & Conditioning
	Anthony Sandersen	Athletic Trainer
	Jeremy Page	Athletic Trainer Intern

### PRONUNCIATION GUIDE

Ben BOSSE.....	BOSSY
Sonny DICHARA .....	De-SHARE-uh
Ryan DYAL.....	DIAL
Garrett FARQUHAR .....	FAR-kwar
Cade GRANZOW.....	Gran-ZO
KASON Howell.....	KAY-son
Chase ISBELL.....	IZ-bull
Ben SCHORR.....	SHORE
Jake WYANDT.....	Why-ANDT

**30 BUTCH THOMPSON HEAD COACH**

**THE AUBURN SKIPPER**

- Eight College World Series appearances / 17 postseason appearances
- 2013 National Runner-up (Mississippi State)
- 2001 National Champion (Birmingham-Southern)
- 2014 Baseball America/ABCA National Assistant Coach of the Year
- 2006 FCA Coach of the Year
- Coached 18 pitchers who went on to pitch in the Major Leagues
- Recruited and coached 33 pitchers who were drafted out of college that weren't drafted out of high school

**Butch Thompson enters his seventh season at the helm of the program in 2021, posting a record of 179-142 in his first six seasons. He led the program to the first College World Series appearance in 22 years in 2019 and took the Tigers to three straight regionals for the first time since 2001-03.**

Butch Thompson was named Auburn's head baseball coach on October 22, 2015 and enters his seventh season with the Tigers in 2021.

Thompson, who spent three seasons as an assistant coach and recruiting coordinator at Auburn from 2006-08, returned to The Plains after seven seasons at Mississippi State as both associate head coach and pitching coach.

A native of Amory, Miss., Thompson has coached 31 Division I All-Americans and 40 all-conference performers. He has seen 18 of his former pitchers make their Major League Baseball debuts, including 12 since 2014. Thompson has also turned 33 pitchers who went undrafted out of high school into MLB draft picks.

Thompson had three pitchers drafted in the first 11 rounds in 2014 and five pitchers drafted, including three in the top 10 rounds, in 2013. He added a first-round selection in the 2016 draft, a third-round pick in Keegan Thompson in 2017 and the first No. 1 overall pick in program history in Casey Mize in 2018. With Tanner Burns also going as a supplemental first round pick in 2020, Auburn became one of four programs with a pair of pitchers drafted in the first round from 2018-20.

Along with his pitching pedigree, Thompson is also considered one of the top recruiters in the country. Since 2003, he has secured 14 recruiting classes that were ranked in the top 10 by either Baseball America or Perfect Game, including the No. 5 signing class in 2017 and a program record No. 4 class in 2018. His classes signed from 2006-08 at Auburn each ranked in the top 18 nationally, including the No. 5 class in 2008, which included All-American and SEC Player of the Year Hunter Morris.

In 29 years of coaching at the collegiate level, including 20 in the Southeastern Conference, Thompson has coached eight College World Series participants, including leading the Tigers to the program's first trip to the College World Series in 22 years in 2019. Thompson has also coached one national champion and a national runner-up, won nine conference championships and made 17 postseason appearances. He has also served as an assistant under three National Coach of the Year recipients.

Thompson was named the 2006 Fellowship of Christian Athletes SEC Coach of the Year while at Auburn and the 2014 Baseball America and American Baseball Coaches Association (ABCA) National Assistant Coach of the Year while at Mississippi State.

Thompson has returned the Tigers to prominence in five seasons on The Plains as he has guided the team to a 179-142 overall record and took the team to three straight NCAA Tournament appearances for the first time since 2001-03, including back-to-back super regionals for the first time in program history. After advancing to the College World Series in 2019 and a winner-take-all game three in the Gainesville Super Regional in 2018, the Tigers finished those respective seasons ranked as high as No. 8 and No. 9. It marked the third time in program history the team has finished back-to-back seasons in the top 10.

Entering the 2019 postseason as the No. 2 seed in the Atlanta Regional, Auburn became the only program to sweep a regional on the road in each of the last two seasons before also becoming the first team to defeat North Carolina in a Chapel Hill Super Regional in 2019, punching its ticket to Omaha for the first time since 1997.

In seven seasons at MSU, Thompson made four NCAA regional trips, two Super Regionals, won the SEC Tournament and advanced to the College World Series finishing as NCAA runner-up in 2013. In three of his last four seasons in Starkville, the Bulldogs' staff ERA finished no higher than 3.06. Thompson's 2013 pitching staff was one of two nationally to finish in the top 15 in ERA, strikeouts per nine innings and hits allowed per nine innings.



In addition to his experience at Auburn and Mississippi State, Thompson also spent four seasons at Georgia from 2002-05, including a trip to the College World Series in 2004. While there, he guided the development of future Major Leaguers Josh Fields, Mitchell Boggs and Brooks Brown.

Thompson launched his coaching career as pitching coach and top assistant at Huntingdon College (Ala.) in 1993, before returning to his alma mater in Birmingham, where he helped lead the Panthers to back-to-back Southern States Conference Championships and in 1995 coached BSC to its first NAIA World Series berth.

Thompson left BSC briefly to serve as head coach at Jefferson State Community College in Birmingham in 1997. While at JSCC, he was honored as the Regional Tournament Coach of the Year, the ABCA Alabama Junior College Coach of the Year and the Southeast Region Coach of the Year after guiding JSCC to a 39-21 mark, the AJCAA Region 22 State Championship and a third-place finish in the NJCAA Division II World Series.

He returned to Birmingham-Southern as top assistant the following season, beginning a four-year run during the most successful span in BSC baseball history. The Panthers won 196 games and four TranSouth Conference Championships and made three-consecutive appearances in the NAIA World Series. BSC's 2001 team posted a school-best 55-11 mark and captured the NAIA National Championship.

In 2002, Thompson joined the SEC baseball coaching fraternity as a pitching coach and recruiting coordinator at Georgia and has been a part of the league for the past 17 seasons.

Thompson currently serves as the large-school representative for the Alabama Baseball Coaches Association and is an All-American committee member representing the South region for the ABCA.

Thompson prepped at Amory (Miss.) High School and later starred as a pitcher at Itawamba (Miss.) Community College from 1989-90. He is a member of both the ICC Athletic Hall of Fame (Class of 2014) and MACCC Hall of Fame (Class of 2021).

Thompson earned a Bachelor's Degree in History at BSC in 1992 and completed a Master's Degree in Sports Administration at UAB in 1996. He is married to the former Robin Ashe of Birmingham, Ala., and they are the parents of three daughters --- Anna, Olivia and Madelyn Gail.

**NATIONAL POLLS**

**NEWS & NOTES**

**BASEBALL AMERICA**

Preseason

1. Texas
2. Vanderbilt\*
3. Mississippi State\*
4. Notre Dame
5. Virginia
6. Florida
7. Stanford
8. Arkansas\*
9. Ole Miss\*
10. LSU\*
11. Oregon State
12. Florida State
13. Arizona
14. Georgia
15. East Carolina
16. N.C. State
17. Tennessee\*
18. UC Irvine
19. Oklahoma State
20. Nebraska
21. Georgia Tech
22. UCLA
23. Texas Tech\*
24. Old Dominion
25. Miami

**D1 BASEBALL**

Preseason

1. Texas
2. Arkansas\*
3. Vanderbilt\*
4. Mississippi State\*
5. Ole Miss\*
6. Stanford
7. Oklahoma State
8. LSU\*
9. Florida
10. N.C. State
11. Florida State
12. East Carolina
13. Notre Dame
14. Texas Tech\*
15. Arizona
16. Georgia
17. TCU
18. Oregon State
19. Tennessee\*
20. UC Irvine
21. Georgia Tech
22. Dallas Baptist
23. Duke
24. Long Beach State
25. Miami

**USA TODAY**

Preseason

1. Texas
2. Vanderbilt\*
3. Mississippi State\*
4. Arkansas\*
5. Stanford
6. Ole Miss\*
7. LSU\*
8. Oklahoma State
9. N.C. State
10. Florida
11. Notre Dame
12. Texas Tech\*
13. East Carolina
14. Florida State
15. Arizona
16. Tennessee\*
17. Georgia
18. TCU
19. UC Irvine
20. Oregon State
21. Virginia
22. Dallas Baptist
23. Georgia Tech
24. UCLA
25. Duke

**NCBWA**

Preseason

1. Texas
2. Vanderbilt\*
3. Mississippi State\*
4. Arkansas\*
5. Stanford
6. Ole Miss\*
7. Florida
8. LSU\*
9. Notre Dame
10. Arizona
11. N.C. State
12. East Carolina
13. Oklahoma State
14. Texas Tech\*
15. Florida State
16. Tennessee\*
17. Virginia
18. Oregon State
19. UC Irvine
20. TCU
21. UCLA
22. Georgia
23. Dallas Baptist
24. Georgia Tech
25. Nebraska

**PERFECT GAME**

Preseason

1. Vanderbilt\*
2. Texas
3. Stanford
4. LSU\*
5. Notre Dame
6. Mississippi State\*
7. N.C. State
8. TCU
9. Arkansas\*
10. Ole Miss\*
11. Georgia Tech
12. Texas Tech\*
13. East Carolina
14. Arizona
15. Florida State
16. Oklahoma State
17. UCLA
18. Miami
19. Oregon
20. UC Irvine
21. Tennessee\*
22. Nebraska
23. Florida
24. Long Beach State
25. Liberty

**COLLEGIATE BASEBALL**

Preseason

1. Texas
2. Vanderbilt\*
3. LSU\*
4. Texas Tech\*
5. Stanford
6. Florida
7. Oklahoma State
8. East Carolina
9. Mississippi State\*
10. Notre Dame
11. Georgia Tech
12. Florida State
13. TCU
14. UC Irvine
15. Louisiana Tech
16. Central Michigan
17. UC Santa Barbara
18. UCLA
19. Ole Miss\*
20. Arkansas\*
21. Oregon
22. Arizona
23. Miami
24. Virginia
25. North Carolina

**AUBURN IN THE POLLS**

**BA D1 CB NC PG USA**

Pre. NR NR NR NR NR NR

**QUICK HITTERS (CONTINUED)**

- Auburn's 2022 roster consists of 21 returners and 19 newcomers, including seven freshmen and 12 transfers (six four-year, six JUCO).
- Tommy Sheehan becomes Auburn's first newcomer to earn an Opening Day start since 2004 (Mike Felix).
- Sheehan earned three Opening Day starts at Notre Dame from 2019-21. He is 1-1 with a 1.32 ERA in his three previous Opening Day starts.
  - 2019 vs. Arizona State: L, 2.2 IP, 4 H, 5 R, 1 ER, 3 BB, 3 K
  - 2020 at UAB: W, 7.0 IP, 1 H, 0 R, 1 BB, 9 K (career high)
  - 2021 at Wake: ND, 4.0 IP, 4 H, 1 R, 1 ER, 3 BB, 7 K

**OPENING DAY STUDS**

- 2017: Keegan Thompson (3rd round pick)
- 2018: Casey Mize (No. 1 overall pick)
- 2019: Davis Daniel (7th round pick)
- 2020: Tanner Burns (supplemental round pick)
- 2021: Cody Greenhill (undrafted free agent)

**LIKE FATHER, LIKE SON**

- Senior infielder Brody Moore is the son of former Auburn and All-SEC shortstop Brandon Moore (1991-94).
- After wearing No. 19 and playing second base/utility in his first three seasons on the Plains, Brody has a new number and position in 2022 - No. 4 and shortstop - just like his dad.
- Brandon hit .332 in four years and 242 games in an Auburn uniform. Brody is a .305 career hitter in parts of three seasons and 79 games.

**ONE-RUN AFFAIRS**

- Auburn played in 17 one-run games in 2021, including its matchup against Oklahoma in the Round Rock Classic, and went 6-11 in those contests even while winning three of the last four one-run games.
- Thirteen of Auburn's 30 SEC games, including seven of its first 10, were decided by one run and seven more were decided by two runs.
- The Tigers went 4-9 in one-run games and 6-14 in games decided by two runs or less in league play.

**KEEP THE MOMENTUM**

- The Tigers managed to end the season by winning three of the last four SEC series en route to an appearance in the SEC Tournament.

**BIG SHOES TO FILL**

- Auburn will be forced to replace its top three hitters and five everyday starters from a year ago in shortstop Ryan Bliss, third baseman Rankin Woley, first baseman Tyler Miller and outfielders Steven Williams and Judd Ward.
- The quintet combined to hit .296 with 192 runs, 50 doubles, 58 home runs and 191 RBI.

**TWENTY-SIX YEARS IN THE MAKING**

- Volunteer assistant and pitching coach Tim Hudson, who began his time on the Plains as a player in the fall of 1995, recently earned his degree in interdisciplinary studies with emphases on health promotion and philanthropy studies on Dec. 11, 2021.

**THE LAST TIME...**

**BATTING SUPERLATIVES**

5 hits in a game	Anfernee Grier at Kennesaw St. [5-for-6] (4/12/16)
6 hits in a game	Tyler Johnstone vs. Elon [6-for-7, 2B, 3B] (2/25/05)
Reached base 6 times	Bryson Ware vs. Alabama A&M [3-5, 3 BB] (2/24/21)
4 runs in a game	Cam Hill at Missouri (5/20/21)
5 runs in a game	Rankin Woley vs. #18 Boston College (3/6/21)
6 runs in a game	Bryson Ware vs. Alabama A&M (2/24/21)
10-game hitting streak	Rankin Woley, 12 games (2/28-3/21/21)
15-game hitting streak	Jonah Todd, 16 games, (4/8-5/7/17)
20-game hitting streak	A. Grier, 22 games, (5/31/15-3/22/16)
25-game hitting streak	Justin Fradejas, 27 games (3/23-5/7/10)
30-game hitting streak	Casey Dunn, 31 games (2/22 [G1]-4/15/97)
3 doubles in a game	Ryan Bliss vs. LSU (5/6/21)
4 doubles in a game	Ken Dempsey vs. Georgia (1971)
2 triples in a game	Jay Gonzalez vs. Alabama State (2/28/12)
3 triples in a game	never
2 home runs in one game	Kason Howell at Missouri (5/20/21)
3 home runs in one game	Tony Caldwell at Kentucky (4/9/11)
7 RBI in a game	Brody Moore vs. Alabama A&M (2/24/21)
8 RBI in a game	Justin Bryant at Georgia (3/19/10)
9 RBI in a game	Hunter Morris at Georgia (3/21/10)
10 RBI in a game	Bob Berry vs. Huntington (4/15/82)
Grand slam home run	Cam Hill vs. #18 Boston College (3/6/21)
Inside-the-park home run	Kason Howell at Alabama (4/15/21)
HR to begin game	Ryan Bliss vs. #11 Ole Miss (5/25/21)
Two HR in one inning	Dan Glevenyak at Jacksonville State (8th) (5/7/13)
HR in consecutive at-bats	Steven Williams vs. Texas A&M (5/15/21)
HR in three consecutive at-bats	Edouard Julien vs. Alabama A&M/at UCF (2/20-22/19)
HR in consecutive games	Rankin Woley vs. North Alabama/at Missouri (5/18-20/21)
HR in three consecutive games	Steven Williams at #20 GT & Alabama (4/13-16/21)
HR in three consecutive SEC games	Trent Mummy (4/17-23/10)
HR in four consecutive games	Joseph Sanders (5/10-15/08)
HR in four consecutive SEC games	Mike Bianucci (5/2-9/08)
HR in five consecutive games	Tim Lemons (4/6-10/85)
Walk-off HR	Steven Williams at #7 Georgia Tech (6/1/19)
Pinch-hit HR	Cam Hill vs. Kentucky (3/26/21)
Pinch-hit grand slam	Edouard Julien vs. BYU (G1 - 3/3/18)
HR in first at-bat of season	Steven Williams vs. Longwood (2/17/18)
HR in both games of DH	Dylan Ingram at #7 Mississippi St. (4/29/17)
Hit for the cycle	Judd Ward [3B, 1B, HR, 2B] vs. Illinois-Chicago (G1 - 2/15/20)
Hit from both sides of plate in same inning	Damon Haecker [5th inn.] vs. Jacksonville St. (3/15/17)
Two hits in same inning	Bliss [1B, 1B] & Woley [2B, 1B] at #4 Ole Miss [8th] (3/21/21)
Stole home	Justin Hargett vs. Davidson (Gm 2) [4th] (G1 - 3/3/10)
Stole two bases in a game	Josh Hall vs. Alabama A&M (2/23/21)
Stole three bases in a game	Anfernee Grier vs. Southern (2/26/16)
Hit by a pitch 2 times in a game	Rankin Woley vs. #18 Boston College (3/6/21)
Hit by a pitch 3+ times in a game	Dan Glevenyak at Alabama (4) (4/11/14)
Scored 20 or more runs	20 vs. Wright State (2/29/20)
Scored 25 or more runs	25 vs. Longwood (2/17/18)
Scored 30 or more runs	33 vs. Alabama A&M (2/24/21)
Scored 5 runs in an Inning	5, vs. Little Rock (5th) (3/12/21)
Scored 6 runs in an Inning	6, at Missouri (8th) (5/20/21)
Scored 7 runs in an Inning	7, vs. Chicago State (3rd) (3/8/20)
Scored 8 runs in an Inning	8, at UAB (5th) (3/19/19)
Scored 9 runs in an Inning	9, at #4 Ole Miss (8th) (3/21/21)
Scored 10+ runs in an Inning	14, vs. Alabama A&M (4th) (2/24/21)
Recorded 10+ hits in an Inning	11, vs. Furman (5th) (2/12/00)
Scored in every inning	vs. Coppin State (3/18/14)
Recorded 15-19 hits	16, vs. North Alabama (5/18/21)
Recorded 20 or more hits	27, vs. Alabama A&M (2/24/21)
Hit 3 or more home runs in an inning	3, vs. Northeastern (6th) (G1 - 3/10/18)
Hit 3 or more home runs in a game	3, at Missouri (5/20/21)
Hit 5 or more home runs in a game	6, vs. Texas A&M (5/15/21)
Hit 7 or more home runs in a game	7, vs. Mississippi State (5/8/10)
Hit back-to-back home runs	R. Woley & S. Williams vs. Samford (3rd) (4/20/21)
Hit back-to-back-to-back home runs	R. Bliss, T. Miller & R. Woley vs. Texas A&M (1st) (5/15/21)
Had 5 doubles	5, vs. North Alabama (5/18/21)
Had 6 doubles	6, vs. Jacksonville State (4/21/21)
Had 7 doubles	7, vs. Chicago State (3/8/20)
Had 8 doubles	8, vs. BYU (G1 - 3/3/18)
Had 9+ doubles	11, vs. Alabama A&M (2/24/21)
Stole 5 bases in a game	5, vs. Bethune-Cookman (5/6/14)
Stole 6 bases in a game	6, vs. #21 Tennessee (3/17/19)
Stole 7 bases in a game	7, vs. Presbyterian (5/8/12)
Stole 8 bases in a game	8, vs. Alcorn State (2/22/12)
Walked 10+ times	11, vs. Alabama A&M (2/24/21)
Did not strike out in a game	vs. Belmont (3/11/12)

**PITCHING SUPERLATIVES**

<b>INDIVIDUAL</b>	
Nine-inning no-hitter	Casey Mize vs. Northeastern (3/9/18)
Nine-inning no-hitter (combined)	Mike Mueller [2.0], Lee Carter [1.0], Brandon Channell [1.0], Reid Price [1.0], Andrew Skinner [1.0], Arnold Hughey [1.0], Ken Clayton [1.0], Cory Duettt [0.2], Sean Jones [0.1] vs. UAB (3/19/02)
Seven-inning no-hitter	Jason Johnson vs. LaGrange College (4/30/91)
Nine-inning perfect game	Eric Brandon vs. Murray State (3/2/02)
Seven-inning perfect game	Jason Johnson vs. LaGrange College (4/30/91)
Nine-inning one-hitter (individual)	Keegan Thompson vs. Presbyterian (3/1/14)
Nine-inning one-hitter (combined)	Tanner Burns [7.0], Cody Greenhill [2.0] vs. Chicago State (3/6/20)
Five-inning one-hitter	Kevin Davis [3.2], Jacob Milliman [1.1], vs. Radford (2/22/15)
Nine-inning two-hitter	Tanner Burns [9.0] vs. Cincinnati (3/1/19)
Complete game	Jack Owen vs. UTSA (3/9/19)
Complete game shutout	Jack Owen vs. UTSA (3/9/19)
Consecutive complete games	K. Thompson vs. Arkansas & LSU (4/4 & 4/11/15)
Struck out 10 batters	10 by Tanner Burns vs. Chicago State (3/6/20)
Struck out 11 batters	11 by Bailey Horn vs. Chicago State (3/8/20)
Struck out 12 batters	12 by Casey Mize at Kentucky (3/23/18)
Struck out 13 batters	13 by Casey Mize vs. Texas A&M (3/16/18)
Struck out 15 batters	15 by Tanner Burns vs. Cincinnati (3/1/19)
<b>TEAM</b>	
Struck out 15+ batters	Joseph Gonzalez [7], Hayden Mullins [8] at UAB (3/9/21)
Struck out 20+ batters	Brooks Fuller [4], Ryan Watson [4], Elliott Anderson [3], Cody Greenhill [4], Carson Skipper [3], Garrett Wade [2] vs. #9 Arkansas (4/5/19)
Struck out 15 batters consecutive games	vs. Ga State, at Missouri (4/5-7/16)
Shut out an opponent	3-0 at Missouri (5/21/21)
Consecutive shutouts	7-0 vs. Little Rock / 6-0 vs. Little Rock (3/12-13/21)
Three straight shutouts	2-0 vs. UT Martin / 6-0 vs. UTSA / 5-0 vs. UTSA (3/6-9/19)
Shut out an SEC opponent	3-0 at Missouri (5/21/21)
Shut out an SEC opponent on the road	3-0 at Missouri (5/21/21)
Consecutive SEC shutouts	5-0 and 4-0 at Miss. State (3/27-28/15)
Consecutive SEC shutouts on the road	5-0 and 4-0 at Miss. State (3/27-28/15)
Was shut out	4-0 at #20 Georgia (4/29/21)
Was held to one hit	vs. #24 Missouri (4/1/18)
Was no hit	vs. #13 Arkansas (5/25/17)
<b>FIELDING SUPERLATIVES</b>	
2 errors in a game	Rankin Woley vs. Texas A&M (5/16/21)
3 errors in a game	Luke Jarvis vs. Presbyterian (3/11/17)
4 errors in a game	Brett Burnham at Alabama (4/5/00)
3 double plays turned in a game	vs. Baylor (2/27/21)
4 double plays turned in a game	at #1 Arkansas (4/3/21)
5 double plays turned in a game	never
Triple play (Auburn)	vs. Memphis (5/22/78)
Triple play (Opponent)	at Florida [4th] (3/15/08)
Threw a runner out at HP to end game	Will Holland vs. Presbyterian (3/12/17)
<b>MISC. SUPERLATIVES</b>	
Won 10 or more consecutive games	15 (2/24-3/22/19)
Won 15 or more consecutive games	15 (2/24-3/22/19)
Won 8 or more consecutive SEC games	9 (4/1-21/95)
Lost 5 or more consecutive games	5 (4/2-11/21)
Home winning streak	21 (1964-66)
Road winning streak	14 (1967/1995)
Season-opening winning streak	17 (2/7-3/5/97)
Extra-innings victory	10-6, at #20 Georgia [14 inn.] (4/30/21)
Extra-innings loss	7-8, at Alabama [10 inn.] (4/15/21)
Swept a 3-game series	vs. Presbyterian (2/19-21/21)
Swept a road series	at Alabama (4/20-21/18)
Swept a road SEC series	at Alabama (4/20-21/18)
Swept a SEC series	vs. #21 Tennessee (3/15-17/19)
Swept a 4-game series	Illinois-Chicago (2/14-16/20)
Swept a doubleheader	Illinois-Chicago (2/15/20)
Allowed 3 runs or fewer in a series	2, vs. Chicago State (3/6-8/20)
Allowed 3 runs or fewer in a SEC series	3 vs. Miss. State (3/27-29/15)
Allowed 4 runs or fewer in a series	3 vs. UTSA (3/8-9/19)
Allowed 4 runs or fewer in a SEC series	4 vs. Georgia (4/23-25/15)
Allowed 3 runs or fewer in a road series	3 vs. Miss. State (3/27-29/15)
Allowed 3 runs or fewer in a SEC road series	3 vs. Miss. State (3/27-29/15)
Overcome a deficit of 7+ runs	7 runs, [7-0, 12-8] vs. Florida A&M (2/22/17)
Won a 1-0 game	vs. Mercer (5/30/15) [NCAA Regional]
Lost a 1-0 game	vs. Ohio State (2/15/14)
Walk-off win	vs. LSU [9 inn.] (5/8/21)
Walk-off loss	at Alabama [9 inn.] (4/17/12)

# HITTER PROFILES

## 3 • BRAYTON BROWN OF

5-9 • 180 • JR • Selma, Ala. • Morgan Academy

### CAREER STATISTICS

YEAR	AVG	GP-GS	AB	R	H	2B	3B	HR	RBI	SB-A
2020	.267	14-7	30	6	8	2	0	1	4	0-0
2021	.200	18-4	25	7	5	1	0	2	8	0-0
TOTAL	.236	32-11	55	13	13	3	0	3	12	0-0

### SEASON HIGHS

AB: --	5, vs. AAMU (2/26/20)
R: --	3, vs. Oakland (2/19/20)
H: --	2, vs. AAMU (2/24/21)
2B: --	1, three times
HR: --	1, three times
RBI: --	3, at Ole Miss (3/21/21)

### CAREER HIGHS

AB: --	5, vs. AAMU (2/26/20)
R: --	3, vs. Oakland (2/19/20)
H: --	2, vs. AAMU (2/24/21)
2B: --	1, three times
HR: --	1, three times
RBI: --	3, at Ole Miss (3/21/21)

## 19 • BROOKS CARLSON IF

5-11 • 192 • GR • Mobile, Ala. • Samford

- Rated by Baseball America as the No. 21 impact transfer
- Two-time All-SoCon, 2020 All-America

### CAREER STATISTICS

YEAR	AVG	GP-GS	AB	R	H	2B	3B	HR	RBI	SB-A
2018*	.343	62-61	230	48	79	16	1	10	47	1-3
2019*	.345	59-59	226	47	78	17	2	6	41	0-1
2020*	.500	15-15	50	18	25	4	0	3	19	0-1
2021*	.301	50-49	186	38	56	13	1	6	37	2-2
TOTAL	.344	186-184	692	151	238	50	4	25	144	3-7

### SEASON HIGHS

AB: --	6, three times
R: --	3, eight times
H: --	4, four times
2B: --	2, five times
HR: --	1, 25 times
RBI: --	7, at VMI (5/7/21)

### CAREER HIGHS

AB: --	6, three times
R: --	3, eight times
H: --	4, four times
2B: --	2, five times
HR: --	1, 25 times
RBI: --	7, at VMI (5/7/21)

## 17 • SONNY DICHIARA IF

6-1 • 263 • SR • Hoover, Ala. • Samford

- Rated by Baseball America as the No. 14 impact transfer
- Rated by D1 Baseball as the No. 15 first baseman
- Two-time All-SoCon, 2019 Freshman All-America

### CAREER STATISTICS

YEAR	AVG	GP-GS	AB	R	H	2B	3B	HR	RBI	SB-A
2019*	.293	55-55	198	40	58	7	0	21	55	0-0
2020*	.328	15-15	61	9	20	3	0	2	21	0-0
2021*	.273	56-56	194	44	53	9	0	18	46	0-0
TOTAL	.289	126-126	453	93	131	19	0	41	122	0-0

### SEASON HIGHS

AB: --	6, two times
R: --	3, four times
H: --	4, at Austin Peay (2/21/21)
2B: --	1, 19 times
HR: --	2, eight times
RBI: --	6, at Wofford (4/26/21)

### CAREER HIGHS

AB: --	6, two times
R: --	3, four times
H: --	4, at Austin Peay (2/21/21)
2B: --	1, 19 times
HR: --	2, eight times
RBI: --	6, at Wofford (4/26/21)

## 6 • RYAN DYAL C

5-10 • 197 • R-SO • Senoia, Ga. • East Coweta

### CAREER STATISTICS

YEAR	AVG	GP-GS	AB	R	H	2B	3B	HR	RBI	SB-A
2021	.200	31-22	70	18	14	2	0	3	7	1-1

### SEASON HIGHS

AB: --	5, two times
R: --	3, at Georgia (4/30/21)
H: --	2, at Georgia (4/30/21)
2B: --	1, two times
HR: --	1, three times
RBI: --	2, two times

### CAREER HIGHS

AB: --	5, two times
R: --	3, at Georgia (4/30/21)
H: --	2, at Georgia (4/30/21)
2B: --	1, two times
HR: --	1, three times
RBI: --	2, two times

## 11 • GARRETT FARQUHAR IF

5-11 • 187 • 5th • Hoover, Ala. • Shelton State

### CAREER STATISTICS

YEAR	AVG	GP-GS	AB	R	H	2B	3B	HR	RBI	SB-A
2018*	.331	52-/	175	39	58	8	2	1	32	10-13
2019*	.363	55-/	168	54	61	11	2	2	31	14-16
2020	.263	13-10	38	15	10	2	0	0	10	1-1
2021	.375	20-5	32	8	12	4	0	0	7	1-1
AU	.314	33-15	70	23	22	6	0	0	17	2-2
TOTAL	.341	140-15	413	116	141	25	4	3	80	26-31

### SEASON HIGHS

AB: --	5, six times
R: --	4, two times
H: --	3, seven times
2B: --	2, two times
HR: --	1, three times
RBI: --	4, two times

### CAREER HIGHS

AB: --	5, six times
R: --	4, two times
H: --	3, seven times
2B: --	2, two times
HR: --	1, three times
RBI: --	4, two times

## 7 • COLE FOSTER IF

6-1 • 190 • SO • Plano, Texas • Plano Senior

- Rated by D1 Baseball as the No. 32 second baseman and No. 19 SEC prospect for the 2023 MLB Draft
- Rated by Perfect Game as the No. 58 sophomore

### CAREER STATISTICS

YEAR	AVG	GP-GS	AB	R	H	2B	3B	HR	RBI	SB-A
2021	.292	15-4	24	5	7	3	0	0	1	0-0

### SEASON HIGHS

AB: --	4, two times
R: --	3, vs. AAMU (2/24/21)
H: --	2, vs. AAMU (2/24/21)
2B: --	1, three times
RBI: --	1, vs. AAMU (2/23/21)

### CAREER HIGHS

AB: --	4, two times
R: --	3, vs. AAMU (2/24/21)
H: --	2, vs. AAMU (2/24/21)
2B: --	1, three times
RBI: --	1, vs. AAMU (2/23/21)

## 2 • JOSH HALL OF

5-9 • 192 • R-JR • Homewood, Ala • Ole Miss

### CAREER STATISTICS

YEAR	AVG	GP-GS	AB	R	H	2B	3B	HR	RBI	SB-A
2019*	.171	54-9	35	12	6	0	1	1	7	10-11
2021	.326	20-10	43	10	14	2	2	0	9	5-6
AU	.326	20-10	43	10	14	2	2	0	9	5-6
All*	.256	74-19	78	22	20	2	3	1	16	15-17

### SEASON HIGHS

AB: --	5, at Lipscomb
R: --	3, vs. AAMU (2/23/21)
H: --	3, vs. AAMU (2/23/21)
2B: --	1, two times
HR: --	1, vs. Ark-Pine Bluff (3/20/19)
RBI: --	3, vs. AAMU (2/23/21)

### CAREER HIGHS

AB: --	5, at Lipscomb
R: --	3, vs. AAMU (2/23/21)
H: --	3, vs. AAMU (2/23/21)
2B: --	1, two times
HR: --	1, vs. Ark-Pine Bluff (3/20/19)
RBI: --	3, vs. AAMU (2/23/21)

## 16 • CAM HILL IF

6-5 • 214 • SO • Madison, Ala • Bob Jones

- Rated by Perfect Game as the No. 88 sophomore

### CAREER STATISTICS

YEAR	AVG	GP-GS	AB	R	H	2B	3B	HR	RBI	SB-A
2021	.270	35-30	111	19	30	6	1	5	22	0-0

### SEASON HIGHS

AB: --	5, two times
R: --	4, at Missouri (5/20/21)
H: --	3, three times
2B: --	2, vs. Texas A&M (5/16/21)
HR: --	1, five times
RBI: --	4, vs. Boston College (3/6/21)

### CAREER HIGHS

AB: --	5, two times
R: --	4, at Missouri (5/20/21)
H: --	3, three times
2B: --	2, vs. Texas A&M (5/16/21)
HR: --	1, five times
RBI: --	4, vs. Boston College (3/6/21)

## 5 • KASON HOWELL OF

6-0 • 180 • SR • Argyle, Texas • Liberty Christian

- Rated by D1 Baseball as the No. 116 outfielder

### CAREER STATISTICS

YEAR	AVG	GP-GS	AB	R	H	2B	3B	HR	RBI	SB-A
2019	.262	63-63	225	31	59	10	0	0	28	14-16
2020	.359	11-10	39	8	14	7	0	0	6	0-0
2021	.260	52-51	177	29	46	12	0	8	30	8-13
TOTAL	.270	126-124	441	68	119	29	0	8	64	22-29

### SEASON HIGHS

AB: --	6, three times
R: --	3, three times
H: --	3, six times
2B: --	2, vs. North Alabama (5/18/21)
HR: --	2, two times
RBI: --	5, at Missouri (5/20/21)

### CAREER HIGHS

AB: --	6, three times
R: --	3, three times
H: --	3, six times
2B: --	2, vs. North Alabama (5/18/21)
HR: --	2, two times
RBI: --	5, at Missouri (5/20/21)

## 28 • NATE LARUE C

6-3 • 217 • JR • Mobile, Ala. • McGill-Toolen

- Rated by D1 Baseball as the No. 66 SEC prospect for the 2022 MLB Draft

### CAREER STATISTICS

YEAR	AVG	GP-GS	AB	R	H	2B	3B	HR	RBI	SB-A
2020	.294	8-3	17	6	5	1	0	0	2	0-0
2021	.219	16-10	32	8	7	2	0	2	5	0-0
TOTAL	.245	24-13	49	14	12	3	0	2	7	0-0

### SEASON HIGHS

AB: --	5, vs. UIC (2/15/20)
R: --	2, three times
H: --	2, two times
2B: --	1, three times
HR: --	1, two times
RBI: --	2, vs. Presbyterian (2/20/21)

### CAREER HIGHS

AB: --	5, vs. UIC (2/15/20)
R: --	2, three times
H: --	2, two times
2B: --	1, three times
HR: --	1, two times
RBI: --	2, vs. Presbyterian (2/20/21)

## 4 • BRODY MOORE IF

5-11 • 183 • SR • Oneonta, Ala. • Oneonta

### CAREER STATISTICS

YEAR	AVG	GP-GS	AB	R	H	2B	3B	HR	RBI	SB-A
2019	.333	13-4	27	6	9	1	1	0		

# PITCHER PROFILES

## 52 • J. ARMSTRONG RHP

6-2 • 184 • SR • McDonough, Ga. • Chatt Valley

- 2021 NJCAA Second Team All-America and Alabama Community College Conference Pitcher of the Year
- Ranked second in NJCAA in ERA in 2021

### CAREER STATISTICS

YEAR	ERA	W-L	G/S	IP	H	R	ER	BB	K	BAA
2019*	3.19	8-4	17/13	79.0	70	38	28	29	77	.222
2020*	2.57	2-2	6/6	35.0	34	15	10	4	41	.245
2021*	1.65	11-0	13/13	71.0	48	23	13	15	79	.179
TOTAL	2.48	21-6	36/32	185.0	152	76	51	48	197	.211

### SEASON HIGHS

IP: -- 8.0, at Coastal Ala-Monroeville (5/8/21)  
 H: -- 11, at Coastal Ala-Bay Minette (3/30/19)  
 R: -- 6, three times  
 ER: -- 5, vs. Gordon State (2/2/19)  
 K: -- 10, vs. Coastal Ala-Brewton (3/20/21)  
 BB: -- 4, tow times  
 PC: -- N/A

### CAREER HIGHS

9.0, two times  
 13, vs. North Carolina (4/13/19)  
 11, vs. North Carolina (4/13/19)  
 8, vs. North Carolina (4/13/19)  
 9, at UAB (2/14/20)  
 6, vs. Purdue (2/24/18)  
 112, vs. North Carolina (4/13/19)

## 18 • MASON BARNETT RHP

6-0 • 218 • JR • Cartersville, Ga. • Cartersville

- Rated by D1 Baseball as the No. 89 starting pitcher and No. 23 SEC prospect for the 2022 MLB Draft
- Rated by Perfect Game as the No. 48 junior

### CAREER STATISTICS

YEAR	ERA	W-L	G/S	IP	H	R	ER	BB	K	BAA
2020	3.52	0-0	6/0	7.2	5	4	3	3	16	.192
2021	5.40	2-4	16/6	40.0	39	28	24	21	43	.265
TOTAL	5.10	2-4	22/6	47.2	44	32	27	24	59	.254

### SEASON HIGHS

IP: -- 7.0, vs. Little Rock (3/13/21)  
 H: -- 6, vs. Kentucky (3/27/21)  
 R: -- 6, at Ole Miss (3/20/21)  
 ER: -- 5, vs. Kentucky (3/27/21)  
 K: -- 9, vs. Little Rock (3/13/21)  
 BB: -- 5, at Arkansas (4/3/21)  
 PC: -- 91, vs. Little Rock (3/13/21)

### CAREER HIGHS

9.0, two times  
 13, vs. North Carolina (4/13/19)  
 11, vs. North Carolina (4/13/19)  
 8, vs. North Carolina (4/13/19)  
 9, at UAB (2/14/20)  
 6, vs. Purdue (2/24/18)  
 112, vs. North Carolina (4/13/19)

## 21 • TRACE BRIGHT RHP

6-4 • 199 • JR • Montgomery, Ala. • Trinity

### CAREER STATISTICS

YEAR	ERA	W-L	G/S	IP	H	R	ER	BB	K	BAA
2020	8.38	1-1	3/3	9.2	10	9	9	7	12	.278
2021	6.98	4-4	19/11	49.0	53	42	38	18	43	.276
TOTAL	7.21	5-5	22/14	58.2	63	51	47	25	55	.276

### SEASON HIGHS

IP: -- 6.0, vs. Texas A&M (2/28/21)  
 H: -- 6, vs. Texas A&M (5/16/21)  
 R: -- 7, at Ole Miss (3/21/21)  
 ER: -- 7, at Ole Miss (3/21/21)  
 K: -- 7, vs. AAMU (2/23/21)  
 BB: -- 3, three times  
 PC: -- 86, vs. Texas A&M (2/28/21)

### CAREER HIGHS

9.0, two times  
 13, vs. North Carolina (4/13/19)  
 11, vs. North Carolina (4/13/19)  
 8, vs. North Carolina (4/13/19)  
 9, at UAB (2/14/20)  
 6, vs. Purdue (2/24/18)  
 112, vs. North Carolina (4/13/19)

## 40 • B. BURKHALTER RHP

6-0 • 204 • JR • Dothan, Ala. • Northview

- Rated by D1 Baseball as the No. 23 relief pitcher

### CAREER STATISTICS

YEAR	ERA	W-L	G/S	IP	H	R	ER	BB	K	BAA
2020	2.08	0-0	4/0	4.1	6	1	1	3	3	.462
2021	1.71	1-0	17/0	21.0	14	5	4	16	30	.182
TOTAL	1.78	1-0	21/0	25.1	20	6	5	19	33	.222

### SEASON HIGHS

IP: -- 2.1, two times  
 H: -- 3, two times  
 R: -- 2, at Lipscomb (3/16/21)  
 ER: -- 1, five times  
 K: -- 4, three times  
 BB: -- 2, four times  
 PC: -- 48, vs. North Alabama (5/18/21)

### CAREER HIGHS

9.0, two times  
 13, vs. North Carolina (4/13/19)  
 11, vs. North Carolina (4/13/19)  
 8, vs. North Carolina (4/13/19)  
 9, at UAB (2/14/20)  
 6, vs. Purdue (2/24/18)  
 112, vs. North Carolina (4/13/19)

## 57 • TYLER DRABICK RHP

6-2 • 193 • GR • Canton, Ohio • Lipscomb

- Rated by Baseball America as the No. 21 impact transfer

### CAREER STATISTICS

YEAR	ERA	W-L	G/S	IP	H	R	ER	BB	K	BAA
2018*	3.52	0-0	11/1	15.1	12	7	6	6	14	.203
2019*	3.73	1-0	14/0	31.1	20	20	13	15	29	.163
2020*	11.57	0-1	5/0	4.2	10	6	6	2	3	.435
2021*	2.81	1-0	23/0	32.0	20	11	10	13	46	.180
TOTAL	3.78	2-1	53/1	83.1	62	44	35	36	92	.196

### SEASON HIGHS

IP: -- 4.0, at UAB (3/9/21)  
 H: -- 3, vs. Little Rock (3/14/21)  
 R: -- 3, vs. UCF (2/23/20)  
 ER: -- 3, vs. UCF (2/23/20)  
 K: -- 8, at UAB (3/9/21)  
 BB: -- 3, vs. Wofford (3/11/20)  
 PC: -- 55, at UAB (3/9/21)

### CAREER HIGHS

9.0, two times  
 13, vs. North Carolina (4/13/19)  
 11, vs. North Carolina (4/13/19)  
 8, vs. North Carolina (4/13/19)  
 9, at UAB (2/14/20)  
 6, vs. Purdue (2/24/18)  
 112, vs. North Carolina (4/13/19)

### SEASON HIGHS

IP: -- 3.2, vs. Toledo (5/3/19)  
 H: -- 5, two times  
 R: -- 5, at Northern Illinois (4/19/19)  
 ER: -- 5, at Northern Illinois (4/19/19)  
 K: -- 5, three times  
 BB: -- 2, seven times  
 PC: -- N/A

### CAREER HIGHS

9.0, two times  
 13, vs. North Carolina (4/13/19)  
 11, vs. North Carolina (4/13/19)  
 8, vs. North Carolina (4/13/19)  
 9, at UAB (2/14/20)  
 6, vs. Purdue (2/24/18)  
 112, vs. North Carolina (4/13/19)

## 14 • BROOKS FULLER LHP

6-3 • 210 • SR • Auburn, Ala. • Auburn

### CAREER STATISTICS

YEAR	ERA	W-L	G/S	IP	H	R	ER	BB	K	BAA
2019	4.50	2-2	20/8	44.0	39	30	22	35	36	.239
2020	2.25	1-1	3/2	8.0	11	3	2	1	7	.333
2021	8.50	0-0	16/0	18.0	24	18	17	17	20	.316
TOTAL	5.27	3-3	39/10	70.0	74	51	41	53	63	.272

### SEASON HIGHS

IP: -- 6.0, at Texas A&M (4/13/19)  
 H: -- 5, three times  
 R: -- 5, vs. Baylor (2/27/21)  
 ER: -- 5, vs. Baylor (2/27/21)  
 K: -- 6, vs. Ole Miss (4/20/19)  
 BB: -- 4, at South Carolina (3/30/19)  
 PC: -- 93, at Texas A&M (4/13/19)

### CAREER HIGHS

9.0, two times  
 13, vs. North Carolina (4/13/19)  
 11, vs. North Carolina (4/13/19)  
 8, vs. North Carolina (4/13/19)  
 9, at UAB (2/14/20)  
 6, vs. Purdue (2/24/18)  
 112, vs. North Carolina (4/13/19)

## 45 • J. GONZALEZ RHP

6-4 • 230 • SO • Humacao, PR • Leadership CA

- Rated by Baseball America as the No. 41 college prospect for the 2023 MLB Draft

### CAREER STATISTICS

YEAR	ERA	W-L	G/S	IP	H	R	ER	BB	K	BAA
2021	6.17	2-3	21/5	42.1	51	30	29	10	30	.293

### SEASON HIGHS

IP: -- 5.0, two times  
 H: -- 8, vs. Kentucky (3/27/21)  
 R: -- 9, vs. Miss. State (4/11/21)  
 ER: -- 9, vs. Miss. State (4/11/21)  
 K: -- 7, at UAB (3/9/21)  
 BB: -- 5, at Arkansas (4/3/21)  
 PC: -- 86, at Arkansas (4/3/21)

### CAREER HIGHS

9.0, two times  
 13, vs. North Carolina (4/13/19)  
 11, vs. North Carolina (4/13/19)  
 8, vs. North Carolina (4/13/19)  
 9, at UAB (2/14/20)  
 6, vs. Purdue (2/24/18)  
 112, vs. North Carolina (4/13/19)

## 16 • CAM HILL LHP

6-5 • 214 • SO • Madison, Ala. • Bob Jones

### CAREER STATISTICS

YEAR	ERA	W-L	G/S	IP	H	R	ER	BB	K	BAA
2021	19.29	2-0	10/0	7.0	14	16	15	11	8	.438

### SEASON HIGHS

IP: -- 1.0, five times  
 H: -- 4, vs. Boston College (3/7/21)  
 R: -- 5, vs. Boston College (3/7/21)  
 ER: -- 5, vs. Boston College (3/7/21)  
 K: -- 2, two times  
 BB: -- 3, two times  
 PC: -- 35, vs. North Alabama (5/18/21)

### CAREER HIGHS

9.0, two times  
 13, vs. North Carolina (4/13/19)  
 11, vs. North Carolina (4/13/19)  
 8, vs. North Carolina (4/13/19)  
 9, at UAB (2/14/20)  
 6, vs. Purdue (2/24/18)  
 112, vs. North Carolina (4/13/19)

## 28 • NATE LARUE RHP

6-3 • 217 • JR • Mobile, Ala. • McGill-Toolen

### CAREER STATISTICS

YEAR	ERA	W-L	G/S	IP	H	R	ER	BB	K	BAA
2021	9.00	0-0	1/0	1.0	2	1	1	0	1	.500

### SEASON HIGHS

IP: -- 1.0, vs. JSU (4/21/21)  
 H: -- 2, vs. JSU (4/21/21)  
 R: -- 1, vs. JSU (4/21/21)  
 ER: -- 1, vs. JSU (4/21/21)  
 K: -- 1, vs. JSU (4/21/21)  
 BB: -- None  
 PC: -- 17, vs. JSU (4/21/21)

### CAREER HIGHS

9.0, two times  
 13, vs. North Carolina (4/13/19)  
 11, vs. North Carolina (4/13/19)  
 8, vs. North Carolina (4/13/19)  
 9, at UAB (2/14/20)  
 6, vs. Purdue (2/24/18)  
 112, vs. North Carolina (4/13/19)

## 20 • HAYDEN MULLINS LHP

6-0 • 194 • JR • Gallatin, Tenn. • Hendersonville

- Rated by D1 Baseball as the No. 72 SEC prospect

### CAREER STATISTICS

YEAR	ERA	W-L	G/S	IP	H	R	ER	BB	K	BAA
2020	3.68	1-0	5/0	7.1	4	3	3	6	10	.174
2021	2.38	2-0	7/0	11.1	10	4	3	4	19	.222
TOTAL	2.89	3-0	12/0	18.2	14	7	6	10	29	.206

### SEASON HIGHS

IP: -- 4.0, at UAB (3/9/21)  
 H: -- 3, vs. Little Rock (3/14/21)  
 R: -- 3, vs. UCF (2/23/20)  
 ER: -- 3, vs. UCF (2/23/20)  
 K: -- 8, at UAB (3/9/21)  
 BB: -- 3, vs. Wofford (3/11/20)  
 PC: -- 55, at UAB (3/9/21)

### CAREER HIGHS

9.0, two times  
 13, vs. North Carolina (4/13/19)  
 11, vs. North Carolina (4/13/19)  
 8, vs. North Carolina (4/13/19)  
 9, at UAB (2/14/20)  
 6, vs. Purdue (2/24/18)  
 112, vs. North Carolina (4/13/19)

## 47 • TOMMY SHEEHAN LHP

6-0 • 209 • GR • Brielle, N.J. • Notre Dame

- Rated by D1 Baseball as the No. 34 impact transfer

### CAREER STATISTICS

YEAR	ERA	W-L	G/S	IP	H	R	ER	BB	K	BAA
2018*	5.74	2-4	14/14	62.2	62	43	40	41	27	.264
2019*	4.58	5-6	15/15	92.1	100	62	47	23	62	.268
2020*	2.70	3-0	4/4	23.1	18	7	7	5	22	.202
2021*	6.75	0-1	2/2	8.0	10	6	6	5	10	.303
All*	4.83	10-11	35/35	186.1	190	118	100	74	121	.260

### SEASON HIGHS

IP: -- 9.0, two times  
 H: -- 13, vs. North Carolina (4/13/19)  
 R: -- 11, vs. North Carolina (4/13/19)  
 ER: -- 8, vs. North Carolina (4/13/19)  
 K: -- 9, at UAB (2/14/20)  
 BB: -- 6, vs. Purdue (2/24/18)  
 PC: -- 112, vs. North Carolina (4/13/19)

### CAREER HIGHS

9.0, two times  
 13, vs. North Carolina (4/13/19)  
 11, vs. North Carolina (4/13/19)  
 8, vs. North Carolina (4/13/19)  
 9, at UAB (2/14/20)  
 6, vs. Purdue (2/24/18)  
 112, vs. North Carolina (4/13/19)

## 29 • CARSON SKIPPER LHP

6-



# PITCHING CAREERS

## MASON BARNETT'S CAREER APPEARANCES

\*-Starter

### 2020 - FRESHMAN YEAR

Date	Opp (Res.)	DEC	QS	IP	H	R	ER	BB	SO	HR	ERA	NP
2/15	ILLINOIS-CHICAGO (W, 7-3)	-	-	1.0	4	3	3	1	2	0	27.00	32
2/19	OAKLAND (W, 17-1)	-	-	1.0	0	0	0	0	2	0	13.50	10
2/25	ALABAMA A&M (W, 10-0)	-	-	1.0	0	0	0	1	2	0	9.00	17
3/1	WRIGHT STATE (W, 6-0)	-	-	1.0	0	0	0	1	2	0	6.75	21
3/8	CHICAGO STATE (W, 9-0)	-	-	1.0	1	0	0	0	3	0	5.40	19
3/10	GEORGIA TECH (L, 2-6)	-	-	2.2	0	1	0	0	5	0	3.52	35

### 2021 - SOPHOMORE YEAR

Date	Opp (Res.)	DEC	QS	IP	H	R	ER	BB	SO	HR	ERA	NP
2/21	*PRESBYTERIAN (W, 2-1 [10])	-	-	4.0	3	0	0	2	4	0	0.00	65
2/26	vs. #25 Oklahoma (L, 3-4 [10])	-	-	1.1	2	1	1	3	1	0	1.69	42
3/6	*#18 BOSTON COLLEGE (W, 16-1)	W	-	5.1	2	1	0	2	3	0	0.84	75
3/13	*LITTLE ROCK (W, 6-0)	W	X	7.0	2	0	0	1	9	0	0.51	91
3/20	*at #4 Ole Miss (L, 5-6)	L	-	3.0	5	6	4	2	4	0	2.18	72
3/27	*KENTUCKY (L, 6-7)	-	-	5.1	6	5	5	0	8	2	3.46	84
4/1	at #1 Arkansas (W, 2-1)	S	-	1.0	0	0	0	1	0	0	3.33	15
4/3	at #1 Arkansas (L, 5-6 [10])	-	-	1.2	2	1	1	5	0	0	3.45	45
4/11	#4 MISSISSIPPI STATE (L, 10-19)	-	-	2.0	4	2	2	0	1	0	3.82	33
4/17	at Alabama (L, 9-10)	L	-	1.1	4	2	2	2	1	0	4.22	34
4/21	*JAX STATE (W, 8-7 [10])	-	-	1.0	0	0	0	0	1	0	4.09	14
4/25	#10 FLORIDA (L, 4-6)	L	-	3.0	2	1	0	0	4	0	3.75	42
4/29	at #20 Georgia (L, 0-4)	-	-	1.0	2	2	2	1	2	1	4.14	24
5/6	LSU (L, 3-8)	-	-	1.0	2	1	1	0	2	0	4.26	18
5/15	TEXAS A&M (L, 9-11)	-	-	2.0	1	3	3	1	3	0	4.72	36
5/22	at Missouri (L, 6-7)	L	-	0.0	2	3	3	1	0	0	5.40	14

## TRACE BRIGHT'S CAREER APPEARANCES

\*-Starter

### 2020 - FRESHMAN YEAR

Date	Opp (Res.)	DEC	QS	IP	H	R	ER	BB	SO	HR	ERA	NP
2/19	*OAKLAND (W, 17-1)	W	-	3.0	2	1	1	1	6	1	3.00	59
2/26	*ALABAMA A&M (W, 12-6)	-	-	4.2	3	4	4	3	6	0	5.87	80
3/11	*WOFFORD (L, 3-4)	L	-	2.0	5	4	4	3	0	0	8.38	50

### 2021 - SOPHOMORE YEAR

Date	Opp (Res.)	DEC	QS	IP	H	R	ER	BB	SO	HR	ERA	NP
2/19	PRESBYTERIAN (W, 14-3)	-	-	1.0	2	0	0	0	2	0	0.00	28
2/23	*ALABAMA A&M (W, 18-2 [7])	W	-	4.0	2	2	1	0	7	0	1.80	55
2/28	*vs. Texas A&M (W, 6-1)	W	X	6.0	3	0	0	2	1	0	0.82	86
3/7	*#18 BOSTON COLLEGE (L, 9-11 [10])	-	-	5.0	3	1	1	1	3	0	1.12	69
3/14	*LITTLE ROCK (L, 6-12)	L	-	4.1	5	6	6	0	5	2	3.54	74
3/21	*at #4 Ole Miss (L, 11-19)	L	-	1.1	4	7	7	3	2	0	6.23	53
3/26	KENTUCKY (L, 6-8 [10])	-	-	3.0	5	4	4	2	2	2	6.93	58
4/2	at #1 Arkansas (L, 5-6)	-	-	1.0	3	3	3	0	2	0	7.71	24
4/3	at #1 Arkansas (L, 5-6 [10])	L	-	0.2	2	1	1	1	0	0	7.86	11
4/10	#4 MISSISSIPPI STATE (L, 2-7)	-	-	3.1	1	1	1	1	3	1	7.28	38
4/13	*at #20 Georgia Tech (W, 7-3)	W	-	4.0	3	2	2	1	1	0	6.95	39
4/17	at Alabama (L, 9-10)	-	-	1.2	2	2	2	1	3	1	7.13	38
4/20	*SAMFORD (W, 6-4)	-	-	1.0	1	2	2	1	2	1	7.43	19
4/23	#10 FLORIDA (L, 2-4)	L	-	1.1	1	2	2	2	2	0	7.65	32
5/1	*at #20 Georgia (W, 9-7)	W	-	2.0	2	2	2	2	2	0	7.71	42
5/7	*LSU (L, 6-9)	-	-	1.1	2	2	1	0	0	0	7.68	20
5/12	at Samford (L, 1-6)	-	-	0.2	1	2	2	1	1	1	7.99	22
5/16	*TEXAS A&M (W, 5-4)	-	-	4.0	6	3	1	0	3	1	7.49	74
5/22	*at Missouri (L, 6-7)	-	-	3.1	5	0	0	0	2	0	6.98	40

## BLAKE BURKHALTER'S CAREER APPEARANCES

### 2020 - FRESHMAN YEAR

Date	Opp (Res.)	DEC	QS	IP	H	R	ER	BB	SO	HR	ERA	NP
2/15	ILLINOIS-CHICAGO (W, 7-3)	-	-	1.0	1	0	0	1	1	0	0.00	14
2/23	UCF (L, 2-12)	-	-	1.0	3	1	1	1	0	0	4.50	20
2/26	ALABAMA A&M (W, 12-6)	-	-	1.1	1	0	0	1	2	0	2.70	23
3/8	CHICAGO STATE (W, 9-0)	-	-	1.0	1	0	0	0	0	0	2.08	8

### 2021 - SOPHOMORE YEAR

Date	Opp (Res.)	DEC	QS	IP	H	R	ER	BB	SO	HR	ERA	NP
2/20	PRESBYTERIAN (W, 6-1)	-	-	1.0	2	0	0	1	1	0	0.00	25
2/24	ALABAMA A&M (W, 33-0)	-	-	1.0	0	0	0	0	2	0	0.00	19
2/28	vs. Texas A&M (W, 6-1)	-	-	1.0	0	0	0	1	0	0	0.00	11
3/7	#18 BOSTON COLLEGE (L, 9-11 [10])	-	-	2.1	0	0	0	1	3	0	0.00	35
3/13	LITTLE ROCK (W, 6-0)	-	-	2.0	2	0	0	1	4	0	0.00	34
3/16	at Lipscomb (W, 9-7)	-	-	0.2	2	2	1	2	2	1	1.12	25
3/20	at #4 Ole Miss (L, 5-6)	-	-	1.0	0	0	0	2	0	0	1.00	18
3/27	KENTUCKY (L, 6-7)	-	-	1.2	1	1	1	1	3	1	1.69	22
4/2	at #1 Arkansas (L, 5-6)	-	-	0.2	0	0	0	1	0	0	1.59	19
4/11	#4 MISSISSIPPI STATE (L, 10-19)	-	-	0.1	0	0	0	2	1	0	1.54	14
4/21	JAX STATE (W, 8-7 [10])	-	-	2.0	1	1	1	0	2	1	1.98	31
5/1	at #20 Georgia (W, 9-7)	-	-	1.0	1	0	0	1	1	0	1.84	21
5/7	LSU (L, 6-9)	-	-	0.2	0	0	0	0	1	0	1.76	8
5/12	at Samford (L)	-	-	1.0	1	1	1	2	1	0	2.20	27
5/15	TEXAS A&M (L, 9-11)	-	-	0.2	0	0	0	0	1	0	2.12	8
5/18	NORTH ALABAMA (W, 14-6)	W	-	2.1	3	0	0	1	4	0	1.86	48
5/22	at Missouri (L, 6-7)	-	-	1.2	1	0	0	0	4	0	1.71	31

## BROOKS FULLER'S CAREER APPEARANCES

\*-Starter

### 2019 - FRESHMAN YEAR

Date	Opp (Res.)	DEC	QS	IP	H	R	ER	BB	SO	HR	ERA	NP
2/16	GEORGIA SOUTHERN (L, 5-7)	-	-	1.0	1	1	1	1	0	1	9.00	21
2/20	*ALABAMA A&M (W, 10-2)	-	-	3.0	2	2	0	2	3	0	2.25	46
3/2	CINCINNATI (W, 9-5)	-	-	1.2	0	0	0	0	1	0	1.59	14
3/5	UT MARTIN (W, 15-9)	-	-	2.2	2	3	0	3	0	0	1.08	42
3/9	UTSA (W, 8-3)	-	-	1.0	0	0	0	1	0	0	0.96	17
3/16	#21 TENNESSEE (W, 5-2)	W	-	3.2	2	1	1	2	3	0	1.38	63
3/23	at #4 Mississippi State (L, 2-15)	-	-	3.2	4	1	1	3	3	0	1.62	67
3/30	*at South Carolina (L, 0-4)	L	-	5.0	3	2	2	4	4	1	2.08	88
4/5	*#9 ARKANSAS (L, 6-9)	-	-	3.1	3	3	2	4	4	0	2.52	76
4/9	JACKSONVILLE STATE (L, 6-11)	-	-	0.0	0	1	1	2	0	0	2.88	15
4/13	*at #12 Texas A&M (W, 7-0)	W	X	6.0	4	0	0	3	4	0	2.32	93
4/20	*#17 OLE MISS (W, 6-5)	-	-	4.2	5	3	3	2	6	2	2.78	79
4/26	*at #4 Vanderbilt (L, 5-9)	L	-	1.2	4	4	2	2	1	1	3.13	37
5/4	*ALABAMA (L, 6-7)	-	-	3.0	3	2	2	2	3	0	3.35	61
5/11	#7 GEORGIA (L, 8-10)	-	-	0.2	0	0	0	0	1	0	3.29	4
5/14	*NORTH ALABAMA (W, 8-7)	-	-	1.1	3	4	4	3	1	0	4.04	36
5/17	at #20 LSU (L, 1-5)	-	-	1.0	1	1	1	1	1	0	4.15	16
5/18	at #20 LSU (W, 5-4)	-	-	0.1	0	0	0	0	0	0	4.12	3
5/22	vs. #2 Vanderbilt (L, 1-11)	-	-	0.1	2	2	2	0	1	0	4.50	17
5/23	vs. #17 LSU (L, 3-4)	-	-	0.0	0	0	0	0	0	0	4.50	2

### 2020 - SOPHOMORE YEAR

Date	Opp (Res.)	DEC	QS	IP	H	R	ER	BBSO	HR	ERA	NP	
2/16	ILLINOIS-CHICAGO (W, 14-0)	-	-	2.0	2	0	0	0	3	0	0.00	34
2/25	*ALABAMA A&M (W, 10-0)	W	-	4.0	5	0	0	0	3	0	0.00	60
3/10	*GEORGIA TECH (L, 2-6)	L	-	2.0	4	3	2	1	1	0	2.25	42

### 2021 - JUNIOR YEAR

Date	Opp (Res.)	DEC	QS	IP
------	------------	-----	----	----

**NATE LARUE'S CAREER APPEARANCES**

**2021 - SOPHOMORE YEAR**

Date	Opp (Res.)	DEC	QS	IP	H	R	ER	BB	SO	HR	ERA	NP
4/21	JAX STATE (W, 8-7 [10])	-	-	1.0	1	1	1	0	1	1	9.00	17

**HAYDEN MULLINS' CAREER APPEARANCES**

**2020 - FRESHMAN YEAR**

Date	Opp (Res.)	DEC	QS	IP	H	R	ER	BB	SO	HR	ERA	NP
2/16	ILLINOIS-CHICAGO (W, 14-0)	-	-	1.0	1	0	0	0	1	0	0.00	13
2/23	UCF (L, 2-12)	-	-	1.2	2	3	3	1	4	1	10.12	38
2/26	ALABAMA A&M (W, 12-6)	W	-	1.1	0	0	0	0	2	0	6.75	14
3/1	WRIGHT STATE (W, 6-0)	-	-	0.2	0	0	0	2	1	0	5.79	18
3/11	WOFFORD (L, 3-4)	-	-	2.2	1	0	0	3	2	0	3.68	52

**2021 - SOPHOMORE YEAR**

Date	Opp (Res.)	DEC	QS	IP	H	R	ER	BB	SO	HR	ERA	NP
2/20	PRESBYTERIAN (W, 6-1)	W	-	1.0	2	0	0	1	2	0	0.00	29
2/24	ALABAMA A&M (W, 33-0)	-	-	1.0	0	0	0	2	0	0	0.00	17
2/26	vs. #25 Oklahoma (L, 3-4 [10])	-	-	0.0	1	0	0	1	0	0	0.00	10
3/6	#18 BOSTON COLLEGE (W, 16-1)	-	-	2.0	0	0	0	1	4	0	0.00	31
3/9	at UAB (W, 6-5)	W	-	4.0	2	1	0	0	8	0	0.00	56
3/14	LITTLE ROCK (L, 6-12)	-	-	3.0	3	1	1	0	3	0	0.82	34
4/11	#4 MISSISSIPPI STATE (L, 10-19)	-	-	0.1	2	2	2	1	0	0	2.38	18

**TOMMY SHEEHAN'S CAREER APPEARANCES**

\*-Starter

**2018 - FRESHMAN YEAR AT NOTRE DAME**

Date	Opp (Res.)	DEC	QS	IP	H	R	ER	BB	SO	HR	ERA	NP
2/17	*at LSU (W, 10-5)	W	-	5.0	6	4	4	3	2	1	7.20	75
2/24	*vs. Purdue (W, 4-2)	-	-	5.0	4	2	2	6	2	0	5.40	83
3/3	*vs. Seton Hall (W, 9-8)	-	-	1.1	1	4	3	4	2	0	7.15	40
3/10	*at Miami (L, 0-9)	L	X	6.0	4	2	2	2	2	1	5.71	81
3/17	*at Florida State (L, 4-6)	-	-	4.1	2	2	1	5	1	0	4.98	85
3/24	*WAKE FOREST (W, 7-6)	-	-	4.0	5	4	4	4	2	1	5.61	73
3/31	*at Duke (L, 3-6)	L	-	6.0	5	4	3	3	0	0	5.40	93
4/8	*CLEMSON (L, 3-6)	L	-	6.0	6	6	6	3	3	3	5.97	105
4/14	*at NC State (L, 2-12)	L	-	4.2	8	6	6	2	1	0	6.59	95
4/25	*VALPARAISO (W, 6-5)	W	X	6.0	4	1	1	3	4	1	5.96	95
5/1	*WESTERN MICHIGAN (W, 14-4)	-	-	4.0	4	1	1	1	2	0	5.68	63
5/6	*PITTSBURGH (L, 7-8)	-	-	4.0	6	4	4	2	3	0	5.91	77
5/15	*at Northwestern (W, 19-10)	-	-	4.0	3	0	0	0	3	0	5.52	48
5/19	*at Louisville (L, 7-10)	-	-	2.1	4	3	3	3	0	0	5.74	58

**2019 - SOPHOMORE YEAR AT NOTRE DAME**

Date	Opp (Res.)	DEC	QS	IP	H	R	ER	BB	SO	HR	ERA	NP
2/15	*at Arizona State (L, 1-10)	L	-	2.2	4	5	1	3	3	0	3.38	74
2/21	*vs. Eastern Michigan (W, 11-3)	W	X	7.0	6	2	2	1	8	0	2.79	107
3/1	*vs. Charleston Southern (W, 7-4)	W	-	8.0	5	4	4	1	6	0	3.57	103
3/9	*at Wake Forest (W, 7-4)	-	-	5.2	8	4	3	2	4	3	3.86	101
3/15	*at Clemson (W, 9-2)	W	X	9.0	7	2	2	3	4	0	3.34	-
3/23	*FLORIDA STATE (L, 1-7)	L	-	6.0	7	5	5	2	4	1	3.99	105
3/29	*at Georgia Tech (W, 9-6)	W	-	5.0	9	6	5	0	6	2	4.57	99
4/5	*VIRGINIA (W, 5-2)	W	X	9.0	9	2	1	1	2	0	3.96	100
4/13	*NORTH CAROLINA (L, 6-13)	L	-	6.0	13	11	8	2	3	5	4.78	112
4/20	*at Pittsburgh (L, 2-4)	L	X	7.0	5	3	2	0	3	0	4.55	90
4/26	*NC STATE (W, 5-4)	-	-	6.0	7	4	3	1	3	2	4.54	100
5/3	*LOUISVILLE (L, 0-2)	L	-	5.1	4	2	2	3	4	0	4.46	107
5/11	*CANISIUS (W, 5-4)	-	X	7.2	4	2	0	1	2	0	4.06	100
5/17	*at Boston College (L, 8-9)	-	-	5.0	9	5	5	0	4	0	4.33	97
5/22	*vs. Georgia Tech (L, 6-12)	L	-	3.0	3	5	4	3	6	0	4.58	85

**2020 - JUNIOR YEAR AT NOTRE DAME**

Date	Opp (Res.)	DEC	QS	IP	H	R	ER	BB	SO	HR	ERA	NP
2/14	*at UAB (W, 4-2)	W	X	7.0	1	0	0	1	9	0	0.00	89
2/21	*vs. Incarnate Word (W, 12-1)	W	X	6.0	5	1	1	0	5	0	0.69	100
2/28	*at Presbyterian (W, 13-5)	W	-	6.1	7	4	4	1	6	0	2.33	84
3/6	*at North Carolina (W, 8-5)	-	-	4.0	5	2	2	3	2	0	2.70	75

**2021 - SENIOR YEAR AT NOTRE DAME**

Date	Opp (Res.)	DEC	QS	IP	H	R	ER	BB	SO	HR	ERA	NP
2/27	*at Wake Forest (L, 8-10)	-	-	4.0	4	1	1	3	7	0	2.25	88
3/5	*at Clemson (L, 7-13)	L	-	4.0	6	5	5	2	3	1	6.75	-

**CARSON SKIPPER'S CAREER APPEARANCES**

\*-Starter

**2019 - FRESHMAN YEAR**

Date	Opp (Res.)	DEC	QS	IP	H	R	ER	BB	SO	HR	ERA	NP
2/15	GEORGIA SOUTHERN (W, 11-2)	-	-	3.0	3	0	0	1	1	0	0.00	48
2/19	*ALABAMA A&M (W, 10-1)	W	-	4.0	2	1	0	0	8	0	0.00	67
2/24	at UCF (W, 13-9)	W	-	2.0	3	3	3	3	1	1	3.00	58
3/2	*CINCINNATI (W, 9-5)	-	-	3.0	5	4	3	0	4	1	4.50	59
3/6	UT MARTIN (W, 2-0)	-	-	2.1	0	0	0	0	5	0	3.77	31
3/9	*UTSA (W, 8-3)	W	-	4.2	5	0	0	0	5	0	2.84	70
3/17	*#21 TENNESSEE (W, 5-3)	-	-	3.0	3	2	1	1	1	0	2.86	46
3/23	*at #4 Mississippi State (L, 2-15)	L	-	0.2	5	5	4	2	1	0	4.37	35
3/24	at #4 Mississippi State (L, 15-20)	-	-	0.1	2	3	3	1	0	1	5.48	9
3/30	*at South Carolina (W, 7-5)	-	-	1.0	4	3	3	2	1	0	6.38	43
4/5	#9 ARKANSAS (W, 6-3)	-	-	0.2	1	0	0	0	1	0	6.20	8
4/5	#9 ARKANSAS (L, 6-9)	L	-	3.0	3	5	5	3	3	2	7.16	78
4/9	JACKSONVILLE STATE (L, 6-11)	-	-	0.0	0	0	0	2	0	0	7.16	10
4/16	*at #16 Georgia Tech (L, 6-11)	-	-	2.1	1	1	1	4	3	0	6.82	53
4/23	at Jacksonville State (W, 14-2)	-	-	1.0	0	0	0	1	0	0	6.61	17
4/25	at #4 Vanderbilt (L, 6-12)	-	-	1.1	3	2	2	3	1	0	6.89	43
5/7	*UAB (L, 4-6)	L	-	2.1	5	4	4	0	3	0	7.46	48

**2020 - SOPHOMORE YEAR**

Date	Opp (Res.)	DEC	QS	IP	H	R	ER	BBSO	HR	ERA	NP	
2/15	ILLINOIS-CHICAGO (W, 7-3)	-	-	1.0	0	0	0	0	2	0	0.00	16
2/19	OAKLAND (W, 17-1)	-	-	2.0	2	0	0	0	2	0	0.00	28
2/22	UCF (L, 3-7)	-	-	1.1	1	0	0	0	2	0	0.00	20
2/25	ALABAMA A&M (W, 10-0)	-	-	1.0	0	0	0	0	2	0	0.00	11
2/28	WRIGHT STATE (W, 7-2)	-	-	1.0	0	0	0	1	1	0	0.00	14
3/8	CHICAGO STATE (W, 9-0)	-	-	1.0	0	0	0	1	2	0	0.00	16
3/10	GEORGIA TECH (L, 2-6)	-	-	1.2	2	1	1	1	1	0	1.00	37

**2021 - JUNIOR YEAR**

Date	Opp (Res.)	DEC	QS	IP	H	R	ER	BB	SO	HR	ERA	NP
2/20	PRESBYTERIAN (W, 6-1)	-	-	1.0	1	0	0	0	1	0	0.00	9
2/24	ALABAMA A&M (W, 33-0)	-	-	1.0	1	0	0	0	0	0	0.00	8
2/26	vs. #25 Oklahoma (L, 3-4 [10])	-	-	2.0	1	0	0	1	3	0	0.00	39
2/28	vs. Texas A&M (W, 6-1)	-	-	1.0	0	0	0	0	1	0	0.00	15
3/7	#18 BOSTON COLLEGE (L, 9-11 [10])	-	-	0.2	0	0	0	0	1	0	0.00	13
4/1	at #1 Arkansas (W, 2-1)	-	-	1.0	1	0	0	0	0	0	0.00	15
4/3	at #1 Arkansas (L, 5-6 [10])	-	-	2.0	2	2	2	1	2	0	2.08	43
4/9	#4 MISSISSIPPI STATE (L, 5-6)	L	-	2.0	1	1	1	1	2	0	2.53	38
4/15	at Alabama (L, 7-8 [10])	L	-	1.0	3	1	1	0	2	0	3.09	26
4/17	at Alabama (L, 9-10)	-	-	0.2	4	3	3	0	1	2	5.11	18
4/20	SAMFORD (W, 6-4)	-	-	1.0	1	0	0	0	2	0	4.72	18
4/25	#10 FLORIDA (W, 10-8 [7])	-	-	1.2	2	2	0	0	2	0	4.20	41
4/30	at #20 Georgia (W, 10-6 [14])	-	-	3.0	4	1	1	0	0	1	4.00	32
5/6	LSU (L, 3-8)	-	-	0.1	0	3	3	3	1	0	5.40	25
5/8	LSU (W, 2-1)	W	-	2.1								

**SUPERLATIVES AND MISCELLANEOUS NOTES**

STARTS BY POSITION	2022 AUBURN & OPPONENT HIGHS			STARTS BY ORDER
<b>STARTING PITCHER</b>	<b>TEAM BATTING</b>	<b>AUBURN</b>	<b>OPPONENT</b>	<b>LEADOFF</b>
	Runs in a game	--	--	
	Runs in an inning	--	--	
<b>CATCHER</b>	Most Hits in a game	--	--	<b>2ND SPOT</b>
	Fewest Hits in a game	--	--	
	Hits in an inning	--	--	
<b>FIRST BASE</b>	2B in a game	--	--	<b>3RD SPOT</b>
	3B in a game	--	--	
	HR in a game	--	--	
<b>SECOND BASE</b>	SB in a game	--	--	<b>CLEANUP</b>
	LOB in a game	--	--	
<b>THIRD BASE</b>	K in a game	--	--	<b>5TH SPOT</b>
	BB in a game	--	--	
<b>SHORTSTOP</b>	<b>TEAM PITCHING</b>	<b>AUBURN</b>	<b>OPPONENT</b>	<b>6TH SPOT</b>
	K in a game	--	--	
	BB in a game	--	--	
<b>LEFT FIELD</b>	Pitchers used	--	--	<b>7TH SPOT</b>
	Total Quality Starts	--	--	
<b>CENTER FIELD</b>	<b>TEAM FIELDING</b>	<b>AUBURN</b>	<b>OPPONENT</b>	<b>8TH SPOT</b>
	Errors in a game	--	--	
	DP turned in a game	--	--	
<b>RIGHT FIELD</b>	<b>IND. BATTING</b>	<b>AUBURN</b>	<b>OPPONENT</b>	<b>9TH SPOT</b>
	Hits in a game	--	--	
<b>DESIGNATED HITTER</b>	Runs in a game	--	--	
	2B in a game	--	--	
	3B in a game	--	--	
	HR in a game	--	--	
	RBI in a game	--	--	
	XBH in a game	--	--	
	SB in a game	--	--	
	BB in a game	--	--	
	HBP in a game	--	--	
	K in a game	--	--	
	Hitting Streak	--	--	
	Consec. G w/HR	--	--	
	<b>IND. PITCHING</b>	<b>AUBURN</b>		
	K by a starter	--	--	
	K by a reliever	--	--	
	BB by a starter	--	--	
	BB by a reliever	--	--	
	IP by a starter	--	--	
	IP by a reliever	--	--	
	<b>MISCELLANEOUS</b>	<b>AUBURN</b>		
	Biggest comeback win	--		
	Biggest blown lead loss	--		
	Largest margin of victory	--		
	Largest margin of defeat	--		
	Longest game, Time	--		
	Longest game, Time (9 inn)	--		
	Shortest game, Time (9 inn)	--		
	Longest game, Innings	--		
	Largest crowd, Home	--		
	Largest crowd, Road	--		
	Largest crowd, Neutral	--		

**PITCHING NOTES**

**2022 BULLPEN BY NUMBERS**

Total App.....	0
Saves/Opp.....	0/0
IR/IRS.....	0/0
BA Against.....	.000
ERA.....	0.00

**SAVES/OPP**

**INHERITED RUNNERS/SCORED**

**1ST BATTER FACED/RETIRED**

**RELIEF ERA**

**AUBURN STARTING PITCHER BREAKDOWN**

Starter	GS	Quality Starts	Run Support	RS/Start	Auburn Record

Auburn Overall Rankings			Auburn SEC-Only Rankings		
Category	Rank	No.	Category	Rank	No.
ERA	--	--	ERA	--	--
Opp BA	--	--	Opp BA	--	--
Hits Allowed	--	--	Hits Allowed	--	--
Walks	--	--	Walks	--	--
Strikeouts	--	--	Strikeouts	--	--

**AUBURN PITCHING BREAKDOWN**

	W-L	ERA	IP	H	R	ER	BB	K	HR	AVG	W-L	ERA	IP	H	R	ER	BB	K	HR	AVG	
STARTERS	--	--	--	--	--	--	--	--	--	--	HOME	--	--	--	--	--	--	--	--	--	--
RELIEVERS	--	--	--	--	--	--	--	--	--	--	ROAD	--	--	--	--	--	--	--	--	--	--
TOTALS	--	--	--	--	--	--	--	--	--	--	NEUT.	--	--	--	--	--	--	--	--	--	--

## HITTING NOTES

### 2022 MULTI-HIT GAMES

2 3 4 5+ Total

### CAREER MULTI-HIT GAMES

	2	3	4	5+	Total
Kason Howell	27	5	-	-	32
Brody Moore	16	5	2	-	23
Cam Hill	7	3	-	-	10
Bryson Ware	7	2	-	-	9
Garrett Farquhar	6	1	-	-	7
Josh Hall	4	1	-	-	5
Nate LaRue	2	-	-	-	2
Brayton Brown	1	-	-	-	1
Ryan Dyal	1	-	-	-	1
Cole Foster	1	-	-	-	1

### 2022 MULTI-RBI GAMES

2 3 4 5+ Total

### CAREER MULTI-RBI GAMES

	2	3	4	5+	Total
Brody Moore	10	-	-	1	11
Kason Howell	3	6	-	1	10
Cam Hill	2	3	1	-	6
Bryson Ware	4	-	2	-	6
Brayton Brown	2	1	-	-	3
Ryan Dyal	2	-	-	-	2
Garrett Farquhar	1	1	1	-	3
Josh Hall	1	1	-	-	2
Nate LaRue	1	-	-	-	1
Bobby Peirce	1	-	-	-	1

### CAREER STARTS

	Career	Consec.
Kason Howell	124	48
Brody Moore	67	4
Bryson Ware	37	3
Cam Hill	30	-
Ryan Dyal	22	-
Garrett Farquhar	15	1
Nate LaRue	13	2
Brayton Brown	11	-
Josh Hall	10	-
Cole Foster	4	-

### TEAM NOTES

Auburn Overall SEC Rankings			Auburn SEC-Only Rankings		
Category	Rank	No.	Category	Rank	No.
Avg.	--	--	Avg.	--	--
Hits	--	--	Hits	--	--
2B	--	--	2B	--	--
HR	--	--	HR	--	--
BB	--	--	BB	--	--

### 2022 AUBURN HOME RUNS

No.	Player (#)	Opponent (Date)	On	Outs	Inn.	Pitcher
-----	------------	-----------------	----	------	------	---------

### HITTING STREAKS

	Current	'22	Career
Brayton Brown	-	-	3
Ryan Dyal	1	-	4
Garrett Farquhar	1	-	3
Cole Foster	-	-	3
Josh Hall	1	-	4
Cam Hill	-	-	4
Kason Howell	-	-	6
Nate LaRue	-	-	2
Brody Moore	-	-	8
Bobby Peirce	-	-	1
Bryson Ware	-	-	6

### REACHED BASE STREAKS

	Current	'22	Career
Brayton Brown	-	-	4
Ryan Dyal	6	-	12
Garrett Farquhar	1	-	4
Cole Foster	-	-	5
Josh Hall	1	-	5
Cam Hill	-	-	8
Kason Howell	6	-	17
Nate LaRue	4	-	3
Brody Moore	-	-	11
Bobby Peirce	-	-	1
Bryson Ware	3	-	6

### BUNT HITS

Player	No.
TOTAL	0

### SAC BUNTS

Player	No.
TOTAL	0

### SAC FLIES

Player	No.
TOTAL	0

### OUTFIELD ASSISTS

Player	No.
TOTAL	0

### PINCH HITS

Player	No.
TOTAL	0

### AUBURN CAREER HOME RUN BREAKDOWN

	1R	2R	3R	GS	Career	Home	Road	Last
Brown	2	--	1	--	3	2	1	3/21/21
Dyal	2	1	--	--	3	2	1	5/7/21
Hill	2	2	--	1	5	5	--	4/25/21
Howell	4	3	1	--	8	2	6	5/20/21
LaRue	2	--	--	--	2	2	--	5/18/21
Moore	1	1	--	--	2	1	1	4/1/21
Ware	2	4	--	--	6	4	2	4/16/21

**AUBURN 2022 GAME-BY-GAME STARTING LINEUPS**

DATE	OPP	1	2	3	4	5	6	7	8	9	SP
2/18	vs. Oklahoma										
2/19	vs. Texas Tech										
2/20	vs. Kansas State										
2/23	Troy										
2/25	Yale										
2/26	Yale										
2/27	Yale										
3/1	Alabama State										
3/2	UAB										
3/4	Rhode Island										
3/5	Rhode Island - Gm 1										
3/5	Rhode Island - Gm 2										
3/6	Rhode Island										
3/8	vs. Tennessee Tech										
3/11	Middle Tennessee										
3/12	Middle Tennessee										
3/13	Middle Tennessee										
3/15	Kennesaw State										
3/17	Ole Miss*										
3/18	Ole Miss*										
3/19	Ole Miss*										
3/22	vs. South Alabama										
3/25	at Texas A&M*										
3/26	at Texas A&M*										
3/27	at Texas A&M*										
3/29	Jacksonville State										
3/31	at LSU*										
4/1	at LSU*										
4/2	at LSU*										
4/5	at UAB										
4/8	Vanderbilt*										
4/9	Vanderbilt*										
4/10	Vanderbilt*										
4/12	Samford										
4/14	at Mississippi State*										
4/15	at Mississippi State*										
4/16	at Mississippi State*										
4/19	Alabama State										
4/22	South Carolina*										
4/23	South Carolina*										
4/24	South Carolina*										
4/26	at Jacksonville State										
4/29	at Tennessee*										
4/30	at Tennessee*										
5/1	at Tennessee*										
5/6	Arkansas*										
5/7	Arkansas*										
5/8	Arkansas*										
5/10	at Troy										
5/13	Alabama*										
5/14	Alabama*										
5/15	Alabama*										
5/17	at Samford										
5/19	at Kentucky*										
5/20	at Kentucky*										
5/21	at Kentucky*										

\* - SEC Game

**AUBURN 2021 GAME-BY-GAME STARTERS**

<b>DATE</b>	<b>OPP</b>	<b>SP</b>	<b>C</b>	<b>1B</b>	<b>2B</b>	<b>3B</b>	<b>SS</b>	<b>LF</b>	<b>CF</b>	<b>RF</b>	<b>DH</b>
2/18	vs. Oklahoma										
2/19	vs. Texas Tech										
2/20	vs. Kansas State										
2/23	Troy										
2/25	Yale										
2/26	Yale										
2/27	Yale										
3/1	Alabama State										
3/2	UAB										
3/4	Rhode Island										
3/5	Rhode Island - Gm 1										
3/5	Rhode Island - Gm 2										
3/6	Rhode Island										
3/8	vs. Tennessee Tech										
3/11	Middle Tennessee										
3/12	Middle Tennessee										
3/13	Middle Tennessee										
3/15	Kennesaw State										
3/17	Ole Miss*										
3/18	Ole Miss*										
3/19	Ole Miss*										
3/22	vs. South Alabama										
3/25	at Texas A&M*										
3/26	at Texas A&M*										
3/27	at Texas A&M*										
3/29	Jacksonville State										
3/31	at LSU*										
4/1	at LSU*										
4/2	at LSU*										
4/5	at UAB										
4/8	Vanderbilt*										
4/9	Vanderbilt*										
4/10	Vanderbilt*										
4/12	Samford										
4/14	at Mississippi State*										
4/15	at Mississippi State*										
4/16	at Mississippi State*										
4/19	Alabama State										
4/22	South Carolina*										
4/23	South Carolina*										
4/24	South Carolina*										
4/26	at Jacksonville State										
4/29	at Tennessee*										
4/30	at Tennessee*										
5/1	at Tennessee*										
5/6	Arkansas*										
5/7	Arkansas*										
5/8	Arkansas*										
5/10	at Troy										
5/13	Alabama*										
5/14	Alabama*										
5/15	Alabama*										
5/17	at Samford										
5/19	at Kentucky*										
5/20	at Kentucky*										
5/21	at Kentucky*										

\* - SEC Game

OVERALL STATS



2021 Auburn Baseball  
Overall Statistics for Auburn (as of May 25, 2021)  
(All games Sorted by Batting avg)



Record: 25-27 Home: 15-14 Away: 9-10 Neutral: 1-3 SEC: 10-20

Player	avg	gp-gs	ab	r	h	2b	3b	hr	rbi	tb	slg%	bb	hp	so	gdp	ob%	sf	sh	sb-att	po	a	e	fld%	
9 Bliss, Ryan	.365	50-50	211	50	77	14	1	15	45	138	.654	23	1	30	5	.428	1	1	6-11	48	128	8	.957	
4 Woley, Rankin	.320	50-50	197	36	63	12	0	10	31	105	.533	24	6	43	1	.404	3	1	1-1	39	95	11	.924	
10 Miller, Tyler	.313	51-51	208	38	65	10	1	16	61	125	.601	15	1	44	4	.354	5	2	3-4	386	11	1	.997	
19 Moore, Brody	.292	49-49	192	25	56	11	0	2	32	73	.380	13	2	26	3	.341	1	0	1-4	74	127	5	.976	
16 Hill, Cam	.270	35-30	111	19	30	6	1	5	22	53	.477	17	0	23	5	.364	1	0	0-0	0	2	0	1.000	
5 Howell, Kason	.260	52-51	177	29	46	12	0	8	30	82	.463	27	8	40	0	.382	0	5	8-13	143	5	1	.993	
8 Ware, Bryson	.254	43-37	138	36	35	6	1	6	26	61	.442	17	3	56	2	.344	2	0	4-5	59	1	0	1.000	
41 Williams, Steven	.247	48-46	174	38	43	9	1	13	36	93	.534	28	2	49	3	.356	1	2	2-3	216	24	2	.992	
1 Ward, Judd	.209	45-44	158	30	33	5	2	4	18	54	.342	20	4	39	3	.308	3	1	0-1	66	2	1	.986	
-----																								
47 Farquhar, Garrett	.375	20-5	32	8	12	4	0	0	7	16	.500	3	1	6	1	.444	0	1	1-1	8	15	1	.958	
2 Hall, Josh	.326	20-10	43	10	14	2	2	0	9	20	.465	3	0	11	0	.347	3	1	5-6	25	1	1	.963	
7 Foster, Cole	.292	15-4	24	5	7	3	0	0	1	10	.417	3	2	9	0	.414	0	0	0-0	3	9	1	.923	
28 LaRue, Nate	.219	16-10	32	8	7	2	0	2	5	15	.469	6	0	8	1	.333	1	0	0-0	89	6	0	1.000	
17 Dyal, Ryan	.200	31-22	70	18	14	2	0	3	7	25	.357	24	1	23	2	.411	0	1	1-1	190	12	1	.995	
3 Brown, Brayton	.200	18-4	25	7	5	1	0	2	8	12	.480	4	1	11	1	.333	0	1	0-0	7	0	1	.875	
6 Peirce, Bobby	.200	8-2	15	3	3	1	0	0	4	4	.267	1	1	5	1	.294	0	0	0-0	1	0	0	1.000	
34 Shenker, John Sam	.190	12-3	21	3	4	1	0	0	2	5	.238	2	1	10	1	.292	0	0	0-0	24	1	0	1.000	
Totals	.281	52	1828	363	514	101	9	86	344	891	.487	230	34	433	33	.368	21	16	32-50	1390	479	45	.976	
Opponents	.261	52	1783	301	466	77	6	58	273	729	.409	196	47	455	42	.346	21	9	39-51	1381	441	52	.972	

LOB - Team (388), Opp (365). DPs turned - Team (53), Opp (39). CI - Team (0), Opp (3). IBB - Team (11), Williams, S. 4, Miller, T. 3, Woley, R. 2, Hill, C. 1, Ward, J. 1, Opp (6). Picked off - Hill, C. 1, Hall, J. 1, Foster, C. 1, Moore, B. 1.

(All games Sorted by Earned run avg)

Player	era	w-l	app	gs	cg	sho	sv	ip	h	r	er	bb	so	2b	3b	hr	b/avg	wp	hp	bk	sfa	sha		
20 Greenhill, Cody	3.28	3-0	13	8	0	0/1	1	49.1	40	22	18	14	43	7	0	7	.221	5	2	1	1	2		
18 Barnett, Mason	5.40	2-4	16	6	0	0/1	1	40.0	39	28	24	21	43	9	0	3	.265	4	8	1	5	2		
44 Owen, Jack	5.47	2-5	11	9	0	0/0	0	51.0	63	33	31	12	46	10	0	6	.300	3	5	1	2	0		
43 Fitts, Richard	5.88	1-3	13	8	0	0/1	1	41.1	38	31	27	15	41	7	1	10	.241	1	0	0	3	0		
45 Gonzalez, Joseph	6.17	2-3	21	5	0	0/1	0	42.1	51	30	29	10	30	8	1	2	.293	5	5	1	1	0		
21 Bright, Trace	6.98	4-4	19	11	0	0/0	0	49.0	53	42	38	18	43	10	1	10	.276	0	4	0	1	0		
-----																								
40 Burkhalter, Blake	1.71	1-0	17	0	0	0/2	0	21.0	14	5	4	16	30	1	0	3	.182	4	3	0	0	0		
26 Mullins, Hayden	2.38	2-0	7	0	0	0/1	0	11.1	10	4	3	4	19	0	0	0	.222	3	1	0	0	0		
33 Morrison, Will	2.75	1-0	18	0	0	0/0	1	19.2	17	7	6	9	15	3	0	1	.239	1	3	0	2	1		
32 Swilling, Carson	3.34	1-2	21	0	0	0/1	2	29.2	28	15	11	14	33	3	1	2	.248	5	4	0	1	1		
29 Skipper, Carson	4.25	2-2	19	0	0	0/2	2	29.2	29	16	14	9	37	4	0	5	.248	6	3	0	1	0		
23 Glavine, Peyton	5.14	1-2	15	2	0	0/1	0	28.0	23	17	16	9	27	5	0	4	.223	0	2	0	0	1		
36 Sokol, Jack	5.40	1-1	5	3	0	0/1	0	11.2	8	7	7	11	9	5	0	1	.222	0	0	0	0	1		
27 Thomas, Seb	6.08	0-1	10	0	0	0/1	0	13.1	13	9	9	6	10	2	0	1	.277	0	2	0	1	1		
14 Fuller, Brooks	8.50	0-0	16	0	0	0/0	0	18.0	24	18	17	17	20	1	1	2	.316	7	3	0	2	0		
28 LaRue, Nate	9.00	0-0	1	0	0	0/0	0	1.0	2	1	1	0	1	0	0	1	.500	0	0	0	0	0		
16 Hill, Cam	19.29	2-0	10	0	0	0/0	0	7.0	14	16	15	11	8	2	1	0	.438	2	2	0	1	0		
Totals	5.24	25-27	52	52	0	4/4	8	463.1	466	301	270	196	455	77	6	58	.261	46	47	4	21	9		
Opponents	6.18	27-25	52	52	0	2/2	12	460.1	514	363	316	230	433	101	9	86	.281	58	34	4	21	16		

PB - Team (9), Dyal, R. 4, Williams, S. 3, LaRue, N. 2, Opp (4). Pickoffs - Team (3), LaRue, N. 1, Gonzalez, J. 1, Burkhalter 1, Opp (4). SBA/ATT - Dyal, R. (22-25), Williams, S. (11-15), Fitts, R. (8-10), LaRue, N. (6-9), Gonzalez, J. (5-6), Sokol, J. (3-5), Owen, J. (4-5), Swilling, C. (4-5), Greenhill, C (3-3), Bright, T. (1-3), Morrison, W. (3-3), Barnett, M. (0-3), Burkhalter (2-2), Glavine, P. (2-2), Mullins, H. (2-2), Skipper, C. (2-2).



**SEC STATS**



**2021 Auburn Baseball  
Conference statistics for Auburn (as of May 22, 2021)  
(SEC games only Sorted by Batting avg)**



Record: 10-20 Home: 4-11 Away: 6-9 SEC: 10-20

Player	avg	gp-gs	ab	r	h	2b	3b	hr	rbi	tb	slg%	bb	hp	so	gdp	ob%	sf	sh	sb-att	po	a	e	fld%	
9 Bliss, Ryan	.366	30-30	131	31	48	9	0	10	30	87	.664	14	1	19	3	.429	1	0	3-6	28	80	5	.956	
4 Woley, Rankin	.325	30-30	117	14	38	5	0	5	16	58	.496	15	3	22	1	.409	2	1	0-0	27	57	6	.933	
19 Moore, Brody	.294	30-30	119	10	35	6	0	1	12	44	.370	5	2	20	0	.333	0	0	1-2	46	82	2	.985	
10 Miller, Tyler	.262	30-30	122	17	32	7	0	8	29	63	.516	11	1	32	2	.321	3	2	1-2	248	4	0	1.000	
5 Howell, Kason	.260	30-30	104	16	27	7	0	6	17	52	.500	10	6	26	0	.358	0	4	2-5	87	2	1	.989	
16 Hill, Cam	.250	23-21	72	13	18	5	0	3	6	32	.444	11	0	15	5	.349	0	0	0-0	0	1	0	1.000	
41 Williams, Steven	.232	27-26	99	19	23	3	1	8	16	52	.525	11	1	32	1	.315	0	2	2-3	116	13	2	.985	
17 Dyal, Ryan	.213	21-16	47	14	10	1	0	3	7	20	.426	16	1	17	2	.422	0	0	0-0	129	10	1	.993	
8 Ware, Bryson	.212	23-17	66	12	14	2	0	3	7	25	.379	6	1	30	1	.284	1	0	1-1	24	0	0	1.000	
1 Ward, Judd	.185	30-29	108	16	20	3	1	2	11	31	.287	9	4	28	3	.270	1	1	0-1	45	1	1	.979	
-----																								
34 Shenker, John Sam	.375	4-1	8	1	3	1	0	0	1	4	.500	0	0	3	0	.375	0	0	0-0	4	0	0	1.000	
6 Peirce, Bobby	.333	2-1	3	0	1	0	0	0	1	1	.333	0	0	0	0	.333	0	0	0-0	0	0	0	.000	
7 Foster, Cole	.273	6-2	11	1	3	2	0	0	0	5	.455	0	1	4	0	.333	0	0	0-0	0	3	0	1.000	
47 Farquhar, Garrett	.200	9-0	10	2	2	0	0	0	1	2	.200	0	0	1	0	.200	0	0	0-0	0	3	0	1.000	
3 Brown, Brayton	.182	7-2	11	3	2	0	0	1	5	5	.455	1	1	5	1	.308	0	0	0-0	3	0	1	.750	
28 LaRue, Nate	.154	7-4	13	3	2	1	0	0	2	3	.231	3	0	5	0	.294	1	0	0-0	29	1	0	1.000	
2 Hall, Josh	.100	8-1	10	2	1	0	0	0	3	1	.100	0	0	6	0	.083	2	1	1-1	5	0	0	1.000	
Totals	.265	30	1051	174	279	52	2	50	164	485	.461	112	22	265	19	.345	11	11	11-21	797	281	27	.976	
Opponents	.282	30	1050	200	296	50	4	35	180	459	.437	117	34	248	24	.368	15	7	27-32	812	253	27	.975	

LOB - Team (223), Opp (226). DPs turned - Team (30), Opp (23). CI - Team (0), Opp (2). IBB - Team (8), Miller, T. 3, Williams, S. 2, Woley, R. 2, Ward, J. 1, Opp (5). Picked off - Moore, B. 1, Hill, C. 1, Foster, C. 1.

**(SEC games only Sorted by Earned run avg)**

Player	era	w-l	app	gs	cg	sho	sv	ip	h	r	er	bb	so	2b	3b	hr	b/avg	wp	hp	bk	sfa	sha		
20 Greenhill, Cody	4.09	1-0	8	5	0	0/0	0	33.0	30	18	15	9	27	3	0	6	.242	3	1	0	1	2		
44 Owen, Jack	4.84	2-4	10	8	0	0/0	0	48.1	55	28	26	10	42	8	0	5	.285	3	5	1	2	0		
43 Fitts, Richard	5.40	1-1	9	5	0	0/1	0	25.0	21	18	15	10	28	5	1	4	.221	0	0	0	3	0		
45 Gonzalez, Joseph	8.56	2-3	12	4	0	0/0	0	27.1	38	27	26	9	15	6	1	2	.330	5	5	0	1	0		
21 Bright, Trace	9.39	1-3	11	5	0	0/0	0	23.0	33	27	24	12	21	8	1	5	.337	0	3	0	1	0		
18 Barnett, Mason	9.70	0-4	11	2	0	0/0	1	21.1	30	26	23	13	25	8	0	3	.345	4	6	1	4	2		
-----																								
36 Sokol, Jack	0.00	0-0	2	0	0	0/0	0	1.2	0	0	0	1	1	0	0	0	.000	0	0	0	0	1		
40 Burkhalter, Blake	1.17	0-0	8	0	0	0/0	0	7.2	3	1	1	7	11	0	0	1	.120	4	1	0	0	0		
27 Thomas, Seb	2.45	0-0	2	0	0	0/0	0	3.2	2	1	1	2	1	0	0	0	.154	0	0	0	0	0		
33 Morrison, Will	2.93	1-0	13	0	0	0/0	1	15.1	12	6	5	7	11	2	0	0	.218	0	3	0	1	1		
32 Swilling, Carson	4.91	0-2	14	0	0	0/0	2	18.1	24	14	10	13	21	2	1	1	.324	5	4	0	1	1		
29 Skipper, Carson	5.59	2-2	12	0	0	0/1	2	19.1	22	14	12	7	23	4	0	4	.278	5	3	0	1	0		
23 Glavine, Peyton	5.93	0-1	8	1	0	0/0	0	13.2	14	10	9	5	14	3	0	3	.259	0	1	0	0	0		
14 Fuller, Brooks	6.75	0-0	7	0	0	0/0	0	6.2	8	5	5	8	7	1	0	1	.296	3	1	0	0	0		
16 Hill, Cam	18.00	0-0	2	0	0	0/0	0	1.0	2	3	2	3	1	0	0	0	.400	0	0	0	0	0		
26 Mullins, Hayden	54.00	0-0	1	0	0	0/0	0	0.1	2	2	2	1	0	0	0	0	.667	2	1	0	0	0		
Totals	5.96	10-20	30	30	0	1/1	6	265.2	296	200	176	117	248	50	4	35	.282	34	34	2	15	7		
Opponents	5.05	20-10	30	30	0	2/2	10	270.2	279	174	152	112	265	52	2	50	.265	25	22	2	11	11		

PB - Team (5), Dyal, R. 4, Williams, S. 1, Opp (2). Pickoffs - Team (1), Burkhalter 1, Opp (3). SBA/ATT - Dyal, R. (16-18), Williams, S. (10-11), Fitts, R. (7-8), Owen, J. (4-5), Gonzalez, J. (3-4), Swilling, C. (3-4), Greenhill, C. (3-3), Morrison, W. (2-2), Glavine, P. (2-2), Bright, T. (1-2), LaRue, N. (1-2), Skipper, C. (1-1), Burkhalter (1-1).

**GAME SUMMARY**



**2021 Auburn Baseball  
Games Summary for Auburn (as of Feb 17, 2022)  
(All games)**



Score by innings	1	2	3	4	5	6	7	8	9	EX	Total
Auburn	57	35	36	49	44	34	36	47	16	9	363
Opponents	32	35	37	29	30	35	30	33	30	10	301

**Record when ...**

Overall	25-27	After 6 leading	20-7
Conference	10-20	..... trailing	1-17
Non-Conference	15-7	..... tied	4-3
Home games	15-14	After 7 leading	19-4
Away games	9-10	..... trailing	1-15
Neutral site	1-3	..... tied	3-7
Day games	14-15	After 8 leading	20-3
Night games	11-12	..... trailing	0-19
vs Left starter	7-11	..... tied	3-4
vs Right starter	18-16		
1-Run games	7-10	Hit 0 home runs	6-7
2-Run games	4-6	... 1 home run	5-8
5+Run games	10-8	... 2+ home runs	14-12
Extra innings	3-5		
Shutouts	4-2	Opponent 0 home runs	10-8
		..... 1 home run	9-7
Scoring 0-2 runs	3-6	..... 2+ HRs	6-12
..... 3-5 runs	3-9		
..... 6-9 runs	11-10	Made 0 errors	10-7
..... 10+ runs	8-2	.... 1 error	9-16
		.... 2+ errors	6-4
Opponent 0-2 runs	11-1		
..... 3-5 runs	7-3	Opp. made 0 errors	6-14
..... 6-9 runs	7-16	..... 1 error	8-11
..... 10+ runs	0-7	..... 2+ errors	11-2
Scored in 1st inning	14-12	Out-hit opponent	20-5
Opp. scored in 1st	4-10	Out-hit by opponent	4-20
Scores first	22-10	Hits are tied	1-2
Opp. scores first	3-17		

**Record when team scores:**

Runs	0	1	2	3	4	5	6	7	8	9	10+
W-L	0-2	0-1	3-3	1-2	0-3	2-4	5-6	2-1	2-0	2-3	8-2

**Record when opponent scores:**

Runs	0	1	2	3	4	5	6	7	8	9	10+
W-L	4-0	6-1	1-0	2-0	3-3	2-0	3-7	3-4	1-4	0-1	0-7

**Record when leading after:**

Inn.	1	2	3	4	5	6	7	8
W-L	13-6	14-7	18-7	19-8	20-7	20-7	19-4	20-3

**Record when trailing after:**

Inn.	1	2	3	4	5	6	7	8
W-L	1-6	3-10	3-13	2-14	1-15	1-17	1-15	0-19

**Record when tied after:**

Inn.	1	2	3	4	5	6	7	8
W-L	11-15	8-10	4-7	4-5	4-5	4-3	3-7	3-4

Current losing streak: 2  
 Longest winning streak: 5  
 Longest losing streak: 6

Home attendance : 31981 ( 29 dates avg = 1102 )  
 Away attendance : 70780 ( 23 dates avg = 3077 )  
 Total attendance: 102761 ( 52 dates avg = 1976 )

# TV/RADIO ROSTER



1 BLAKE RAMBUSCH



2 JOSH HALL



3 BRAYTON BROWN



4 BRODY MOORE



5 KASON HOWELL



6 RYAN DYAL



7 COLE FOSTER



8 BRYSON WARE



9 CADE GRANZOW



11 GARRETT FARQUHAR



13 BEN SCHORR



14 BROOKS FULLER



16 CAM HILL



17 SONNY DICHIARO



18 MASON BARNETT



19 BROOKS CARLSON



20 HAYDEN MULLINS



21 TRACE BRIGHT



22 GARRETT WADE



23 PARKER CARLSON



27 BOBBY PEIRCE



28 NATE LARUE



29 CARSON SKIPPER



31 MIKE BELLO



32 CARSON SWILLING




34 BEN BOSSE



37 MASON LAND



40 BLAKE BURKHALTER




41 JOHN ARMSTRONG



43 CHASE ISBELL



44 GRANT NEWTON




45 JOSEPH GONZALEZ



46 CHASE ALLSUP



47 TOMMY SHEEHAN



50 JAKE WYANDT



51 LUKE BURK



52 JORDAN ARMSTRONG



54 KONNER COPELAND



57 TYLER DRABICK



72 BRODY MOSS



30 BUTCH THOMPSON



35 KARL NONEMAKER



39 GABE GROSS



15 TIM HUDSON