



2022 AUBURN SOFTBALL

#WarEagle | 16 All-Americans • Two SEC Tournament Championships • 2015, 2016 Women's College World Series

Softball Contact | Taylor Shirey • @taylor_shirey14 • trs0010@auburn.edu • (C) 334-750-0710

Auburn Athletics Communications | 392 South Donahue Drive • Auburn, AL 36830 • AuburnTigers.com • @AuburnSoftball

2022 SCHEDULE/RESULTS

Date	Opponent	Time/Network/Result
Feb. 11	! SETON HALL	W, 10-3
Feb. 11	! ST. JOHN'S	W, 14-0 (5)
Feb. 12	! ST. JOHN'S	W, 9-0 (5)
Feb. 12	! SETON HALL	W, 9-1 (5)
Feb. 13	! UMASS LOWELL	W, 8-0 (5)
Feb. 17	S vs. Texas Tech	11:30 a.m.(#)
Feb. 18	S vs. Wisconsin	10:30 a.m.(?)
Feb. 18	S vs. #11/9 Texas	3 p.m.(~)
Feb. 19	S vs. #3/3 UCLA	9 a.m.(u)
Feb. 20	S RV/RV USF	11 a.m.(?)
Feb. 23	at Jacksonville State	5 p.m.
Feb. 25	^ ULM	2:30 p.m.
Feb. 25	^ SYRACUSE	5 p.m.
Feb. 26	^ DELAWARE STATE	2:30 p.m.(+)
Feb. 26	^ BRADLEY	5 p.m.(+)
Feb. 27	^ SYRACUSE	11:30 a.m.(+)
Feb. 27	^ ULM	2 p.m.(+)
Mar. 2	at Georgia State	5 p.m.
Mar. 4	& NORTH CAROLINA A&T	3 p.m.
Mar. 4	& TOLEDO	5:30 p.m.
Mar. 5	& TOLEDO	3 p.m.
Mar. 5	& NORTH CAROLINA A&T	5:30 p.m.
Mar. 6	& CHATTANOOGA	12:30 p.m.(+)
Mar. 9	at Alabama State	TBA
Mar. 11	* TEXAS A&M	6 p.m.(+)
Mar. 12	* TEXAS A&M	6 p.m.
Mar. 13	* TEXAS A&M	1 p.m.(+)
Mar. 16	at Kennesaw State	5:30 p.m.
Mar. 19	* SOUTH CAROLINA	1 p.m.(+)
Mar. 20	* SOUTH CAROLINA	5 p.m.
Mar. 21	* SOUTH CAROLINA	6 p.m.
Mar. 23	ALABAMA STATE	6 p.m.(+)
Mar. 25	* at Kentucky	5 p.m.
Mar. 26	* at Kentucky	12 p.m.
Mar. 27	* at Kentucky	12 p.m.
Apr. 1	* FLORIDA	6 p.m.(+)
Apr. 2	* FLORIDA	2 p.m.
Apr. 3	* FLORIDA	1 p.m.(+)
Apr. 6	GEORGIA STATE	6 p.m.(+)
Apr. 8	* at Arkansas	TBA
Apr. 9	* at Arkansas	4 p.m.
Apr. 10	* at Arkansas	TBA
Apr. 13	at Mercer	5 p.m.
Apr. 15	NIAGARA	2 p.m.(+)
Apr. 15	NIAGARA	4:30 p.m.(+)
Apr. 16	NIAGARA	1 p.m.(+)
Apr. 19	JACKSONVILLE STATE	6 p.m.(+)
Apr. 20	CHATTANOOGA	4 p.m.(+)
Apr. 22	* at Mississippi State	5:30 p.m.
Apr. 23	* at Mississippi State	4 p.m.
Apr. 24	* at Mississippi State	TBA
Apr. 29	* GEORGIA	6 p.m.(+)
Apr. 30	* GEORGIA	6 p.m.(+)
May 1	* GEORGIA	1 p.m.(+)
May 6	* at Tennessee	5 p.m.
May 7	* at Tennessee	10:30 a.m.
May 8	* at Tennessee	TBA
May 10-14	% SEC Tournament	TBA
May 20-22	NCAA Regionals	TBA
May 27-30	NCAA Super Regionals	TBA
June 2-10	Women's College World Series	TBA

BOLD indicates home contest | All times listed in Central and subject to change

* - Southeastern Conference Game

! - Tiger Invitational (Auburn, Ala.) | S - St. Pete Clearwater Elite Invitational Presented by Wilson (Clearwater, Fla.) | ^ - Plainsman Invite (Auburn, Ala.) | & - Jane B. Moore Memorial (Auburn, Ala.) | % - SEC Tournament (Gainesville, Fla.)

+ - SEC Network + | # - SEC Network | = - ESPN2 | u - ESPNU | ? - ESPN+

ST. PETE CLEARWATER ELITE INVITATIONAL

AUBURN TIGERS

RECORD: 5-0 (0-0 SEC)

RANKINGS: RV NFCA | #25 USA Softball | NR DI Softball | NR Softball America

HEAD COACH: Mickey Dean (Elon, 1987)

CAREER RECORD: 606-245 (16th Season)

RECORD AT AUBURN: 128-73 (5th Season)



TEXAS TECH RED RAIDERS

RECORD: 3-1 (0-0 BIG 12)

RANKINGS: NR NFCA | NR USA Softball | NR DI Softball | NR Softball America

HEAD COACH: Sami Strinz-Ward (LMU, 2004)

CAREER RECORD: 266-365-1 (14th Season)

RECORD AT TEXAS TECH: 24-27 (2nd Season)



WISCONSIN BADGERS

RECORD: 3-3 (0-0 BIG TEN)

RANKINGS: NR NFCA | NR USA Softball | NR DI Softball | NR Softball America

HEAD COACH: Yvette Healy (DePaul, 1999)

CAREER RECORD: 466-391-2 (18th Season)

RECORD AT WISCONSIN: 335-291-1 (12th Season)



TEXAS LONGHORNS

RECORD: 4-1 (0-0 BIG 12)

RANKINGS: #11 NFCA | #9 USA Softball | #10 DI Softball | #11 Softball America

HEAD COACH: Mike White (Mt. Mercy, 1989)

CAREER RECORD: 560-146-2 (13th Season)

RECORD AT TEXAS: 117-35 (4th Season)



UCLA BRUINS

RECORD: 4-1 (0-0 PAC 12)

RANKINGS: #3 NFCA | #3 USA Softball | #4 DI Softball | #3 Softball America

HEAD COACH: Kelly Inouye-Perez (UCLA, 1993)

CAREER RECORD: 676-181-1 (16th Season)

RECORD AT UCLA: 676-181-1 (16th Season)



USF BULLS

RECORD: 3-1 (0-0 AMERICAN)

RANKINGS: RV NFCA | RV USA Softball | NR DI Softball | NR Softball America

HEAD COACH: Ken Eriksen (South Florida, 1984)

CAREER RECORD: 1,013-522-1 (25th Season)

RECORD AT USF: 1,013-522-1 (25th Season)



HOW TO WATCH

TELEVISION: SEC Network [Thursday]
ESPN+ [Friday/Sunday]
Longhorn Network [Friday]
ESPNU [Saturday]

LOCATION: Clearwater, Fla.
STADIUM: Eddie C. Moore Complex (100+)

TALENT: Tiffany Green & Madison Shipman
Mark Neely & Danielle Lawrie
Mike Couzens & Kayla Braud
Drew Carter & Jenny Dalton-Hill

WEATHER FORECAST

THURSDAY: 79 Degrees - Sunny (0%)
FRIDAY: 74 Degrees - Partly Cloudy (20%)
SATURDAY: 67 Degrees - Showers (40%)
SUNDAY: 75 Degrees - Partly Cloudy (20%)

RADIO: JJ Jackson
Auburn Sports Network
95.9 WTGZ or 99.9 WQNR

BY THE NUMBERS

50 Combining for 50 strikeouts over opening weekend, Maddie Penta (27) and Shelby Lowe (23) rank first and second, respectively, in total strikeouts in the SEC. The duo helped Auburn to a 0.52 ERA, the seventh lowest in the country.

6 Six of sophomore Sydney Cox's base hits over opening weekend went for extra bases. Cox leads the SEC with four doubles while her 1.214 slugging percentage is good for fourth in the SEC.

15 Sophomore Shelby Lowe became just the 15th Tiger in program history to surpass 200 career strikeouts. She is on pace to move into the top 10 in Auburn career history for strikeouts by the end of her sophomore season.

#WarEagle



AuburnTigers.com



@AuburnSoftball

| @AuburnTigers



/AuburnSoftball
/AuburnTigers

TEAM SCHEDULE AND MEDIA AVAILABILITY » WEEK OF FEB. 14-20

MONDAY Feb. 14	TUESDAY Feb. 15	WEDNESDAY Feb. 16	THURSDAY Feb. 17	FRIDAY Feb. 18	SATURDAY Feb. 19	SUNDAY Feb. 20
OFF DAY	PRACTICE 3-7 p.m. CT Jane B. Moore Field	TRAVEL DAY	GAME 11:30 a.m. CT vs. Texas Tech	GAME 10:30 a.m. CT vs. Wisconsin 3 p.m. CT vs. Texas	GAME 9:00 a.m. CT vs. UCLA	GAMES 11:00 a.m. CT vs. South Florida
NO INTERVIEWS	WEEKLY MEDIA AVAILABILITY	NO INTERVIEWS	INTERVIEWS POSTGAME	INTERVIEWS POSTGAME	INTERVIEWS POSTGAME	INTERVIEWS POSTGAME

AUBURN ATHLETICS COMMUNICATIONS

AUBURNTIGERS.COM

For updated game notes, statistics, safety protocols and latest information on Auburn softball and Auburn Athletics, visit AuburnTigers.com.

INTERVIEW POLICY

Coach Dean, assistant coaches and select student-athletes are available for interviews by contacting Taylor Shirey in the communications office. All interviews during the week will be conducted via phone or through ZOOM. Weekly media availabilities will be conducted approximately prior to Tuesday practices throughout the season unless otherwise specified. ZOOM information will be emailed to the media on Mondays. Specific interview request should be made at least 24 hours in advance to ensure availability.

Postgame interviews with Coach Dean and requested players will be conducted in-person following a brief cool-down period. Media will be directed to enter the stands behind home plate to conduct socially-distanced interviews. Student-athletes and coaches will remain on the field. No media will have field access.

CREDENTIALS

Media members wishing to cover Auburn softball should contact Taylor Shirey at least 24 hours prior to each home contest. All credentials will be issues on a game-by-game basis. No passes will be issued in advance. Credentials will be available for pick up on game days at Media Will Call located at the main entrance of Jane B. Moore Field. Due to Auburn University's current COVID-19 policies, all persons must wear masks indoors regardless of vaccine status, including the press box at Jane B. Moore Field. Windows inside the press box will be open at all times, regardless of weather. Please dress accordingly. No media will have access to field level at any time. All media policies are subject to change throughout the regular season based on the university's COVID-19 policies and procedures.

GAME DAY / PRESS SERVICES

Press releases, statistics and game information will be available each week via AuburnTigers.com/Softball. Media members may request to be added to email lists to automatically receive up-to-date information on Auburn softball. Notes and statistics will be available digitally. A limited number of printed copies of lineups and box scores will be available on game days. Wireless internet is available in the press box. Contact Taylor Shirey for password information. Pool photos, video highlights and recordings of the post-game Zoom interviews will also be posted to the SEC FTP site and ImagenCloud.

VIDEO SERVICES

FTP feeds of selected Auburn softball highlights are available for the media. A number of studio and satellite services may be arranged for electronic media by emailing Teresa Turner at tmt0052@auburn.edu.

PHOTOGRAPHY

For photos of Auburn softball or Auburn Athletics, contact Taylor Shirey via email at trs0010@auburn.edu. Credentials to shoot Auburn softball will be issues to only accredited photographers on assignment. Photographers may only shoot in the designated areas.

QUICK FACTS

UNIVERSITY INFORMATION

City _____ Auburn, Ala.
 Founded _____ 1856
 Enrollment _____ 29,776
 Nickname _____ Tigers
 Colors _____ Burnt Orange & Navy Blue
 Affiliation _____ NCAA Division I
 Conference _____ Southeastern (SEC)
 Stadium (Capacity) _____ Jane B. Moore Field (2,316)
 President _____ Dr. Jay Gouge
 Athletic Director _____ Allen Greene

TEAM INFORMATION

Letterwinners Returning/Lost _____ 20/11
 Starters Returning/Lost _____ 4/5
 Pitchers Returning/Lost _____ 4/1
 Newcomers _____ 8
 2021 Overall Record _____ 27-24
 2021 Conference Record/Finish _____ 7-17/12th

PROGRAM HISTORY

First Year of Softball _____ 1997
 All-Time Record _____ 895-585-2 (.605)
 at Jane B. Moore Field (1998-Present) _____ 444-190-1 (.700)
 at AU City Complex (1997-98) _____ 18-18 (.500)
 Total Home Record _____ 462-208-1 (.689)
 All-Time SEC Record _____ 308-344 (.472)
 SEC Tournament Appearances _____ 20
 SEC Tournament Record _____ 21-25 (.457)
 NCAA Tournament Appearances _____ 16
 NCAA Tournament Record _____ 33-34 (.493)

STAFF INFORMATION

Head Coach _____ Mickey Dean (Elon, 1987)
 Career Softball Record _____ 606-245 (.712) / 16th Season
 Record at Auburn _____ 128-73 (.637) / 5th Season
 Assistant Coach _____ Eugene Lenti
 Assistant Coach _____ Emily Carosone
 Volunteer Assistant _____ Krista Harrell
 Director of Operations _____ Leisa Lee

MEDIA INFORMATION

Associate AD/Communications _____ Kirk Sampson
 Assistant Director/Softball Contact _____ Taylor Shirey
 Email _____ trs0010@auburn.edu
 Phone _____ 334-750-0710
 Mailing Address _____ Auburn Athletics Complex
 _____ 392 S. Donahue Dr.
 Website _____ AuburnTigers.com
 Facebook _____ Facebook.com/AuburnSoftball
 Twitter/Instagram _____ @AuburnSoftball

GAMEDAY EXPERIENCE: JANE B. MOORE FIELD

» Jane B. Moore Field enters its 24th season hosting the Auburn softball program. On April, 26, 2003, the Auburn Softball Complex was renamed Jane B. Moore Field in honor of Dr. Jane Moore who served more than 20 years as a member of Auburn's Committee on Intercollegiate Athletics. The complex holds dimensions of 201 feet at the corners and 220 feet in straight-away center field.



2022 ROSTER

NUMERICAL ROSTER

No.	Name	Pos.	Ht.	B/T	Year	Hometown (High School/Previous School)
00	Aspyn Godwin	C/OF	5-8	R/R	Sr.	Silverhill, Ala. (Daphne)
1	Samantha Yarbrough	RHP	5-6	R/R	Sr.	Fairhope, Ala. (South Alabama)
2	Sydney Cox	UTL	5-3	L/R	So.	Asheboro, N.C. (Asheboro)
3	Paige Geraghty	OF	5-8	L/R	So.	Frankfort, Ill. (Lincoln-Way East)
5	Lindsey Garcia	INF	5-5	R/R	Jr.	Coral Springs, Fla. (Coral Springs Charter)
7	Denver Bryant	INF	5-6	R/R	So.	Albany, Ga. (Dougherty)
9	Maddie Penta	RHP	6-2	R/R	So.	Chesapeake City, Md. (Bohemia Manor)
10	Makayla Packer	UTL	5-8	R/R	So.	Chattanooga, Tenn. (Baylor School)
11	Maddie Majors	OF/1B	5-8	L/R	Jr.	Birmingham, Ala. (Spain Park)
12	Carlee McCondichie	UTL	5-7	L/R	Jr.	Birmingham, Ala. (Gardendale)
13	Nelia Peralta	INF	5-6	R/R	Fr.	Wellington, Fla. (Wellington)
17	Maia Engelkes	INF	5-11	R/R	Jr.	Sioux Falls, S.D. (Harrisburg)
18	Riley McNemar	INF	5-5	R/R	Fr.	Galena, Kan. (Galena)
20	Abbey Smith	OF	5-8	L/R	Fr.	Austin, Texas (James Bowie)
21	Aubrie Lisenby	C/IF	5-7	R/R	Fr.	Wentzille, Mo. (St. Dominic)
24	Reena Falisi	OF	5-0	L/L	So.	Gainesville, Fla. (Oak Hall)
25	Kenadie Cooper	OF	5-7	R/R	Fr.	Newnan, Ga. (East Coweta)
31	Kelsey Schmidt	OF	5-6	R/R	So.	Maineville, Ohio (Little Miami)
34	KK Dismukes	RHP	5-11	R/R	Jr.	Holtville, Ala. (Holtville)
55	Shelby Lowe	LHP	5-9	R/L	So.	Carrollton, Ala. (Pickens Academy)
77	Bri Ellis	INF	5-10	R/R	Fr.	Houston, Texas (Memorial)
99	Rose Roach	INF	5-6	L/R	Fr.	Elburn, Ill. (Kaneland)

ALPHABETICAL ROSTER

No.	Name	Pos.
22	Jessie Blaine	C
7	Denver Bryant	INF
25	Kenadie Cooper	OF
2	Sydney Cox	UTL
34	KK Dismukes	RHP
77	Bri Ellis	INF
17	Maia Engelkes	INF
24	Reena Falisi	OF
5	Lindsey Garcia	INF
3	Paige Geraghty	OF
00	Aspyn Godwin	C/OF
21	Aubrie Lisenby	C/INF
55	Shelby Lowe	LHP
11	Maddie Majors	OF/1B
12	Carlee McCondichie	UTL
18	Riley McNemar	INF
10	Makayla Packer	UTL
9	Maddie Penta	RHP
13	Nelia Peralta	INF
99	Rose Roach	INF
31	Kelsey Schmidt	OF
20	Abbey Smith	OF
1	Samantha Yarbrough	RHP

COACHING STAFF

HEAD COACH | MICKEY DEAN (FIFTH SEASON)

ASSISTANT COACH | EUGENE LENTI (THIRD SEASON)

ASSISTANT COACH | EMILY CAROSONE (SECOND AS ASSISTANT COACH | FOURTH OVERALL)

VOLUNTEER ASSISTANT COACH | KRISTA HARRELL (FIRST AS VOLUNTEER ASSISTANT | THIRD OVERALL)

DIRECTOR OF OPERATIONS | LEISA LEE (THIRD SEASON)

BY CLASS

FRESHMEN (8)

Jessie Blaine, Kenadie Cooper, Bri Ellis, Aubrie Lisenby, Riley McNemar, Nelia Peralta, Rose Roach, Abbey Smith

SOPHOMORES (8)

Denver Bryant, Sydney Cox, Reena Falisi, Paige Geraghty, Shelby Lowe, Makayla Packer, Maddie Penta, Kelsey Schmidt

JUNIORS (5)

KK Dismukes, Maia Engelkes, Lindsey Garcia, Maddie Majors, Carlee McCondichie

SENIORS (2)

Aspyn Godwin, Samantha Yarbrough

PRONUNCIATION GUIDE

KENADIE Cooper _____ ken-a-dee

MAIA ENGELKES _____ MY-uh INGLE-keys

REENA FALISI _____ REE-na fa-LEE-sea

Paige GERAGHTY _____ GARE-uh-tee

ASPYN Godwin _____ AS-pen

Aubrie LISENBY _____ liz-IN-bee

Carlee MCCONDICHIE _____ ma-con-da-SHEE

Riley MCNEMAR _____ mick-NEEM-er

NELIA Peralta _____ NELL-ee-uh

Samantha YARBROUGH _____ YAR-bro-oh

INSIDE THE MATCHUP

AUBURN	VALUE
Batting Average	.424
Hits	50
Runs per Game	10.0
Extra-Base Hits	25
RBI	42
Slugging Percentage	.814
On-Base Percentage	.493
Stolen Bases	11-12
ERA	0.52
Shutouts	3
Walks	3
Strikeouts	50
Batting Average Against	.126
Fielding Percentage	.960

TEXAS TECH	VALUE
Batting Average	.233
Hits	24
Runs per Game	4.0
Extra-Base Hits	10
RBI	16
Slugging Percentage	.447
On-Base Percentage	.325
Stolen Bases	7-7
ERA	1.68
Shutouts	2
Walks	12
Strikeouts	21
Batting Average Against	.167
Fielding Percentage	.957

WISCONSIN	VALUE
Batting Average	.176
Hits	26
Runs per Game	4.2
Extra-Base Hits	7
RBI	22
Slugging Percentage	.236
On-Base Percentage	.305
Stolen Bases	4-7
ERA	3.87
Shutouts	0
Walks	11
Strikeouts	32
Batting Average Against	.265
Fielding Percentage	.940

TEXAS	VALUE
Batting Average	.274
Hits	34
Runs per Game	6.0
Extra-Base Hits	13
RBI	26
Slugging Percentage	.500
On-Base Percentage	.405
Stolen Bases	5-5
ERA	1.27
Shutouts	3
Walks	5
Strikeouts	28
Batting Average Against	.175
Fielding Percentage	.951

UCLA	VALUE
Batting Average	.366
Hits	45
Runs per Game	9.6
Extra-Base Hits	13
RBI	42
Slugging Percentage	.569
On-Base Percentage	.451
Stolen Bases	7-7
ERA	0.75
Shutouts	4
Walks	6
Strikeouts	34
Batting Average Against	.165
Fielding Percentage	.951

SOUTH FLORIDA	VALUE
Batting Average	.284
Hits	29
Runs per Game	5.8
Extra-Base Hits	7
RBI	20
Slugging Percentage	.402
On-Base Percentage	.353
Stolen Bases	9-11
ERA	4.00
Shutouts	0
Walks	13
Strikeouts	30
Batting Average Against	.221
Fielding Percentage	.967

PROBABLE AUBURN STARTERS

POS.	NO.	NAME	CL.	B/T	AVG.	GP-GS	AB	R	H	2B	3B	HR	RBI	SLG%	OB%
C	21	Aubrie Lisenby	Fr.	R/R	.500	3-3	8	2	4	3	0	0	3	.875	.556
1B	77	Bri Ellis	Fr.	R/R	.556	4-3	9	3	5	2	0	2	4	1.444	.556
2B	7	Denver Bryant	So.	R/R	.556	5-5	9	3	5	0	1	1	4	1.111	.600
3B	2	Sydney Cox	So.	L/R	.571	5-5	14	6	8	4	1	1	7	1.214	.625
SS	13	Nelia Peralta	Fr.	R/R	.417	5-5	12	3	5	0	0	1	6	.667	.385
LF	12	Carlee McCondichie	Jr.	L/R	.667	5-5	9	5	6	0	1	0	5	.889	.727
CF	10	Makayla Packer	So.	R/R	.455	5-5	11	7	5	1	1	2	5	1.273	.600
RF	5	Lindsey Garcia	Jr.	R/R	.417	5-5	12	5	5	0	1	0	4	.583	.500
DP	22	Jessie Blaine	Fr.	R/R	.300	4-4	10	2	3	1	0	0	1	.400	.300

POS.	NO.	NAME	CL.	ERA	W-L	APP-GS	CG-SHO	SV	IP	H	R	ER	BB	SO	AVG.
LHP	55	Shelby Lowe	So.	0.00	3-0	3-3	2-1	0	13.0	5	1	0	0	23	.109
RHP	4	Maddie Penta	So.	1.00	2-0	3-2	2-1	0	14.0	7	3	2	3	27	.143

RHP	34	KK Dismukes	Jr.	1.50	3-2	24-2	0-0	4	60.2	56	23	13	27	54	.247
RHP	1	Samantha Yarbrough	Sr.	6.10	1-1	5-1	0-0	0	10.1	10	9	9	9	14	.244

2022 AUBURN HONOR ROLL

SYDNEY COX, SO., UTL

- Tiger Invitational All-Tournament Team

SHELBY LOWE, SO., LHP

- D1 Softball SEC Pitcher of the Week [Feb. 15]
- SEC Co-Pitcher of the Week [Feb. 14]
- Tiger Invitational All-Tournament Team
- Preseason All-SEC Team
- D1 Softball Preseason SEC Player Rankings [No. 16]
- Extra Inning Softball: Extra Elite 100 College Player Rankings [No. 82]

CARLEE MCCONDICHIE, JR., UTL

- Tiger Invitational All-Tournament Team

MAKAYLA PACKER, SO., UTL

- Tiger Invitational All-Tournament Team

MADDIE PENTA, SO., RHP

- Tiger Invitational All-Tournament Team

PLAYER TO WATCH: SYDNEY COX

» Entering the weekend on a five-game hit streak, sophomore Sydney Cox leads the Tigers with eight hits, six of which have gone for extra bases. Cox currently leads the SEC in doubles while ranking second in hits, third in RBI, fifth in runs scored and slugging percentage and eighth in batting average.



NOTEBOOK

FIRST PITCH

» After opening the season with dominating performances both at the plate and in the circle, Auburn softball faces its next challenge, including a pair of top 25 opponents, at the St. Pete Clearwater Elite Invitational.

» Auburn opens the tournament on Thursday at an 11:30 a.m. contest versus Texas Tech. The Tigers return to the diamond on Friday with a doubleheader against Wisconsin followed by No. 3 Texas. First pitches are scheduled for 10:30 a.m. CT and 3 p.m. CT, respectively. On Saturday, Auburn is slated to face No. 3 UCLA at 9 a.m. CT. Auburn closes the tournament on Sunday with an 11 a.m. first pitch against South Florida.

» All five contests will be broadcasted over the ESPN Family of Networks. Auburn will be featured on the SEC Network, ESPNU, the Longhorn Network and ESPN+ during its five-game slate. Tiffany Green, Madison Shipman, Mark Neely, Danielle Lawrie, Mike Couzens, Kayla Braud, Drew Carter and Jenny Dalton-Hill will split television coverage during the tournament.

» Fans can also catch JJ Jackson with the radio call on the Auburn Sports Network for all five contests.

AN AUBURN WIN WOULD...

» Be Auburn's sixth consecutive win to start the season.

INSIDE THE SERIES: TEXAS TECH

» Auburn and Texas Tech are meeting for just the fourth time in program history. Auburn leads the all-time series, 2-1 with wins in 2005 and 2010.

» The two teams last met in Auburn on Feb. 16, 2019 with Texas Tech edging out the Tigers, 5-4. Auburn holds a 2-0 record in games played at neutral sites.

INSIDE THE SERIES: WISCONSIN

» Auburn and Wisconsin have met on the diamond four times previously. The Badgers lead the series, 3-1. The last meeting between the two squads came on Feb. 22, 2018 in Cathedral City, Calif., as Wisconsin notched a 3-2 victory.

» Auburn's lone win in the series came on Feb. 14, 2010 in Tempe Arizona as the Tigers shut out Wisconsin, 7-0.

INSIDE THE SERIES: TEXAS

» In its first top-25 test of the season, Auburn will face

Texas for just the second time in school history. Auburn competed in the 2012 Austin Regional and fell to the host Longhorns, 6-1, on May 19.

INSIDE THE SERIES: UCLA

» UCLA and Auburn have met four times previously with two of those meetings coming during the Women's College World Series. Auburn holds a 3-1 advantage in the series.

» UCLA picked up its first win over the Tigers in the last meeting between the two squads as the Bruins took an 11-1 victory in five innings on Feb. 23, 2020 as part of the Mary Nutter Invitational.

INSIDE THE SERIES: USF

» The team in its tournament draw that Auburn has the most history with is USF as the two squads have met 10 times previously. Auburn holds a 7-3 advantage in the series history, and has won the last six meetings dating back to 2005. Auburn has shut out the Bulls in its last three meetings.

» The two teams last met on the diamond on March 17, 2017 in Tampa with Auburn coming away with a 4-0 victory.

LOWE EARNS FIRST SEC PITCHER OF THE WEEK HONOR

» Picking up right where she left off, Shelby Lowe turned in a dominating performance in the circle to jump start her sophomore campaign, earning Southeastern Conference Co-Pitcher of the Week honors in the process.

» The league office announced Lowe as co-winner of the award with Tennessee's Ashley Rogers on Monday. The award is Lowe's first Pitcher of the Week accolade. Lowe was a two-time SEC Freshman of the Week winner last season. Lowe is Auburn's first SEC Pitcher of the Week honoree since her teammate Samantha Yarbrough won the award on March 2, 2020.

» The Carrollton, Ala., native started three games in the circle, picking up victories in each. Lowe did not allow a single earned run over opening weekend to post a 0.00 earned run average. In her 13.0 total innings of work, Lowe allowed just five hits and one unearned run. Lowe struck out a total of 23 batters and did not issue a walk. She held opponents to a .109 average at the plate.

» Her weekend performance was highlighted by her season debut against St. John's on Feb. 11. Lowe tossed her first collegiate no-hitter and the 28th no-hitter in Auburn softball history. Lowe's no-hitter was Auburn's first since Maddie Penta versus IUPUI on Feb. 27, 2021.

» Lowe was also honored as the SEC Pitcher of the Week by DI Softball.

TOP 25: TIGERS EARN FIRST NATIONAL RANKING OF THE SEASON

» After sweeping the Tiger Invitational to open the season 5-0, Auburn was selected No. 25 in the latest ESPN.com/USA Softball Top 25. The Tigers were also receiving votes in the USA Today/NFCA Top 25 Coaches Poll.

» The ranking is Auburn's first in the poll since Week 7 in 2021.

BY THE NUMBERS: TIGER OFFENSE SEES DRAMATIC IMPROVEMENT

» Struggles at the plate last season proved costly for the Tigers, as Auburn lost 11 games by one run and was at the bottom of the SEC in virtually every offensive category.

» Over opening weekend, the Tigers flexed its muscles at the plate with four run-rule victories. Auburn outscored its opponents 50-4 and recording double-digit runs for the first time since 2020.

» Through the first five games of the season, Auburn is already showing incredible improvement at the plate.

AUBURN'S FIRST FIVE GAMES

CATEGORY	2021	2022
Batting Average	.305	.424
Runs	26	50
Hits	39	50
Doubles	7	12
Triples	1	5
Home Runs	4	8
RBI	22	42
Slugging Percentage	.469	.814
On-Base Percentage	.353	.493

» Auburn currently leads the SEC in batting average, doubles, doubles per game, scoring and slugging percentage.

SCORE BY INNING

	1st	2nd	3rd	4th	5th	6th	7th	8th+	Total
AUBURN	12	8	9	9	10	2	0	0	50
OPPONENTS	1	0	0	1	0	2	0	0	4

NOTEBOOK

PACK THE PLAINS

» Returning to full capacity for the first time since 2020, Jane B. Moore Field and the Auburn Family was in full force over opening weekend.
 » Auburn ranks fourth in the country in accumulated attendance (5,766) behind only Arizona (9,103), Louisiana (6,684) and Texas A&M (6, 317). Auburn's average attendance of 1,444 is good for second in the nation behind just Arizona's mark of 2,276.

LOWE DOWN: SHELBY CONTINUES TO LEAVE MARK ON RECORD BOOK

» After turning in one of the best freshman campaign by a pitcher in program history, Shelby Lowe picked up right where she left off, tossing her first collegiate no-hitter and the 28th no-hitter in program history in her sophomore season debut versus St. John's on Feb. 11.
 » Starting three games over opening weekend, Lowe solidified herself as one of the top arms in the league and earned Co-SEC Pitcher of the Week honors following opening weekend after no allowing a single earned run to score.

SHELBY LOWE'S 2022 SEC NUMBERS

1st	Earned Run Average	0.00
1st	Strikeout-to-Walk Ratio	0.00
1st	Victories	3
1st	Walks Allowed per Seven Inn.	0.00
2nd	Shutouts	1
2nd	Strikeouts	23
4th	Strikeouts per Seven Inn.	12.4
5th	Hits Allowed per Seven Inn.	2.69

» Along with her meteoric rise as one of the top pitchers in league as a true freshman, Lowe solidify herself as one of the most dominating pitchers Auburn has seen in over a decade. Lowe recorded the most total strikeouts by any Tiger since 2010 and was just the fifth freshman in program history to surpass 100 strikeouts in a season. Lowe surpassed 200 career strikeouts on Feb. 13 versus UMass Lowell. She is just the 15th Tiger in program history to surpass the milestone.
 » Etching her name on both freshman and single-season records, Lowe is also on pace to move into top 10 in several career rankings during her sophomore campaign after putting up monster numbers as a freshman. Lowe needs 171.1 additional innings pitch to qualify for certain career categories (earned run average, walks per seven innings etc.).

SHELBY LOWE IN AUBURN RECORD BOOK

FRESHMAN RECORDS

2nd	Earned Run Average	1.48
2nd	Strikeouts	179

3rd	Innings Pitched	165.2
-----	-----------------	-------

SEASON RECORDS [All Set in 2021]

1st	Walks Allowed Per Seven Innings	1.18
2nd	Fewest Walks Allowed	28
6th	Earned Run Average	1.48
6th	Fewest Runs Allowed	42
7th	Fewest Earned Runs Allowed	35
8th	Scoreless Inning Streak	24.1
10th	Strikeouts	179
10th	Complete Games	15

CAREER RECORDS

14th	Strikeouts	202
15th	Complete Games	17
16th	Strikeouts Looking	47
18th	Starts	29
18th	Shutouts	4
19th	Wins	16
19th	Innings Pitched	178.2

MS. STEAL YOUR BASE

» The speedster has returned is already wrecking havoc on the base paths. Makayla Packer opened her sophomore campaign a perfect 4-for-4 in stolen base attempts. Packer currently ranks second in the SEC in total stolen bases and ranks fifth in the league with a 0.80 stolen bases per game average.
 » Last season, Packer's 16 steals were the second most recorded by a Tiger freshman and ranks seventh overall in program single-season history. Packer set the program record for highest stolen base percentage (min. 15 attempts) with a flawless 1.000.
 » A perfect 20-for-20 in stolen base attempts in her career, Packer already ranks 23rd in Auburn career history for steals. Packer needs just 11 additional stolen bases to move herself into the top 10 in program history.

STEAL ALERT

15.	Tiffany Howard (2013-16)	26 (26-26)
16.	Amber Harrison (2009-12)	24 (24-31)
17.	Brittany Scott (2005-08)	23 (23-31)
18.	Myesha Finney (2006-09)	22 (22-30)
	Brannndi Melero (2012-15)	22 (22-25)
	Kasey Cooper (2014-17)	22 (22-27)
	Emily Carosone (2013-16)	22 (22-25)
	Casey McCrackin (2016-19)	22 (22-26)
23.	Kim Freeland (2000-03)	20 (20-29)

Makayla Packer (2021-Pr.) 20 (20-20)

YOUTH MOVEMENT: NEW KIDS ON THE BLOCK

» Boasting the youngest roster in the SEC, Auburn will rely heavily on a group of talented underclassmen during the 2022 season.
 » The Tigers lead the SEC with the highest total of true freshmen and sophomore with 16 total. Auburn's

underclassmen accounts for over 69 percent of its roster make-up, that percentage also leads the league.
 » Auburn returns eight members of its sophomore class with the quartet of Makayla Packer, Sydney Cox, Maddie Penta and Shelby Lowe leading the charge. The foursome were tabbed to the 2021 SEC All-Freshman team last season. Auburn led the league with its four selections.
 » Auburn's freshman class made a splash during the Tiger Invitational with numerous freshman earning starting spots: Bri Ellis (first base), Nelia Peralta (shortstop), Jessie Blaine (designated player/first base), Aubrie Lisenby (catcher/designated player). Combined, the freshman class totaled 15 starts over opening weekend.
 » The freshman class thrived over opening weekend, providing much needed slugging efforts for the Tigers at the plate. Already making a name for themselves, multiple Auburn freshmen are ranks among the best in the SEC after opening weekend.
 » Bri Ellis was one of just five SEC student-athletes to knock multiple home runs over opening weekend. Ellis currently ranks fifth in the SEC in home runs (2), while also ranking second in doubles per game (.50), third in home runs per game (0.50) and 10th in total bases (13). Ellis is joined by fellow freshman Jessie Blaine as one of the toughest batters in the SEC to strike out as neither recorded a strikeout over opening weekend.
 » Nelia Peralta enters the weekend ranked third in the league in sacrifice flies (1), 11th in home runs (1), 13th in RBI per game (1.20) and 24th in slugging (.667). Aubrie Lisenby currently sits in second in the SEC in total doubles (2).

FOR JANE: SEASON DEDICATED TO LONG-TIME SUPPORTER DR. JANE B. MOORE

» Dr. Jane B. Moore, one of the most influential women in Auburn Athletics history, passed away on July 9, 2021. Auburn's softball complex was named Jane B. Moore Field in her honor in 2002 and dedicated on April 26, 2003, in recognition of Moore's service to athletics at Auburn.
 » Born in 1935 in Dozier, Alabama, Moore came to Auburn in 1969 after earning her Doctorate of Education in physical education from the University of Alabama. In 1975, Moore became the first woman to serve on the Auburn University Committee on Intercollegiate Athletics. She served on multiple athletics committees for men's and women's sports for more than 40 years.
 » Moore was instrumental in the establishment of WINGS (Women Inspiring and Nurturing Greatness in Student-Athletes), which promotes and supports women's athletics at Auburn by creating programs for female student-athletes.
 » Moore made significant professional contributions to Auburn University over a 28-year career on the faculty of the College of Education and the Department of Health and Human Performance (now the School of Kinesiology).

NOTEBOOK

» Her service to Auburn has been recognized with the Lifetime Achievement Award, the Algernon Sydney Sullivan Award and the Pamela Wells Sheffield Award, which recognizes Auburn women exemplifying grace, character and a selfless service and commitment to Auburn University and the Auburn family.

» Throughout the 2022 season, Auburn softball will wear helmet stickers in honor of Dr. Moore and will host the inaugural Jane B. Moore Memorial tournament on Mar. 4-6. During the tournament, Auburn softball plans to unveil the Jane B. Moore Endowment Fund. More details on the endowment will be released leading into the tournament.

AT THE HELM: DEAN ENTERS FIFTH SEASON ON THE PLAINS

» Head coach Mickey Dean enters his fifth season on the Plains. Dean has guided to several firsts during his tenure, adding to his lofty coaching resume in the process.

» The 2021 campaign feature two major milestone victories. Dean earned his 100th career victory as head coach of the Tigers as Auburn knocked off No. 19 South Carolina, 5-4 on Feb. 21. Dean also recorded his 600th career victory as a Division I head coach on April 25 as Auburn defeated Ole Miss, 3-1.

» Dean is poised to lead the program to another historic milestone this season as Auburn is just five wins shy of its 900 program victory.

» During his tenure on the Plains, Mickey Dean continues to overhaul the program's culture to return to the Tigers back to the top of the SEC and gathered a long list of honors and firsts along the way:

MICKY DEAN AUBURN HIGHLIGHTS

- Led Auburn to a 15-0 start in 2018, tied for the best start in program history.
- The 15 straight wins to open the season were the most in SEC history among first-year head coaches.
- 500th Career Coaching Victory: Auburn 7, Western Illinois 0 on March 4, 2018.
- Auburn's 800th Program Win: Auburn 2, Kennesaw State 1 on April 4, 2018.
- All five members of the 2019 senior class was drafted in the 2019 National Pro Fastpitch Draft.
- Kendall Veach became program's 16th All-American (Softball America).
- 100th Victory at Auburn: Auburn 5, No. 19 South Carolina, 4 on Feb. 20, 2021.
- A program-record five SEC Freshman of the Week honors in 2021.
- 600th Career Coaching Victory: Auburn 3; Ole Miss 1 on April 25, 2021.
- First Auburn freshman pitcher in program history to earn All-SEC honors (Shelby Lowe)
- Program record four freshmen named to the 2021

SEC All-Freshman Team

HOME SWEET HOME

» The friendly confines of Jane B. Moore Field has been torturous for opponents during Mickey Dean's tenure at the helm.

» Auburn has won at least 18 games at home in three of Dean's four seasons on the Plains, excluding the shortened 2020 season. The Tigers went 11-2 at home before the season was suspended in March.

» Dean holds the second-highest winning percentage in home games by a head coach in program history with an .784 mark.

CAREER WINNING PERCENTAGE AT HOME

1.	Clint Myers	.877	(122-17)
2.	Mickey Dean	.784	(87-24)
3.	Tina Deese	.643	(259-144)

LIGHTS! CAMERA! ACTION: TIGERS ON THE TUBE

» Once again, Auburn will be a feature in the national spotlight as the Tigers are set to appear in 13 nationally televised broadcasts in 2021.

» Auburn will have four games at Jane B. Moore Field broadcasted nationally, including games from its SEC series against Texas A&M, South Carolina and Florida. Nine of Auburn's road contests will also air on ESPN's family of networks, including three of Auburn's contests at the St. Pete Clearwater Elite Invitational.

» The Tigers will be featured on the SEC Network 11 times and on both ESPNU and the Longhorn Network once.

» Also available to stream on the ESPN app, Auburn will have 22 additional home games on SEC Network+.

SILVER SEASON: AUBURN SOFTBALL CELEBRATES 25 YEARS

» Throughout the 2022 season, Auburn is celebrating 25 years of softball in honor of the program's inaugural 1997 season. The team will sport 25th anniversary patches on its uniforms throughout the season and is set to host its alumni weekend March 11-13 during Auburn's SEC-opening series versus Texas A&M.

» Auburn softball launched a social media campaign that will run throughout the season to highlight major program milestones as well as spotlight numerous alumni from the past 25 seasons. To coincide with the social campaign, our 2022 game notes will feature weekly updates on the milestones and alumni we're celebrating as part of 25 Years of Auburn Softball.

MILESTONE MOMENTS

- **August 8, 1994:** Auburn Athletic Director David Housel announces that Auburn will institute

fastpitch softball as a varsity sport, beginning competition in 1997.

- **August, 1995:** Auburn announces the hiring of Tina Deese, formerly of Huntingdon College, as the first head coach in the school's history.
- **November 13, 1995:** Auburn announces that Lindsay Burke of Pelham, Ala., has signed a national letter of intent to play softball, becoming the program's first signee.

ALUMNI SPOTLIGHTS

- **Becky Cleary (1997-2000):** First four-year letterwinner in program history ... responsible for the winning run in Auburn's first home and road victories against Alabama... a three-time SEC Academic Honor Roll member ... earned a bachelor's degree in history ... currently pursuing a doctorate degree in education at Kennesaw State and serves as an assistant principal.
- **Jade Rhodes (2013-16):** 2016 NFCA Third Team All-American ... All-SEC Second Team (2015, 2016) ... holds Auburn's single-season record for putouts and ranks in the top 10 in eight career categories ... earned a degree in public administration/criminal justice ... her and her husband are both police officers for the City of Orlando and are welcoming a baby boy in April of 2022.
- **Jorja Bell (2005-08):** A three-time member of both the SEC Community Service Team and the SEC Academic Honor Roll ... earned a degree in human development and family studies ... she is an attorney and partner at Loftin, Loftin and May and was recently named a rising star in the mid-south for civil litigation.
- **Caitlin Stangl (2010-211):** Spent her final two seasons at Auburn after transferring from Yavapai Community College ... earned a degree in history from Auburn ... started 99 games as a Tiger with 70 hits to her credit.
- **Anna Thompson (2007-10):** All-SEC Team (2008) ... three-time All-Academic Region IV First Team member by ESPN the Magazine ... four-time SEC Academic Honor Roll member ... four-time SEC Pitcher of the Week ... SEC Community Service Team (2009) ... holds eight Auburn career records including strikeouts, innings pitches and saves ... only pitcher in school history to record 1,000 strikeouts.
- **Madison Dickey (2015-16):** Transferred to Auburn from Samford for her final two seasons ... two-time member of the SEC Academic Honor Roll ... member of Auburn's two Women's College World Series teams ... earned a degree in finance.
- **Liana Wuchte (2010-13):** A four-time SEC Academic Honor Roll member ... was a key pinch

NOTEBOOK

runner/hitter during her four seasons at Auburn ... earned her degree in biosystems engineering ... went on to earn a PhD in biomedical engineering and works as an application development engineer.

- **Ashley Griffin (2003-06):** Still ranks in the top 10 in 12 offensive categories, including runs scored, hits, doubles, triples and total bases

TIGERS SELECTED 11TH IN PRESEASON SEC COACHES POLL

» Auburn was tabbed to finish 11th in the Southeastern Conference in the annual preseason coaches' poll. The Tigers collected 36 points from the league's 13 coaches.

» Receiving seven first-place votes, Alabama was selected as the preseason favorite to win the league with Florida coming in at second with three first-place votes.

» With a pair of first-place votes, Arkansas was tabbed to finish third in the league. Tennessee, also earning one first-place vote, rounded out the top four.

IN REVIEW: 2021 CAMPAIGN

» Auburn closed the 2021 season with a 27-24 overall record with a 7-17 mark in SEC play. The Tigers punched their ticker for its 16th overall NCAA regional with an appearance in Tallahassee.

» Auburn earns its first victories in Columbia, Mo., College Station, Texas and Baton Rouge, La., all for the first time since 2015. The 2021 season was also highlighted by Auburn's upsetting No. 12 Kentucky, taking the series in two games at Jane B. Moore Field.

» The 2021 season was highlighted by the breakout performances from pitching freshman duo Shelby Lowe and Maddie Penta as the pair combined for five SEC Freshman of the Week honors. Lowe and Penta both surpassed 100 strikeouts during their freshman campaigns, marking the first time in school history that Auburn had two freshman pitchers surpass 100+ strikeouts in the same season.

» The duo was honored alongside fellow freshmen Makayla Packer and Sydney Cox as members of the 2021 SEC All-Freshman Team, setting Auburn's program record with the four selections. Lowe added All-SEC Second Team honors to become the only freshman pitcher in program history to be honored with all-conference honors during their debut season. Maddison Kopeke rounded out the SEC accolades with a selection to the SEC All-Newcomer Team.

MILESTONE TRACKER

MILESTONE	PLAYER	HAS	NEEDS
250 Strikeouts	Shelby Lowe	202	48
150 Strikeouts	Maddie Penta	132	18
100 Strikeouts	Sam Yarbrough	67	33
50 Hits	Aspyn Godwin	46	4
25 Stolen Bases	Makayla Packer	20	5
20 Victories	Shelby Lowe	16	4

CAREER RECORD WATCH

TRIPLES			
3.	6	Kendall Veach	2016-19
	6	Carlee Wallace	2015-17
	6	Lauren Guzman	2009-12
6.	5	Aspyn Godwin	2019-Pr.
	5	SIX ADDITIONAL STUDENT-ATHLETES TIED	
SAVES			
8.	6	Angel Bunner	2008-12
	6	Rachael Walters	2015-16
	6	Jennifer Lofton	2000-02
-----	4	KK Dismukes	2021

AUBURN IN THE SEC...

AUBURN'S SEC RANKINGS

Batting Average	.424 (1)
Double Plays per Game	.20 (11)
Doubles	12 (1)
Doubles per Game	2.40 (9)
Earned Run Average	0.52 (2)
Fielding Percentage	.960 (9)
Hit Batters	1 (1)
Home Runs per Game	1.60 (2)
On-Base Percentage	.493 (2)
Scoring	10.00 (1)
Shutouts	3 (1)
Slugging Percentage	.814 (1)
Stolen Bases per Game	2.20 (2)
Strikeout-to-Walk Ratio	16.67 (2)
Triples per Game	1.00 (2)
W/L Percentage	1.000 (1)

INDIVIDUAL SEC RANKINGS

JESSIE BLAINE	
1. Toughest to Strikeout	0.0
DENVER BRYANT	
2. Triples	1
SYDNEY COX	
1. Doubles	4
1. Doubles per Game	0.80
1. Toughest to Strikeout	0.0
2. Hits	8
2. Total Bases	17
2. Triples	1
4. Batting Average	.571
4. Slugging Percentage	1.214
6. On Base Percentage	.625
7. Runs per Game	1.20
9. Runs Batted In per Game	1.40
BRI ELLIS	
1. Toughest to Strikeout	0.0
2. Doubles per Game	0.50
3. Home Runs per Game	0.50
5. Home Runs	2
LINDSEY GARCIA	
2. Triples	1
8. Stolen Bases	3
ASPYN GODWIN	
1. Toughest to Strikeout	0.0
3. Sacrifice Bunts per Game	0.25
AUBRIE LIENBY	
2. Doubles	3
SHELBY LOWE	
1. Earned Run Average	0.00
1. Strikeout-to-Walk Ratio	0.00
1. Victories	3
1. Walks Allowed per Seven Innings	0.00
2. Shutouts	1
2. Strikeouts	23
4. Hits Allowed per Seven Innings	2.69
4. Strikeouts per Seven Innings	12.4
CARLEE MCCONDICHIE	
2. Triples	1
MAKAYLA PACKER	
2. Stolen Bases	4
2. Triples	1
3. Runs per Game	1.40
3. Slugging Percentage	1.273
5. Hit by Pitch per Game	0.40
5. Home Runs	2
5. Stolen Bases per Game	0.80
6. Total Bases	14
7. On Base Percentage	.600
MADDIE PENTA	
1. Strikeouts	27
2. Shutouts	1
2. Strikeouts per Seven Innings	13.5
3. Victories	2
7. Strikeout-to-Walk Ratio	9.00
7. Hits Allowed per Seven Innings	3.50
NELIA PERALTA	
3. Sacrifice Flies	1

2022 SEC STANDINGS

RANK	SCHOOL	SEC RECORD	PCT.	OVERALL RECORD	PCT.
1.	Auburn	0-0	.000	5-0	1.000
2.	Florida	0-0	.000	5-0	1.000
3.	Texas A&M	0-0	.000	5-0	1.000
4.	Alabama	0-0	.000	4-0	1.000
5.	Tennessee	0-0	.000	4-0	1.000
6.	Georgia	0-0	.000	5-1	.833
7.	Kentucky	0-0	.000	4-1	.800
8.	South Carolina	0-0	.000	3-1	.750
9.	LSU	0-0	.000	4-2	.667
10.	Ole Miss	0-0	.000	4-2	.667
11.	Arkansas	0-0	.000	3-2	.600
12.	Missouri	0-0	.000	3-2	.600
13.	Mississippi State	0-0	.000	1-3	.250

THIS WEEK IN THE SEC...

<p>TUESDAY, FEB. 15</p> <p>Florida 13, Jacksonville 1 [5 inn.]</p> <p>WEDNESDAY, FEB 16</p> <p>Alabama State at Mississippi State 1 p.m.</p> <p>Alabama State at Mississippi State 3 p.m.</p> <p>Charlotte at South Carolina 4 p.m.</p> <p>Jacksonville at Florida 5 p.m.</p> <p>Missouri at Florida Gulf Coast 5 p.m.</p> <p>Texas A&M at Sam Houston 6:30 p.m.</p> <p>THURSDAY, FEB 17</p> <p>Notre Dame vs. Tennessee 9 a.m.</p> <p>Texas Tech vs. Auburn 11:30 a.m.</p> <p>Tennessee vs. Florida State 3 p.m.</p> <p>Wichita State vs. Arkansas 5 p.m.</p> <p>FRIDAY, FEB. 18</p> <p>Marshall vs. South Carolina 9 a.m.</p> <p>Nicholls vs. Ole Miss 10 a.m.</p> <p>South Alabama vs. Missouri 10 a.m.</p> <p>Auburn vs. Wisconsin 10:30 a.m.</p> <p>UCSB vs. Kentucky 11 a.m.</p> <p>Washington vs. Tennessee 11:30 a.m.</p> <p>South Carolina vs. Fordham 11:30 a.m.</p> <p>Ole Miss vs. Eastern Kentucky 12:30 p.m.</p> <p>Missouri vs. North Carolina 12:30 p.m.</p> <p>Kentucky vs. LMU 1 p.m.</p> <p>Evansville vs. Alabama 1:30 p.m.</p> <p>Missouri State vs. Texas A&M 2 p.m.</p> <p>Western Illinois vs. Arkansas 2:30 p.m.</p> <p>Delaware vs. Georgia 2:30 p.m.</p> <p>Auburn vs. Texas 3 p.m.</p> <p>LSU vs. Oklahoma State 3 p.m.</p> <p>Southern Illinois vs. Mississippi State 3 p.m.</p> <p>Virginia Tech vs. Alabama 4 p.m.</p> <p>Kansas vs. Tech A&M 4:30 p.m.</p> <p>Illinois vs. Arkansas 4:45 p.m.</p> <p>Duke vs. Florida 5 p.m.</p> <p>Boston University vs. Georgia 5 p.m.</p> <p>Tennessee vs. Clemson 5 p.m.</p> <p>Central Arkansas vs. Mississippi State 5:30 p.m.</p> <p>Washington vs. LSU 6 p.m.</p>	<p>SATURDAY, FEB. 19</p> <p>UCLA vs. Auburn 9 a.m.</p> <p>South Carolina vs. Marshall 9 a.m.</p> <p>Notre Dame vs. LSU 9:30 a.m.</p> <p>Tennessee vs. UCF 9:30 a.m.</p> <p>Missouri vs. Bethune-Cookman 10 a.m.</p> <p>Villanova vs. Florida 10:30 a.m.</p> <p>Fordham vs. South Carolina 11:30 a.m.</p> <p>Boston University vs. Georgia 12 p.m.</p> <p>Wichita State vs. Arkansas 12:15 p.m.</p> <p>Eastern Kentucky vs. Ole Miss 12:30 p.m.</p> <p>Georgia Tech vs. Mississippi State 12:30 p.m.</p> <p>Louisville vs. Florida 1 p.m.</p> <p>Long Beach State vs. Kentucky 1 p.m.</p> <p>Virginia Tech vs. Alabama 1:30 p.m.</p> <p>Pittsburgh vs. Texas A&M 2 p.m.</p> <p>Longwood vs. Arkansas 2:30 p.m.</p> <p>Purdue vs. Georgia 2:30 p.m.</p> <p>Central Arkansas vs. Mississippi State 3 p.m.</p> <p>FAU vs. Missouri 3 p.m.</p> <p>Middle Tennessee vs. Alabama 4 p.m.</p> <p>Michigan vs. LSU 4 p.m.</p> <p>Kansas vs. Texas A&M 4:30 p.m.</p> <p>Ole Miss vs. Troy 5:30 p.m.</p> <p>Kentucky vs. Arizona 6 p.m.</p> <p>SUNDAY, FEB. 20</p> <p>Texas Tech vs. LSU 8 a.m.</p> <p>Missouri vs. Maryland 10:30 a.m.</p> <p>Kentucky vs. UCSB 11 a.m.</p> <p>Georgia Tech vs. Mississippi State 11 a.m.</p> <p>Auburn vs. South Florida 11 a.m.</p> <p>South Carolina vs. Coastal Carolina 11:15 a.m.</p> <p>Stephen F. Austin vs. Texas A&M 11:30 a.m.</p> <p>Purdue vs. Georgia 12 p.m.</p> <p>Illinois vs. Arkansas 12:15 p.m.</p> <p>Ole Miss vs. Troy 12:30 p.m.</p> <p>Florida &M vs. Florida 1 p.m.</p> <p>Middle Tennessee vs. Alabama 1:30 p.m.</p>
---	---

All times in CT

AUBURN ACROSS THE COUNTRY...

AUBURN'S NCAA RANKINGS

Batting Average	.424 (4)
Double Plays per Game	.20 (141)
Doubles	12 (6)
Doubles per Game	2.40 (9)
Earned Run Average	0.52 (7)
Fielding Percentage	.960 (115)
Hit Batters	1 (1)
Home Runs per Game	1.60 (11)
On-Base Percentage	.493 (8)
Scoring	10.00 (2)
Shutouts	3 (4)
Slugging Percentage	.814 (2)
Stolen Bases per Game	2.20 (24)
Strikeout-to-Walk Ratio	16.67 (3)
Triples per Game	1.00 (5)
W/L Percentage	1.000 (1)

INDIVIDUAL NCAA RANKINGS

JESSIE BLAINE
 1. Toughest to Strikeout 0.0

DENVER BRYANT
 20. Triples 1

SYDNEY COX
 1. Toughest to Strikeout 0.0
 3. Doubles 4
 7. Doubles per Game 0.80
 18. Total Bases 17
 20. Triples 1
 25. Slugging Percentage 1.214
 33. Hits 8
 38. Batting Average .571

BRI ELLIS
 1. Toughest to Strikeout 0.0
 32. Home Runs per Game 0.50
 31. Home Runs 2

LINDSEY GARCIA
 20. Triples 1

ASPNY GODWIN
 1. Toughest to Strikeout 0.0

AUBRIE LIENBY
 13. Doubles 3

SHELBY LOWE
 1. Earned Run Average 0.00
 1. Strikeout-to-Walk Ratio 0.00
 1. Victories 3
 1. Walks Allowed per Seven Innings 0.00
 12. Shutouts 1
 17. Strikeouts 23
 17. Strikeouts per Seven Innings 12.4
 40. Hits Allowed per Seven Innings 2.69

CARLEE MCCONDICHIE
 20. Triples 1

MAKAYLA PACKER
 15. Slugging Percentage 1.273
 16. Stolen Bases 4
 20. Triples 1
 24. Stolen Bases per Game 0.80
 32. Runs per Game 1.40
 31. Home Runs 2
 39. Hit by Pitch per Game 0.40

MADDIE PENTA
 7. Strikeouts per Seven Innings 13.5
 10. Strikeouts 27
 12. Shutouts 1
 16. Victories 2

NELIA PERALTA
 14. Sacrifice Flies 1

NCAA ACTIVE CAREER LEADERS

NONE

NFCA COACHES POLL

RK.	TEAM	RECORD
1.	Oklahoma (32)	5-0
2.	Alabama	4-0
3.	UCLA	4-1
4.	Florida	4-0
5.	Florida State	4-0
6.	Washington	5-0
7.	Oklahoma State	4-1
8.	Virginia Tech	5-0
9.	Arizona	3-1
10.	Arkansas	3-2
11.	Texas	4-1
12.	Oregon	5-0
13.	Georgia	5-1
14.	Duke	4-1
15.	Clemson	3-1
16.	Kentucky	4-1
17.	Missouri	3-2
18.	Tennessee	4-0
19.	Michigan	3-2
20.	Louisiana	5-0
21.	LSU	4-2
22.	James Madison	0-0
23.	Arizona State	3-2
24.	UCF	3-1
25.	Wichita State	4-1

RV: Northwestern, **AUBURN**, Minnesota, Notre Dame, Illinois, **USF**, Liberty, Iowa State, Stanford, Tarleton State, Austin Peay, **Alabama State**.

USA SOFTBALL POLL

RK.	TEAM	RECORD
1.	Oklahoma (25)	5-0
2.	Alabama	4-0
3.	UCLA	4-1
4.	Florida	4-0
5.	Washington	5-0
6.	Florida State	4-0
7.	Oklahoma State	4-1
8.	Virginia Tech	5-0
9.	Texas	4-1
10.	Arkansas	3-2
11.	Arizona	3-1
12.	Clemson	3-1
13.	Oregon	5-0
14.	Duke	4-1
15.	Tennessee	4-0
16.	Michigan	3-2
17.	Missouri	3-2
18.	Georgia	5-1
19.	Kentucky	4-1
20.	Louisiana	5-0
21.	Arizona State	3-2
22.	LSU	4-2
23.	Northwestern	4-1
24.	UCF	3-1
25.	AUBURN	5-0

RV: James Madison, Notre Dame, Wichita State, Minnesota, South Florida, Texas A&M, Stanford, Illinois, Iowa State, Oregon State.

D1 SOFTBALL POLL

RK.	TEAM	RECORD
1.	Oklahoma	5-0
2.	Alabama	4-0
3.	Florida	4-0
4.	UCLA	4-1
5.	Florida State	4-0
6.	Washington	5-0
7.	Oklahoma State	4-1
8.	Virginia Tech	5-0
9.	Arkansas	3-2
10.	Texas	4-1
11.	Oregon	5-0
12.	Duke	4-1
13.	Clemson	3-1
14.	Missouri	3-2
15.	Tennessee	4-0
16.	Arizona	3-1
17.	Michigan	3-2
18.	Kentucky	4-1
19.	Georgia	5-1
20.	Louisiana	5-0
21.	Northwestern	4-1
22.	Arizona State	3-2
23.	LSU	4-2
24.	UCF	3-1
25.	Illinois	4-1

SOFTBALL AMERICA POLL

RK.	TEAM	RECORD
1.	Oklahoma	5-0
2.	Alabama	4-0
3.	UCLA	4-1
4.	Oklahoma State	4-1
5.	Florida State	4-0
6.	Florida	4-0
7.	Washington	5-0
8.	Virginia Tech	5-0
9.	Duke	4-1
10.	Arizona	3-1
11.	Texas	3-1
12.	Oregon	5-0
13.	Arkansas	3-2
14.	Clemson	3-1
15.	Louisiana	5-0
16.	Georgia	5-1
17.	Missouri	3-2
18.	Michigan	3-2
19.	LSU	4-2
20.	Kentucky	4-1
21.	Tennessee	4-0
22.	James Madison	0-0
23.	Arizona State	3-2
24.	Illinois	4-1
25.	UCF	3-1

AU IN THE POLLS

WK	NFCA	USA	D1	SA	RPI
PRE	NR	RV	NR	NR	---
WI	RV	25	NR	NR	---

AUBURN BY THE NUMBERS

UNDER COACH DEAN...

	2022	AT AUBURN
Overall	5-0	128-73
Home	5-0	87-24
Away	0-0	21-28
Neutral	0-0	29-21
vs. SEC	0-0	28-45
Series Game One	0-0	8-17
Series Game Two	0-0	10-15
Series Game Three	0-0	10-14
vs. Non-Conference	5-0	100-27
Day Games	5-0	95-51
Night Games	0-0	33-22
Extra Innings	0-0	5-9
vs. Left-Handed Starters	1-0	16-14
vs. Right-Handed Starters	4-0	112-59
Starter receives decision	5-0	103-58
Reliever receives decision	0-0	24-15
Starter goes 5+ innings	4-0	88-37
Starter goes less than 5 inn.	1-0	40-36
Scoring First	4-0	93-19
Opponent Scores First	1-0	36-54
Leading after 5 Innings	1-0	88-6
Trailing after 5 Innings	0-0	6-50
Tied after 5 Innings	0-0	7-14
Leading after 6 Innings	1-0	83-2
Trailing after 6 Innings	0-0	3-56
Tied after 6 inning	0-0	7-10
vs. Ranked Opponents	0-0	24-51
vs. Top-10 Opponents	0-0	5-20
Shutouts	3-0	49-21
One-Run Games	0-0	16-31
Two-Run Games	0-0	23-11
Scoring 0-2 Runs	0-0	14-58
Scoring 3-5 Runs	0-0	45-12
Scoring 6-9 Runs	3-0	46-3
Scoring 10+ Runs	2-0	23-0
Opponent Scores 0-2 Runs	4-0	104-20
Opponent Scores 3-5 Runs	1-0	20-25
Opponent Scores 6-9 Runs	0-0	4-22
Opponent Scores 10+ Runs	0-0	0-6
Out-Hit Opponent	5-0	105-4
Out-Hit by Opponent	0-0	14-63
Hits are Tied	0-0	9-6
Without Hitting a Home Run	0-0	45-46
Hitting a Home Run	5-0	83-27
Opponent Doesn't Hit a Homer	4-0	92-35
Opponent Hits a Home Run	1-0	36-38
Errorless	1-0	66-20
Committing One Error	4-0	40-28
Committing 2+ errors	0-0	22-25
Opponent is errorless	1-0	33-33
BY JERSEY		
White	0-0	25-15
Navy	2-0	39-20
Orange	2-0	24-12
Gray	0-0	18-15
Pinstripe	1-0	19-11
Pink	0-0	3-0
BY DAY OF WEEK		
Monday	0-0	2-1
Tuesday	0-0	2-1
Wednesday	0-0	11-2
Thursday	0-0	10-4
Friday	2-0	34-21
Saturday	2-0	39-26
Sunday	1-0	30-18
BY MONTH		
February	5-0	59-14
March	0-0	44-18
April	0-0	17-25
May	0-0	8-16
June	0-0	0-0

VERSUS CONFERENCE

SEC	0-0
Arkansas	
Florida	
Georgia	
Kentucky	
Mississippi State	
South Carolina	
Tennessee	
Texas A&M	
ACC	0-0
Syracuse	
AMERICAN ATHLETIC	0-0
USF	
AMERICAN EAST	1-0
UMass Lowell	1-0
ASUN	0-0
Jacksonville State	
Kennesaw State	
BIG 12	0-0
Texas	
Texas Tech	
BIG EAST	4-0
Seton Hall	2-0
St. John's	2-0
BIG SOUTH	0-0
North Carolina A&T	
BIG TEN	0-0
Wisconsin	
MAC	0-0
Toledo	
METRO-ATLANTIC ATHLETIC	0-0
Niagara	
MID-EASTERN ATHLETIC	0-0
Delaware State	
MISSOURI VALLEY	0-0
Bradley	
PAC 12	0-0
UCLA	
SOUTHERN	0-0
Chattanooga	
Mercer	
SUN BELT	0-0
Georgia State	
ULM	
SWAC	0-0
Alabama State	

COME FROM BEHIND WINS [1]

DATE	OPPONENT	DEFICIT(S)	FINAL
Feb. 12	vs. Seton Hall	0-1	W, 9-1

WALK-OFF WINS [3]

DATE	OPPONENT	SCORE (INN.)	GW PLAY
Feb. 12	vs. St. John's	9-0 (5)	B. Ellis HR to LF, 2 RBI
Feb. 12	vs. Seton Hall	9-1 (5)	D. Bryant HR to LC, 2 RBI
Feb. 13	vs. UMass Lowell	8-0 (5)	R. McNemar 2B to LF, RBI

AUBURN VS. RANKED OPPONENTS

2022 RESULTS				BREAKDOWN			
DATE	OPPONENT	RANKING	RESULT	YEAR	RECORD	RANKING	RECORD
				1997	2-6	1	3-15
				1998	1-11	2	3-13
				1999	0-8-1	3	4-20
				2000	4-14	4	10-17
				2001	2-12	5	2-7
				2002	5-13	6	5-25
				2003	1-15	7	5-10
				2004	11-12	8	7-16
				2005	8-8	9	3-11
				2006	5-12	10	2-14
				2007	0-12	11	12-17
				2008	5-14	12	15-12
				2009	3-15	13	10-18
				2010	2-17	14	4-13
				2011	7-14	15	12-12
				2012	4-14	16	12-15
				2013	2-10	17	2-5
				2014	10-14	18	9-13
				2015	22-9	19	6-10
				2016	19-11	20	4-8
				2017	13-10	21	5-13-1
				2018	9-11	22	3-1
				2019	7-17	23	7-3
				2020	2-7	24	3-7
				2021	6-16	25	2-7
				2022	0-0		
TOTAL				150-302-1			

AUBURN HITTING BY THE NUMBERS

HITTING

Blaine Records Hit	3-0
Blaine Records Multi-Hit Game	0-0
Blaine Hits Home Run	0-0
Bryant Records Hit	4-0
Bryant Records Multi-Hit Game	1-0
Bryant Hits Home Run	1-0
Cox Records Hit	5-0
Cox Records Multi-Hit Game	1-0
Cox Hits Home Run	1-0
Ellis Records Hit	4-0
Ellis Records Multi-Hit Game	1-0
Ellis Hits Home Run	2-0
Garcia Records Hit	3-0
Garcia Records Multi-Hit Game	2-0
Garcia Hits Home Run	0-0
Geraghty Records Hit	1-0
Geraghty Records Multi-Hit Game	0-0
Geraghty Hits Home Run	0-0
Godwin Records Hit	1-0
Godwin Records Multi-Hit Game	0-0
Godwin Hits Home Run	1-0
Lisenby Records Hit	2-0
Lisenby Records Multi-Hit Game	1-0
Lisenby Hits Home Run	0-0
McCondichie Records Hit	4-0
McCondichie Records Multi-Hit Game	2-0
McCondichie Hits Home Run	0-0
McNemar Records Hit	1-0
McNemar Records Multi-Hit Game	0-0
McNemar Home Run	0-0
Packer Records Hit	4-0
Packer Records Multi-Hit Game	1-0
Packer Hits Home Run	2-0
Peralta Records Hit	4-0
Peralta Records Multi-Hit Game	1-0
Peralta Hits Home Run	1-0
Smith Records Hit	1-0
Smith Records Multi-Hit Game	0-0
Smith Hits Home Run	0-0

LEADING OFF

Packer	0-0
--------	-----

HOME RUNS

CAREER DINGERS	SOLO	2R	3R	GS	TOTAL
Godwin, Aspyn	6	1	2	---	9
Packer, Makayla	2	2	---	1	5
Garcia, Lindsey	3	---	---	---	3
Schmidt, Kelsey	1	1	---	---	2
Cox, Sydney	2	---	---	---	2
Bryant, Denver	1	1	---	---	2
Ellis, Bri	1	1	---	---	2
Engelkes, Maia	---	1	---	---	1
McCondichie, Carlee	1	---	---	---	1
Peralta, Nelia	---	1	---	---	1

2022 BREAKDOWN

Total	8
At Jane B. Moore Field	8
On the Road	0
At Neutral Sites	0
vs. RHP	7
vs. LHP	1
w/0 Outs	4
w/1 Out	2
w/2 Outs	2
Solo	3
Two Run	5
Three Run	0
Grand Slam	0
Back-to-Back Jacks	0
Pinch-Hit Homer	1
Walk-Off	2
Opponent Total	1
Last HR Given Up	vs. Seton Hall (2/11/2021)
Consecutive Games w/o HR (Season Long)	4 (4)

2022 TOUCH'EM ALL TRACKER

PLAYER	DATE	OPPONENT	ON-BASE	OUTS
1. Packer	Feb. 11	Seton Hall	0	0
2. Peralta	Feb. 11	Seton Hall	1	2
3. Cox	Feb. 11	St. John's	0	0
4. Godwin	Feb. 11	St. John's	1	0
5. Ellis	Feb. 12	St. John's	1	1
6. Bryant	Feb. 12	Seton Hall	1	2
7. Packer	Feb. 13	UMass Lowell	1	1
8. Ellis	Feb.13	UMass Lowell	0	0

MULTIPLE-HIT GAMES	2	3	4	5+	2022	CAREER
Lindsey Garcia	2	-	-	-	2	8
Carlee McCondichie	2	-	-	-	2	5
Makayla Packer	1	-	-	-	1	8
Bri Ellis	1	-	-	-	1	1
Sydney Cox	-	-	1	-	1	7
Nelia Peralta	1	-	-	-	1	1
Denver Bryant	1	-	-	-	1	2
Aubrie Lisenby	-	1	-	-	1	1
Aspyn Godwin	-	-	-	-	-	8
Kelsey Schmidt	-	-	-	-	-	2
TEAM	8	1	1	0	10	43

MULTIPLE-RBI GAMES	2	3	4	5+	2022	CAREER
Sydney Cox	1	-	1	-	2	5
Makayla Packer	2	-	-	-	2	6
Bri Ellis	2	-	-	-	2	2
Denver Bryant	1	-	-	-	1	1
Aubrie Lisenby	1	-	-	-	1	1
Aspyn Godwin	1	-	-	-	1	8
Nelia Peralta	-	-	1	-	1	1
Carlee McCondichie	-	1	-	-	-	2
Lindsey Garcia	1	-	-	-	1	4
Kelsey Schmidt	-	-	-	-	-	1
Maia Engelkes	-	-	-	-	-	1
TEAM	9	1	2	0	12	32

HITTING STREAKS	CURRENT	2022	CAREER
Sydney Cox	5	5	5
Denver Bryant	4	4	4
Bri Ellis	4	4	4
Lindsey Garcia	---	3	8
Makayla Packer	1	3	9
Jessie Blaine	---	3	3
Carlee McCondichie	1	3	4
Aubrie Lisenby	2	2	2
Nelia Peralta	2	2	2
Paige Geraghty	1	1	1
Abbey Smith	---	1	1
Aspyn Godwin	---	1	6
Riley McNemar	1	1	1
Kelsey Schmidt	---	---	4
Maia Engelkes	---	---	2
Maddie Majors	---	---	1

REACHED BASE	CURRENT	2022	CAREER
Sydney Cox	5	5	13
Lindsey Garcia	5	5	9
Makayla Packer	5	5	13
Bri Ellis	4	4	4
Denver Bryant	4	4	4
Aubrie Lisenby	3	3	3
Carlee McCondichie	1	3	6
Jessie Blaine	---	3	3
Nelia Peralta	2	2	2
Maddie Majors	1	1	1
Kelsey Schmidt	---	1	4
Riley McNemar	1	1	1
Aspyn Godwin	1	1	9
Abbey Smith	---	1	1
Paige Geraghty	1	1	2
Rose Roach	---	1	1
Maia Engelkes	---	---	3

2021 RESULTS

OVERALL RECORD: 5-0 || SEC: 0-0 || HOME: 5-0 || AWAY: 0-0 || NEUTRAL: 0-0

Date	Opponent	W/L	SCORE	INNINGS	OVERALL	SEC	PITCHER OF RECORD	ATTENDANCE	TIME
! Feb. 11, 2022	SETON HALL	W	10-3	7	1-0-0	0-0-0	M. Penta (W, 1-0)	1390	1:58
! Feb. 11, 2022	ST. JOHN'S	W	14-0	5	2-0-0	0-0-0	S. Lowe (W, 1-0)	1390	1:45
! Feb. 12, 2022	ST. JOHN'S	W	9-0	5	3-0-0	0-0-0	M. Penta (W, 2-0)	1642	1:36
! Feb. 12, 2022	SETON HALL	W	9-1	5	4-0-0	0-0-0	S. Lowe (W, 2-0)	1642	1:33
! Feb. 13, 2022	UMASS LOWELL	W	8-0	5	5-0-0	0-0-0	S. Lowe (W, 3-0)	1354	1:38

() EXTRA INNINGS GAME | * - Southeastern Conference Game | ! - Tiger Invitational (Auburn, Ala.)

2022 OVERALL STATISTICS



2022 Auburn Softball
Overall Statistics for Auburn (as of Feb 13, 2022)
(All games Sorted by Batting avg)



Record: 5-0 Home: 4-0 Away: 0-0 Neutral: 1-0 SEC: 0-0

Player	avg	gp-gs	ab	r	h	2b	3b	hr	rbi	tb	slg%	bb	hp	so	gdp	ob%	sf	sh	sb-att	po	a	e	fld%
2 Sydney Cox	.571	5-5	14	6	8	4	1	1	7	17	1.214	2	0	0	0	.625	0	0	1-1	1	1	0	1.000
10 Makayla Packer	.455	5-5	11	7	5	1	1	2	5	14	1.273	2	2	1	0	.600	0	0	4-4	2	0	0	1.000
5 Lindsey Garcia	.417	5-5	12	5	5	0	1	0	4	7	.583	2	0	2	0	.500	0	0	3-4	2	0	0	1.000
13 Nelia Peralta	.417	5-5	12	3	5	0	0	1	6	8	.667	0	0	2	1	.385	1	0	0-0	2	4	4	.600
22 Jessie Blaine	.300	4-4	10	2	3	1	0	0	1	4	.400	0	0	0	0	.300	0	0	0-0	14	0	0	1.000

3 Paige Geraghty	1.000	4-0	1	2	1	0	0	0	0	1	1.000	0	0	0	0	1.000	0	0	0-0	1	1	0	1.000
12 Carlee McCondichie	.667	5-5	9	5	6	0	1	0	5	8	.889	1	1	0	0	.727	0	0	1-1	2	0	0	1.000
77 Bri Ellis	.556	4-3	9	3	5	2	0	2	4	13	1.444	0	0	0	0	.556	0	0	0-0	8	0	0	1.000
7 Denver Bryant	.556	5-5	9	3	5	0	1	1	4	10	1.111	1	0	2	0	.600	0	1	1-1	2	4	0	1.000
21 Aubrie Lisenby	.500	3-3	8	2	4	3	0	0	3	7	.875	1	0	0	0	.556	0	0	0-0	12	1	0	1.000
20 Abbey Smith	.500	4-0	2	3	1	0	0	0	0	1	.500	0	0	1	0	.500	0	0	0-0	0	0	0	.000
18 Riley McNemar	.500	2-0	2	1	1	1	0	0	1	2	1.000	0	0	1	0	.500	0	0	0-0	3	0	0	1.000
0 Aspyrn Godwin	.125	4-4	8	2	1	0	0	1	2	4	.500	2	0	0	0	.300	0	1	0-0	28	0	0	1.000
17 Maia Engelkes	.000	3-0	4	0	0	0	0	0	0	0	.000	0	0	2	0	.000	0	0	0-0	0	0	0	.000
11 Maddie Majors	.000	2-1	3	0	0	0	0	0	0	0	.000	1	0	1	0	.250	0	0	0-0	4	0	0	1.000
99 Rose Roach	.000	3-0	3	1	0	0	0	0	0	0	.000	0	1	1	0	.250	0	0	0-0	0	2	0	1.000
31 Kelsey Schmidt	.000	3-0	1	1	0	0	0	0	0	0	.000	1	0	0	0	.500	0	0	1-1	0	0	0	.000
25 Kenadie Cooper	.000	4-0	0	4	0	0	0	0	0	0	.000	0	0	0	0	.000	0	0	0-0	0	0	0	.000
55 Shelby Lowe	.000	3-3	0	0	0	0	0	0	0	0	.000	0	0	0	0	.000	0	0	0-0	0	2	0	1.000
9 Maddie Penta	.000	3-2	0	0	0	0	0	0	0	0	.000	0	0	0	0	.000	0	0	0-0	0	0	0	.000
Totals	.424	5	118	50	50	12	5	8	42	96	.814	13	4	13	1	.493	1	2	11-12	81	15	4	.960
Opponents	.126	5	95	4	12	2	0	1	3	17	.179	3	1	50	0	.162	0	1	0-0	71	30	9	.918

LOB - Team (17), Opp (15). DPs turned - Team (1), Opp (2).

(All games Sorted by Earned run avg)

Player	era	w-l	app	gs	cg	sho	sv	ip	h	r	er	bb	so	2b	3b	hr	b/avg	wp	hp	bks	sfa	sha
55 Shelby Lowe	0.00	3-0	3	3	2	1/1	0	13.0	5	1	0	0	23	2	0	0	.109	1	1	0	0	1
9 Maddie Penta	1.00	2-0	3	2	2	1/1	0	14.0	7	3	2	3	27	0	0	1	.143	0	0	0	0	0
Totals	0.52	5-0	5	5	4	3/1	0	27.0	12	4	2	3	50	2	0	1	.126	1	1	0	0	1
Opponents	13.61	0-5	5	5	2	0/0	0	23.2	50	50	46	13	13	12	5	8	.424	3	4	0	1	2

PB - Team (1), J. Blaine 1, Opp (4).

2021 CONFERENCE STATISTICS



2021 Auburn Softball
Conference statistics for Auburn (as of May 21, 2021)
(SEC games only Sorted by Batting avg)



Record: 7-17 Home: 2-10 Away: 5-7 SEC: 7-17

Player	avg	gp-gs	ab	r	h	2b	3b	hr	rbi	tb	slg%	bb	hp	so	gdp	ob%	sf	sh	sb-att	po	a	e	fld%
21 Alyssa Rivera	.271	24-23	70	5	19	4	0	2	12	29	.414	1	0	14	1	.282	0	0	2-5	25	0	2	.926
66 Tyler King	.254	24-24	71	6	18	0	0	0	4	18	.254	4	0	3	0	.289	1	3	3-8	31	1	0	1.000
32 Makenna Dowell	.230	24-24	74	3	17	2	0	0	6	19	.257	8	0	10	0	.305	0	1	1-1	37	32	3	.958
2 Sydney Cox	.227	24-24	66	4	15	3	0	1	2	21	.318	9	1	15	0	.329	0	2	0-0	34	41	3	.962
5 Lindsey Garcia	.182	22-20	55	7	10	1	0	1	4	14	.255	4	2	15	0	.258	1	2	2-2	3	5	0	1.000
18 Justus Perry	.145	24-24	55	4	8	1	0	1	2	12	.218	2	5	11	0	.242	0	2	1-1	153	4	3	.981

3 Paige Geraghty	.333	10-0	3	0	1	0	0	0	0	1	.333	0	0	0	0	.333	0	0	1-2	0	0	0	.000
77 Maddison Koepke	.279	22-20	43	5	12	1	1	1	5	18	.419	0	0	11	1	.279	0	3	1-2	19	27	2	.958
10 Makayla Packer	.257	20-13	35	9	9	0	0	1	5	12	.343	5	2	12	0	.381	0	1	5-5	23	0	1	.958
17 Maia Engelkes	.200	10-0	10	0	2	0	0	0	2	2	.200	0	0	2	0	.200	0	0	0-0	0	0	0	.000
31 Kelsey Schmidt	.176	13-5	17	2	3	0	0	0	0	3	.176	1	0	3	0	.222	0	0	2-2	4	0	1	.800
6 Kaylee Horton	.171	22-15	41	4	7	1	0	0	0	8	.195	0	0	9	0	.171	0	0	1-2	9	0	0	1.000
0 Aspyr Godwin	.133	21-18	45	2	6	1	0	1	1	10	.222	2	0	18	0	.170	0	3	0-0	109	19	3	.977
19 Abby Tissier	.071	10-6	14	0	1	0	0	0	0	1	.071	1	1	4	0	.188	0	0	0-0	43	2	0	1.000
7 Denver Bryant	.000	7-0	6	0	0	0	0	0	0	0	.000	0	0	2	0	.000	0	0	0-1	0	0	0	.000
43 Haley Nillen	.000	3-0	3	0	0	0	0	0	0	0	.000	0	0	1	0	.000	0	0	0-0	0	0	0	.000
11 Maddie Majors	.000	2-0	2	0	0	0	0	0	0	0	.000	0	0	0	0	.000	0	0	0-0	0	0	0	.000
12 Carlee McCondichie	.000	14-0	2	1	0	0	0	0	0	0	.000	0	0	0	0	.000	0	0	0-0	6	4	0	1.000
55 Shelby Lowe	.000	17-14	0	0	0	0	0	0	0	0	.000	0	0	0	0	.000	0	0	0-0	1	12	2	.867
34 KK Dismukes	.000	9-1	0	0	0	0	0	0	0	0	.000	0	0	0	0	.000	0	0	0-0	0	3	0	1.000
4 Maddie Penta	.000	10-9	0	0	0	0	0	0	0	0	.000	0	0	0	0	.000	0	0	0-0	0	5	0	1.000
1 Samantha Yarbrough	.000	2-0	0	0	0	0	0	0	0	0	.000	0	0	0	0	.000	0	0	0-0	0	0	0	.000
14 Jadia Jones	.000	3-0	0	0	0	0	0	0	0	0	.000	0	0	0	0	.000	0	0	0-0	0	0	0	.000
27 Lexie Handley	.000	7-0	0	0	0	0	0	0	0	0	.000	0	0	0	0	.000	0	0	0-0	0	0	1	.000
Totals	.209	24	612	52	128	14	1	8	43	168	.275	37	11	130	2	.266	2	17	19-31	497	155	21	.969
Opponents	.252	24	638	76	161	22	0	16	66	231	.362	54	16	142	5	.325	3	10	20-26	507	220	29	.962

LOB - Team (120), Opp (148). DPs turned - Team (6), Opp (7). IBB - Team (0), Opp (5).

(SEC games only Sorted by Earned run avg)

Player	era	w-l	app	gs	cg	sho	sv	ip	h	r	er	bb	so	2b	3b	hr	b/avg	wp	hp	bk	sfa	sha	
55 Shelby Lowe	1.74	5-8	17	14	10	1/0	1	100.1	84	30	25	21	93	13	0	7	.229	2	6	0	2	8	
4 Maddie Penta	3.87	2-7	10	9	1	0/0	0	34.1	40	23	19	15	26	3	0	6	.286	2	4	0	1	0	

34 KK Dismukes	2.57	0-1	9	1	0	0/0	0	16.1	22	13	6	12	11	4	0	1	.314	2	4	0	0	1	
27 Lexie Handley	3.50	0-1	7	0	0	0/0	0	12.0	12	7	6	4	9	2	0	2	.240	0	1	0	0	1	
1 Samantha Yarbrough	7.88	0-0	2	0	0	0/0	0	2.2	3	3	3	2	3	0	0	0	.273	0	1	0	0	0	
Totals	2.49	7-17	24	24	11	1/0	1	165.2	161	76	59	54	142	22	0	16	.252	6	16	0	3	10	
Opponents	1.53	17-7	24	24	11	4/1	3	169.0	128	52	37	37	130	14	1	8	.209	2	11	0	2	17	

2022 TEAM HITTING LEADERS

BATTING AVERAGE

1.	Sydney Cox	.571
2.	Makayla Packer	.455
3.	Lindsey Garcia	.417
	Nelia Peralta	.417
5.	Jessie Blaine	.300

RUNS SCORED

1.	Makayla Packer	7
2.	Sydney Cox	6
3.	Carlee McCondichie	5
	Lindsey Garcia	5
5.	Kenadie Cooper	4

DOUBLES

1.	Sydney Cox	4
2.	Aubrie Lisenby	3
3.	Bri Ellis	2
4.	Three tied at ...	1

TOTAL BASES

1.	Sydney Cox	17
2.	Makayla Packer	14
3.	Bri Ellis	13
4.	Denver Bryant	10
5.	Two tied at ...	8

SAC BUNTS

1.	Denver Bryant	1
	Aspyn Godwin	1

SLUGGING PCT.

1.	Makayla Packer	1.273
2.	Sydney Cox	1.214
3.	Nelia Peralta	.667
4.	Lindsey Garcia	.583
5.	Jessie Blaine	.400

HITS

1.	Sydney Cox	8
2.	Carlee McCondichie	6
3.	Five tied at ...	5

TRIPLES

1.	Carlee McCondichie	1
	Makayla Packer	1
	Lindsey Garcia	1
	Denver Bryant	1
	Sydney Cox	1

WALKS

1.	Aspyn Godwin	2
	Lindsey Garcia	2
	Sydney Cox	2
	Makayla Packer	2
5.	Five tied at ...	1

SAC FLIES

1.	Nelia Peralta	1
----	---------------	---

ON BASE PCT.

1.	Sydney Cox	.625
2.	Makayla Packer	.600
3.	Lindsey Garcia	.500
4.	Nelia Peralta	.385
5.	Jessie Blaine	.300

RUNS BATTED IN

1.	Sydney Cox	7
2.	Nelia Peralta	6
3.	Carlee McCondichie	5
	Makayla Packer	5
5.	Three tied at ...	4

HOME RUNS

1.	Makayla Packer	2
	Bri Ellis	2
3.	Four tied at ...	1

HIT BY PITCH

1.	Makayla Packer	2
2.	Rose Roach	1
	Carlee McCondichie	1

STOLEN BASES

1.	Makayla Packer	4
2.	Lindsey Garcia	3
3.	Four tied at ...	1

2022 TEAM PITCHING LEADERS

EARNED RUN AVG.

1.	Shelby Lowe	0.00
2.	Maddie Penta	1.00

WINS

1.	Shelby Lowe	3
2.	Maddie Penta	2

STRIKEOUTS

1.	Maddie Penta	27
2.	Shelby Lowe	23

GAMES STARTED

1.	Shelby Lowe	3
2.	Maddie Penta	2

OPP. BATTING AVG.

1.	Shelby Lowe	.109
2.	Maddie Penta	.143

SAVES

1.	Maddie Penta	6
2.	Shelby Lowe	5

BATTERS SO LOOKING

1.	Maddie Penta	6
2.	Shelby Lowe	5

GAMES FINISHED

1.	Maddie Penta	1
----	--------------	---

WIN-LOSS PCT.

1.	Shelby Lowe	1.000
	Maddie Penta	1.000

INNINGS PITCHED

1.	Maddie Penta	14.0
2.	Shelby Lowe	13.0

APPEARANCES

1.	Shelby Lowe	3
	Maddie Penta	3

GAMES IN RELIEF

1.	Maddie Penta	1
----	--------------	---

2022 TEAM FIELDING LEADERS

FIELDING PCT.

1.	Aspyn Godwin	1.000
	Jessie Blaine	1.000
	Aubrie Lisenby	1.000
	Bri Ellis	1.000
	Denver Bryant	1.000

PUTOUTS

1.	Aspyn Godwin	28
2.	Jessie Blaine	14
3.	Aubrie Lisenby	12
4.	Bri Ellis	8
5.	Maddie Majors	4

ASSISTS

1.	Denver Bryant	4
	Nelia Peralta	4
3.	Shelby Lowe	2
	Rose Roach	2
5.	Three tied at ...	1

THE LAST TIME A TEAM...

BATTING

Did not strikeout in a game _____	vs. St. John's (2/12/2022)
Hit two grand slams in a game _____	at Arkansas (4/15/2016)
Hit three home runs in a game _____	vs. UNCW (2/16/2020)
Hit four home runs in a game _____	vs. Furman (2/17/2019)
Hit five home runs in a game _____	vs. Indiana State (2/28/2016)
All nine starters scored in a game _____	at Mississippi State (3/24/2019)
Scored 10+ runs _____	14 vs. St. John's (2/11/2022)
Scored 15+ runs _____	18 vs. UNCW (2/15/2020)
Scored 20+ runs _____	22 vs. Alabama State (3/21/2018)
Scored 20+ runs in consecutive games _____	21, 23 at Arkansas (4/16/2016-4/17/2016)
Scored 25+ runs _____	28 vs. Butler (2/13/2016)
Scored in every inning _____	vs. UMass Lowell (2/13/2022)
Had 20+ hits _____	20 at Arkansas (4/16/2016)
Had 25+ hits _____	26 vs. Butler (2/13/2016)
Drew 10+ walks _____	11 vs. Alabama State (3/21/2018)
Drew 15+ walks _____	16 vs. UL-Lafayette (5/22/2015)
Stole 5 bases _____	5 vs. #18 Minnesota (2/28/20)
Stole 6+ bases _____	6 vs. Alabama State (4/17/19)
Scored 8+ runs in an inning _____	9 in 1st inn. vs. Binghamton (2/29/2020)
Scored 10+ runs in an inning _____	12 in 6th inn. vs. Texas A&M (3/17/2019)
Scored 15+ runs in an inning _____	15 in 1st inn. vs. Butler (2/13/2015)

PITCHING

Shut out team in entire series _____	Outscored Arkansas 54-0 (3 games) (4/15-17/2016)
Shutout win _____	8-0 vs. UMass Lowell (5 inn.) (2/13/2022)
Back-to-back shutouts _____	14-0 vs. St. John's (5 inn., 9-0), vs. St. John's (5 inn.) (2/11/22 - 2/12/2022)
Three consecutive shutouts _____	5-0 vs. Saint Francis, 8-0 (5 inn.) vs. Maryland, 5-0 vs. Georgia State (2/17/2018-2/18/2018)
Five consecutive shutouts _____	4-0 vs. Marshall, 2-0 vs. Wichita State, 3-0 vs. Tennessee Tech, 2-0 vs. Furman, 18-0 vs. Tennessee Tech (2/8/2018-2/10/2018)
Was shut out _____	1-0 vs. Kennesaw State (5/22/2021)
Was shut out at home _____	2-0 vs. #13 Arkansas (4/3/21)
Was no-hit _____	7-0 (7 inn.) vs. #7 Florida (4/26/2019)
Perfect game against _____	6-0 vs. #1 Washington (2/11/2010)
Walked 10+ batters _____	12 at #13 Tennessee (4/30/2016)

FIELDING

Made 5 errors _____	5 at #13 Tennessee (5/1/2016)
Made 6+ errors _____	6 vs. #25 Georgia (3/15/2013)

WINS & LOSSES

Began season with at least 15 straight wins _____	2018
Won at least 10 straight games _____	10 (2/25/2021-3/6/2021)
Won at least 15 straight games _____	15 (2/8/2018-2/22/2018)
Road win vs. ranked SEC foe _____	9-5 at #16 LSU (5/8/2021)
Win vs. ranked team _____	9-5 at #16 LSU (5/8/2021)
Five-game winning streak vs. ranked foes _____	(3/17-3/25/2018)
Win vs. No. 1 ranked team _____	3-2 vs. #1 Oklahoma (2/9/2017)
Win vs. Top 5 team _____	3-0 at #5 Tennessee (4/7/2019)
Win vs. Top 10 team _____	2-1 vs. #7 Florida (4/27/2019)
Home series win vs. ranked SEC team _____	2-1 vs. #12 Kentucky (4/16-18/2021)
Home series sweep vs. ranked SEC team _____	3-0 vs. #18 Kentucky (3/23-3/25/2018)
Road series win vs. ranked SEC team _____	2-1 at #5 Tennessee (4/6/2019-4/7/2019)
Road series sweep vs. ranked SEC team _____	3-0 at #18 Georgia (3/31-2017-4/2/2017)
Won in extra innings _____	5-4 (9 inn.) vs. Georgia Southern (2/28/2020)
Lost in extra innings _____	1-0 (8 inn.) at Ole Miss (4/23/2021)
Was run-ruled _____	10-1 vs. #13 Florida State (5 inn.) (3/20/2021)
Won when trailing after 6 innings _____	vs. Georgia State (3/11/20)
Overcame 5+ run deficit to win _____	Trailed 7-0, won 8-7 (10 inn.) vs. UNCW (2/14/2020)

THE LAST TIME AN INDIVIDUAL...

BATTING

Had 4 hits _____	4, Sydney Cox vs. St. John's (2/11/2022)
Had 5+ hits _____	5, Jade Rhodes at Arkansas (4/16/2016)
Had 4 runs _____	4, Alyssa Rivera vs. UNCW (2/15/2020)
Had 5+ runs _____	5, Kim Blair vs. Alabama A&M (2/14/1999)
Had 2 doubles _____	2, Aubrie Lisenby vs. Seton Hall (2/12/2022)
Had 3+ doubles _____	3, Sydney Cox vs. St. John's (2/11/2022)
Had 2 triples _____	2, Kendall Veach vs. #18 Georgia (4/2/2017)
Had 2 home runs _____	2, Alyssa Rivera vs. UNCW (2/15/2020)
Had 2 home runs in same inn. _____	Justus Perry 3rd inn. vs. Alabama State (3/21/2018)
Had 3+ home runs _____	3, Jade Rhodes at Ole Miss (3/14/2015)
Had grand slam _____	Makayla Packer vs. IUPUI (2/27/2021)
Had back-to-back home runs _____	Tannon Snow and Carlee McCondie vs. UNCW (2/16/2020)
Had 5 RBI _____	6, Alyssa Rivera vs. UNCW (2/15/2020)
Had 6-7 RBI _____	6, Alyssa Rivera vs. UNCW (2/15/2020)
Had 8+ RBI _____	10, Holly Currie vs. Alabama State (2/9/2005)
Hit for the cycle _____	Holly Currie vs. Arkansas (3/12/2005)
Had 2 stolen bases _____	2, Makayla Packer vs. St. John's (2/11/2022)
Had 3+ stolen bases _____	3, Alyssa Rivera vs. Alabama State (4/17/2019)
Had 4 walks _____	4, Haley Fagan at #18 Georgia (3/31/2017)
Had walk-off hit _____	Riley McNemar vs. UMass Lowell (2/13/2022)
Had walk-off home run _____	Denver Bryant vs. Seton Hall (2/12/2022)
Had walk-off grand slam _____	Justus Perry vs. Texas A&M (3/17/19)
Had walk-off sac fly _____	Tannon Snow vs. Alabama State (2/14/2020)

PITCHING

Threw no-hitter _____	Shelby Lowe (5.0 IP) vs. St. John's (2/11/2022)
Combined no-hitter _____	Makayla Martin (3.0 IP) and Ashlee Swindle vs. Yale (2/25/2017)
Threw 7-inn. no-hitter _____	Maddie Penta (7.0 IP) vs. IUPUI (2/27/2021)
Threw extra-inn. no-hitter _____	Kristen Keyes vs. Georgia Tech (10.0 IP) (4/23/2003)
Threw perfect game _____	Kaylee Carlson vs. Ohio State (3/18/2017)
Threw one-hitter _____	Maddie Penta vs. St. John's (2/12/2022)
Combined one-hitter _____	Ashlee Swindle (4.0), Samantha Yarbrough (1.0) vs. UNCW (2/15/2020)
Threw CG shutout _____	Shelby Lowe (5.0 IP) vs. Seton Hall (2/12/2022)
Had 10 K's _____	11, Shelby Lowe vs. St. John's (2/11/2022)
Had 11-12 K's _____	11, Shelby Lowe vs. St. John's (2/11/2022)
Had 13-14 K's _____	16, Maddie Penta vs. Seton Hall (2/11/2022)
Had 15-17 K's _____	16, Maddie Penta vs. Seton Hall (2/11/2022)
Had 18+ K's _____	18, Anna Thompson vs. Middle Tennessee (2/20/2009)

ALL-TIME PERFECT GAMES & NO-HITTERS

PERFECT GAMES

1. Holly Currie vs. College of Charleston _____	2/11/05
2. Kaylee Carlson vs. Ohio State _____	3/18/17

NO-HITTERS

1. Brenda Espinoza vs. Jacksonville State _____	2/26/97
2. Denisse Montalvo/Mary Petrie vs. AA&M _____	2/14/99
3. Kristen Keyes vs. Georgia Tech _____	4/23/03
4. Holly Currie vs. College of Charleston _____	2/11/05
5. Holly Currie vs. Mercer _____	2/18/06
6. Holly Currie vs. Missouri _____	3/24/06
7. Beth DiPietro vs. Florida _____	3/28/06
8. Holly Currie vs. Tennessee Tech _____	4/3/06
9. Holly Currie vs. Ole Miss _____	5/6/06
10. Holly Currie vs. Marist _____	5/19/06
11. Holly Currie vs. Georgia State _____	2/14/07
12. Jenee Loree vs. Texas A&M-CC _____	2/6/09
13. Jenee Loree vs. Austin Peay _____	2/21/09
14. Anna Thompson vs. Louisiana Tech _____	3/5/10
15. Jenee Loree vs. IPFW _____	2/11/12
16. Jenee Loree vs. Presbyterian _____	3/11/12
17. Marcy Harper vs. Savannah State _____	3/14/13
18. Marcy Harper vs. Radford _____	3/14/14
19. Lexi Davis vs. IPFW _____	3/14/14
20. Marcy Harper vs. Savannah State _____	3/15/14
21. Marcy Harper vs. Appalachian State _____	2/11/16
22. Rachel Walters vs. Samford _____	3/16/16
23. Makayla Martin/Ashlee Swindle vs. Yale _____	2/25/17
24. Kaylee Carlson vs. Ohio State _____	3/18/17
25. Makayla Martin vs. Maryland _____	2/18/18
26. Maddie Penta vs. Southeast Missouri State _____	2/13/21
27. Maddie Penta vs. IUPUI _____	2/27/21
28. Shelby Lowe vs. St. John's _____	2/11/22

2022 TEAM GAME HIGHS

BATTING

At-Bats	27	vs. St. John's (Feb. 11, 2022)
Runs scored	14	vs. St. John's (Feb. 11, 2022)
Hits	14	vs. St. John's (Feb. 11, 2022)
RBI	11	vs. St. John's (Feb. 11, 2022)
Doubles	4	vs. St. John's (Feb. 11, 2022)
	4	vs. Seton Hall (Feb. 12, 2022)
Triples	2	vs. St. John's (Feb. 11, 2022)
Home Runs	2	vs. Seton Hall (Feb. 11, 2022)
	2	vs. St. John's (Feb. 11, 2022)
	2	vs. UMass Lowell (Feb. 13, 2022)
Total Bases	28	vs. St. John's (Feb. 11, 2022)
Walks	4	vs. Seton Hall (Feb. 11, 2022)
	4	vs. UMass Lowell (Feb. 13, 2022)
Strikeouts	6	vs. Seton Hall (Feb. 11, 2022)
Sac Bunts	1	vs. St. John's (Feb. 12, 2022)
	1	vs. Seton Hall (Feb. 12, 2022)
Sac Flies	1	vs. St. John's (Feb. 12, 2022)
Stolen Bases	4	vs. Seton Hall (Feb. 11, 2022)
Hit By Pitch	2	vs. Seton Hall (Feb. 11, 2022)
Caught Stealing	1	vs. UMass Lowell (Feb. 13, 2022)
Runners Left on Base	4	vs. St. John's (Feb. 11, 2022)
	4	vs. UMass Lowell (Feb. 13, 2022)
Hit into DP	1	vs. St. John's (Feb. 12, 2022)
	1	vs. UMass Lowell (Feb. 13, 2022)

FIELDING

Putouts	21	vs. Seton Hall (Feb. 11, 2022)
Assists	6	vs. Seton Hall (Feb. 12, 2022)
Errors	1	FOUR TIMES
Passed Balls	1	vs. Seton Hall (Feb. 11, 2022)
DPs Turned	1	vs. St. John's (Feb. 12, 2022)

PITCHING

Innings Pitched	7.0	vs. Seton Hall (Feb. 11, 2022)
Runs Allowed	3	vs. Seton Hall (Feb. 11, 2022)
Earned Runs	2	vs. Seton Hall (Feb. 11, 2022)
Walks Allowed	1	vs. Seton Hall (Feb. 11, 2022)
	1	vs. St. John's (Feb. 12, 2022)
	1	vs. UMass Lowell (Feb. 13, 2022)
Strikeouts	16	vs. Seton Hall (Feb. 11, 2022)
Hits Allowed	4	vs. Seton Hall (Feb. 11, 2022)
	4	vs. Seton Hall (Feb. 12, 2022)
Doubles Allowed	2	vs. Seton Hall (Feb. 12, 2022)
Homers Allowed	1	vs. Seton Hall (Feb. 11, 2022)
Wild Pitches:	1	vs. Seton Hall (Feb. 12, 2022)
Hit Batters	1	vs. St. John's (Feb. 11, 2022)

2022 INDIVIDUAL GAME HIGHS

BATTING

At-Bats	4	N. Peralta vs. Seton Hall (Feb. 11, 2022)
	4	S. Cox vs. St. John's (Feb. 11, 2022)
Runs scored	3	C. McCondichie vs. Seton Hall (Feb. 11, 2022)
	3	S. Cox vs. St. John's (Feb. 11, 2022)
Hits	4	S. Cox vs. St. John's (Feb. 11, 2022)
RBI	4	N. Peralta vs. Seton Hall (Feb. 11, 2022)
	4	S. Cox vs. St. John's (Feb. 11, 2022)
Doubles	3	S. Cox vs. St. John's (Feb. 11, 2022)
Triples	1	FIVE TIMES
Home Runs	1	EIGHT TIMES
Total Bases	10	S. Cox vs. St. John's (Feb. 11, 2022)
Walks	1	THIRTEEN TIMES
Strikeout	2	D. Bryant vs. Seton Hall (Feb. 11, 2022)
Sac Bunts	1	D. Bryant vs. St. John's (Feb. 12, 2022)
	1	A. Godwin vs. Seton Hall (Feb. 12, 2022)
Sac Flies	1	N. Peralta vs. St. John's (Feb. 12, 2022)
Stolen Bases	2	L. Garcia vs. Seton Hall (Feb. 11, 2022)
	2	M. Packer vs. St. John's (Feb. 11, 2022)
Hit By Pitch	1	FOUR TIMES
Caught Stealing	1	L. Garcia vs. UMass Lowell (Feb. 13, 2022)
Runners Left on Base	2	M. Engelkes vs. St. John's (Feb. 11, 2022)

FIELDING

Putouts	11	A. Godwin vs. St. John's (Feb. 11, 2022)
	11	A. Lisenby vs. UMass Lowell (Feb. 13, 2022)
Assists	2	FOUR TIMES
Errors	1	FOUR TIMES
Passed Balls	1	J. Blaine vs. Seton Hall (Feb. 11, 2022)

PITCHING

Innings Pitched	7.0	M. Penta vs. Seton Hall (Feb. 11, 2022)
Runs Allowed	3	M. Penta vs. Seton Hall (Feb. 11, 2022)
Earned Runs	2	M. Penta vs. Seton Hall (Feb. 11, 2022)
Walks Allowed	1	M. Penta vs. Seton Hall (Feb. 11, 2022)
	1	M. Penta vs. St. John's (Feb. 12, 2022)
	1	M. Penta vs. UMass Lowell (Feb. 13, 2022)
Strikeouts	16	M. Penta vs. Seton Hall (Feb. 11, 2022)
Hits Allowed	4	M. Penta vs. Seton Hall (Feb. 11, 2022)
	4	Shelby Lowe vs. Seton Hall (Feb. 12, 2022)
Doubles Allowed	2	Shelby Lowe vs. Seton Hall (Feb. 12, 2022)
Homers Allowed	1	M. Penta vs. Seton Hall (Feb. 11, 2022)
Wild Pitches	1	S. Lowe vs. Seton Hall (Feb. 12, 2022)
Hit Batters	1	S. Lowe vs. St. John's (Feb. 11, 2022)

HEAD COACH MICKEY DEAN

Mickey Dean enters his fifth season as the head coach of the Auburn softball program. In 14 years at the collegiate level, Dean has coached 10 NCAA Tournament teams, including one super regional participant, and won nine conference championships. He is one of four active head coaches to led three different programs to the NCAA Tournament.

A native of Elkton, Va., Dean has guided 79 all-conference players, 44 all-region honorees and eight all-Americans, including 2017 National Player of the Year, Megan Good. He has also been touted as the conference coach of the year eight times.

During his time on the Plains, Dean has guided the Tigers to a 123-73 overall record and three NCAA Regional appearances. Dean's resume at Auburn also includes four NFCA All-Region selections and three All-SEC selections. He also guided slugger Kendall Veach to All-America honors from Softball America in 2019.

In his fourth season at Auburn, Dean navigated the Tigers through the uncertainties of playing a season during the heart of COVID-19 pandemic. He carried Auburn to 27 victories, highlighted by the program's first victories in Columbia, Mo., College Station, Texas, and Baton Rouge, La., since 2015. The Tigers also upset No. 12 Kentucky picking up the series win at Jane B. Moore Field.

Dean would earn his 100th victory as head coach of the Tigers on Feb. 20, 2021, as Auburn upset No. 10 South Carolina 5-4 in non-conference competition during the Osprey/Dolphin Invitational in Jacksonville, Fla. Dean would add his 600th career head coaching victory on April 25, 2021, when Auburn took a 3-1 victory over Ole Miss in Oxford, Miss.

The 2021 season was highlighted by the breakout performances from pitching freshman duo Shelby Lowe and Maddie Penta. The pair combined for a total of five SEC Freshman of the Week honors becoming just the second and third Auburn freshman pitchers to win the award multiple times in a season. Penta set the program record with three freshman weekly honors from the league office.

After becoming the first Auburn freshman pitcher to toss a no-hitter in a season opener in Auburn's 8-0 win over Southeast Missouri State, Penta would close her debut season with a pair of no-hitters. Penta would toss Auburn's first seven-inning no-hitter since 2012 in a 5-0 victory over IUPUI. She was the first Auburn pitcher since Marcy Harper in 2014 to pitch multiple no-hitters in the same season.

Lowe turned in one of the most dominating pitching performances by an Auburn freshman in school history. Lowe closed the year setting Auburn's single-season record for fewest walks allowed per seven innings (1.18), while also ranking sixth in single-season history for earned run average (1.48), eighth for longest scoreless innings streak (24.1) and 10th in strikeouts (179) and complete games (15). Her 179 strikeouts were the most by an Auburn pitcher in over a decade. Lowe recorded the second most strikeouts and second lowest ERA by an Auburn freshman pitcher in program history.

Lowe and Penta both surpassed 100 strikeouts during their freshman campaigns, marking the first time in school history that Auburn had two freshman pitchers surpass 100+ strikeouts in the same season.

The duo was honored alongside fellow freshmen Makayla Packer and Sydney Cox as members of the 2021 SEC All-Freshman Team, setting Auburn's program record with the four selections. Lowe added All-SEC Second Team honors to become the only freshman pitcher in program history to be honored with all-conference honors during their debut season. Maddison Kopeke rounded out the SEC accolades with a selection to the SEC All-Newcomer Team.

Lowe would go on to be one of 15 finalists for the Schutt Sports/

NFCA Division I National Freshman of the Year award and would secure NFCA All-Southeast Region Third Team honors.

Dean's third season at Auburn was shortened due to the COVID-19 pandemic. Before the 2020 season was halted, Dean helped the Tigers to 16 wins, highlighted by victories over No. 25 Northwestern and No. 16 Minnesota. The Tigers made program history on March 2, 2020, when Alyssa Rivera (Player), Samantha Yarbrough (Pitcher) and Carlee McCondichie (Freshmen) swept the SEC's weekly awards. It marked the first time Auburn has swept all three SEC awards.

Auburn closed the 2019 season with a 39-21 overall record, earning its sixth straight NCAA Tournament bid. The Tigers closed the conference slate with a 10-14 mark and earned a spot in the 2019 SEC Softball Tournament semifinals. Dean guided Kendall Veach to All-SEC and NFCA All-Region team honors. The program made history as the senior class was drafted in the 2019 National Pro Fastpitch Draft.

Dean led Auburn to a 15-0 start to open the 2018 season, which tied the best start in program history and were the most wins in SEC history among first-year head coaches. He earned his 500th career win during the Wilson/DeMarini Classic when Auburn earned a shutout win over Western Illinois on Mar. 4. He led the Tigers to their 800th win in program history with a 2-1 victory over Kennesaw State on April 4.

Dean came to Auburn after five seasons as the head coach at James Madison. During his five-year stint at James Madison, Dean compiled a record of 237-56 (.809). He amassed five 40-win seasons, including the final two campaigns with 52 and 50 victories, respectively. The Dukes broke 104 program records, including over 40 pitching records while boasting one of the nation's top staffs under Dean's guidance.

Prior to his reign in Harrisonburg, Va., Dean spent six seasons as the head coach at Radford where he took the Highlanders to their first-ever NCAA Tournament appearances in 2009 and 2010. Before taking the position at Radford, Dean served as an assistant coach at Akron (2001-02), Indiana (2002-04) and Longwood (2005-06).

In addition to his collegiate coaching experience, Dean has also worked on the professional and international level.

He was the pitching coach for the Venezuelan National Team (2002-08) and the head coach for the Chicago Bandits (2004-10) that finished as the National Pro Fastpitch regular season champions five times and won the title in 2008.

Dean was named NPF Manager of the Year three times and coached world-renowned pitcher Jennie Finch, who was the NPF's Co-Pitcher of the Year in 2005 and has a gold and silver medal from her two Team USA Olympic appearances.

A 1987 graduate of Elon University, Dean was a pitcher on the baseball team where he was a four-year letterwinner.

Dean and his wife, Liz, have one son, Isaac, and one daughter, Caroline.



QUICK FACTS

Hometown/Birthplace _____ Elkton, Va.
 College _____ Elon '87
 Family _____ wife, Liz, son, Isaac, daughter, Caroline

COACHING RECORD

Head Coaching Career _____ 15th Season
 Career Record _____ 606-243 (.714)
 NCAA Regionals _____ 10
 NCAA Super Regionals _____ 1
 Conference Championships _____ 9

COACHING CAPSULE

2018-Present	Auburn - Head Coach	128-71
2013-17	James Madison - Head Coach	237-56
2007-12	Radford - Head Coach	241-116

YEAR-BY-YEAR RESULTS

2022	Auburn	5-0
2021	Auburn	27-22
2020*	Auburn	16-11
2019	Auburn	39-21
2018	Auburn	41-17
2017	James Madison	52-8
2016	James Madison	50-6
2015	James Madison	48-10
2014	James Madison	45-15
2013	James Madison	42-17
2012	Radford	34-21
2011	Radford	38-21
2010	Radford	38-17
2009	Radford	41-15
2008	Radford	46-15
2007	Radford	44-27

AUBURN COACHING HIGHLIGHTS

- Three NCAA Regional appearances (2018, 2019, 2021)
- One All-American honoree (Kendall Veach - Softball America)
- Seven National Pro Fastpitch Draft selections
- One Finalist for Schutt Sports/NFCA Freshman of the Year (Shelby Lowe - Top 15)
- Three NFCA All-Region selections
- Three All-SEC Team selections
- Two SEC All-Defensive Team selections
- Five SEC All-Freshman Team selections
- One SEC All-Newcomer Team selection
- Two SEC All-Tournament Team selections
- One D1 Softball Freshman of the Week honor
- Thirteen SEC Players of the Week honors
- Three SEC Pitcher of the Week honors
- One SEC Newcomer of the Week honor
- Seven SEC Freshman of the Week honors

PLAYER CAPSULES



ASPYN GODWIN

00

CATCHER/OUTFIELD

Sr. | 5-8 | R/R

Silverhill, Ala. | Daphne

SEASON HIGH

3, vs. St. John's (2/12/2022) _____ AB ___4 (2x), last vs. Georgia Southern (2/28/20)
 1 (2x), last vs. Seton Hall (2/12/2022) _____ R _____ 2 (4x), last vs. IUPUI (2/27/21)
 1, vs. St. John's (2/11/2022) _____ H _____ 2 (8x), last vs. Southern Miss (3/5/21)
 _____ 2B _____ 2 (2x), last vs. Mercer (3/8/19)
 _____ 3B _____ 1 (5x), last vs. Southern Miss (3/5/21)
 1, vs. St. John's (2/11/2022) _____ HR _____ 1 (9x), last vs. St. John's (2/11/2022)
 2, vs. St. John's (2/11/2022) _____ RBI _____ 3 (2x), last vs. SEMO (2/13/21)

CAREER HIGH

2022 SEASON HIGHLIGHTS

First home run of senior season was a towering two-run shot over the scoreboard at Jane B. Moore Field versus St. John's (2/11) ... currently ranks tied for 11th in the SEC in home runs and third in sacrifice bunts per game ... has not struck out during an at-bat this season ... tied for fifth in program single-season history with three triples in 2021 ...

GAME BY GAME BATTING

DATE	OPPONENT	POS	AB	R	H	RBI	2B	3B	HR	BB	SB	CS	HBP	SAC	SF	GDP	K	PO	A	E	AVG
Feb. 11	SETON HALL	*C/DP	2	0	0	0	0	0	0	0	0	0	0	0	0	0	0	7	0	0	.000
Feb. 11	ST. JOHN'S	*C	2	1	1	2	0	0	1	1	0	0	0	0	0	0	0	11	0	0	.250
Feb. 12	ST. JOHN'S	*C/DP	3	0	0	0	0	0	0	0	0	0	0	0	0	0	0	5	0	0	.143
Feb. 12	SETON HALL	*C	1	1	0	0	0	0	0	1	0	0	0	1	0	0	0	5	0	0	.125
TOTALS		4 GS	8	2	1	2	0	0	1	2	0	0	0	1	0	0	0	28	0	0	.125

On Base Pct. .300 | Slugging Pct. .500

GODWIN'S OVERALL CAREER STATS

YEAR	AVG	GP-GS	AB	R	H	2B	3B	HR	RBI	TB	SLG%	BB	HBP	SO	GDP	OB%	SF	SH	SB-ATT	PO	A	E	FLD%
2019	.286	33-7	42	9	12	2	1	1	13	19	.452	6	0	10	0	.375	0	0	1-1	1	0	0	1.000
2020	.244	21-13	41	5	10	1	1	2	4	19	.463	3	0	7	1	.295	0	2	0-0	21	3	0	1.000
2021	.217	47-43	106	11	23	5	3	5	18	49	.460	7	0	27	0	.263	1	3	0-1	315	28	7	.980
2022	.125	4-4	8	2	1	0	0	1	2	4	.500	2	0	0	0	.300	0	1	0-0	28	0	0	1.000
TOTAL	.234	105-67	197	27	46	8	5	9	37	91	.462	18	0	44	1	.296	1	6	1-2	365	31	7	.983

PLAYER CAPSULES



SAMANTHA YARBROUGH

1

RIGHT-HANDED PITCHER

Sr. | 5-6 | R/R

Fairhope, Ala. | South Alabama

SEASON HIGH

IP	10.0, at Florida (3/7/20)
H	10, at Florida (3/7/20)
R	6, vs. South Carolina (2/21/21)
ER	6, vs. South Carolina (2/21/21)
BB	5, vs. IUPUI (2/27/21)
SO	10, at Jacksonville (3/10/20)
Pitches	174, at Florida (3/7/20)

CAREER HIGH

2022 SEASON HIGHLIGHTS

--

GAME BY GAME PITCHING

DATE	OPPONENT	GS	IP	H	R	ER	BB	SO	2B	3B	HR	WP	BK	HBP	IBB	SCORE	W-L	SV	ERA	NP	

YARBROUGH'S OVERALL CAREER STATS

YEAR	ERA	W-L	APP	GS	CG	SHO	SV	IP	H	R	ER	BB	SO	2B	3B	HR	BF	BAVG	WP	HBP	BK	SFA	SHA
2020	1.15	6-0	13	3	2	0/2	1	48.2	24	11	8	25	53	5	0	1	197	.147	3	3	0	1	5
2021	6.10	1-1	5	1	0	0/1	0	10.1	10	9	9	9	14	3	0	1	53	.244	1	2	0	0	1
2022	0.00	0-0	0	0	0	0/0	0	0.0	0	0	0	0	0	0	0	0	0	.000	0	0	0	0	0
TOTAL	2.02	7-1	18	4	2	0/3	1	59.0	34	20	17	34	67	8	0	2	250	.167	4	5	0	1	6

PLAYER CAPSULES



SYDNEY COX

2

UTILITY

So. | 5-3 | L/R

Asheboro, N.C. | Asheboro

SEASON HIGH

4, vs. St. John's (2/11/2022)	AB	4 (3x), last vs. St. John's (2/11/2022)
3, vs. St. John's (2/11/2022)	R	3, vs. St. John's (2/11/2022)
4, vs. St. John's (2/11/2022)	H	4, vs. St. John's (2/11/2022)
3, vs. St. John's (2/11/2022)	2B	3, vs. St. John's (2/11/2022)
1, vs. Seton Hall (2/11/2022)	3B	1, vs. Seton Hall (2/11/2022)
1, vs. St. John's (2/11/2022)	HR	1 (2x), last vs. St. John's (2/11/2022)
4, vs. St. John's (2/11/2022)	RBI	4, vs. St. John's (2/11/2022)

CAREER HIGH

2022 SEASON HIGHLIGHTS

Leads the SEC in doubles and doubles per game ... ranks third nationally with four doubles ... also ranks second in the SEC in hits, total bases and triples, fourth in batting average and slugging percentage, sixth in on base percentage, seventh in runs per games, ninth in RBI per game, 10th in triples per game and 11th in home runs ... enters the weekend with an active five-game hit streak ... slugged her first collegiate triple in Auburn's season opener versus Seton Hall (2/11) ... turned in a career performance against St. John's (2/11), going 4-for-4 with three doubles, a home run, three runs scored and four RBI ... first Tiger to knock three doubles in a game since Brooke Latham vs. UCLA on March 3, 2012 ...

GAME BY GAME BATTING

DATE	OPPONENT	POS	AB	R	H	RBI	2B	3B	HR	BB	SB	CS	HBP	SAC	SF	GDP	K	PO	A	E	AVG
Feb. 11	SETON HALL	*3B	3	2	1	2	0	1	0	1	1	0	0	0	0	0	0	1	0	0	.333
Feb. 11	ST. JOHN'S	*3B	4	3	4	4	3	0	1	0	0	0	0	0	0	0	0	0	0	0	.714
Feb. 12	ST. JOHN'S	*3B	3	0	1	0	0	0	0	0	0	0	0	0	0	0	0	0	0	0	.600
Feb. 12	SETON HALL	*3B	3	0	1	1	1	0	0	0	0	0	0	0	0	0	0	0	1	0	.538
Feb. 13	UMASS Lowell	*3B	1	1	1	0	0	0	0	1	0	0	0	0	0	0	0	0	0	0	.571
TOTALS		5 GS	14	6	8	7	4	1	1	2	1	0	0	0	0	0	0	1	1	0	.571

On Base Pct. .625 | Slugging Pct. 1.214

COX'S OVERALL CAREER STATS

YEAR	AVG	GP-GS	AB	R	H	2B	3B	HR	RBI	TB	SLG%	BB	HBP	SO	GDP	OB%	SF	SH	SB-ATT	PO	A	E	FLD%
2021	.256	49-45	121	12	31	9	0	1	12	43	.355	17	2	20	1	.355	1	4	3-5	71	72	7	.953
2022	.571	5-5	14	6	8	4	1	1	7	17	1.214	2	0	0	0	.625	0	0	1-1	1	1	0	1.000
TOTAL	.289	54-50	135	18	39	13	1	2	19	60	.444	19	2	20	1	.382	1	4	4-6	72	73	7	.954

PLAYER CAPSULES



PAIGE GERAGHTY

3

OUTFIELD

So. | 5-8 | L/R

Frankfort, Ill. | Lincoln-Way East

SEASON HIGH

1, vs. UMass Lowell (2/13/22) _____ AB _____ 1 (8x), last vs. UMass Lowell (2/13/22)

1 (2x), last vs. Seton Hall (2/12/22) _____ R _____ 1 (8x), last vs. Seton Hall (2/12/22)

1, vs. UMass Lowell (2/13/22) _____ H _____ 1 (3x), last vs. UMass Lowell (2/13/22)

_____ 2B _____

_____ 3B _____

_____ HR _____

_____ RBI _____

CAREER HIGH

2021 SEASON HIGHLIGHTS

Appeared in four contests primarily as a pinch runner and a reserve outfielder ... threw out a runner at the plate with perfect strike from right field to preserve Auburn's shutout versus UMass Lowell (2/13) ...

GAME BY GAME HITTING

DATE	OPPONENT	POS	AB	R	H	RBI	2B	3B	HR	BB	SB	CS	HBP	SAC	SF	GDP	K	PO	A	E	AVG
Feb. 11	ST JOHN'S	PR/OF	0	0	0	0	0	0	0	0	0	0	0	0	0	0	0	1	0	0	.000
Feb. 12	ST. JOHN'S	PR	0	1	0	0	0	0	0	0	0	0	0	0	0	0	0	0	0	0	.000
Feb. 12	SETON HALL	PR	0	1	0	0	0	0	0	0	0	0	0	0	0	0	0	0	0	0	.000
Feb. 13	UMASS LOWELL	OF	1	0	1	0	0	0	0	0	0	0	0	0	0	0	0	0	1	0	1.000
TOTALS		0 GS	1	2	1	0	0	0	0	0	0	0	0	0	0	0	0	1	1	0	1.000

On Base Pct. 1.000 | Slugging Pct. 1.000

GERAGHTY'S OVERALL CAREER STATS

YEAR	AVG	GP-GS	AB	R	H	2B	3B	HR	RBI	TB	SLG%	BB	HBP	SO	GDP	OB%	SF	SH	SB-ATT	PO	A	E	FLD%
2021	.286	28-0	7	6	2	0	0	0	0	2	.400	1	0	1	0	.375	0	0	5-8	0	0	0	.000
2022	1.000	4-0	1	2	1	0	0	0	0	1	1.000	0	0	0	0	1.000	0	0	0-0	1	1	0	1.000
TOTAL	.375	32-0	8	8	3	0	0	0	0	3	.375	1	0	1	0	.444	0	0	5-8	1	1	0	1.000

PLAYER CAPSULES



LINDSEY GARCIA

5

INFIELD

Jr. | 5-5 | R/R

Coral Springs, Fla. | Coral Springs Charter School

SEASON HIGH

3 (3x), last vs. Seton Hall (2/12/22) _____ AB _____ 4, at Troy (3/10/21)
 2 (2x), last vs. Seton Hall (2/12/22) _____ R _____ 2 (2x), last vs. Seton Hall (2/12/22)
 2 (2x), last vs. Seton Hall (2/12/22) _____ H _____ 2 (8x), last vs. Seton Hall (2/12/22)
 _____ 2B _____ 1 (6x), last at LSU (5/7/21)
 1, vs. Seton Hall (2/12/22) _____ 3B _____ 1 (2x), last vs. Seton Hall (2/12/22)
 _____ HR _____ 1 (3x), last vs. Alabama State (4/13/21)
 2, vs. Seton Hall (2/12/22) _____ RBI _____ 3, vs. Southeastern Louisiana (3/6/21)

CAREER HIGH

2022 SEASON HIGHLIGHTS

Ranks tied for second in the SEC in triples, eighth in stolen bases and tied for 10th in runs per game, stolen bases per game and triples per game ... set career high with a pair of runs scored versus St. John's (2/12) ...

GAME BY GAME HITTING

DATE	OPPONENT	POS	AB	R	H	RBI	2B	3B	HR	BB	SB	CS	HBP	SAC	SF	GDP	K	PO	A	E	AVG
Feb. 11	SETON HALL	*OF	2	1	0	0	0	0	0	1	2	0	0	0	0	0	1	0	0	0	.000
Feb. 11	ST. JOHN'S	*OF	3	0	1	1	0	0	0	0	0	0	0	0	0	0	1	0	0	0	.200
Feb. 12	ST. JOHN'S	*OF	3	2	2	1	0	0	0	0	1	0	0	0	0	0	0	1	0	0	.375
Feb. 12	SETON HALL	*OF	3	2	2	2	0	1	0	0	0	0	0	0	0	0	0	1	0	0	.455
Feb. 13	UMASS LOWELL	*OF	1	0	0	0	0	0	0	1	0	1	0	0	0	0	0	0	0	0	.417
TOTALS		5 GS	12	5	5	4	0	1	0	2	3	1	0	0	0	0	2	2	0	0	.417

On Base Pct. .500 | Slugging Pct. .583

GARCIA'S OVERALL CAREER STATS

YEAR	AVG	GP-GS	AB	R	H	2B	3B	HR	RBI	TB	SLG%	BB	HBP	SO	GDP	OB%	SF	SH	SB-ATT	PO	A	E	FLD%
2020	.263	19-4	19	7	5	3	1	0	4	10	.526	3	1	7	0	.391	0	0	1-1	1	4	0	1.000
2021	.236	45-38	106	16	25	3	0	3	15	38	.349	8	3	18	0	.303	2	2	5-5	13	16	5	.853
2022	.417	5-5	12	5	5	0	1	0	4	7	.583	2	0	2	0	.500	0	0	3-4	2	0	0	1.000
TOTAL	.255	69-47	137	28	35	6	2	3	23	54	.394	13	4	27	0	.331	2	2	9-10	16	20	5	.878

PLAYER CAPSULES



DENVER BRYANT

7

INFIELD

So. | 5-6 | R/R

Albany, Ga. | Dougherty

SEASON HIGH

3, vs. Seton Hall (2/12/22) _____ AB _____ 3 (5x), last vs. Seton Hall (2/12/22)
 1 (3x), last vs. Seton Hall (2/12/22) _____ R _____ 1 (7x), last vs. Seton Hall (2/12/22)
 2, vs. Seton Hall (2/12/22) _____ H _____ 2 (2x), last vs. Seton Hall (2/12/22)
 _____ 2B _____ 1 (2x), last vs. Troy (3/4/21)
 1, vs. St. John's (2/11/22) _____ 3B _____ 1, vs. St. John's (2/11/22)
 1, vs. Seton Hall (2/12/22) _____ HR _____ 1 (2x), last vs. Seton Hall (2/12/22)
 2, vs. Seton Hall (2/12/22) _____ RBI _____ 2, vs. Seton Hall (2/12/22)

CAREER HIGH

2022 SEASON HIGHLIGHTS

Knocked her first collegiate triple versus St. John's (2/11) ... slugged a two-run home run to walk off Auburn's five-inning victory over Seton Hall (2/12) ... the game was her first multi-RBI game of her career ...

GAME BY GAME HITTING

DATE	OPPONENT	POS	AB	R	H	RBI	2B	3B	HR	BB	SB	CS	HBP	SAC	SF	GDP	K	PO	A	E	AVG
Feb. 11	SETON HALL	*2B	2	0	0	0	0	0	0	0	0	0	0	0	0	0	2	0	1	0	.000
Feb. 11	ST. JOHN'S	*2B	1	1	1	1	0	1	0	1	0	0	0	0	0	0	0	0	0	0	.333
Feb. 12	ST. JOHN'S	*2B	1	1	1	1	0	0	0	0	1	0	0	1	0	0	0	0	0	0	.500
Feb. 12	SETON HALL	*2B	3	1	2	2	0	0	1	0	0	0	0	0	0	0	0	1	2	0	.571
Feb. 13	UMASS LOWELL	*2B	2	0	1	0	0	0	0	0	0	0	0	0	0	0	0	1	1	0	.556
TOTALS		5 GS	9	3	5	4	0	1	1	1	1	0	0	1	0	0	2	2	4	0	.556

On Base Pct. .600 | Slugging Pct. 1.111

BRYANT'S OVERALL CAREER STATS

YEAR	AVG	GP-GS	AB	R	H	2B	3B	HR	RBI	TB	SLG%	BB	HBP	SO	GDP	OB%	SF	SH	SB-ATT	PO	A	E	FLD%
2021	.156	23-10	32	4	5	2	0	1	3	10	.313	2	0	13	0	.206	0	0	0-1	7	6	3	.813
2022	.556	5-5	9	3	5	0	1	1	4	10	1.111	1	0	2	0	.600	0	1	1-1	2	4	0	1.000
TOTAL	.244	28-15	41	7	10	2	1	2	7	20	.488	3	0	15	0	.295	0	1	1-2	9	10	3	.864

PLAYER CAPSULES



MADDIE PENTA

9

RIGHT-HANDED PITCHER

So. | 6-2 | R/R

Chesapeake City, Md. | Bohemia Manor

SEASON HIGH

7.0, vs. Seton Hall (2/11/22) _____ IP _____ 7.0 (6x), last vs. Seton Hall (2/11/22)
 4, vs. Seton Hall (2/11/22) _____ H _____ 9, vs. Alabama (3/12/21)
 3, vs. Seton Hall (2/11/22) _____ R _____ 5 (2x), last vs. Florida State (3/20/21)
 2, vs. Seton Hall (2/11/22) _____ ER _____ 4 (3x), last vs. Florida State (3/20/21)
 1 (3x), last vs. UMass Lowell (2/13/22) _____ BB _____ 5, vs. South Carolina (2/20/21)
 16, vs. Seton Hall (2/11/22) _____ SO _____ 17, vs. IUPUI (2/27/21)
 112, vs. Seton Hall (2/11/22) _____ Pitches _____ 140, vs. South Carolina (2/20/21)

CAREER HIGH

2022 SEASON HIGHLIGHTS

Leads the SEC and ranks 10th nationally in total strikeouts ... also ranks seventh in the country and second in the SEC in strikeouts per seven innings ... additional SEC rankings include second in shutouts, third in victories, seventh in strikeout to walk ratio, ninth in hits allowed per seven innings and 13th in earned run average ... fanned 16 batters in Auburn's season opener versus Seton Hall (2/11), one shy of her career total ...

GAME BY GAME PITCHING

DATE	OPPONENT	GS	IP	H	R	ER	BB	SO	2B	3B	HR	WP	BK	HBP	IBB	SCORE	W-L	SV	ERA	NP
Feb. 11	SETON HALL	*	7.0	4	3	2	1	16	0	0	1	0	0	0	0	10-3	1-0	0	2.00	112
Feb. 12	ST. JOHN'S	*	5.0	1	0	0	1	7	0	0	0	0	0	0	0	9-0	2-0	0	1.17	75
Feb. 13	UMASS LOWELL		2.0	2	0	0	1	4	0	0	0	0	0	0	0	8-0	2-0	0	1.00	45
TOTALS		2	14.0	7	3	2	3	27	0	0	1	0	0	0	0	27-3	2-0	0	1.00	232

PENTA'S OVERALL CAREER STATS

YEAR	ERA	W-L	APP	GS	CG	SHO	SV	IP	H	R	ER	BB	SO	2B	3B	HR	BF	BAVG	WP	HBP	BK	SFA	SHA
2021	2.78	9-9	21	20	6	3/1	0	88.0	69	42	35	44	105	5	0	8	384	.211	2	9	0	2	2
2022	1.00	2-0	3	2	2	1/1	0	14.0	7	3	2	3	27	0	0	1	52	.143	0	0	0	0	0
TOTAL	2.54	11-9	24	22	8	4/2	0	102.0	76	45	37	47	132	5	0	9	436	.202	2	9	0	2	2

PLAYER CAPSULES



MAKAYLA PACKER 10

UTILITY

So. | 5-8 | R/R

Chattanooga, Tenn. | Baylor School

SEASON HIGH

3, vs. St. John's (2/12/22) _____ AB _____ 3 (23x), last St. John's (2/12/22)
 2 (2x), last vs. St. John's (2/11/22) _____ R _____ 3, last at LSU (5/8/21)
 2, vs. St. John's (2/11/22) _____ H _____ 3, at Texas A&M (4/9/21)
 1, vs. St. John's (2/12/22) _____ 2B _____ 1 (4x), last vs. St. John's (2/12/22)
 1, vs. St. John's (2/11/22) _____ 3B _____ 1 (2x), vs. St. John's (2/11/22)
 1 (2x), last vs. UMass Lowell (2/13/22) _____ HR _____ 1 (5x), last vs. UMass Lowell (2/13/22)
 2 (2x), last vs. UMass Lowell (2/13/22) _____ RBI _____ 4, vs. IUPUI (2/27/21)

CAREER HIGH

2022 SEASON HIGHLIGHTS

One of just five SEC student-athletes to slug multiple home runs over opening weekend ... currently ranks 15th nationally and third in the SEC in slugging percentage ... stolen the 16th most bases in the country and the second most in the SEC ... also ranks second in the league in triples, third in runs per game, 5th in stolen bases per game, home runs and hit by pitches, sixth in total bases, seventh in on-base percentage and 10th in home runs per game and triples per game ... a perfect 20-for-20 in stolen base attempts during her career ... currently ranks tied for 23rd in school history for career stolen bases ...

GAME BY GAME HITTING

DATE	OPPONENT	POS	AB	R	H	RBI	2B	3B	HR	BB	SB	CS	HBP	SAC	SF	GDP	K	PO	A	E	AVG	
Feb. 11	SETON HALL	*OF	2	2	1	1	0	0	1	1	0	0	1	0	0	0	0	0	0	0	0	.500
Feb. 11	ST. JOHN'S	*OF	2	2	2	2	0	1	0	1	2	0	0	0	0	0	0	0	0	0	0	.750
Feb. 12	ST. JOHN'S	*OF	3	1	1	0	1	0	0	0	1	0	0	0	0	0	0	1	0	0	0	.571
Feb. 12	SETON HALL	*OF	2	1	0	0	0	0	0	0	1	0	1	0	0	0	0	1	0	0	0	.444
Feb. 13	UMASS LOWELL	*OF	2	1	1	2	0	0	1	0	0	0	0	0	0	0	1	0	0	0	0	.455
TOTALS		5 GS	11	7	5	5	1	1	2	2	4	0	2	0	0	0	1	2	0	0	0	.455

On Base Pct. .600 | Slugging Pct. 1.273

PACKER'S OVERALL CAREER STATS

YEAR	AVG	GP-GS	AB	R	H	2B	3B	HR	RBI	TB	SLG%	BB	HBP	SO	GDP	OB%	SF	SH	SB-ATT	PO	A	E	FLD%
2021	.303	45-38	99	19	30	3	1	3	15	44	.444	10	3	27	1	.384	0	5	16-16	51	2	1	.981
2022	.455	5-5	11	7	5	1	1	2	5	14	1.273	2	2	1	0	.600	0	0	4-4	2	0	0	1.000
TOTAL	.318	50-43	110	26	35	4	2	5	20	58	.527	12	5	28	1	.409	0	5	20-20	53	2	1	.982

PLAYER CAPSULES



MADDIE MAJORS 11

OUTFIELD/FIRST BASE
Jr. | 5-8 | L/R
Birmingham, Ala. | Spain Park
SEASON HIGH

3, vs. Seton Hall (2/11/22)	AB	3, vs. Seton Hall (2/11/22)
	R	
	H	1, vs. Troy (3/4/21)
	2B	1, vs. Troy (3/4/21)
	3B	
	HR	
	RBI	1, vs. Troy (3/4/21)

CAREER HIGH

2022 SEASON HIGHLIGHTS

Earned first collegiate start in Auburn's season opener versus Seton Hall (2/11) ...

GAME BY GAME HITTING

DATE	OPPONENT	POS	AB	R	H	RBI	2B	3B	HR	BB	SB	CS	HBP	SAC	SF	GDP	K	PO	A	E	AVG
Feb. 11	SETON HALL	*1B	3	0	0	0	0	0	0	0	0	0	0	0	0	0	1	3	0	0	.000
Feb. 13	UMASS LOWELL	1B	0	0	0	0	0	0	0	1	0	0	0	0	0	0	0	1	0	0	.000
TOTALS		1 GS	3	0	0	0	0	0	0	1	0	0	0	0	0	0	1	4	0	0	.000

On Base Pct. .250 | Slugging Pct. .000

MAJORS'S OVERALL CAREER STATS

YEAR	AVG	GP-GS	AB	R	H	2B	3B	HR	RBI	TB	SLG%	BB	HBP	SO	GDP	OB%	SF	SH	SB-ATT	PO	A	E	FLD%
2020	.000	4-0	4	0	0	0	0	0	0	0	.000	0	1	1	1	.200	0	0	0-0	1	0	0	1.000
2021	.250	5-0	4	0	1	1	0	0	1	2	.500	0	0	0	0	.250	0	0	0-0	4	0	0	1.000
2022	.000	2-1	3	0	0	0	0	0	0	0	.000	1	0	1	0	.250	0	0	0-0	4	0	0	1.000
TOTAL	.091	11-1	11	0	1	1	0	0	1	2	.250	1	1	2	1	.231	0	0	0-0	9	0	0	1.000

PLAYER CAPSULES



CARLEE MCCONDICHIE **12**

UTILITY

Jr. | 5-7 | L/R

Birmingham, Ala. | Gardendale

SEASON HIGH

2 (4x), last vs. Seton Hall (2/12/22) _____ AB _____ 4 (2x), last vs. Binghamton (3/1/20)
 3, vs. Seton Hall (2/11/22) _____ R _____ 3 (2x), last vs. Seton Hall (2/11/22)
 2 (2x), last vs. St. John's (2/12/22) _____ H _____ 3 (2x), last at Florida (3/8/20)
 _____ 2B _____ 1, vs. Georgia Southern (3/1/20)
 1, vs. St. John's (2/12/22) _____ 3B _____ 1, vs. St. John's (2/12/22)
 _____ HR _____ 1, vs. UNCW (2/16/20)
 3, vs. St. John's (2/12/22) _____ RBI _____ 3, vs. St. John's (2/12/22)

CAREER HIGH

2022 SEASON HIGHLIGHTS

Currently ranks second in the SEC in triples and 10th in both runs per game and triples per game ... matched her career high with three runs scored in Auburn's season opener versus Seton Hall (2/11) ... went 2-for-2 at the plate with her first collegiate triple and a career high three RBI versus St. John's (2/13) ...

GAME BY GAME HITTING

DATE	OPPONENT	POS	AB	R	H	RBI	2B	3B	HR	BB	SB	CS	HBP	SAC	SF	GDP	K	PO	A	E	AVG
Feb. 11	SETON HALL	*OF	2	3	2	0	0	0	0	0	1	0	1	0	0	0	0	1	0	0	1.000
Feb. 11	ST. JOHN'S	*OF	2	1	1	1	0	0	0	0	0	0	0	0	0	0	0	0	0	0	.750
Feb. 12	ST. JOHN'S	*OF	2	0	2	3	0	1	0	0	0	0	0	0	0	0	0	1	0	0	.833
Feb. 12	SETON HALL	*OF	2	0	0	0	0	0	0	0	0	0	0	0	0	0	0	0	0	0	.625
Feb. 13	UMASS LOWELL	*OF	1	1	1	1	0	0	0	1	0	0	0	0	0	0	0	0	0	0	.667
TOTALS		5 GS	9	5	6	5	0	1	0	1	1	0	1	0	0	0	0	2	0	0	.667 On

Base Pct. .727 | Slugging Pct. .889

MCCONDICHIE'S OVERALL CAREER STATS

YEAR	AVG	GP-GS	AB	R	H	2B	3B	HR	RBI	TB	SLG%	BB	HBP	SO	GDP	OB%	SF	SH	SB-ATT	PO	A	E	FLD%
2020	.469	22-10	32	10	15	1	0	1	7	19	.594	5	0	4	0	.541	0	0	4-5	16	21	1	.974
2021	.071	29-3	14	2	1	0	0	0	0	1	.071	0	0	2	0	.071	0	0	1-1	13	12	0	1.000
2022	.667	5-5	9	5	6	0	1	0	5	8	.889	1	1	0	0	.727	0	0	1-1	2	0	0	1.000
TOTAL	.400	56-18	55	17	22	1	1	1	12	28	.509	6	1	6	0	.468	0	0	6-7	31	33	1	.985

PLAYER CAPSULES



NELIA PERALTA

13

INFIELD

Fr. | 5-6 | R/R

Wellington, Fla. | Wellington

SEASON HIGH

4, vs. Seton Hall (2/11/22)	AB	4, vs. Seton Hall (2/11/22)
2, vs. Seton Hall (2/11/22)	R	2, vs. Seton Hall (2/11/22)
2, vs. Seton Hall (2/11/22)	H	2, vs. Seton Hall (2/11/22)
	2B	
	3B	
1, vs. Seton Hall (2/11/22)	HR	1, vs. Seton Hall (2/11/22)
4, vs. Seton Hall (2/11/22)	RBI	4, vs. Seton Hall (2/11/22)

CAREER HIGH

2022 SEASON HIGHLIGHTS

Currently ranks third in the SEC in sacrifice flies, 13th in RBI per game and 24th in slugging percentage ... served as Auburn's starting shortstop through the first five games ... in her collegiate debut versus Seton Hall (2/11), went 2-for-4 at the plate with a home run, four RBI and two runs scored ... drove in the go-ahead run with an RBI single in the third inning during Auburn's come-from-behind victory over the Pirates (2/12) ...

GAME BY GAME HITTING

DATE	OPPONENT	POS	AB	R	H	RBI	2B	3B	HR	BB	SB	CS	HBP	SAC	SF	GDP	K	PO	A	E	AVG
Feb. 11	SETON HALL	*SS	4	2	2	4	0	0	1	0	0	0	0	0	0	0	1	0	0	1	.500
Feb. 11	ST. JOHN'S	*SS	2	0	1	0	0	0	0	0	0	0	0	0	0	0	0	0	0	1	.500
Feb. 12	ST. JOHN'S	*SS	1	0	0	1	0	0	0	0	0	0	0	0	1	0	0	1	2	0	.429
Feb. 12	SETON HALL	*SS	3	0	1	1	0	0	0	0	0	0	0	0	0	0	1	1	1	1	.400
Feb. 13	UMASS LOWELL	*SS	2	1	1	0	0	0	0	0	0	0	0	0	0	1	0	0	1	1	.417
TOTALS		5 GS	12	3	5	6	0	0	1	0	0	0	0	0	1	1	2	2	4	4	.417

On Base Pct. .385 | Slugging Pct. .667

PERALTA'S OVERALL CAREER STATS

YEAR	AVG	GP-GS	AB	R	H	2B	3B	HR	RBI	TB	SLG%	BB	HBP	SO	GDP	OB%	SF	SH	SB-ATT	PO	A	E	FLD%
2022	.417	5-5	12	3	5	0	0	1	6	8	.667	0	0	2	1	.385	1	0	0-0	2	4	4	.600
TOTAL	.417	5-5	12	3	5	0	0	1	6	8	.667	0	0	2	1	.385	1	0	0-0	2	4	4	.600

PLAYER CAPSULES



MAIA ENGELKES

17

INFIELD

Jr. | 5-11 | R/R

Sioux Falls, S.D. | Harrisburg

SEASON HIGH

2, vs. Seton Hall (2/11/22) AB _____ 4, vs. UNCW (2/14/20)
 R _____ 1 (6x), last vs. Alabama State (4/13/21)
 H _____ 1 (6x), last vs. Tennessee (5/1/21)
 2B _____ 1, vs. Alabama State (4/13/21)
 3B _____
 HR _____ 1, vs. Alabama State (2/15/20)
 RBI _____ 2, vs. Alabama State (2/15/20)

CAREER HIGH

2022 SEASON HIGHLIGHTS

GAME BY GAME HITTING

DATE	OPPONENT	POS	AB	R	H	RBI	2B	3B	HR	BB	SB	CS	HBP	SAC	SF	GDP	K	PO	A	E	AVG
Feb. 11	SETON HALL	PH/DP	2	0	0	0	0	0	0	0	0	0	0	0	0	0	1	0	0	0	.000
Feb. 11	ST. JOHN'S	PH	1	0	0	0	0	0	0	0	0	0	0	0	0	0	0	0	0	0	.000
Feb. 13	UMASS LOWELL	PH	1	0	0	0	0	0	0	0	0	0	0	0	0	0	1	0	0	0	.000
TOTALS		0 GS	4	0	0	0	0	0	0	0	0	0	0	0	0	0	2	0	0	0	.000

ENGELKES'S OVERALL CAREER STATS

YEAR	AVG	GP-GS	AB	R	H	2B	3B	HR	RBI	TB	SLG%	BB	HBP	SO	GDP	OB%	SF	SH	SB-ATT	PO	A	E	FLD%
2020	.136	16-6	22	4	3	0	0	1	4	6	.273	1	1	4	1	.208	0	0	0-0	9	0	1	.900
2021	.143	19-1	21	2	3	1	0	0	3	4	.190	0	0	9	0	.143	0	1	0-0	0	0	0	.000
2022	.000	3-0	4	0	0	0	0	0	0	0	.000	0	0	2	0	.000	0	0	0-0	0	0	0	.000
TOTAL	.128	38-7	47	6	6	1	0	1	7	10	.213	1	1	15	1	.163	0	1	0-0	9	0	1	.900

PLAYER CAPSULES



RILEY MCNEMAR **18**

INFIELD
Fr. | 5-5 | R/R
Galena, Kan. | Galena

SEASON HIGH

1 (2x), last vs. UMass Lowell (2/13/22) _____ AB _____ 1 (2x), last vs. UMass Lowell (2/13/22)
 1, vs. UMass Lowell (2/13/22) _____ R _____ 1, vs. UMass Lowell (2/13/22)
 1, vs. UMass Lowell (2/13/22) _____ H _____ 1, vs. UMass Lowell (2/13/22)
 1, vs. UMass Lowell (2/13/22) _____ 2B _____ 1, vs. UMass Lowell (2/13/22)
 _____ 3B _____
 _____ HR _____
 1, vs. UMass Lowell (2/13/22) _____ RBI _____ 1, vs. UMass Lowell (2/13/22)

CAREER HIGH

2022 SEASON HIGHLIGHTS

Made her collegiate debut coming off the bench to play second base versus St. John's (2/11) ... slugged an one-rune double versus UMass Lowell (2/13) to walk off Auburn's run-rule victory ...

GAME BY GAME HITTING

DATE	OPPONENT	POS	AB	R	H	RBI	2B	3B	HR	BB	SB	CS	HBP	SAC	SF	GDP	K	PO	A	E	AVG
Feb. 11	ST. JOHN'S	2B	1	0	0	0	0	0	0	0	0	0	0	0	0	0	1	3	0	0	.000
Feb. 13	UMASS LOWELL	PR/2B	1	1	1	1	1	0	0	0	0	0	0	0	0	0	0	0	0	0	.500
TOTALS		0 GS	2	1	1	1	1	0	0	0	0	0	0	0	0	0	1	3	0	0	.500

On Base Pct. .500 | Slugging Pct. 1.000

MCNEMAR'S OVERALL CAREER STATS

YEAR	AVG	GP-GS	AB	R	H	2B	3B	HR	RBI	TB	SLG%	BB	HBP	SO	GDP	OB%	SF	SH	SB-ATT	PO	A	E	FLD%
2022	.500	2-0	2	1	1	1	0	0	1	2	1.000	0	0	1	0	.500	0	0	0-0	3	0	0	1.000
TOTAL	.500	2-0	2	1	1	1	0	0	1	2	1.000	0	0	1	0	.500	0	0	0-0	3	0	0	1.000

PLAYER CAPSULES



ABBEY SMITH

20

OUTFIELD

Fr. | 5-8 | L/R

Austin, Texas | James Bowie

SEASON HIGH

1 (2x), last vs. UMass Lowell (2/13/22) _____ AB _____ 1 (2x), last vs. UMass Lowell (2/13/22)
 2, vs. St. John's (2/11/22) _____ R _____ 2, vs. St. John's (2/11/22)
 1, vs. St. John's (2/11/22) _____ H _____ 1, vs. St. John's (2/11/22)

CAREER HIGH

 2B _____
 3B _____
 HR _____
 RBI _____

2022 SEASON HIGHLIGHTS

Scored a pair of runs and recorded her first collegiate hit versus St. John's (2/11) ...

GAME BY GAME HITTING

DATE	OPPONENT	POS	AB	R	H	RBI	2B	3B	HR	BB	SB	CS	HBP	SAC	SF	GDP	K	PO	A	E	AVG	
Feb. 11	ST. JOHN'S	PR/OF	1	2	1	0	0	0	0	0	0	0	0	0	0	0	0	0	0	0	0	1.000
Feb. 12	ST. JOHN'S	PR	0	0	0	0	0	0	0	0	0	0	0	0	0	0	0	0	0	0	0	1.000
Feb. 12	SETON HALL	PR	0	1	0	0	0	0	0	0	0	0	0	0	0	0	0	0	0	0	0	1.000
Feb. 13	UMASS LOWELL	PH/OF	1	0	0	0	0	0	0	0	0	0	0	0	0	0	1	0	0	0	0	.500
TOTALS		0 GS	2	3	1	0	0	0	0	0	0	0	0	0	0	0	1	0	0	0	0	.500

On Base Pct. .500 | Slugging Pct. .500

SMITH'S OVERALL CAREER STATS

YEAR	AVG	GP-GS	AB	R	H	2B	3B	HR	RBI	TB	SLG%	BB	HBP	SO	GDP	OB%	SF	SH	SB-ATT	PO	A	E	FLD%
2022	.500	4-0	2	3	1	0	0	0	0	1	.500	0	0	1	0	.500	0	0	0-0	0	0	0	.000
TOTAL	.500	4-0	2	3	1	0	0	0	0	1	.500	0	0	1	0	.500	0	0	0-0	0	0	0	.000

PLAYER CAPSULES



AUBRIE LISENBY

21

CATCHER/INFIELD

Fr. | 5-7 | R/R

Huntsville, Ala. | Bob Jones

SEASON HIGH

3 (2x), last vs. UMass Lowell (2/13/22) _____ AB _____ 3 (2x), last vs. UMass Lowell (2/13/22)
 1 (2x), last vs. UMass Lowell (2/13/22) _____ R _____ 1 (2x), last vs. UMass Lowell (2/13/22)
 3, vs. Seton Hall (2/12/22) _____ H _____ 3, vs. Seton Hall (2/12/22)
 2, vs. Seton Hall (2/12/22) _____ 2B _____ 2, vs. Seton Hall (2/12/22)
 _____ 3B _____
 _____ HR _____
 2, vs. UMass Lowell (2/12/22) _____ RBI _____ 2, vs. UMass Lowell (2/12/22)

CAREER HIGH

2022 SEASON HIGHLIGHTS

Ranks second in the SEC in total doubles ... went 3-for-3 with a pair of doubles versus Seton Hall (2/12/22) ...

GAME BY GAME HITTING

DATE	OPPONENT	POS	AB	R	H	RBI	2B	3B	HR	BB	SB	CS	HBP	SAC	SF	GDP	K	PO	A	E	AVG
Feb. 12	ST. JOHN'S	*DP/C	2	0	0	0	0	0	0	1	0	0	0	0	0	0	0	1	1	0	.000
Feb. 12	SETON HALL	*DP	3	1	2	1	2	0	0	0	0	0	0	0	0	0	0	0	0	0	.600
Feb. 13	UMASS LOWELL	*C	3	1	1	2	1	0	0	0	0	0	0	0	0	0	0	11	0	0	.500
TOTALS		3 GS	8	2	4	3	3	0	0	1	0	0	0	0	0	0	0	12	1	0	.500

On Base Pct. .556 | Slugging Pct. .875

SMITH'S OVERALL CAREER STATS

YEAR	AVG	GP-GS	AB	R	H	2B	3B	HR	RBI	TB	SLG%	BB	HBP	SO	GDP	OB%	SF	SH	SB-ATT	PO	A	E	FLD%
2022	.500	3-3	8	2	4	3	0	0	3	7	.875	1	0	0	0	.556	0	0	0-0	12	1	0	1.000
TOTAL	.500	3-3	8	2	4	3	0	0	3	7	.875	1	0	0	0	.556	0	0	0-0	12	1	0	1.000

PLAYER CAPSULES



JESSIE BLAINE

22

CATCHER

Fr. | 5-10 | R/R

Wentzville, Mo. | St. Dominic

SEASON HIGH

3 (2x), last vs. UMass Lowell (2/13/22) _____ AB _____ 3 (2x), last vs. UMass Lowell (2/13/22)
 1 (2x), last vs. St. John's (2/12/22) _____ R _____ 1 (2x), last vs. St. John's (2/12/22)
 1 (3x), last vs. St. John's (2/12/22) _____ H _____ 1 (3x), last vs. St. John's (2/12/22)
 1, vs. Seton Hall (2/11/22) _____ 2B _____ 1, vs. Seton Hall (2/11/22)
 _____ 3B _____
 _____ HR _____
 1, vs. Seton Hall (2/11/22) _____ RBI _____ 1, vs. Seton Hall (2/11/22)

CAREER HIGH

2022 SEASON HIGHLIGHTS

Has not recorded a strikeout this season ... first collegiate hit was an RBI double in Auburn's season opener versus Seton Hall (2/11) ...

GAME BY GAME HITTING

DATE	OPPONENT	POS	AB	R	H	RBI	2B	3B	HR	BB	SB	CS	HBP	SAC	SF	GDP	K	PO	A	E	AVG
Feb. 11	SETON HALL	*DP/C	3	0	1	1	1	0	0	0	0	0	0	0	0	0	0	9	0	0	.333
Feb. 11	ST. JOHN'S	*DP	2	1	1	0	0	0	0	0	0	0	0	0	0	0	0	0	0	0	.400
Feb. 12	ST. JOHN'S	*1B	2	1	1	0	0	0	0	0	0	0	0	0	0	0	0	5	0	0	.429
Feb. 13	UMASS LOWELL	*DP	3	0	0	0	0	0	0	0	0	0	0	0	0	0	0	0	0	0	.300
TOTALS		4 GS	10	2	3	1	1	0	0	0	0	0	0	0	0	0	0	14	0	0	.300

On Base Pct. .300 | Slugging Pct. .400

BLAINE'S OVERALL CAREER STATS

YEAR	AVG	GP-GS	AB	R	H	2B	3B	HR	RBI	TB	SLG%	BB	HBP	SO	GDP	OB%	SF	SH	SB-ATT	PO	A	E	FLD%
2022	.300	4-4	10	2	3	1	0	0	1	4	.400	0	0	0	0	.300	0	0	0-0	14	0	0	1.000
TOTAL	.300	4-4	10	2	3	1	0	0	1	4	.400	0	0	0	0	.300	0	0	0-0	14	0	0	1.000

PLAYER CAPSULES



KENADIE COOPER **25**

OUTFIELD
Fr. | 5-7 | R/R
Newnan, Ga. | East Coweta

SEASON HIGH

AB	_____	CAREER HIGH	_____
R	1 (4x), last vs. UMass Lowell (2/13/22)	R	1 (4x), last vs. UMass Lowell (2/13/22)
H	_____	H	_____
2B	_____	2B	_____
3B	_____	3B	_____
HR	_____	HR	_____
RBI	_____	RBI	_____

2022 SEASON HIGHLIGHTS

Has scored a run in all four appearances as a pinch runner ...

GAME BY GAME HITTING

DATE	OPPONENT	POS	AB	R	H	RBI	2B	3B	HR	BB	SB	CS	HBP	SAC	SF	GDP	K	PO	A	E	AVG	
Feb. 11	ST. JOHN'S	PR	0	1	0	0	0	0	0	0	0	0	0	0	0	0	0	0	0	0	0	.000
Feb. 12	ST. JOHN'S	PR	0	1	0	0	0	0	0	0	0	0	0	0	0	0	0	0	0	0	0	.000
Feb. 12	SETON HALL	PR	0	1	0	0	0	0	0	0	0	0	0	0	0	0	0	0	0	0	0	.000
Feb. 13	UMASS LOWELL	PR	0	1	0	0	0	0	0	0	0	0	0	0	0	0	0	0	0	0	0	.000
TOTALS		0 GS	0	4	0	0	0	0	0	0	0	0	0	0	0	0	0	0	0	0	0	.000

On Base Pct. .000 | Slugging Pct. .000

COOPER'S OVERALL CAREER STATS

YEAR	AVG	GP-GS	AB	R	H	2B	3B	HR	RBI	TB	SLG%	BB	HBP	SO	GDP	OB%	SF	SH	SB-ATT	PO	A	E	FLD%
2022	.000	4-0	0	4	0	0	0	0	0	0	.000	0	0	0	0	.000	0	0	0-0	0	0	0	.000
TOTAL	.000	4-0	0	4	0	0	0	0	0	0	.000	0	0	0	0	.000	0	0	0-0	0	0	0	.000

PLAYER CAPSULES



KELSEY SCHMIDT **31**

OUTFIELD

So. | 5-6 | R/R

Maineville, Ohio | Little Miami

SEASON HIGH

1, vs. St. John's (2/11/22)	AB	4 (2x), last vs. SELA (3/6/21)
1, vs. St. John's (2/11/22)	R	1 (12x), last vs. St. John's (2/11/22)
	H	2 (2x), last vs. Alabama State (4/13/21)
	2B	1 (2x), last vs. IUPUI (2/27/21)
	3B	
	HR	1 (2x), last vs. Florida State (3/20/21)
	RBI	2, vs. Southeast Missouri State (2/13/21)

CAREER HIGH

2022 SEASON HIGHLIGHTS

GAME BY GAME HITTING

DATE	OPPONENT	POS	AB	R	H	RBI	2B	3B	HR	BB	SB	CS	HBP	SAC	SF	GDP	K	PO	A	E	AVG	
Feb. 11	SETON HALL	PH	0	0	0	0	0	0	0	1	0	0	0	0	0	0	0	0	0	0	0	.000
Feb. 11	ST. JOHN'S	OF	1	1	0	0	0	0	0	0	0	0	0	0	0	0	0	0	0	0	0	.000
Feb. 13	UMASS LOWELL	PR/OF	0	0	0	0	0	0	0	0	1	0	0	0	0	0	0	0	0	0	0	.000
TOTALS		0 GS	1	1	0	0	0	0	0	1	1	0	0	0	0	0	0	0	0	0	0	.000

On Base Pct. .500 | Slugging Pct. .000

SCHMIDT'S OVERALL CAREER STATS

YEAR	AVG	GP-GS	AB	R	H	2B	3B	HR	RBI	TB	SLG%	BB	HBP	SO	GDP	OB%	SF	SH	SB-ATT	PO	A	E	FLD%
2021	.234	39-28	77	11	18	2	0	2	5	26	.338	4	0	12	0	.268	1	0	4-4	18	2	3	.870
2022	.000	3-0	1	1	0	0	0	0	0	0	.000	1	0	0	0	.500	0	0	1-1	0	0	0	.000
TOTAL	.231	42-28	78	12	18	2	0	2	5	26	.333	5	0	12	0	.274	1	0	5-5	18	2	3	.870

PLAYER CAPSULES



SHELBY LOWE

55

LEFT-HANDED PITCHER

So. | 5-9 | R/L

Carrollton, Ala. | Pickens Academy

SEASON HIGH

5.0 (2x), last vs. Seton Hall (2/12/22) _____ IP _____ 7.1 (2x), last at Ole Miss (4/23/21)
 4, vs. Seton Hall (2/12/22) _____ H _____ 9, vs. Kentucky (4/16/21)
 1, vs. Seton Hall (2/12/22) _____ R _____ 4 (3x), last vs. UCF (5/21/21)
 0 (3x), last vs. UMass Lowell (2/13/22) _____ ER _____ 4 (2x), last vs. UCF (5/21/21)
 0 (3x), last vs. UMass Lowell (2/13/22) _____ BB _____ 3, at Ole Miss (4/23/21)
 11, vs. St. John's (2/11/22) _____ SO _____ 13 (2x), last at LSU (5/9/21)
 79, vs. St. John's (2/11/22) _____ Pitches _____ 125, vs. Kentucky (4/16/21)

CAREER HIGH

2022 SEASON HIGHLIGHTS

SEC Pitcher of the Week (2/14) ... first Tiger to win the award since Samantha Yarbrough on March 2, 2020 ... D1 Softball SEC Pitcher of the Week (Feb. 15) ... Preseason All-SEC Team ... ranked No. 16 in DI Softball's preseason SEC Player Rankings ... named the No. 82 overall collegiate player in the country in Extra Inning Softball's 2022 Extra Elite rankings ... currently leads the country in earned run average, strikeout-to-walk ratio, victories and walks allowed per seven innings ... ranks second in the SEC in both shutouts and strikeouts ... also ranks fourth in the league in hits allowed per seven innings and strikeouts per seven innings ... tossed her first collegiate no-hitter and the 28th in Auburn program history against St. John's (2/11) ... fanned a total of 11 against the Red Storm, allowed just two base runners in the first inning ... did not give up an earned run over opening weekend ... surpassed 200 strikeouts in her career with her six-strikeout performance versus UMass Lowell (2/13) ...

GAME BY GAME PITCHING

DATE	OPPONENT	GS	IP	H	R	ER	BB	SO	2B	3B	HR	WP	BK	HBP	IBB	SCORE	W-L	SV	ERA	NP
Feb. 11	ST. JOHN'S	*	5.0	0	0	0	0	11	0	0	0	0	0	1	0	14-0	1-0	0	0.00	79
Feb. 12	SETON HALL	*	5.0	4	1	0	0	6	2	0	0	1	0	0	0	9-1	2-0	0	0.00	65
Feb. 13	UMASS LOWELL	*	3.0	1	0	0	0	6	0	0	0	0	0	0	0	8-0	3-0	0	0.00	42
TOTALS		3	13.0	5	1	0	0	23	2	0	0	1	0	1	0	31-1	3-0	0	0.00	186

LOWE'S OVERALL CAREER STATS

YEAR	ERA	W-L	APP	GS	CG	SHO	SV	IP	H	R	ER	BB	SO	2B	3B	HR	BF	BAVG	WP	HBP	BK	SFA	SHA
2021	1.48	13-11	30	26	15	3/1	1	165.2	130	42	35	28	179	24	1	9	650	.216	3	7	0	2	10
2022	0.00	3-0	3	3	2	1/1	0	13.0	5	1	0	0	23	2	0	0	48	.109	1	1	0	0	1
TOTAL	1.37	16-11	33	29	17	4/2	1	178.2	135	43	35	28	202	26	1	9	698	.208	4	8	0	2	11

PLAYER CAPSULES



BRI ELLIS

77

INFIELD

Fr. | 5-10 | R/R

Houston, Texas | Memorial

SEASON HIGH

3 (2x), last vs. Seton Hall (2/12/22) _____ AB _____ 3 (2x), last vs. Seton Hall (2/12/22)
 1 (3x), last vs. UMass Lowell (2/13/22) _____ R _____ 1 (3x), last vs. UMass Lowell (2/13/22)
 2, vs. UMass Lowell (2/13/22) _____ H _____ 2, vs. UMass Lowell (2/13/22)
 1 (2x), last vs. Seton Hall (2/12/22) _____ 2B _____ 1 (2x), last vs. Seton Hall (2/12/22)
 _____ 3B _____
 1 (2x), last vs. UMass Lowell (2/13/22) _____ HR _____ 1 (2x), last vs. UMass Lowell (2/13/22)
 2 (2x), last vs. UMass Lowell (2/13/22) _____ RBI _____ 2 (2x), last vs. UMass Lowell (2/13/22)

CAREER HIGH

2022 SEASON HIGHLIGHTS

One of just five SEC student-athletes to slug multiple home runs over opening weekend ... ranks second in the SEC in doubles per game, third in home runs per game, fifth in total home runs and 10th in total bases ... has not recorded a strikeout at the plate this season ... first collegiate home run came in a pinch-hit appearance versus St. John's (2/12), walking off a run-rule victory for the Tigers ... recorded first multi-hit performance versus UMass Lowell (2/13), going 2-for-2 with a home run and two RBI ...

GAME BY GAME HITTING

DATE	OPPONENT	POS	AB	R	H	RBI	2B	3B	HR	BB	SB	CS	HBP	SAC	SF	GDP	K	PO	A	E	AVG	
Feb. 11	ST. JOHN'S	*1B	3	1	1	0	1	0	0	0	0	0	0	0	0	0	0	0	0	0	0	.333
Feb. 12	ST. JOHN'S	PH	1	1	1	2	0	0	1	0	0	0	0	0	0	0	0	0	0	0	0	.500
Feb. 12	SETON HALL	*1B	3	0	1	0	1	0	0	0	0	0	0	0	0	0	0	6	0	0	0	.429
Feb.13	UMASS LOWELL	*1B	2	1	2	2	0	0	1	0	0	0	0	0	0	0	0	2	0	0	0	.556
TOTALS		3 GS	9	3	5	4	2	0	2	0	0	0	0	0	0	0	0	8	0	0	0	.556

ELLIS'S OVERALL CAREER STATS

YEAR	AVG	GP-GS	AB	R	H	2B	3B	HR	RBI	TB	SLG%	BB	HBP	SO	GDP	OB%	SF	SH	SB-ATT	PO	A	E	FLD%
2022	.556	4-3	9	3	5	2	0	2	4	13	1.444	0	0	0	0	.556	0	0	0-0	8	0	0	1.000
TOTAL	.556	4-3	9	3	5	2	0	2	4	13	1.444	0	0	0	0	.556	0	0	0-0	8	0	0	1.000

PLAYER CAPSULES



ROSE ROACH

99

INFIELD

Fr. | 5-6 | L/R

Elburn, Ill. | Kaneland

SEASON HIGH

2, vs. St. John's (2/11/22)	AB	2, vs. St. John's (2/11/22)
1, vs. St. John's (2/12/22)	R	1, vs. St. John's (2/12/22)
	H	
	2B	
	3B	
	HR	
	RBI	

CAREER HIGH

2, vs. St. John's (2/11/22)	AB	2, vs. St. John's (2/11/22)
1, vs. St. John's (2/12/22)	R	1, vs. St. John's (2/12/22)
	H	
	2B	
	3B	
	HR	
	RBI	

2022 SEASON HIGHLIGHTS

Appeared in four games, splitting time as a pinch hitter and at third base and shortstop ...

GAME BY GAME HITTING

DATE	OPPONENT	POS	AB	R	H	RBI	2B	3B	HR	BB	SB	CS	HBP	SAC	SF	GDP	K	PO	A	E	AVG
Feb. 11	ST. JOHN'S	PH/SS	2	0	0	0	0	0	0	0	0	0	0	0	0	0	1	0	0	0	.000
Feb. 12	ST. JOHN'S	PH	0	1	0	0	0	0	0	0	0	0	1	0	0	0	0	0	0	0	.000
Feb. 13	UMASS LOWELL	3B	1	0	0	0	0	0	0	0	0	0	0	0	0	0	0	0	2	0	.000
TOTALS		0 GS	3	1	0	0	0	0	0	0	0	0	1	0	0	0	1	0	2	0	.000

On Base Pct. .250 | Slugging Pct. .000

ROACH'S OVERALL CAREER STATS

YEAR	AVG	GP-GS	AB	R	H	2B	3B	HR	RBI	TB	SLG%	BB	HBP	SO	GDP	OB%	SF	SH	SB-ATT	PO	A	E	FLD%
2022	.000	3-0	3	1	0	0	0	0	0	0	.000	0	1	1	0	.250	0	0	0-0	0	2	0	1.000
TOTAL	.000	3-0	3	1	0	0	0	0	0	0	.000	0	1	1	0	.250	0	0	0-0	0	2	0	1.000



00

Aspyn
GODWIN
C/OF | Sr.



1

Samantha
YARBROUGH
RHP | Sr.



2

Sydney
COX
UTL | So.



3

Paige
GERAGHTY
OF | So.



5

Lindsey
GARCIA
INF | Jr.



7

DENVER
BRYANT
INF | So.



9

Maddie
PENTA
RHP | So.




10

Makayla
PACKER
UTL | So.



11

Maddie
MAJORS
OF/1B | Jr.



12

Carlee
MCCONDICHIE
UTL | Jr.



13

Nelia
PERALTA
INF | Fr.



17

Maia
ENGELKES
INF | Jr.



18

Riley
MCMENAR
INF | Fr.



20

Abbey
SMITH
OF | Fr.



21

Aubrie
LISENBY
C/INF | Fr.




22

Jessie
BLAINE
C | Fr.



24

Reena
FALISI
OF | So.



25

Kenadie
COOPER
OF | Fr.



31

Kelsey
SCHMIDT
OF | So.



34

KK
DISMUKES
RHP | Jr.




55

Shelby
LOWE
LHP | So.



77

Bri
ELLIS
INF | Fr.




99

Rose
ROACH
INF | Fr.



HC

Mickey
DEAN
Fifth Season



AC

Eugene
LENTI
Third Season



AC

Emily
CAROSONE
Second Season



VC

Krista
HARRELL
First Season



DO

LEISA
LEE
Third Season