



2022-23 AUBURN WOMEN'S BASKETBALL

AUBURN ATHLETICS COMMUNICATIONS: 392 SOUTH DONAHUE DRIVE || AUBURN, AL 36830 || AUBURNTIGERS.COM || @AUBURNWBB

2022-23 SCHEDULE/RESULTS 10-2, 0-0 SEC

DATE	OPPONENT	TIME/TV/RESULT
Nov. 3	TUSKEGEE (exh.)	W 81-59
Nov. 8	SAM HOUSTON	W 90-76
Nov. 10	SOUTH ALABAMA	W 71-62
Nov. 16	GEORGIA TECH	L 51-57
Nov. 20	ALABAMA STATE	W 88-49
Nov. 25	1-vs. #6/5 Indiana	L 81-96
Nov. 26	1-vs. Colorado State	W 74-73
Nov. 30	LITTLE ROCK	W 70-48
Dec. 3	UCF	W 86-46
Dec. 11	LOUISIANA-LAFAYETTE	W 81-41
Dec. 15	NORTH CAROLINA A&T	W 79-63
Dec. 18	SAMFORD	W 91-37
Dec. 20	NORTH FLORIDA	W 77-49
Dec. 29	*at Ole Miss	+ 6 pm
Jan. 1	*MISSOURI	SECN 3 pm
Jan. 5	*at #1 South Carolina	+ 6 pm
Jan. 8	*ALABAMA	SECN 4 pm
Jan. 15	*at #9 LSU	+ 2 pm
Jan. 19	*at Mississippi State	+ 7 pm
Jan. 22	*OLE MISS	SECN 4 pm
Jan. 26	*at Kentucky	+ 6 pm
Jan. 30	*FLORIDA	SECN 6 pm
Feb. 5	*#24 ARKANSAS	SECN 2 pm
Feb. 9	*#1 SOUTH CAROLINA	+ 6 pm
Feb. 12	*at Alabama	SECN 4 pm
Feb. 16	*TEXAS A&M	+ 7 pm
Feb. 19	*at Tennessee	SECN/ESPN2 11 am
Feb. 23	*at Georgia	+ 6 pm
Feb. 26	*VANDERBILT	SECN 3 pm
Mar. 1-5	SEC Tournament	Greenville

All times Central. Home Games in **BOLD CAPS**.
* SEC Game
+ = SEC Network + / ESPN3.com
1-Las Vegas Invitational (Las Vegas, Nev.)

AUBURN ATHLETICS COMMUNICATIONS

WES TODDAssistant Director/WBB Contact
..... wlt0006@auburn.edu
.....C: 334-750-5682
KIRK SAMPSON Associate AD
..... kirk@auburn.edu

Web AuburnTigers.com
Twitter @AuburnWBB
Facebook /AuburnWBB
Instagram @AuburnWBB
Office Phone (334) 844-9800



GAME 13

Ole Miss (11-2)

Thursday, Dec. 29, 2022 • 6 p.m. CT
SEC Opener



Site Oxford, Miss.
Venue SJB Pavilion (9,500)
TV SEC Network +
Radio WQSI 93.9 FM (Brit Bowen)
Live Audio AuburnTigers.com
Live Stats OleMissSports.com
Twitter @AuburnWBB
Series Record Auburn leads 37-27
at Oxford Ole Miss leads 14-12
Last Meeting Ole Miss 72, Auburn 52 (Feb. 24, 2022, in Auburn)

GAMEDAY BREAKDOWN


AUBURN TIGERS

Rankings AP: NR | Coaches: NR
2022-23 Record 10-2
SEC 0-0
Home 9-1
Away 0-0
Neutral 1-1
Streak W7
Head Coach Johnnie Harris
Record at AU (Yrs.) 20-20 (2nd)
Overall Record (Yrs.) Same
Record vs. Ole Miss 0-1
Last Game def. North Florida, 77-49

OLE MISS REBELS

Rankings AP: NR | Coaches: NR
2022-23 Record 11-2
SEC 0-0
Home 8-0
Away 2-1
Neutral 1-1
Streak W4
Head Coach Yolett McPhee-McCuin
Record at UM (Yrs.) 65-68 (5th)
Overall Record (Yrs.) 159-131 (10th)
Record vs. Auburn 2-3
Last Game def. Temple, 75-55

PROJECTED AUBURN STARTERS (based on last game)



JAKAYLA JOHNSON
G • JR • 5-9
Clinton, Miss.

PPG: 3.7
RPG: 2.0
APG: 0.6



SYDNEY SHAW
G • FR • 5-9
Miami, Fla.

PPG: 9.5
RPG: 2.3
APG: 3.8



ROMI LEVY
G/F • R-SO • 6-3
Herzliya, Israel

PPG: 8.9
RPG: 5.7
APG: 1.7



HONESTY SCOTT-GRAYSON
G • R-SR • 5-8
Brick, N.J.

PPG: 15.8
RPG: 3.8
APG: 2.3



KHARYSSA RICHARDSON
F • FR • 6-2
Douglasville, Ga.

PPG: 6.2
RPG: 5.4
APG: 0.1

OFF THE BENCH

No.	Pos.	Name	Ht.	Year	PPG	RPG	Hometown
0	G	Amoura Graves	6-0	So.	1.7	2.0	Ponchatoula, La.
1	G	Mya Pratcher	6-1	Fr.	2.6	3.4	Memphis, Tenn.
2	G	Sania Wells	5-7	Sr.	6.0	2.1	Moss Point, Miss.
4	G	Kaitlyn Duhon	5-10	Fr.	6.7	3.3	Houston, Texas
5	F	Aicha Coulibaly	6-0	Jr.	16.8	6.1	Mali
12	G	Mar'Shaun Bostic	5-8	So.	4.7	1.6	St. Louis, Mo.
20	C	Oyindamola Akinbolawa	6-5	Fr.	0.0	0.0	Lagos, Nigeria
^21	G	Audia Young	5-7	Fr.	--	--	Tallahassee, Fla.
24	G	Carsen McFadden	5-7	So.	1.4	1.1	Fairview, Texas
51	C	Precious Johnson	6-5	Jr.	4.5	3.7	Baytown, Texas

^out for season (injured)

Head Coach: Johnnie Harris (2nd season at Auburn)

Assistants: Fred Williams, Damitria Buchanan, Ketara Chapel

#WarEagle
#LGTW



AuburnTigers.com



@AuburnWBB | @AuburnTigers
@CoachJ_AU | @coachjharris



/AuburnWBB
/AuburnTigers

TEAM SCHEDULE AND MEDIA AVAILABILITY >> DECEMBER 26-JANUARY 1 (times Central unless noted otherwise)

MONDAY December 26	TUESDAY December 27	WEDNESDAY December 28	THURSDAY December 29	FRIDAY December 30	SATURDAY December 31	SUNDAY January 1, 2023
PRACTICE 6-8 pm Neville Arena	PRACTICE 10 am-Noon; 4-6 pm Neville Arena	PRACTICE 12:30-3 pm Neville Arena TRAVEL to Oxford, Miss.	GAME 6:00 Auburn at Ole Miss Interviews postgame Return to Auburn	PRACTICE 2-5 pm Neville Arena	PRACTICE 10 am-12:30 pm Neville Arena	GAME 3:00 Auburn vs. Missouri (SEC Network) Interviews postgame

AUBURN ATHLETICS COMMUNICATIONS SERVICES

QUICK FACTS

AUBURNTIGERS.COM

For updated game notes, statistics and all the latest information on Auburn basketball and gameday activities, go to AuburnTigers.com.

INTERVIEW POLICIES

--Practices are open to the public and media; however, media are strongly encouraged to notify Wes Todd if they are planning to attend.
--Coach Harris, assistant coaches and student-athletes are available for phone, virtual and in-person interviews by contacting Wes Todd in the athletic communications office.
--Following home games, interviews with Coach Harris and selected players will be conducted following a 10-minute cooling-off period. Visiting players and coaches should be requested through the opponent SID. **Interviews for 2022-23 will take place in Super Suite 2 on the second level of Neville Arena.**
--Interviews following road contests will be conducted by request of the home team; postgame interviews with Coach Harris can be heard on the Auburn radio broadcast.

CREDENTIALS

Anyone wishing to cover Auburn women's basketball should contact Wes Todd in the communications office at least one day in advance. Game credentials will be held at media will call, **which will be at the north main entrance for the 2022-23 season.** There will be no season credentials. Parking passes are not needed.

GAME DAY SERVICES

--Printed flip cards will be available at each media seat. All other information (game notes, stats, etc.) will be available on AuburnTigers.com and StatBroadcast.com. Wireless internet (AU Open) is available in the Arena.
--Media may access the floor and media work room with their credentials. Water and soft drinks will be available in the media room throughout the game. Concession vouchers are available at media will call.

VIDEO SERVICES

FTP feeds of selected Auburn basketball highlights are available for the media. Highlights and postgame press conference video will be posted following each game to ImagenCloud; visit auburn.imagencloud.com to register.

COMMUNICATIONS STAFF

Wes Todd Women's Basketball contact
cell: 334-750-5682
email: wlt0006@auburn.edu
Kirk Sampson Associate AD
cell: 334-750-1385
email: sampska@auburn.edu

GENERAL INFORMATION

Location..... Auburn, Ala.
Founded1856
Enrollment..... 31,526
Nickname Tigers
Colors..... Burnt Orange and Navy Blue
Facility (Capacity) Neville Arena (9,121)
PresidentDr. Christopher Roberts
Director of Athletics John Cohen
WBB Administrator/SWA Djenane Paul
Faculty Representative Dr. Beverly Marshall

WOMEN'S BASKETBALL HISTORY

First Year of Women's Basketball1971
All-Time Record (Years)..... 972-538 (52nd)
All-Time SEC Record (since 1981) 242-277
All-Time Home Record 462-139
at Neville Arena (since 2010)..... 115-70
NCAA Tournament Appearances 21
Last NCAA App./Result.....2019 - First Round
SEC Regular-Season Championships 5
..... 1981, 1987, 1988, 1989, 2009
SEC Tournament Championships..... 4
..... 1981, 1987, 1990, 1997

COACHING & SUPPORT STAFF

Head Coach.....Johnnie Harris
Alma Mater, Year Arkansas Baptist, 1996
Overall Record20-20 / 2nd year
Auburn Record20-20 / 2nd year
Associate Head Coach (Year) Fred Williams (1st)
Associate Head Coach (Year) Damitria Buchanan (2nd)
Assistant Coach (Year) Ketara Chapel (2nd)
Strength & Conditioning Coach Jen Jones
Director of Basketball Operations Alex Stewart
Asst. Director of Operations Tra'Cee Tanner
Director of Recruiting Operations..... Connor Putnam
Director of Player Development..... Savannah Carter
Special Asst. to the Head Coach..... Reneisha Bolden
Athletic Trainer..... Faith Baxter
Graduate Assistant..... DeQuann "DQ" Gordon

GAMEDAY EXPERIENCE: NEVILLE ARENA

>> Neville Arena is in its 13th season as home of Auburn Basketball. The Tigers are 115-70 since moving to the Arena in 2010-11. The facility seats 9,121 for basketball and also hosts Auburn volleyball and gymnastics.



TEAM INFORMATION

2021-22 Record10-18
2021-22 SEC Record 2-14
SEC Finish..... 14th
Starters Returning/Lost3/2
Letterwinners Returning/Lost 8/6
Newcomers..... 7

AUBURN TIGERS SPEED CHART

Overall: 10-2 SEC: 0-0

Head Coach: Johnnie Harris (20-20, 2nd season)

PRONUNCIATION GUIDE

Oyindamola Akinbolawa - o-WIN-dah-MO-lah
 a-KIN-bo-LA-wah
 Aicha Coulibaly - ay-EE-sha coo-li-BALL-ee
 Amoura Graves - ah-MOOR-ah

Romi Levy - RO-mee LEV-ee
 Sania Wells - sa-NYE-uh

Number	Name	Position	Year	High School	Pts	Reb	Ast	Stl	Blk	PPG	RPG	APG	FG	3FG	FT	Notes
0	AMOURA GRAVES	G/F	6-0	So.	Ponchatoula, La.	Ponchatoula HS	Season High: 5	4	3	1	2	2	2	2	2	LAST GAME (vs UNF): DNP • Career-high 8 pts, 4 reb at Vandy (1/30/22), 2-2 3FG • Played 26 gms in 21-22; 1.8 ppg, 1.8 rpg • Averaged 22.4 points as a HS senior
1	MYA PRATCHER	F	6-1	Fr.	Memphis, Tenn.	Bartlett HS	Season High: 8	10	1	1	2	2	2	2	2	LAST GAME (vs UNF): 3 rebounds, 2 blocks • Season-high 8 points on 8-10 FT vs. Samford (12/18) • Season-high 10 rebounds vs. Georgia Tech (11/16) • Averaged 7.6 pts, 5.2 reb, 1.8 stl, 1.5 ast as HS senior • #4 player in Tenn. class of '22 by Prep Girls Hoops
2	SANIA WELLS	G	5-7	Sr.	Moss Point, Miss.	East Central HS	Season High: 12	8	4	3	3	3	3	3	3	LAST GAME (vs UNF): 7 points, 1 assist, 1 steal • 10+ points 4 times so far in 22-23 • Career-high 8 rebounds, 3 steals vs. Samford (12/18) • Led SEC in FT% (76-84, 90.5%) in 21-22; 6th NCAA • Career-high 20 pts at Mizou (1/6/22)
3	JAKAYLA JOHNSON	G	5-9	Jr.	Clinton, Miss.	Jones College	Season High: 8	5	3	2	2	2	2	2	2	LAST GAME (vs UNF): 3 points, 1 reb, 1 ast, 2 stl, 1 blk • Season-high 8 points vs. Samford (12/18) • Enrolled at AU in spring '22 to rehab after knee injury • Avg. 16.8 pts, 2.8 reb, 3.0 ast, 2.8 stl at Jones in '21-22 • 2021 WBCA 2-Year College Coaches All-American
4	KAITLYN DUHON	G	5-10	Fr.	Houston, Texas	Summer Creek HS	Season High: 17	8	1	3	3	3	3	3	3	LAST GAME (vs UNF): 6 points, 7 rebounds, 1 block • Scored 17 pts w/ 7 reb, 3 stl, 2 blk vs. S. Alabama (11/10) • Avg. 17 pts, 7 reb, 3 stl, 49% FG as HS senior • Named Greater Houston POY by Houston Chronicle • State runner-up in long jump (19-8.25)
5	AICHA COULIBALY	G/F	6-0	Jr.	Mali	IMG Academy (Fla.)	Season High: 24	10	5	6	2	2	2	2	2	LAST GAME (vs UNF): DNP • Preseason All-SEC 2nd Team • 7th career D-D vs. UCF (17 pts/12 reb); 2nd in 22-23 • Led AU w/ 17.1 ppg, 7.5 rpg in 2021-22 • Scored 20+ pts in 9 games in 21-22; career-hi 27 vs CSU
10	SYDNEY SHAW	G	5-9	Fr.	Miami, Fla.	DME Academy	Season High: 15	4	6	4	2	2	2	2	2	LAST GAME (vs UNF): 14 points, 2 reb, 4 ast, 4 stl • Leads SEC freshmen with 3.8 assists/game (9th overall) • Season-high 15 points, 6 assists vs. ULL (12/11) • No. 43 overall in class of 2022 by ESPN HoopGurlz • Avg. 12.5 pts, 4.6 reb, 3.0 ast, 2.3 stl as HS senior
11	ROMI LEVY	F	6-2	R-So.	Herzliya, Israel	Hof Hasharon HS	Season High: 18	13	5	5	3	3	3	3	3	LAST GAME (vs UNF): 14 pts, 5 reb, 2 ast, 2 stl, 6-6 FG • Career-hi 18 pts, 13 reb for 2nd D-D vs. Little Rock (11/30) • Missed 2021-22 season with torn ACL • 2021 SEC All-Freshman Team (5.4 pts, 3.9 rebs) • First AU WBB player from Israel
12	MAR'SHAUN BOSTIC	G	5-8	So.	St. Louis, Mo.	Vashon HS	Season High: 9	3	4	2	1	1	1	1	1	LAST GAME (vs UNF): 4 points, 3 ast, 1 reb, 2 stl • Matched career-high w/ 9 pts, 4 ast vs. Sam Houston • Avg. 3.3 pts, 1.9 reb in 27 gms in 2021-22 • 2nd on team with 2.2 assists/gm • Career-hi 9 pts, 4 stl vs. Tenn.; +25 in 15 mins off bench
20	OYINDAMOLA AKINBOLAWA	C	6-5	Fr.	Lagos, Nigeria		Season High: -	-	-	-	-	-	-	-	-	LAST GAME (vs UNF): Played 2 minutes • Made collegiate debut vs. North Florida, played 2 mins. • Arrived in United States Dec. 14
21	AUDIA YOUNG	F	5-9	Fr.	Tallahassee, Fla.	Florida State Univ. HS	Season High: -	-	-	-	-	-	-	-	-	• Will miss 2022-23 season with torn achilles • Avg. 16.2 pts, 3.1 reb, 2.7 ast, 1.9 stl as HS senior • Daughter of AU All-American & SEC POY Carolyn Jones-Young (88-91); will wear her mom's retired #21
23	HONESTY SCOTT-GRAYSON	G	5-8	R-Sr.	Brick, N.J.	Baylor	Season High: 31	6	5	5	1	1	1	1	1	LAST GAME (vs UNF): 17 points, 2 reb, 2 ast, 2 stl, 1 blk • Career-high 31 pts vs. N.C. A&T (12/15) • Led AU scoring 5 of last 6 games; 20+ in 4 of 6 • Started 27 of 28 games in 2021-22 • 2nd on AU with 13.0 ppg, 5.7 rpg in 2021-22
24	CARSEN McFADDEN	G	5-7	Jr.	Lucas, Texas	Lovejoy HS	Season High: 4	3	1	2	-	-	-	-	-	LAST GAME (vs UNF): 2 rebounds • Career-high 4 points vs. ULL (12/3), Samford (12/18) • Hit 1st career 3-pointer vs. ASU (11/20) • Played in 8 games in 2021-22 • Joined Tigers as walk-on in August 2020
33	KHARYSSA RICHARDSON	F	6-2	Fr.	Douglasville, Ga.	New Manchester HS	Season High: 10	9	1	3	2	2	2	2	2	LAST GAME (vs UNF): 10 points, 6 reb, 1 stl • Career-high 3 steals, 2 blocks vs. Samford (12/18) • Returned 12/15 vs. NCAT; 8 pts, 6 reb in 23 mins. • Season-hi 9 rebs vs. Colo. St.; left game w/ injury in 4Q • Avg. 18.3 pts, 8.9 reb, 1.9 stl, 1.9 blk, 1.2 ast as HS senior
51	PRECIOUS JOHNSON	C	6-5	Jr.	Baytown, Texas	Texas	Season High: 11	7	-	1	1	1	1	1	1	LAST GAME (vs UNF): 2 points, 1 reb, 1 stl, 1 blk • 1st career double-double; 18 pts, 10 reb at UK (2/27/22) • Played 12 games (8 starts) for AU in 2021-22 • Avg. 5.2 pts, 4.0 reb, 1.1 blk as sophomore • Enrolled at Auburn in Jan. 2022; transfer from Texas

Inside the Matchup

Auburn vs. Ole Miss 37-27 (.578)

In Auburn: 19-9
 --At Neville Arena: 6-2
 In Oxford: 12-14
 Neutral Sites: 6-4
 Trend: Teams have split the last 6 meetings

Dec. 8, 1978	L	62-107	Auburn
Feb. 13, 1980	L	65-71 (OT)	Oxford, Miss.
Jan. 2, 1982	L	68-69	Auburn
Jan. 30, 1982	L	44-58	Oxford, Miss.
Jan. 19, 1983	L	54-63	Oxford, Miss.
Feb. 2, 1983	W	79-77	Auburn
Mar. 5, 1983	L	62-73	Knoxville, Tenn.*
Jan. 7, 1984	W	58-49	Auburn
Jan. 25, 1984	L	45-46	Oxford, Miss.
Jan. 19, 1985	L	68-75	Oxford, Miss.
Feb. 11, 1985	L	65-66	Auburn
Feb. 22, 1986	W	81-56	Auburn
Mar. 20, 1986	L	55-56 (OT)	Austin, Texas@
Jan. 24, 1987	W	66-62	Oxford, Miss.
Jan. 30, 1988	W	71-70	Auburn
Mar. 6, 1988	W	69-60	Albany, Ga.*
Feb. 14, 1989	W	71-63	Oxford, Miss.
Mar. 25, 1989	W	77-51	Auburn@
Feb. 17, 1990	W	60-54	Auburn
Mar. 4, 1990	W	72-71(OT)	Albany, Ga.*
Feb. 10, 1991	W	79-54	Oxford, Miss.
Mar. 2, 1991	W	76-50	Albany, Ga.*
Dec. 20, 1991	L	51-62	Auburn
Mar. 7, 1992	L	52-58	Albany, Ga.*
Dec. 16, 1992	W	57-47	Oxford, Miss.
Mar. 6, 1993	L	55-69	Chattanooga,Tenn.*
Jan. 8, 1994	W	65-42	Auburn
Jan. 8, 1995	L	58-61	Oxford, Miss.
Feb. 24, 1996	W	59-58	Auburn
Feb. 22, 1997	L	61-67	Oxford, Miss.
Feb. 28, 1997	W	72-64	Chattanooga, Tenn.*
Jan. 28, 1998	W	65-44	Oxford, Miss.
Feb. 21, 1998	W	76-56	Auburn
Jan. 28, 1999	W	71-62	Auburn
Feb. 21, 1999	L	77-86	Oxford, Miss.
Feb. 20, 2000	W	67-63	Auburn
Feb. 18, 2001	W	59-48	Oxford, Miss.
Jan. 31, 2002	L	53-63	Auburn
Feb. 2, 2003	W	61-48	Oxford, Miss.
Feb. 12, 2004	W	82-70	Oxford, Miss.
Feb. 24, 2005	W	82-68	Auburn
Jan. 15, 2006	L	48-51	Auburn
Feb. 12, 2006	L	61-64	Oxford, Miss.
Jan. 4, 2007	L	66-74	Auburn
Feb. 25, 2007	W	64-56	Oxford, Miss.
Feb. 21, 2008	L	68-76	Oxford, Miss.
Feb. 5, 2009	W	72-65	Auburn
Mar. 6, 2009	W	71-65	N. Little Rock, Ark.*
Feb. 25, 2010	L	61-65	Oxford, Miss.
Jan. 13, 2011	W	85-73	Auburn
Jan. 29, 2012	W	67-54	Oxford, Miss.
Feb. 26, 2012	W	46-43	Auburn
Jan. 10, 2013	W	76-52	Auburn
March 2, 2014	L	71-73 (OT)	Oxford, Miss.
March 6, 2014	W	70-54	Duluth, Ga.*
Feb. 19, 2015	L	46-51	Auburn
Feb. 11, 2016	W	65-60	Oxford, Miss.
Jan. 8, 2017	W	83-60	Auburn
Feb. 16, 2017	L	59-63	Oxford, Miss.
Feb. 25, 2018	W	60-55	Auburn
Jan. 31, 2019	W	64-51	Oxford, Miss.
Jan. 23, 2020	W	59-43	Auburn
Jan. 7, 2021	L	58-62	Oxford, Miss.
Feb. 24, 2022	L	52-72	Auburn

* SEC Tournament
 @ NCAA Tournament

Auburn Women's Basketball Quick Hitters

- Auburn begins SEC play with its first true road game of the year; 10 of 12 games have been at home, the other two at a neutral site
- The last time Auburn didn't play a road game until now (or later) came in the 2000-01 season when Auburn's first true road game didn't come until Jan. 7; the Tigers had played six neutral-site games to that point
- This is the 65th meeting between Auburn and Ole Miss in women's basketball, the 27th in Oxford
- Auburn leads the all-time series 37-27, but Ole Miss owns a 14-12 advantage at Oxford; teams have split the four meetings at the SJB Pavilion
- Ole Miss won 72-52 last season in Auburn in the teams' last meeting
- The Tigers rank 3rd nationally with 6.5 blocks per game; two players (Coulibaly, Levy) are averaging more than 1.0 block per game
- Auburn tied a school record with 24 steals vs. Samford (12/18); the Tigers also forced 36 turnovers, the most since the 2016-17 season opener when Troy had 38
- The Tigers' 91 points vs. Samford tied the most under Johnnie Harris (also 91 vs. Charleston Southern last season), and the 37 points by Samford were the first time holding an opponent under 40 since defeating Alabama 77-38 in 2019
- Auburn's 54-point win over Samford was its largest margin of victory since 2008 when they defeated Sam Houston 119-54
- Honesty Scott-Grayson scored a career-high 31 points in Auburn's win over North Carolina A&T (12/15); she also had 5 rebounds, 5 steals and 3 assists in the win
- Scott-Grayson has topped the 20-point mark 5 times in the last 8 games and led Auburn in scoring in 7 of those 8
- Scott-Grayson is shooting 49.0% on 3-pointers (25-of-51) and has made at least three 3-pointers in five of the last eight games
- Freshman Sydney Shaw ranks 9th overall and first among freshmen in the SEC with 3.8 assists/game
- Shaw has had 4+ assists in each of the last four games
- Romi Levy had 18 points and 13 rebounds - both career highs - for her second career double-double in Auburn's 70-48 win over Little Rock Nov. 30
- Levy's first double-double came in the win over Alabama State with 16 points and 11 rebounds
- Levy filled the stat sheet against Samford with 13 points, 7 rebounds, 5 assists, 5 steals and 2 blocks
- Freshman Kharyssa Richardson returned with 8 points and 6 rebounds vs. N.C. A&T after missing the last three games with an injury sustained vs. Colorado State in Las Vegas; she scored a career-high 10 points vs. North Florida
- Aicha Coulibaly is fourth in the SEC in scoring (16.8 ppg) and steals (2.3 spg)
- Coulibaly has two double-doubles this season - 24 pts, 10 reb vs. Sam Houston (11/8); 17 pts, 12 reb vs. UCF (12/3)
- Mar'Shaun Bostic scored a career-high 10 points in the win over UCF (12/3)
- Freshman Kaitlyn Duhon had a huge game vs. South Alabama with 17 points, 7 rebounds, 3 steals and 2 blocks
- Kaitlyn Duhon, Kharyssa Richardson and Sydney Shaw were in the starting lineup for the season-opener vs. Sam Houston; it is believed to be the first time Auburn has started three true freshmen in a season-opener
- Auburn is in its 52nd season of women's basketball and has 972 program wins

Moving On Up (Auburn Career Milestone Watch) . . .

- **Honesty Scott-Grayson** needs 26 points for 1,000 in her career (Auburn + Baylor)
- **Honesty Scott-Grayson** is 11th in the SEC among active career leaders with 900 points (at Auburn)
- **Honesty Scott-Grayson** is 8th in the SEC among active career leaders with 109 steals (at Auburn)
- **Aicha Coulibaly** is 20th in the SEC among active career leaders with 747 points
- **Aicha Coulibaly** is 20th in the SEC among active career leaders with 335 rebounds
- **Sania Wells** is at 80.3% free-throw shooting for her career (114-142); needs to attempt 8 more free throws to qualify for the Auburn career top 10 list (would currently rank 2nd)

INDIVIDUAL CATEGORY LEADERS

Auburn	Ole Miss
Aicha Coulibaly - 16.8	Points..... Angel Baker - 13.8
Aicha Coulibaly - 6.1	Rebounds Madison Scott - 9.3
Sydney Shaw - 3.8	Assists..... Myah Taylor - 4.9
Aicha Coulibaly - 2.3	Steals..... Myah Taylor - 2.2
Aicha Coulibaly - 1.2	Blocks..... Tyla Singleton - 1.5
Aicha Coulibaly - 28.8	Minutes Played..... Angel Baker - 28.4
Romi Levy - .547	Field Goal Percentage..... Marquesha Davis - .505
Honesty Scott-Grayson - .490	3-Point Percentage..... Marquesha Davis - .348
Aicha Coulibaly - .782	Free-Throw Percentage..... Angel Baker - .792

OPENING TIP

» Auburn plays its first road game of the season as Southeastern Conference play begins Thursday night when the Tigers face Ole Miss in Oxford, Miss. Game time is 6 p.m. CT at the SJB Pavilion.

» Auburn is 10-2 after closing out non-conference play with seven straight wins, the last being a 77-49 win over North Florida on Dec. 20.

» Ole Miss is 11-2 on the year; the Rebels closed out non-conference play with a 75-55 win at Temple on Dec. 21.

ON THE AIR

» Brit Bowen will have the radio call on WQSI 93.9 FM beginning at 5:45 p.m. The broadcast can also be heard on AuburnTigers.com and the Auburn Athletics app.

» SEC Network + will have a live stream available on WatchESPN.com and the ESPN app.

LAST TIME OUT

» Auburn coach Johnnie Harris wore a Santa cap and her team delivered gifts in all sizes: 3-pointers, jumpers and layups to lead the hot-shooting Tigers to a 77-49 victory over North Florida Tuesday at Neville Arena, Auburn's seventh straight win.

» Honesty Scott-Grayson scored 17 points to lead four Tigers in double figures; it was her seventh time in the last eight games to lead Auburn in scoring. Romi Levy scored 14 points on 6-of-6 shooting. Sydney Shaw scored 14 points and led Auburn with four assists while fellow freshman Kharyssa Richardson added a career-high 10 points.

» The Tigers shot 52.6 percent from the floor, 50 percent on 3-pointers and 73.3 percent from the free-throw line while holding North Florida to a 29.1 percentage on field goals. Shaw was 3-of-5 on 3-pointers and Scott-Grayson made both of her 3-point attempts, improving to 49 percent (25 of 51) on the season.

UP NEXT

» Auburn rings in the New Year as they host Missouri for their SEC home opener Sunday, Jan. 1. Game time is 3 p.m. CT at Neville Arena with a national broadcast on SEC Network.

AN AUBURN WIN WOULD...

» Surpass the Tigers' win total from the entire 2021-22 season with their 11th of the year.

» Give Auburn a win in their first true road game of the season.

» Snap a two-game skid against Ole Miss.

» Be the Tigers' eighth straight win.

» Give Auburn its first SEC road win since Feb. 27, 2020 (95-82 at Missouri).

AUBURN-OLE MISS SERIES

» Auburn is 37-27 all-time against Ole Miss in a series that dates back to 1978. Ole Miss has won the last two meetings, and the teams have split the last four contests in Oxford.

**LAST MEETING: Feb. 24, 2022, at Auburn
Ole Miss 72, Auburn 52**

» Auburn fell in a deep hole in the first quarter and could never claw its way out as Ole Miss defeated the Tigers 72-52 at Auburn Arena.

» The Tigers played catch-up from the start and were mostly even with the Rebels through the final three periods, but the early deficit was too much to overcome.

» Honesty Scott-Grayson led Auburn with 13 points and six rebounds, and Jala Jordan added 11 off the bench. Xaria Wiggins made the most of her Senior Night with a season-high seven points. Mar'Shaun Bostic had a team-best four assists.

» Ole Miss shot 50 percent from the floor to Auburn's 32.1, and the Rebels controlled the paint 34-18. Ole Miss also had 43 rebounds to Auburn's 21, scoring 17 second-chance points off 15 offensive boards. The Rebels ended the first quarter on a 17-0 run to take a 19-2 lead after 10 minutes. After Ole Miss took a 23-point lead at the half, Auburn would get no closer until the final seconds.

SCOUTING THE REBELS

» Ole Miss is 11-2 on the season. The Rebels enter SEC play on a four-game winning streak.

» The Rebels average 73.5 points per game while holding opponents to 52.8. Ole Miss' scoring defense ranks 12th in the nation, and the Rebels rank 19th nationally in field goal defense (34.5%).

» Angel Baker leads the Rebels with 13.8 points per game, and Madison Scott is the top rebounder with 9.3 rebounds/game.

SCOUTING AUBURN

» Auburn is 10-2 after seven straight wins to close out non-conference play, the last six coming at home. The Tigers are 9-1 at home this season.

» The Tigers rank 3rd nationally with 6.5 blocks per game. Auburn is also top-30 nationally in 3-point percentage at 38.2% (15th), turnovers forced per game at 22.4 (16th), turnover margin at +6.1 (23rd), and steals per game at 1.7 (19th). The Tigers are also 21st nationally in field goal defense (34.6%) and 27th in scoring margin (+20.2).

» Junior Aicha Coulibaly is fourth in the SEC in scoring (16.8 ppg) and steals (2.3 spg). Those numbers rank her 86th nationally in scoring and 85th in steals. She has two double-doubles this season, with her last coming against UCF Dec. 3 (17 points, 12 rebounds). She was a preseason All-SEC Second Team selection. Coulibaly missed the Tigers' last three games.

» Honesty Scott-Grayson averages 15.8 points to rank second on the team and 10th in the SEC. She has led Auburn in scoring in seven of the last eight games, topping the 20-point mark four times including a career-high 31 against North Carolina A&T. She is also the Tigers' top 3-point shooter, hitting 49.0% from long range (25-51) to rank 15th nationally.

» Redshirt sophomore Romi Levy recorded double-doubles against both Alabama State and Little Rock. Against Little Rock, she had career-highs in points (18) and rebounds (13) for her second career double-double. Heading into SEC play, she has made 11-of-12 attempts from the field over the last two games.

» Freshman point guard Sydney Shaw leads the Tigers with 3.8 assists/game, which ranks 9th in the SEC and leads all SEC freshmen. She scored a career-high 15 points and matched a season-best with 6 assists in the win over Louisiana-Lafayette, and she has scored at least 14 points in 3 of the last 4 games.

» Auburn's newcomers have all made an immediate impact with three freshmen - Kaitlyn Duhon, Sydney Shaw and Kharyssa Richardson - starting each of the first four games. Duhon scored 17 points in the win over South Alabama. Richardson had a season-high 9 rebounds vs.

SEC STANDINGS & SCHEDULE*(thru games of Dec. 22)*

	SEC Games			All Games		
	W	L	Pct.	W	L	Pct.
LSU	0	0	.000	12	0	1.000
South Carolina	0	0	.000	12	0	1.000
Arkansas	0	0	.000	13	2	.867
Alabama	0	0	.000	11	2	.846
Florida	0	0	.000	11	2	.846
Ole Miss	0	0	.000	11	2	.846
Mississippi St.	0	0	.000	11	2	.846
Missouri	0	0	.000	11	2	.846
AUBURN	0	0	.000	10	2	.833
Georgia	0	0	.000	11	3	.786
Kentucky	0	0	.000	8	4	.667
Vanderbilt	0	0	.000	9	5	.643
Tennessee	0	0	.000	7	6	.538
Texas A&M	0	0	.000	5	5	.500

Thursday, Dec. 29

*Mississippi State at Vanderbilt, 5 pm (+)

*Tennessee at Florida, 5 pm (+)

*Georgia at Alabama, 6 pm (+)

*Auburn at Ole Miss, 6 pm (+)

*LSU at Arkansas, 6 pm (ESPN2/SECN)

*Kentucky at Missouri, 8 pm (SECN)

*Texas A&M at South Carolina, 6 pm (ESPN2/SECN)

Sunday, Jan. 1

*Alabama at Tennessee, 11 am (SECN)

*Arkansas at Kentucky, 1 pm (+)

*Florida at Texas A&M, 1 pm (SECN)

*Vanderbilt at LSU, 1 pm (+)

*Missouri at Auburn, 3 pm (SECN)

*Ole Miss at Mississippi State, 4 pm (SECN)

Monday, Jan. 2

*South Carolina at Georgia, 6 pm (SECN)

Thursday, Jan. 5

*Mississippi State at Tennessee, 5:30 (+)

*Missouri at Alabama, 6 pm (+)

*Auburn at South Carolina, 6 pm (+)

*Florida at Arkansas, 6 pm (+)

*Kentucky at Georgia, 6 pm (SECN)

*Vanderbilt at Ole Miss, 6 pm (+)

*Texas A&M at LSU, 8 pm (SECN)

Inside the Numbers

CATEGORY	AUBURN	OLE MISS
Points Per Game	78.3	73.5
Scoring Margin	+20.2	+20.6
Field Goal %	44.3%	43.5%
Opp. Field Goal %	34.6%	34.5%
3 pt Field Goal %	38.2%	28.6%
Opp. 3FG %	28.3%	25.3%
Rebounds	39.7	43.1
Opp. Rebounds	37.0	32.3
Rebound Margin	+2.7	+10.8
Turnovers	16.3	13.8
Opp. Turnovers	22.4	18.2
Steals	11.7	8.0
Opp. Steals	7.8	4.8
Blocks	6.5	5.0
Opp. Blocks	1.9	1.9

Associated Press Top 25

(Week 8: Dec. 26)

Rk	Team	Record	Prev
1	South Carolina (28)	12-0	1
2	Stanford	13-1	2
3	Ohio State	13-0	3
4	Indiana	12-0	4
5	Notre Dame	10-1	5
6	NC State	11-1	7
7	Virginia Tech	11-1	8
8	Connecticut	9-2	9
9	LSU	12-0	10
10	UCLA	12-1	11
11	Utah	12-0	12
12	Iowa	10-3	13
13	North Carolina	9-2	6
14	Michigan	11-1	19
15	Iowa State	8-2	14
16	Maryland	10-3	15
17	Oregon	10-2	16
18	Arizona	10-1	18
19	Gonzaga	12-2	22
20	Oklahoma	10-1	23
21	Creighton	8-3	21
22	Kansas	10-1	20
23	Baylor	9-3	23
24	Arkansas	13-2	17
25	St. John's	12-0	25

Also receiving votes: Louisville, Duke, Villanova, Nebraska, South Florida, Middle Tennessee, Columbia, Texas, Alabama, Marquette.

USA TODAY Coaches' Top 25

(Week 8: Dec. 27)

Rk	Team	Record	Prev
1	South Carolina (32)	12-0	1
2	Stanford	13-1	2
3	Ohio State	13-0	3
4	Indiana	12-0	4
5	Notre Dame	10-1	5
6	NC State	11-1	7
7	Virginia Tech	11-1	8
8	Connecticut	9-2	9
9	LSU	12-0	10
10	Iowa	10-3	11
11	Utah	12-0	12
12	North Carolina	9-2	7
13	UCLA	12-1	14
14	Iowa State	8-2	13
15	Arizona	10-1	16
16	Oregon	10-2	15
17	Maryland	10-3	17
18	Oklahoma	10-1	18
19	Michigan	11-1	21
20	Gonzaga	12-2	22
21	Creighton	8-3	20
22	Baylor	9-3	23
23	Arkansas	13-2	19
24	St. John's	12-0	22
25	Kansas	10-1	24

Also receiving votes: Louisville, Florida Gulf Coast, South Florida, Virginia, Middle Tennessee, Kansas State, Nebraska, Texas, Arizona State, Florida, Villanova, Oregon State, Southern California, Marquette, Florida State, Texas Tech, South Dakota State, Illinois.

Colorado State before leaving the game with injury. Junior Jakayla Johnson has earned four starts, scoring 8 points in two of the four.

IT'S A BLOCK PARTY

» Auburn has recorded 78 blocked shots through 12 games (6.5/game), which ranks third in the nation and second in the SEC. That number is more than three-fourths of the way to the total from all of last season (96) and surpasses the total from 2020-21 (53) and 2019-20 (58).

» Two players - Aicha Coulibaly, Romi Levy - are averaging at least one block per game.

LETTING IT FLY

» Auburn's 3-point shooting has been among the nation's best through the non-conference portion of the season. The Tigers are averaging 6.3 3-pointers made per game and hitting 38.2% of their attempts from long-range; the 3-point percentage ranks second in the SEC and 15th nationally.

» Honesty Scott-Grayson has been a sharpshooter for the Tigers, hitting 49.0% of her 3-point attempts (25-of-51). She has made at least one trey in each of the Tigers' last nine games, making two or more in the last six. Scott-Grayson has hit a career-high four 3-pointers twice this year against Indiana and North Carolina A&T.

» As a team, the Tigers have hit at least five 3-pointers in 8 of 12 games this year with a season-high of 12 against Louisiana-Lafayette. That performance came up just two triples shy of the program record of 14, set Dec. 22, 2018, at Elon.

SCORING IN BUNCHES

» The Tigers' scoring offense currently ranks 31st nationally at 78.3 points per game. Auburn has scored at least 70 points in 11 of 12 games, topped the 80-point mark six times and scored 90-plus twice.

» Auburn scored a season-high in a 91-37 win over Samford; it tied the highest scoring output of the Johnnie Harris era (also scored 91 points against Charleston Southern in 2021-22). The Tigers' 54-point margin of victory that day was their largest since a 65-point win over Sam Houston State (119-54) in 2008.

» With 32 points in the third quarter vs. North Carolina A&T, and 31 in the second period against Samford, Auburn had its first two 30-point quarters since the 2019-20 season.

SEEING DOUBLE

» Junior Aicha Coulibaly recorded the Tigers' first double-double of the season with 24 points and 10 rebounds in the season-opener vs. Sam Houston. It was the sixth of Coulibaly's career.

» Redshirt sophomore Romi Levy made the most of her second appearance of the season, scoring a career-high 16 points along with 11 rebounds in Auburn's win over Alabama State on Nov. 20 for the first double-double of her career.

» Levy picked up her second double-double of the season and of her career with 18 points and 13 rebounds - both career-highs - in Auburn's win over Little Rock Nov. 30.

» Coulibaly grabbed her second double-double of the year and seventh of her career with 17 points and 12 rebounds in the Tigers' win over UCF Dec. 3.

DEFENSE CREATING OFFENSE

» Auburn forced Sam Houston into 33 turnovers in the season opener Nov. 8, turning those into 31 points. The 33 turnovers were the most by an Auburn opponent since the 2017-18 season when ULM had 35.

» It was another turnover feast against Samford when the Tigers forced 36, the most since the 2016 season-opener when Troy had 38. Auburn turned those 36 turnovers into a season-high 50 points.

» Auburn is 32-0 all-time when forcing 30 or more turnovers in a game.

» The Tigers have forced 20 or more turnovers in 8 of 12 games this year; Auburn is 7-1 in those games.

CUTTING IT CLOSE...

» With Honesty Scott-Grayson's free throw with one second to play, the Tigers defeated Colorado State 74-73 in Las Vegas Nov. 26. It was Auburn's first one-point win since a 53-52 victory over Alabama in the 2019 SEC Tournament.

» Auburn is 4-2 in its last six one-point games:

Date	Opponent	Location	Result
11/26/22	vs. Colorado St.	Las Vegas	W 74-73
3/1/20	Tennessee	Auburn	L 55-56
12/1/19	vs. Drake	Estero, Fla.	L 82-83
3/7/19	vs. Alabama	Greenville	W 53-52
2/3/19	Georgia	Auburn (OT)	W 59-58
11/23/16	vs. Marist	Savannah	W 52-51

WORKING OVERTIME

» Auburn is 22-22 all-time in overtime games. The Tigers' last OT game was a 72-63 loss at Missouri in 2022.

LAST 10 OVERTIME GAMES

Date	Opponent	Location	Result
1/6/22	Missouri	Columbia	L 63-72
2/20/20	Mississippi State	Auburn	L 85-92
11/30/19	Dayton	Estero, Fla.	W 76-74
2/3/19	Georgia	Auburn	W 59-58
12/20/18	North Carolina	Myrtle Beach	W 86-81
2/20/17	Alabama	Auburn	L 61-63
12/18/16	Virginia Tech	Auburn	L 87-92
1/24/16	Arkansas	Auburn	W 71-60
12/13/15	Marquette	Milwaukee	L 69-70
11/28/15	Minnesota	San Juan, PR	W 81-79

ON THIS DATE

» Auburn is 16-5 all-time on Dec. 29. The Tigers' last game on this date was an 83-50 win over Alabama State in 2018.

TIGERS IN THE PROS

» DeWanna Bonner, a 2009 Auburn graduate, completed her 13th season in the WNBA in 2022, her third with the Connecticut Sun. She helped lead the Sun to the WNBA finals, where they fell to the Las Vegas Aces.

» Former Tiger Charlene Thomas-Swinson, who played at Auburn from 1984-87, was an assistant coach for the Las Vegas Aces, who won the 2022 WNBA title. Joining her in the WNBA coaching ranks is former All-SEC performer Le'Coie Willingham, who just completed her second season as an assistant for the Dallas Wings.

» Unique Thompson, a 2021 graduate, averaged 29.7 points and 15.1 rebounds for the Albany-Wodonga Bandits of Australia's NBL1 over the (northern hemisphere) summer. She is currently playing for Nadezhda Orenburg in

Russia. Thompson was the No. 19 pick in the 2021 WNBA Draft by the Indiana Fever, and she signed a training camp contract with the Dallas Wings in 2022, but has not played in a WNBA regular-season game.

ROLLING WITH COACH D

» With three players and head coach Johnnie Harris unavailable for the Tigers' game Nov. 10 vs. South Alabama due to illness, associate head coach Damitria Buchanan assumed the role of acting head coach. She also was called upon to fill in as Harris was ill again Nov. 30 as the Tigers played Little Rock. With the two wins, she remains undefeated as a head coach - her 7th grade team at AGM Consolidated Middle School in College Station, Texas, won every game they played during the 2010-11 season, right after she graduated from Texas AGM.

PRESEASON HONORS

» Junior Aicha Coulibaly was named to the preseason All-SEC Second Team. She was a postseason pick for the All-SEC Second Team following last season.

WELCOME TO THE FAMILY

» Auburn signed two highly-rated post players in the early signing period in November. The Tigers will welcome Timya Thurman (6-4, Linden, Ala.) and Savannah Scott (6-5, Conway, Ark.) to the Plains for the 2023-24 school year.

IT DIDN'T COUNT, BUT...

» The Tigers earned an 81-59 win over Tuskegee in an exhibition game at Neville Arena on Nov. 3. Honesty Scott-Grayson led three players in double figures with 17 points; Aicha Coulibaly had a double-double with 16 points and 12 rebounds.22

NCAA NET Report (AU & Opponents)

(as of 12/23/22)

Rk	Team	Record	AU Result
1	South Carolina	12-0	--
2	LSU	12-0	--
4	Indiana	12-0	L
14	Alabama	11-2	--
22	Tennessee	7-6	--
36	Mississippi State	11-2	--
38	Arkansas	13-2	--
41	Missouri	11-2	--
43	Ole Miss	11-2	--
48	Georgia	11-3	--
64	AUBURN	10-2	--
65	Georgia Tech	9-3	L
74	Colorado State	5-4	W
86	Florida	11-2	--
90	Vanderbilt	9-5	--
109	Kentucky	8-4	--
127	Texas A&M	5-5	--
133	UCF	8-3	W
189	Sam Houston	2-6	W
223	Louisiana-Lafayette	3-6	W
239	North Carolina A&T	3-5	W
263	Samford	3-9	W
266	Little Rock	3-8	W
298	Alabama State	2-8	W
310	South Alabama	3-7	W
341	North Florida	1-7	W

Auburn in the SEC & NCAA Stats

(Thru games of 12/22/22)

Category	Value	SEC	NCAA
Scoring Offense	78.3	4th	31st
Scoring Defense	58.1	9th	71st
Scoring Margin	+20.1	6th	27th
Free Throw Pct.	.725	3th	112th
Field Goal Pct.	.443	7th	57th
Field Goal Pct. Def.	.346	5th	21st
3-pt FG Pct.	.382	2nd	15th
3-pt FG Pct. Def.	.283	7th	98th
Rebounds	39.7	9th	94th
Rebound Margin	+2.7	12th	135th
Blocks	6.5	2nd	3rd
Assists	13.9	11th	139th
Steals	11.7	2nd	19th
Turnover Margin	+6.1	3rd	23rd
Turnovers Forced	22.4	2nd	16th
Assist/Turnover	0.9	11th	151st
INDIVIDUALS (All Games)			
Scoring			
Aicha Coulibaly	16.8	4th	86th
Honesty Scott-Grayson	15.8	10th	124th
Field Goal Pct.			
Honesty Scott-Grayson	.479	6th	111th
Aicha Coulibaly	.429	12th	188th
Assists			
Sydney Shaw	3.8	9th	138th
Free Throw Pct.			
Aicha Coulibaly	.782	8th	184th
Honesty Scott-Grayson	.756	10th	228th
Steals			
Aicha Coulibaly	2.3	3rd	85th
Honesty Scott-Grayson	1.8	10th	221st
3-Point FG Made			
Honesty Scott-Grayson	2.1	9th	170th
3-Point FG Pct.			
Honesty Scott-Grayson	.490	--	15th
Blocked Shots			
Aicha Coulibaly	1.2	14th	138th
Romi Levy	1.1	--	171st
Kaitlyn Duhon	0.9	--	250th
Assist/Turnover Ratio			
Sydney Shaw	1.8	9th	117th
Offensive Rebounds			
Precious Johnson	2.7	9th	--

TIGERS' RECORD WHEN...

	2022-23	Harris Era
At Home.....	9-1	17-8
On the Road.....	0-0	2-10
At a Neutral Site.....	1-1	1-2
When wearing white.....	9-2	17-9
When wearing orange.....	0-0	0-0
When wearing blue "Auburn".....	0-0	2-10
When wearing blue "Tigers".....	1-0	1-0
When wearing pink.....	0-0	0-1
Leading at the half.....	10-0	19-4
Trailing at the half.....	0-2	1-16
Tied at the half.....	0-0	0-0
Scores 100+ points.....	0-0	0-0
Scores 90-99 points.....	2-0	3-0
Scores 80-89 points.....	3-1	4-1
Scores 70-79 points.....	5-0	10-1
Scores 60-69 points.....	0-0	2-9
Scores fewer than 60 points.....	0-1	1-9
Holds opponent to 41-50 points.....	5-0	7-0
Holds opponent to 31-40 points.....	1-0	1-0
Holds opponent to under 30 points.....	0-0	0-0
Force 25 or more turnovers.....	3-0	4-0
Shoots 50% FG or better.....	4-0	6-0
Shoots 40-49% FG.....	5-1	11-8
Shoots 39.9% or under FG.....	1-1	3-12
Holds opponent under 30% FG.....	4-0	6-0
Shoots higher FG% than opponent.....	9-0	17-3
Shoots lower FG% than opponent.....	1-2	3-17
Shoots same FG% as opponent.....	0-0	0-0
Shoots higher FT% than opponent.....	7-1	11-6
Shoots lower FT% than opponent.....	3-1	8-14
Shoots same FT% as opponent.....	0-0	1-0
Out-rebounds opponent.....	4-1	10-6
Out-rebounded by opponent.....	5-1	9-12
Tied in rebounds.....	1-0	1-2
Versus ranked opponent.....	0-1	3-4
In overtime.....	0-0	0-1
Games decided by 3 points or less.....	1-0	1-3
Games decided by 4-5 points.....	0-0	1-2
Games decided by 6-10 points.....	1-1	6-6
Games decided by 11-20 points.....	2-1	3-6
Games decided by 21-30 points.....	2-0	4-2
Games decided by 30+ points.....	4-0	5-1
In November.....	5-2	9-5
In December.....	5-0	9-0
In January.....	0-0	1-8
In February.....	0-0	1-6
In March.....	0-0	0-1

2022-23 Auburn Superlatives...

First Half

Most points scored in the first quarter.....	23 vs. Indiana (11/25/22)
Most points scored in the second quarter.....	31 vs. Samford (12/18/22)
Most points scored in the first half.....	47 vs. Sam Houston (11/8/22) & vs. Samford (12/18/22)
Fewest points scored in the first half.....	33 vs. North Carolina A&T (12/15/22)
Fewest points allowed in the first half.....	11 vs. Samford (12/18/22)
Most points allowed in the first half.....	51 vs. Indiana (11/25/22)
Best FG % in the first half.....	.563 vs. Samford (12/18/22)
Worst FG % in the first half.....	.270 vs. Georgia Tech (11/16/22)
Best FG % by an opponent in the first half.....	.619 vs. Georgia Tech (11/16/22)
Worst FG % by an opponent in the first half.....	.185 vs. Samford (12/18/22)
Most rebounds in the first half.....	27 vs. UCF (12/3/22)
Fewest rebounds in the first half.....	14 vs. Colorado State (11/26/22) & vs. North Florida (12/20/22)
Most rebounds by an opponent in the first half.....	28 vs. Little Rock (11/30/22)
Fewest rebounds by an opponent in the first half.....	13 vs. Georgia Tech (11/16/22) & Colorado State (11/26/22)

Second Half

Most points scored in the third quarter.....	32 vs. North Carolina A&T (12/15/22)
Most points scored in the fourth quarter.....	28 vs. Alabama State (11/20/22)
Most points scored in an overtime period.....	
Most points scored in the second half.....	46 vs. Alabama State (11/20/22) & vs. North Carolina A&T (12/15/22)
Fewest points scored in the second half.....	26 vs. Georgia Tech (11/16/22)
Fewest points allowed in the second half.....	19 vs. UL-Lafayette (12/11/22)
Most points allowed in the second half.....	45 vs. Indiana (11/25/22)
Best FG % in the second half.....	.714 vs. UL-Lafayette (12/11/22)
Worst FG % in the second half.....	.256 vs. Georgia Tech (11/16/22)
Best FG % by an opponent in the second half.....	.552 vs. Indiana (11/25/22)
Worst FG % by an opponent in the second half.....	.222 vs. UCF (12/3/22)
Most rebounds in the second half.....	27 vs. Georgia Tech (11/16/22)
Fewest rebounds in the second half.....	13 vs. Indiana (11/25/22)
Most rebounds by an opponent in the second half.....	26 vs. South Alabama (11/10/22) & vs. Georgia Tech (11/16/22)
Fewest rebounds by an opponent in the second half.....	12 vs. Indiana (11/25/22) & vs. UL-Lafayette (12/11/22)

Game

Most points scored.....	91 vs. Samford (12/18/22)
Fewest points scored.....	51 vs. Georgia Tech (11/16/22)
Most points allowed.....	96 vs. Indiana (11/25/22)
Fewest points allowed.....	37 vs. Samford (12/18/22)
Best FG %.....	.563 vs. UL-Lafayette (12/11/22)
Worst FG %.....	.263 vs. Georgia Tech (11/16/22)
Best FG % by an opponent.....	.541 vs. Indiana (11/25/22)
Worst FG % by an opponent.....	.224 vs. UCF (12/3/22)
Most rebounds.....	51 vs. Georgia Tech (11/16/22) & vs. UCF (12/3/22)
Fewest rebounds.....	31 vs. Colorado State (11/26/22)
Most rebounds by an opponent.....	48 vs. Little Rock (11/30/22)
Fewest rebounds by an opponent.....	25 vs. Colorado State (11/26/22)

Miscellaneous

Highest-scoring quarter.....	32, 3Q vs. North Carolina A&T (12/15/22)
Lowest-scoring quarter.....	5, 1Q vs. Georgia Tech (11/16/22)
Highest-scoring opponent quarter.....	28, 4Q vs. Indiana (11/25/22)
Lowest-scoring opponent quarter.....	3, 3Q vs. UL-Lafayette (12/11/22)
Largest margin in a single quarter.....	+26 (31-5), 2Q vs. Samford (12/18/22)
Largest margin of victory.....	54 vs. Samford (12/18/22)
Smallest margin of victory.....	1 vs. Colorado State (11/26/22)
Largest margin of defeat.....	15 vs. Indiana (11/25/22)
Smallest margin of defeat.....	6 vs. Georgia Tech (11/16/22)
Largest halftime lead.....	36 vs. Samford (12/18/22)
Smallest halftime lead.....	3 vs. Colorado State (11/26/22)
Times tied at halftime.....	
Largest halftime deficit.....	12 vs. Indiana (11/25/22)
Smallest halftime deficit.....	7 vs. Georgia Tech (11/16/22)
Largest rebounding margin.....	+18 vs. UCF (12/3/22)
Smallest rebounding margin.....	+6 vs. Colorado State (11/26/22)
Last time tied in rebounding.....	1 - 35-35 vs. Samford (12/18/22)
Largest rebounding deficit.....	-7 vs. Little Rock (11/30/22)
Smallest rebounding deficit.....	-1 vs. Indiana (11/25/22)
Largest deficit overcome to win game.....	8 vs. Colorado State (11/26/22)
Largest lead lost.....	3 vs. Georgia Tech (11/16/22)

MISCELLANEOUS STATISTICS

Double-Doubles	Season	Career
Romi Levy	2	2
Aicha Coulibaly	1	6
Honesty Scott-Grayson	0	3
Precious Johnson	0	1

30+ Point Games	Season	Career
Honesty Scott-Grayson	1	2

20+ Point Games	Season	Career
Honesty Scott-Grayson	4	13
Aicha Coulibaly	3	12
Sania Wells	0	1

10+ Rebound Games	Season	Career
Aicha Coulibaly	2	7
Romi Levy	2	4
Mya Pratcher	1	1
Honesty Scott-Grayson	0	3
Precious Johnson	0	1

10+ Assist Games	Season	Career
Honesty Scott-Grayson	2	6
Aicha Coulibaly	1	3
Romi Levy	1	3

5+ Steal Games	Season	Career
Honesty Scott-Grayson	2	6
Aicha Coulibaly	1	3
Romi Levy	1	3

5+ Block Games	Season	Career
Honesty Scott-Grayson	8	25
Aicha Coulibaly	7	25
Sydney Shaw	1	1
Sania Wells	0	3
Precious Johnson	0	1

GAMES LED AUBURN IN...

Scoring	Season	Career
Honesty Scott-Grayson	8	25
Aicha Coulibaly	7	25
Sydney Shaw	1	1
Sania Wells	0	3
Precious Johnson	0	1

Rebounding	Season	Career
Romi Levy	3	40
Kharyssa Richardson	3	3
Aicha Coulibaly	2	17
Kaitlyn Duhon	2	2
Honesty Scott-Grayson	1	13
Sania Wells	1	2
Mya Pratcher	1	1
Precious Johnson	0	3

Assists	Season	Career
Sydney Shaw	8	8
Aicha Coulibaly	3	8
Honesty Scott-Grayson	2	15
Sania Wells	0	12
Mar'Shaun Bostic	0	9
Romi Levy	0	4
Carsten McFadden	0	1

(includes games where lead was shared)

2022-23 DOUBLE-DOUBLES

- Aicha Coulibaly - 24 pts, 10 reb vs. Sam Houston
- Romi Levy - 16 pts, 11 reb vs. Alabama State
- Romi Levy - 18 pts, 13 reb vs. Little Rock
- Aicha Coulibaly - 17 pts, 12 reb vs. UCF

Last Time an Auburn Team...

Scored 90 points	Auburn 91, Samford 37, in Auburn, Ala. (Dec. 18, 2022)
Scored 90 points in an SEC game	Auburn 95, Missouri 82, in Columbia, Mo. (Feb. 27, 2020)
Scored 100 points	Auburn 119, Sam Houston State 54, in Auburn, Ala. (Dec. 5, 2008)
Scored 100 points against an SEC opponent	Auburn 102, Tennessee 96, SEC Tournament in Albany, Ga. (Mar. 6, 1987)
Scored 100 points in an SEC regular-season game	Auburn 111, Vanderbilt 67, in Auburn, Ala. (Feb. 18, 1987)
Scored 100 points at home	Auburn 119, Sam Houston State 54, in Auburn, Ala. (Dec. 5, 2008)
Scored 100 points in a true road game	Auburn 103, Mercer 29, in Macon, Ga. (Feb. 23, 1987)
Scored 110+ points	Auburn 119, Sam Houston State 54, in Auburn, Ala. (Dec. 5, 2008)
Scored 80 points and lost	Indiana 96, Auburn 81, in Las Vegas, Nev. (Nov. 25, 2022)
Scored 90 points and lost	Kentucky 91, Auburn 90 [2OT], in Auburn, Ala. (Feb. 2, 1986)
Scored 100 points and lost	Never
Scored 50-59 points in a half	51 (1st half) vs. Charleston Southern in Auburn, Ala. (Nov. 26, 2021)
Scored 60 or more points in a half	62 (2nd half) vs. Drake in New Orleans, La. (Dec. 21, 2016)
Scored 30 or more points in a quarter	31 (2nd quarter) vs. Samford in Auburn, Ala. (Dec. 18, 2022)
Scored 50 points or less in a game	South Carolina 75, Auburn 38, in Columbia, S.C. (Feb. 17, 2022)
Scored 50 points or less and won	Auburn 47, Missouri 45 [SEC] in Jacksonville, Fla. (March 3, 2016)
Scored 40 points or less in a game	South Carolina 75, Auburn 38, in Columbia, S.C. (Feb. 17, 2022)
Scored less than 10 points in a quarter	5 points (1st quarter) vs. Georgia Tech in Auburn, Ala. (Nov. 16, 2022)
Scored less than 20 points in a 1st half	15 points vs. Ole Miss in Auburn, Ala. (Feb. 24, 2022)
Scored less than 20 points in a 2nd half	17 points at South Carolina in Columbia, S.C. (Feb. 17, 2022)
Had 35+ rebound margin	36 - (52-16) vs. Alabama A&M in Normal, Ala. (Nov. 19, 2013)
Had 25+ rebound margin	33 - (53-26) vs. Grambling State in Auburn, Ala. (Nov. 6, 2018)
Had 20+ rebound margin	20 (51-31) vs. Alabama State in Auburn, Ala. (Nov. 16, 2021)
Attempted 30 free throws	30 - vs. Grambling in Auburn, Ala. (Dec. 18, 2021)
Attempted 35 free throws	35 - vs. Charleston Southern in Auburn, Ala. (Nov. 26, 2021)
Attempted 40 free throws	41 - vs. Alabama State in Auburn, Ala. (Nov. 15, 2006)
Attempted 5 free throws or less	3 - at Texas A&M in College Station, Texas (Feb. 23, 2020)
Did not attempt a free throw	Never
Made 20-24 free throws	21 - vs. South Alabama in Auburn, Ala. (Nov. 10, 2022)
Made 25+ free throws	26 - vs. Charleston Southern in Auburn, Ala. (Nov. 26, 2021)
Made 30 free throws	31 - vs. Northwestern State (31-43) (Dec. 30, 2003)
Had 25 assists	25 - vs. Ole Miss in Auburn, Ala. (Jan. 8, 2017)
Had 25 turnovers	27 - vs. Georgia in Auburn, Ala. (Jan. 3, 2021)
Had 10 turnovers or less	9 - vs. Little Rock in Auburn, Ala. (Nov. 30, 2022)
Had 25+ steals	Never
Had 20-24 steals	24 - vs. Samford in Auburn, Ala. (Dec. 18, 2022)
Had 15-19 steals	15 - vs. North Florida in Auburn, Ala. (Dec. 20, 2022)
Had 10-14 blocks	10 - vs. Louisiana Tech in Auburn, Ala. (Nov. 19, 2017)
Had 15+ blocks	15 - at Florida International in Miami, Fla. (Dec. 29, 2014)
Won an overtime game	Auburn 74, Dayton 72 [1OT] in Estero, Fla. (Nov. 30, 2019)
Lost an overtime game	Missouri 72, Auburn 63 [1OT] in Columbia, Mo. (Jan. 6, 2022)
Played a double overtime game	Auburn 70, Alabama 65 [2OT] in Auburn, Ala. (Feb. 27, 2014)
Played three or more overtimes	Never
Shot 70% for a half	71.4% (15-of-21), 2nd half vs. UL-Lafayette in Auburn, Ala. (Dec. 11, 2022)
Shot 60% for a game	60.4% (29-of-48) vs. Oklahoma State in Auburn, Ala. (Dec. 5, 2021)
Shot less than 30% for a game	26.3% (20-of-76) vs. Georgia Tech in Auburn, Ala. (Nov. 16, 2022)
Shot 90-99.9% from the free throw line (min. 10 attempts)	90.5% (19-of-21) at Arkansas in Fayetteville, Ark. (Jan. 31, 2021)
Shot 100% from the free throw line (min. 10 attempts)	100% (16-of-16) vs. Texas A&M in Auburn, Ala. (Jan. 7, 2018)
Shot 50% on 3-pointers (minimum 5 attempts)	50.0% (6-of-12) vs. North Florida in Auburn, Ala. (Dec. 20, 2022)
Shot 20-30% in a half	25.6% (10-of-39), 2nd half vs. Georgia Tech in Auburn, Ala. (Nov. 16, 2022)
Shot less than 20% in a half	19.4% (7-of-36), 1st half vs. South Carolina in Auburn, Ala. (Feb. 4, 2021)
Shot 55% or better and lost	58.1% (25-of-43) vs. Tennessee (Jan. 20, 2005)
Made 10+ 3-point field goals	10-of-20 vs. Samford in Auburn, Ala. (Dec. 18, 2022)
Failed to make a 3-point field goal	0-of-5 vs. Southern in Auburn, Ala. (Dec. 9, 2017)
Had 60+ rebounds	61 - vs. Stephen F. Austin in Auburn, Ala. (Dec. 17, 2007)
Had 50-59 rebounds	51 vs. UCF in Auburn, Ala. (Dec. 3, 2022)
Defeated a Top-25 opponent	Auburn 65, #21 Georgia 60, in Auburn, Ala. (Feb. 20, 2022)
Defeated a Top-10 opponent	Auburn 71, #4 Tennessee 61, in Auburn, Ala. (Jan. 27, 2022)
Defeated a Top-25 opponent on the road	Auburn 59, #18 Georgia Tech 51, in Atlanta, Ga. (Nov. 21, 2021)

Last Time an Auburn Player...

Scored 25-29 points	26 - Aicha Coulibaly vs. Tennessee in Auburn, Ala. (Jan. 27, 2022)
Scored 30-34 points	31 - Honesty Scott-Grayson vs. North Carolina A&T in Auburn, Ala. (Dec. 15, 2022)
Scored 35 points	35 - DeWanna Bonner vs. Tennessee in Auburn, Ala. (Jan. 25, 2009)
Scored 40 points	41 - Conswellia Sparrow vs. South Alabama (Feb. 17, 1998)
Had 15-19 rebounds	18 - Unique Thompson vs. Arkansas in Auburn, Ala. (Feb. 25, 2021)
Had 20+ rebounds	23 - Unique Thompson vs. Belmont in Auburn, Ala. (Dec. 20, 2020)
Had 10 assists	10 - Daisa Alexander vs. LSU in Auburn, Ala. (Feb. 16, 2020)
Had 15 assists	18 - Martha Monk vs. Alabama State (Feb. 18, 1981)
Had 5 blocks	6 - Unique Thompson vs. Louisiana Tech in Auburn, Ala. (Nov. 19, 2017)
Had 7 blocks	7 - Jassany Williams vs. Duke (Nov. 18, 2011)
Had 10 blocks	13 - Marita Payne vs. Arkansas (Feb. 3, 2005)
Had 5 steals	5 - Romi Levy vs. Samford in Auburn, Ala. (Dec. 18, 2022)
Had 8 steals	8 - Brandy Montgomery vs. East Carolina in Auburn, Ala. (Dec. 5, 2015)
Had 10 steals	10 - Kristen Mulligan vs. Northeast Illinois in Auburn, Ala. (Dec. 18, 1992)
Made 10 field goals	10 - Honesty Scott-Grayson vs. North Carolina A&T in Auburn, Ala. (Dec. 15, 2022)
Made 15 field goals	15 - Conswellia Sparrow (15-16) vs. South Alabama (Feb. 17, 1998)
Attempted 20-24 field goals	20 - Aicha Coulibaly at Kentucky in Lexington, Ky. (Feb. 27, 2022)
Attempted 25 field goals	25 - Unique Thompson (7-25) at Georgia in Athens, Ga. (Feb. 11, 2021)
Made 5+ three-point field goals	5 - Annie Hughes vs. Charleston Southern in Auburn, Ala. (Nov. 26, 2021)
Made 8 three-point field goals	8 - Tiffany Krantz vs. Troy State in Auburn, Ala. (Nov. 21, 1997)
Attempted 10 three-point field goals	14 - Lauren Hansen vs. Drake in Estero, Fla. (Dec. 1, 2019)
Attempted 15 three-point field goals	16 - Brandy Montgomery at Marquette in Milwaukee, Wis. (Dec. 13, 2015)
Made 10 free throws	11 - Aicha Coulibaly vs. Charleston Southern in Auburn, Ala. (Nov. 26, 2021)
Made 15 free throws	Never
Shot 100% from the field (min. 5 attempts)	Romi Levy (6-6) vs. North Florida in Auburn, Ala. (Dec. 20, 2022)

SEC PRESEASON POLL (Media Vote)

Order of Finish

1. South Carolina
2. Tennessee
3. LSU
4. Arkansas
5. Ole Miss
6. Florida
7. Kentucky
8. Mississippi State
9. Georgia
10. Alabama
11. Texas A&M
12. Missouri
13. Auburn
14. Vanderbilt

Player of the Year

Aliyah Boston, South Carolina

All-SEC First Team

- Aliyah Boston, South Carolina
 Zia Cooke, South Carolina
 Rickea Jackson, Tennessee
 Jordan Horston, Tennessee
 Tamarri Key, Tennessee

Preseason All-SEC Second-Team

- Brittany Davis, Alabama
 Alexis Morris, LSU
 Angel Reese, LSU
 Jessika Carter, Mississippi State
 Anastasia Hayes, Mississippi State
 Hayley Frank, Missouri

SEC PRESEASON POLL (Coaches' Vote)

Order of Finish

1. South Carolina
2. Tennessee
3. LSU
4. Alabama
5. Arkansas
6. Mississippi State
7. Florida
8. Ole Miss
9. Georgia
10. Kentucky
11. Texas A&M
12. Missouri
13. Auburn
14. Vanderbilt

Player of the Year

Aliyah Boston, South Carolina

All-SEC First Team

- Brittany Davis, Alabama
 Alexis Morris, LSU
 Angel Reese, LSU
 Anastasia Hayes, Mississippi State
 Aliyah Boston, South Carolina
 Zia Cooke, South Carolina
 Jordan Horston, Tennessee
 Tamarri Key, Tennessee

All-SEC Second Team

- Makayla Daniels, Arkansas
 Aicha Coulibaly, Auburn
 Diamond Battles, Georgia
 Madison Scott, Ole Miss
 Jessika Carter, Mississippi State
 Hayley Frank, Missouri
 Victoria Saxton, South Carolina
 Rickea Jackson, Tennessee

Shot 100% at the free throw line (min. 10 attempts).....12-12 - Daisa Alexander vs. Mississippi State (Feb. 20, 2020)
Had a double-double..... **Aicha Coulibaly (17 pts/12 reb) vs. UCF in Auburn, Ala. (Dec. 3, 2022)**
 Had 2 consecutive double-doubles..... Aicha Coulibaly: 23/11 vs. Kennesaw, 17/12 at Alabama (Dec. 20, 2021-Jan. 2, 2022)
 Had 3 consecutive double-doubles..... Unique Thompson: 14/14 at Florida, 22/10 vs. Kentucky, 10/10 at Alabama (Jan. 17-24, 2021)
 Had 13 consecutive double-doubles..... Unique Thompson: First vs. BYU; last at Vandy (March 23, 2019-Jan. 2, 2020)
 Had 18 consecutive double-doubles (AU record)..... Laurretta Freeman: First vs. Furman, Last vs. Oral Roberts (Dec. 29, 1992-Feb. 23, 1993)
 Had a double-double at halftime..... Unique Thompson (16 pts/10 rebs) at Iowa State in Ames, Iowa (Nov. 13, 2018)
 Two players had a double-double..... Aicha Coulibaly (18p/10r) & Precious Johnson (18p/10r) at Kentucky (Feb. 27, 2022)
 Recorded a double-double with points and assists..... Jariah McKay (16 pts/10 assists) vs. Grambling State (Nov. 6, 2018)
 Scored 20 points & had 20 rebounds..... Unique Thompson (20 pts/23 reb) vs. Belmont in Auburn, Ala. (Dec. 20, 2020)
 Had a triple-double..... Whitney Boddie (24 pts./11 rebs./12 ast.) vs. Sam Houston State (Dec. 5, 2008)
Two or more players scored 20 points..... **Coulibaly (22) & Scott-Grayson (22) vs. Indiana in Las Vegas, Nev. (Nov. 25, 2022)**
 Three players scored 20 points..... Benton (23), Howard (22), Alexander (21) at Missouri in Columbia, Mo. (Feb. 27, 2020)
 Two players scored 30 points..... Laticia Morris (33) & Tara Williams (30) vs. South Alabama (Jan. 14, 1997)
 Had 2 straight 25-point games..... Jariah McKay: 27 at South Carolina, 26 vs. Arkansas (Jan. 11-14, 2018)
 Had 3 straight 25-point games..... Jariah McKay: 25 pts vs. Texas A&M, 27 pts at South Carolina, 26 pts vs. Arkansas (Jan. 7-14, 2018)
 Zero players scored in double figures..... at South Carolina in Columbia, S.C. (Feb. 17, 2022)
 Only one player scored in double figures..... Keya Patton (12) vs. Georgia in Auburn, Ala. (Jan. 3, 2021)
 Five players scored in double figures..... Thompson (19), Hughes (17), Scott-Grayson (16), Levy (12), Jordan (11) vs. N. Florida (Dec. 17, 2020)
 Six players scored in double figures..... McKay/Benton (16), Primm (15), Thompson (14), Alexander/Jones (13) vs. Grambling (Nov. 6, 2018)
 Seven players scored in double figures..... Carrier (19 pts.), Bonner (18 pts.), Smalley (16 pts.), Boddie (13 pts.)
 R. Hobbs (13 pts.), Hilliard (13 pts.) & S. Hobbs (10 pts.) vs. Sam Houston State (Dec. 5, 2008)
 Two players had 10 rebounds..... Aicha Coulibaly (10) and Precious Johnson (10) at Kentucky in Lexington, Ky. (Feb. 27, 2022)
 Three players had 10 rebounds..... J. Greenleaf (12 rebs.), D. Bonner (12 rebs.) & W. Boddie (10 rebs.) vs. Oakland (Nov. 21, 2007)
 Played every minute..... Honesty Scott-Grayson (40:00) at Alabama in Tuscaloosa, Ala. (Jan. 2, 2022)
 Played 40 or more minutes in OT game..... S. Wells (43:38) & H. Scott-Grayson (43:00) at Missouri in Columbia, Mo. (Jan. 6, 2022)
 Attempted a slam dunk..... Hasina Muhammad vs. St. John's in Auburn, Ala. (Dec. 6, 2013)
 Made a shot from half-court or beyond..... Brooke Moore (end 2nd quarter) vs. Alabama State in Auburn, Ala. (Dec. 29, 2018)
Every Auburn player dressed scored..... **11 players vs. Samford in Auburn, Ala. (Dec. 18, 2022)**

Last Time an Auburn Opponent...

Shot less than 30% in a game (SEC).....Ole Miss - 27.4% (17-of-62) in Auburn, Ala. (Jan. 23, 2020)
Shot less than 30% in a game (Non-conf)..... **Samford - 27.3% (15-of-55) in Auburn, Ala. (Dec. 18, 2022)**
 Shot 60% or better in a game..... Florida - 61.5% (32-of-52) in Auburn, Ala. (Jan. 9, 2020)
Scored 90 points..... **Indiana 96, Auburn 81, in Las Vegas, Nev. (Nov. 25, 2022)**
 Scored 100 points..... Georgia 102, Auburn 72 in Athens, Ga. (Mar. 3, 1984)
 Scored 100 points at Auburn..... Tuskegee 105, Auburn 98 (20T) (Feb. 12, 1979)
 Had 25+ rebound margin..... 37 - South Carolina (62-25) in Columbia, S.C. (Feb. 17, 2022)
 Had a 20-24 rebound margin..... 22 - Ole Miss (43-21) in Auburn, Ala. (Feb. 24, 2022)
Scored 5 points or less in a quarter..... **5 - Samford (2nd quarter) in Auburn, Ala. (Dec. 18, 2022)**
Scored less than 10 points in a quarter..... **9 - Samford (3rd quarter) in Auburn, Ala. (Dec. 18, 2022)**
 Scored less than 10 points in all four quarters..... Winthrop (9-8-8-8) in Auburn, Ala. (Dec. 16, 2015)
 Scored 30 or more points in a quarter..... 30 - Kentucky (1st quarter) in Lexington, Ky. (Feb. 27, 2022)
 Scored less than 10 points in a half..... 9 - USC Upstate (1st half) in Auburn, Ala. (Nov. 25, 2020)
Scored less than 20 points in a 1st half..... **11 - Samford in Auburn, Ala. (Dec. 18, 2022)**
Scored less than 20 points in a 2nd half..... **19 - UL-Lafayette in Auburn, Ala. (Dec. 11, 2022)**
 Had 50 rebounds..... 62 - South Carolina in Columbia, S.C. (Feb. 17, 2022)
 Had 25 assists..... 25 - Alabama in Auburn, Ala. (Feb. 14, 2021)
Had 25-29 turnovers..... **27 - North Carolina A&T in Auburn, Ala. (Dec. 15, 2022)**
Had 30-34 turnovers..... **33 - Sam Houston in Auburn, Ala. (Nov. 8, 2022)**
Had 35+ turnovers..... **36 - Samford in Auburn, Ala. (Dec. 18, 2022)**
 Had 15 steals..... 21 - Belmont in Auburn, Ala. (Dec. 20, 2020)
 Had 10 blocks..... 13 - LSU in Auburn, Ala. (Jan. 9, 2022)
Failed to make a 3-point field goal..... **UCF (0-8) in Auburn, Ala. (Dec. 3, 2022)**
Attempted 35 free throws..... **43 - Sam Houston in Auburn, Ala. (Nov. 8, 2022)**
 Made 30 free throws..... 30 - Arkansas (Jan. 22, 1995)
 Made 10+ three-point field goals..... 10 - Kentucky in Lexington, Ky. (Feb. 27, 2022)
 Made 15+ three-point field goals..... 15 - Alabama in Auburn, Ala. (Feb. 14, 2021)
Scored 41-50 points in a game..... **49 - North Florida in Auburn, Ala. (Dec. 20, 2022)**
Scored 31-40 points in a game..... **37 - Samford in Auburn, Ala. (Dec. 18, 2022)**
 Scored 30 points or less..... 26 - Georgia in Athens, Ga. (Feb. 22, 2015)
 Scored 25 points or less..... 25 - Puerto Rico-Mayaguez (Dec. 17, 2000)

Last Time an Opposing Player...

Scored 30+ points (non-conference)..... 35 - Ajah Wayne of Old Dominion in Auburn, Ala. (Nov. 14, 2019)
 Scored 30+ points (SEC)..... 32 - Rhyne Howard of Kentucky in Lexington, Ky. (Feb. 27, 2022)
 Scored 35+ points (all games)..... 41 - Jasmine Walker of Alabama in Auburn, Ala. (Feb. 14, 2021)
 Scored 40+ points (all games)..... 41 - Jasmine Walker of Alabama in Auburn, Ala. (Feb. 14, 2021)
 Attempted 25 field goals..... 27 - Jantel Lavender (9-27) of Ohio State (Nov. 23, 2008)
 Scored 20 points & had 20 rebounds..... Young of Baylor in the WNIT Championship Game, (20 pts./25 rebs.) (Apr. 4, 2003)
 Two players scored 20 points..... Rhyne Howard (32) and Dre'una Edwards (25) of Kentucky in Lexington, Ky. (Feb. 27, 2022)
 Three players scored 20 points..... by LSU in Baton Rouge, Chatman (22 pts), Johnson (21 pts) & Lowery (20 pts) (Jan. 12, 1991)
Five players scored in double figures..... **Holmes (26), Garzon (21), Parris (16), McNeil (16), Scalia (12) of Indiana (Nov. 25, 2022)**
 Six players scored in double figures..... Williams (10), Lewis (13), Bonds (18), Peoples (10), Miller (12), Svetle (12) of Florida (Jan. 26, 2014)
Recorded a double-double..... **Mackenzie Holmes (26 pts/12 reb) of Indiana in Las Vegas, Nev. (Nov. 25, 2022)**
 Recorded a double-double with points and assists..... Tyasha Harris (12 pts/11 ast) of South Carolina in Columbia, S.C. (Jan. 11, 2018)
 Recorded a triple-double..... Ceira Ricketts (14 pts./13 rebs./12 ast.) of Arkansas (Jan. 18, 2009)
 Two players recorded a double-double..... I. Allen (21p/15r) & A. Wayne (19p/11r) of Old Dominion in Norfolk, Va. (Nov. 14, 2021)
 Committed 10+ turnovers..... 10 - Shaquera Wade of Alabama in Greenville, S.C. (March 7, 2019)
 Had 15-19 rebounds..... 15 - by N'dea Jones of Texas A&M in Auburn, Ala. (Jan. 24, 2019)
 Had 20+ rebounds..... 21 - Ayana Mitchell of LSU in Baton Rouge, La. (March 3, 2019)
 Had 10 assists..... 10 - Jazmine Massengill of Kentucky in Lexington, Ky. (Feb. 27, 2022)
 Had 15 assists..... 16 - Cindy McMahan of Alabama-Huntsville (Nov. 24, 1980)
 Had 5 blocks..... 6 - Jenna Staiti of Georgia in Athens, Ga. (Feb. 11, 2021)
 Had 10 blocks..... Never
Had 5 steals..... **5 - Lanay Wheaton of UL-Lafayette in Auburn, Ala. (Dec. 11, 2022)**
 Made 15 field goals..... 15 - Charmique Holdscraw (15-21) of Tennessee (Feb. 1, 1998)
 Made 10 3-point field goals..... 11 - Morgan Eye (11-18) of Missouri in Columbia, Mo. (Jan. 6, 2013)

Specialty Statistics (Auburn-Opponent)

Opponent	Points in the Paint	Points off Turnovers	2nd-Chance Points	Fast-Break Points	Bench Points
Sam Houston	50-24	31-25	20-24	27-18	28-40
South Alabama	34-26	28-10	15-18	10-5	12-43
Georgia Tech	32-26	14-10	22-12	8-3	16-12
Alabama State	40-30	27-6	22-14	19-0	42-11
vs. Indiana	32-46	15-11	16-11	9-10	20-20
vs. Colorado State	26-26	12-8	6-7	17-11	25-15
Little Rock	32-28	12-6	8-8	14-3	16-13
UCF	42-24	26-14	13-9	23-7	33-17
UL-Lafayette	26-22	25-17	2-5	13-4	31-9
North Carolina A&T	28-26	29-14	18-17	18-19	10-22
Samford	34-20	50-12	13-4	24-7	45-28
North Florida	28-8	25-11	4-10	20-2	19-12

Lead-Deficit Comparison

Opponent	Largest Lead	Largest Deficit	Lead Changes	Ties	Result
Sam Houston	26 (3rd, 3:32)	1 (1st, 6:25)	4	2	W, 90-76
South Alabama	15 (3rd, 5:56)	4 (2nd, 8:44)	2	4	W, 71-62
Georgia Tech	3 (1st, 9:22)	15 (2nd, 4:53)	3	1	L, 51-57
Alabama State	39 (4th, 0:44)	3 (1st, 8:59)	1	1	W, 88-49
vs. Indiana	2 (1st, 6:47)	15 (2nd, 3:55)	6	5	L, 81-96
vs. Colorado State	6 (3rd, 6:09)	8 (2nd, 7:12)	18	8	W, 74-73
Little Rock	26 (3rd, 3:56)	--	0	0	W, 70-48
UCF	43 (4th, 3:06)	2 (1st, 8:48)	1	1	W, 86-46
UL-Lafayette	40 (4th, 0:09)	--	0	0	W, 81-41
North Carolina A&T	29 (3rd, 6:30)	--	0	0	W, 79-63
Samford	56 (4th, 5:01)	--	0	0	W, 91-37
North Florida	28 (4th, 0:09)	1 (1st, 4:54)	2	2	W, 77-49

Scoring Breakdown

(Percentage of total points in parentheses)

Opponent	Sr.	Jr.	So.	Fr.	Starters	Bench	2-pt FG	3-pt FG	FTs
Sam Houston	24	26	9	31	62 (68.9)	28 (31.1)	58 (64.4)	12 (13.3)	20 (22.2)
South Alabama	10	21	6	34	59 (83.1)	12 (16.9)	38 (53.5)	12 (16.9)	21 (29.6)
Georgia Tech	11	19	2	19	35 (68.6)	16 (31.4)	36 (70.6)	6 (11.8)	9 (17.6)
Alabama State	16	28	23	21	46 (52.2)	42 (47.8)	56 (63.6)	24 (27.3)	8 (9.1)
vs. Indiana	27	30	7	17	61 (75.3)	20 (24.7)	42 (51.9)	24 (29.6)	15 (18.5)
vs. Colorado State	25	25	7	17	49 (66.2)	25 (33.8)	44 (59.5)	15 (20.3)	15 (20.3)
Little Rock	24	12	20	14	56 (80.0)	14 (20.0)	48 (68.6)	12 (17.1)	10 (14.2)
UCF	23	29	15	19	53 (61.6)	33 (38.4)	54 (62.8)	18 (20.9)	14 (16.3)
UL-Lafayette	23	27	9	22	50 (61.7)	31 (29.3)	30 (37.0)	36 (44.4)	15 (18.5)
North Carolina A&T	31	3	16	29	69 (87.3)	10 (12.7)	44 (55.7)	21 (26.6)	14 (17.7)
Samford	24	23	18	26	46 (50.5)	45 (49.5)	44 (48.4)	30 (33.0)	17 (18.7)
North Florida	24	5	18	30	58 (75.3)	19 (24.7)	48 (62.3)	18 (23.4)	11 (14.8)

Comparison Statistics (Auburn/Opponent)

Opponent	1st	2nd	Score	Mar	Total FG	FG Pct	3-Pointers	3FG Pct	Free Throws	FT Pct	Reb.	Mar	Assist	TO	Bk	Stl	Fouls
Sam Houston	47-36	43-40	90-76	+14	33-71/21-56	.465/.375	4-7/5-15	.571/.333	20-25/29-43	.800/.674	40/45	(5)	19/10	23/33	9/5	13/14	30/27
South Alabama	35-27	36-35	71-62	+9	23-61/21-65	.377/.323	4-20/5-19	.200/.263	21-26/15-21	.808/.714	41/47	(6)	9/7	15/20	9/0	9/7	16/24
Georgia Tech	25-32	26-25	51-57	(6)	20-76/20-50	.263/.400	2-19/4-8	.105/.500	9-12/13-22	.750/.591	51/39	+12	8/8	19/22	4/2	9/8	20/18
Alabama State	42-23	46-26	88-49	+39	36-71/20-57	.507/.351	8-19/3-14	.421/.214	8-15/6-10	.533/.600	43/32	+11	18/5	13/26	5/2	15/5	19/14
Indiana	39-51	42-45	81-96	(15)	29-69/33-61	.420/.541	8-20/8-23	.400/.348	15-24/22-25	.625/.880	32/33	(1)	11/18	14/12	7/3	4/7	20/17
Colorado State	42-39	32-34	74-73	+1	27-59/24-51	.458/.471	5-14/8-21	.357/.381	15-20/17-20	.750/.850	31/25	+6	13/15	13/11	1/0	3/8	18/13
Little Rock	37-24	33-24	70-48	+22	28-68/18-61	.412/.295	4-11/0-3	.364/.000	10-14/12-21	.714/.571	41/48	(7)	6/8	9/17	8/1	9/3	17/17
UCF	46-17	40-29	86-46	+40	33-69/13-58	.478/.224	6-13/0-8	.462/.000	14-19/20-28	.737/.714	51/33	+18	13/0	17/18	9/2	10/7	22/14
UL-Lafayette	36-22	45-19	81-41	+40	27-48/15-52	.563/.288	12-22/1-8	.545/.125	15-23/10-24	.652/.417	39/29	+10	19/4	24/20	9/2	11/12	26/21
N.C. A&T	33-22	46-41	79-63	+16	29-72/17-52	.403/.327	7-22/3-10	.318/.300	14-20/26-33	.700/.788	39/44	(5)	14/8	14/27	3/3	13/7	26/19
Samford	47-11	44-26	91-37	+54	32-63/15-55	.508/.273	10-20/3-19	.500/.158	17-20/4-5	.850/.800	35/35	0	22/5	17/36	8/2	24/13	13/22
North Florida	38-23	39-26	77-49	+28	30-57/16-55	.526/.291	6-12/7-18	.500/.389	11-15/10-16	.733/.625	33-34	(1)	13/7	20/25	7/0	15/7	16/16

Game-by-Game Leaders

	Points	Rebounds	Assists	Steals	Blocked Shots
Sam Houston	24-Aicha Coulibaly	10-Aicha Coulibaly	5-Honesty Scott-Grayson	5-Honesty Scott-Grayson	3-Kaitlyn Duhon
South Alabama	19-Aicha Coulibaly	7-Richardson/Duhon	3-Scott-Grayson/Shaw	3-Kaitlyn Duhon	2-Duhon/Graves
Georgia Tech	11-Coulibaly/Scott-Grayson	10-Mya Pratcher	4-Aicha Coulibaly	4-Aicha Coulibaly	1-(four players)
Alabama State	21-Aicha Coulibaly	11-Romi Levy	6-Sydney Shaw	6-Aicha Coulibaly	2-Wells/Levy
vs. Indiana	22-Coulibaly/Scott-Grayson	6-Honesty Scott-Grayson	5-Sydney Shaw	3-Aicha Coulibaly	2-Coulibaly/Pratcher
vs. Colorado State	16-Coulibaly/Scott-Grayson	9-Kharyssa Richardson	5-Aicha Coulibaly	2-Coulibaly/Bostic	(none)
Little Rock	20-Honesty Scott-Grayson	13-Romi Levy	3-Sydney Shaw	3-Kaitlyn Duhon	3-Kaitlyn Duhon
UCF	22-Honesty Scott-Grayson	12-Aicha Coulibaly	4-Aicha Coulibaly	2-(three players)	3-Sania Wells
UL-Lafayette	15-Shaw/Coulibaly	8-Romi Levy	6-Sydney Shaw	2-Duhon/Scott-Grayson	3-Levy/Coulibaly
North Carolina A&T	31-Honesty Scott-Grayson	6-Kharyssa Richardson	5-Sydney Shaw	5-Honesty Scott-Grayson	2-Kharyssa Richardson
Samford	14-Honesty Scott-Grayson	8-Sania Wells	6-Sydney Shaw	5-Romi Levy	2-(three players)
North Florida	17-Honesty Scott-Grayson	7-Kaitlyn Duhon	4-Sydney Shaw	4-Sydney Shaw	2-Mya Pratcher

2022-23 Starting Lineups

	Point Guard (1)	Wing (2)	Wing (3)	Wing (4)	Post (5)
Sam Houston	Shaw	Scott-Grayson	Duhon	Coulibaly	Richardson
South Alabama	Shaw	Scott-Grayson	Duhon	Coulibaly	Richardson
Georgia Tech	Shaw	Scott-Grayson	Duhon	Coulibaly	Richardson
Alabama State	Shaw	Scott-Grayson	Duhon	Coulibaly	Richardson
vs. Indiana	Shaw	Scott-Grayson	Duhon	Coulibaly	Richardson
vs. Colorado State	Shaw	Scott-Grayson	Duhon	Coulibaly	Richardson
Little Rock	Shaw	Scott-Grayson	J. Johnson	Levy	Coulibaly
UCF	Wells	Scott-Grayson	J. Johnson	Levy	Coulibaly
UL-Lafayette	Shaw	Scott-Grayson	J. Johnson	Levy	Coulibaly
North Carolina A&T	Shaw	Scott-Grayson	Bostic	Levy	Richardson
Samford	Shaw	Scott-Grayson	Bostic	Levy	Richardson
North Florida	Shaw	Scott-Grayson	J. Johnson	Levy	Richardson

Record by Starting Lineup

Shaw, Scott-Grayson, Duhon, Coulibaly, Richardson	4-2 (.667)
Shaw, Scott-Grayson, J. Johnson, Coulibaly, Levy	2-0 (1.000)
Wells, Scott-Grayson, J. Johnson, Coulibaly, Levy	1-0 (1.000)
Shaw, Scott-Grayson, Bostic, Levy, Richardson	2-0 (1.000)
Shaw, Scott-Grayson, J. Johnson, Levy, Richardson	1-0 (1.000)



Johnnie HARRIS

Head Coach

Second Season at Auburn • 24th Season in college coaching

Pine Bluff, Ark. • Arkansas Baptist, 1996

Johnnie Harris enters her second year as head coach for Auburn women's basketball in 2022-23. A long-time Southeastern Conference assistant and 2018 WBCA National Assistant Coach of the Year, Harris was named Auburn women's basketball head coach on April 3, 2021.

Her first season on the Plains saw Auburn double its win total from the previous season and pick up three victories over nationally ranked opponents. Her first top-25 win came Nov. 21 with a 59-51 win at Georgia Tech, Auburn's first road win over a ranked foe since 2014. The biggest win of the season, and one of Auburn's biggest in decades, came Jan. 27 when the Tigers shocked No. 4 Tennessee 71-61 at home for their first SEC win of the season and their first win over a top-5 opponent since 1997. The Tigers added one more top-25 win, a 65-60 victory over No. 21 Georgia on Feb. 20. Sophomore Aicha Coulibaly was named to the All-SEC Second Team, and the Tigers landed a consensus top-25 recruiting class for 2022-23.

Prior to her arrival at Auburn, Harris spent 16 years combined at Arkansas, Texas A&M and Mississippi State, and spent the 2020-21 season as the Associate Head Coach at the University of Texas. She helped Texas to an Elite Eight appearance during the 2020-21 season, and she worked alongside Longhorn head coach Vic Schaefer the previous 10 years assisting Mississippi State to a pair of NCAA Championship game appearances. She was a central part of Mississippi State's success those eight seasons and is considered one of the nation's top recruiters.

Harris helped lead Mississippi State to a 221-62 [.781] record and five NCAA Tournament berths, including NCAA Championship Game appearances in 2017 and 2018. During that time, the Bulldogs also won the program's first Southeastern Conference regular-season championship and SEC Tournament Championship.

Harris' pupils in the past were some of the best in Mississippi State school history, led by Teaira McCowan, who Harris mentored during McCowan's record-setting junior and senior campaigns from 2017-19. The 2019 SEC Player of the Year and a consensus First-Team All-American, McCowan finished her career as Mississippi State's leader in rebounds and field-goal percentage, while ranking second in blocks and fourth in points and field-goals made.

The individual development McCowan showed during Mississippi State's run to a second consecutive national title game caught the attention of the coaching community, as Harris was tabbed the WBCA National Assistant Coach of the Year for the 2017-18 season.

In 2018-19, Harris helped transfer forward Anriel Howard combine with McCowan to create one of the best front courts in the country. In her lone season with the Bulldogs, Howard earned first-team All-SEC recognition by the AP and league coaches after averaging 16.4 points and 8.4 rebounds per game. Both McCowan [No. 3, Indiana Fever] and Howard [No. 24, Seattle Storm] were selected in the 2019 WNBA Draft.

Another Harris product, Chinwe Okorie, was an integral part of the Bulldogs' runs to the Final Four and 2016 Sweet 16 and finished her MSU career sixth in program annals in field-goal percentage, shooting 52.1 percent over 109 games. She raised her scoring average and field goal percentage each season of her three-year career, capped by her 7.5 ppg average on 56.4 percent shooting as a senior.

Harris helped guide Texas A&M to four Sweet 16 appearances in her five seasons, including the program's first national championship in 2010-11. During her tenure with the Aggies, Harris helped sign and mentor junior college All-Americans Danielle Adams and Tanisha Smith.

Prior to her stop in College Station, Harris spent three seasons at Arkansas, landing some of the Lady Razorbacks' top recruiting classes in program history. She signed Laura Ervin, a junior college All-American who went on to garner Second Team All-SEC accolades, as well as Freshman All-SEC selection Donica Cosby.

Harris has had the opportunity to learn from some of the game's top coaches, including Hall of Famer Kay Yow at N.C. State. She joined the program in the 2003-04 season and assisted the squad to the NCAA Tournament for the first time in two years. Her first recruiting class in Raleigh was rated as one of the best in the nation. She also garnered a commitment from Gillian Goring, the nation's No. 1 post player who went on to play for the Washington Mystics.

Prior to jumping to the Division I level, Harris made her mark on the junior college level as an assistant coach at Arkansas-Fort Smith, where she brought in key players who led the school to the NJCAA Final Four in 2004. In two seasons coaching under the legendary Louis Whorton, she inked the nation's No. 1 class and a 34-8 record. UAFS's 2002-03 team went 26-2 and won a share of the Bi-State Conference championship.

The Arkansas-Fort Smith position kept the Pine Bluff native in her home state after she started her coaching career as a graduate assistant at Little Rock. Her hard work at UALR earned her a promotion to a full-time assistant position in 2000.

Harris is the mother of two children, Marcus and Kiera, and the legal guardian of Lily. She also has two grandchildren, Samarah and Kaiden.

Harris Year-by-Year

Arkansas-Little Rock, Assistant Coach (1999-2001)

Year	Record	Conf.	Other Information
1999-00	5-23	1-15	
2000-01	6-22	0-16	

Arkansas-Fort Smith, Assistant Coach (2001-03)

Year	Record	Conf.	Other Information
2001-02	26-2		
2002-03	34-8		Conference Champions

NC State, Assistant Coach (2003-04)

Year	Record	Conf.	Other Information
2003-04	17-15	8-8	NCAA First Round

Arkansas, Assistant Coach (2004-07)

Year	Record	Conf.	Other Information
2004-05	17-14	3-11	WNIT Second Round
2005-06	13-15	5-9	
2006-07	18-13	3-11	

Texas A&M, Assistant Coach (2007-12)

Year	Record	Conf.	Other Information
2007-08	29-8	11-5	NCAA Elite Eight Big 12 Tournament Champions
2008-09	27-8	11-5	NCAA Sweet 16
2009-10	26-8	10-6	NCAA Second Round Big 12 Tournament Champions
2010-11	33-5	13-3	National Champions
2011-12	24-11	11-7	NCAA Sweet 16

Mississippi State, Associate Head Coach (2013-20)

Year	Record	Conf.	Other Information
2012-13	13-17	5-11	
2013-14	22-14	5-11	WNIT Quarterfinals
2014-15	27-7	11-5	NCAA Second Round
2015-16	28-8	11-5	NCAA Sweet 16
2016-17	34-5	13-3	National Runner-Up
2017-18	37-2	16-0	National Runner-Up SEC Regular Season Champions
2018-19	33-3	15-1	NCAA Elite Eight SEC Regular Season & Tournament Champions
2019-20	27-6	13-3	(no postseason; pandemic)

Texas, Associate Head Coach (2020-21)

Year	Record	Conf.	Other Information
2020-21	21-10	11-7	NCAA Elite Eight

Auburn, Head Coach (2021-)

Year	Record	Conf.	Other Information
2021-22	10-18	2-14	
2022-23	10-2		



Amoura GRAVES

#0

Sophomore • Guard/Forward • 6-0
Ponchatoula, La. • Ponchatoula HS

- Season-high 5 points, career-high 3 assists in win over Alabama State (11/20)
- 4 rebounds, 2 blocks in 17 minutes off the bench in win over South Alabama (11/10)
- Averaged 1.8 points, 1.8 rebounds, 0.5 steals over 26 games as a freshman
- Career-high 8 points, 4 rebounds, 2 steals, 2 assists at Vanderbilt (1/30/22)
- 2020 LSWA All-State First Team; averaged 23.5 points/game as HS junior
- Led Ponchatoula HS to 31-1 record and state No. 1 ranking as a senior
- Ranked No. 203 overall prospect nationally by Prospects Nation

SEASON HIGHS

Points		
5	vs Alabama State	11/20/22
Rebounds		
4	vs South Alabama	11/10/22
Assists		
3	vs Alabama State	11/20/22
Blocks		
2	vs South Alabama	11/10/22
Steals		
1	vs Alabama State	11/20/22
Field Goals		
2	vs Alabama State	11/20/22
Field Goal Attempts		
3	vs South Alabama	11/10/22
3-Point Field Goals		
1	vs Alabama State	11/20/22
3-Point FG Attempts		
3	vs South Alabama	11/10/22
Free Throws		
Free Throw Attempts		

Opponent	Start	Min.	FG-A	3PT-A	FT-A	O-D-T	PF	Ast.	TO	Blk.	St.	Pts.
SAM HOUSTON		10	0-1	0-0	0-0	0-0-0	2	0	1	0	0	0
SOUTH ALABAMA		17	0-3	0-3	0-0	1-3-4	1	0	2	2	0	0
GEORGIA TECH						--DNP--						
ALABAMA STATE		13	2-2	1-1	0-0	1-1-2	1	3	0	0	1	5
vs. Indiana						--DNP--						
vs. Colorado State						--DNP--						
LITTLE ROCK						--DNP--						
UCF						--DNP--						
UL-LAFAYETTE						--DNP--						
NORTH CAROLINA A&T						--DNP--						
SAMFORD						--DNP--						
NORTH FLORIDA						--DNP--						
at Ole Miss												
MISSOURI												
at South Carolina												
ALABAMA												
at LSU												
at Mississippi State												
OLE MISS												
at Kentucky												
FLORIDA												
ARKANSAS												
SOUTH CAROLINA												
at Alabama												
TEXAS A&M												
at Tennessee												
at Georgia												
VANDERBILT												

CAREER HIGHS

Points		
8	2x; last at Vanderbilt	1/30/22
Rebounds		
5	at Arkansas	2/10/22
Assists		
3	vs Alabama State	11/20/22
Blocks		
2	2x; last vs Alabama State	11/20/22
Steals		
2	4x; last at Vanderbilt	1/30/22
Field Goals		
3	2x; last at Vanderbilt	1/30/22
Field Goal Attempts		
5	at Vanderbilt	1/30/22
3-Point Field Goals		
2	2x; last at Vanderbilt	1/30/22
3-Point FG Attempts		
3	3x; last vs South Alabama	11/10/22
Free Throws		
2	2x; last at Arkansas	2/10/22
Free Throw Attempts		
2	4x; last at Arkansas	2/10/22

GRAVES' CAREER STATISTICS

SEASON	TEAM	GP-GS	MIN/AVG	Field Goals		3-Point		F-Throws		Rebounds				Scoring						
				FG-FGA	FG%	3FG-3FGA	3FG%	FT-FTA	FT%	OFF	DEF	TOT	AVG	PF-FO	A	TO	BLK	STL	PTS	AVG
2021-22	AUB	26-0	308/11.8	17-51	.333	7-22	.318	5-9	.556	23	23	46	1.8	19-0	7	7	3	12	46	1.8
2022-23	AUB	3-0	41/13.5	2-6	.333	1-4	.250	0-0	.000	2	4	6	2.0	4-0	3	3	2	1	5	1.7
TOTAL		29-0	348/12.0	19-57	.333	8-26	.308	5-9	.556	25	27	52	1.8	23-0	10	10	5	13	51	1.8



Mya PRATCHER

#1

Freshman • Forward • 6-1
Memphis, Tenn. • Bartlett HS

- Season-high 8 points, all from the free-throw line, vs. Samford (12/18)
- Grabbed season-high 10 rebounds vs. Georgia Tech (11/16)
- Scored 5 points in Auburn debut vs. Sam Houston (11/8)
- Averaged 7.6 points, 5.2 rebounds, 1.8 steals, 1.5 assists as high school senior at Bartlett HS in Memphis
- No. 4-ranked player in Tennessee class of 2022 by Prep Girls Hoops
- 2021 All-Metro Division I team as a junior

SEASON/CAREER HIGHS

Points		
8	vs Samford	12/18/22
Rebounds		
10	vs Georgia Tech	11/16/22
Assists		
1	vs Samford	12/18/22
Blocks		
2	3x; last vs. North Florida	12/20/22
Steals		
1	5x; last vs Samford	12/18/22
Field Goals		
3	vs Georgia Tech	11/16/22
Field Goal Attempts		
7	vs Georgia Tech	11/16/22
3-Point Field Goals		
3-Point FG Attempts		
1	vs Georgia Tech	11/16/22
Free Throws		
8	vs Samford	12/18/22
Free Throw Attempts		
10	vs Samford	12/18/22

Opponent	Start	Min.	FG-A	3PT-A	FT-A	O-D-T	PF	Ast.	TO	Blk.	St.	Pts.
SAM HOUSTON		16	1-2	0-0	3-3	0-1-1	3	0	1	0	0	5
SOUTH ALABAMA						--DNP--						
GEORGIA TECH		18	3-7	0-1	0-0	6-4-10	2	0	2	0	1	6
ALABAMA STATE		13	1-4	0-0	0-0	0-3-3	0	0	2	0	0	2
vs. Indiana		7	0-1	0-0	0-0	1-1-2	0	0	0	2	0	0
vs. Colorado State		5	0-0	0-0	0-0	0-2-2	0	0	1	0	0	0
LITTLE ROCK		18	0-2	0-0	0-2	2-3-5	2	0	3	1	1	0
UCF		9	2-2	0-0	0-0	0-2-2	3	0	1	2	1	4
UL-LAFAYETTE		13	1-2	0-0	1-2	0-2-2	1	0	0	0	1	3
NORTH CAROLINA A&T		18	1-2	0-0	1-2	4-0-4	4	0	0	0	0	3
SAMFORD		14	0-0	0-0	8-10	1-2-3	3	1	2	1	1	8
NORTH FLORIDA		18	0-2	0-0	0-0	0-3-3	1	0	3	2	0	0
at Ole Miss												
MISSOURI												
at South Carolina												
ALABAMA												
at LSU												
at Mississippi State												
OLE MISS												
at Kentucky												
FLORIDA												
ARKANSAS												
SOUTH CAROLINA												
at Alabama												
TEXAS A&M												
at Tennessee												
at Georgia												
VANDERBILT												

PRATCHER'S CAREER STATISTICS

SEASON	TEAM	GP-GS	MIN/AVG	Field Goals		3-Point		F-Throws		Rebounds				Scoring						
				FG-FGA	FG%	3FG-3FGA	3FG%	FT-FTA	FT%	OFF	DEF	TOT	AVG	PF	FO	A	TO	BLK	STL	PTS
2022-23	AUB	11-0	149/13.5	8-25	.320	0-1	.000	13-19	.684	11	26	37	3.4	18-0	3	18	8	7	29	2.6
TOTAL		11-0	149/13.5	8-25	.320	0-1	.000	13-19	.684	11	26	37	3.4	18-0	3	18	8	7	29	2.6



Sania WELLS

#2

Senior • Guard • 5-7
Moss Point, Miss. • East Central HS

- Career-high 8 rebounds along with 10 points, 3 assists, 3 steals vs. Samford (12/18)
- Scored 12 points and had 4 assists off the bench in season-opener vs. Sam Houston (11/8)
- Set Auburn single-season record and led SEC in free-throw percentage in 2021-22, hitting 90.5% (76-84) at the free throw line; ranked 7th in NCAA
- Started 25 games, played in 27 as a junior; averaged 9.1 points, 2.3 rebounds, 2.6 assists, 1.1 steals
- Matched career-high with 3 steals, had 11 points and was 6-6 FTs in win over #4 Tennessee (1/27)
- Career-high 20 points in OT loss at Missouri (1/6)
- Career-high 7 assists, 6-6 FT in win over Alabama State (11/16)

SEASON HIGHS

Points	12	vs Sam Houston	11/8/22
Rebounds	8	vs Samford	12/18/22
Assists	4	vs Sam Houston	11/8/22
Blocks	3	vs. UCF	12/3/22
Steals	3	vs Samford	12/18/22
Field Goals	4	3x; last vs Samford	12/18/22
Field Goal Attempts	10	vs Sam Houston	11/8/22
3-Point Field Goals	3	vs. UL-Lafayette	12/11/22
3-Point FG Attempts	5	3x; last vs Samford	12/18/22
Free Throws	3	vs Sam Houston	11/8/22
Free Throw Attempts	4	vs. UCF	12/3/22

Opponent	Start	Min.	FG-A	3PT-A	FT-A	O-D-T	PF	Ast.	TO	Blk.	St.	Pts.
SAM HOUSTON		22	4-10	1-2	3-3	0-1-1	2	4	1	1	0	12
SOUTH ALABAMA		14	1-6	0-2	2-2	1-0-1	1	2	0	1	1	4
GEORGIA TECH		4	0-1	0-1	0-0	1-0-1	1	0	2	0	0	0
ALABAMA STATE		15	3-7	2-5	2-3	0-3-3	0	0	1	2	0	10
vs. Indiana		8	2-2	1-1	0-0	0-1-1	0	0	0	0	0	5
vs. Colorado State		20	4-5	0-0	1-2	1-1-2	1	2	0	0	1	9
LITTLE ROCK		21	2-9	0-2	0-0	0-1-1	2	1	0	0	1	4
UCF	*	29	0-5	0-1	1-4	0-2-2	1	3	1	3	2	1
UL-LAFAYETTE		11	3-5	3-5	1-2	1-1-2	2	1	3	0	1	10
NORTH CAROLINA A&T		17	0-7	0-3	0-0	1-2-3	1	0	3	0	2	0
SAMFORD		18	4-9	2-5	0-0	1-7-8	2	3	3	0	3	10
NORTH FLORIDA		19	3-5	1-3	0-0	0-0-0	2	1	4	0	1	7

at Ole Miss
MISSOURI
at South Carolina
ALABAMA
at LSU
at Mississippi State
OLE MISS
at Kentucky
FLORIDA
ARKANSAS
SOUTH CAROLINA
at Alabama
TEXAS A&M
at Tennessee
at Georgia
VANDERBILT

CAREER HIGHS

Points	20	at Missouri	1/6/22
Rebounds	8	vs Samford	12/18/22
Assists	7	vs Alabama State	11/16/21
Blocks	3	vs. UCF	12/3/22
Steals	3	4x; last vs Samford	12/18/22
Field Goals	9	at Missouri	1/6/22
Field Goal Attempts	20	at Missouri	1/6/22
3-Point Field Goals	3	2x; last vs. UL-Lafayette	12/11/22
3-Point FG Attempts	6	vs. South Alabama	12/13/20
Free Throws	8	vs North Florida	11/30/21
Free Throw Attempts	8	vs North Florida	11/30/21

WELLS' CAREER STATISTICS

SEASON	TEAM	GP-GS	MIN/AVG	Field Goals		3-Point		F-Throws		Rebounds				Scoring						
				FG-FGA	FG%	3FG-3FGA	3FG%	FT-FTA	FT%	OFF	DEF	TOT	AVG	PF-FO	A	TO	BLK	STL	PTS	AVG
2019-20	AUB	25-0	214/8.6	14-47	.298	3-17	.176	10-14	.714	5	15	20	0.8	26-0	13	17	0	5	41	1.6
2020-21	AUB	23-1	331/14.4	23-95	.242	11-42	.262	18-28	.643	6	13	19	0.8	33-0	18	18	1	9	75	3.3
2021-22	AUB	27-25	770/28.5	77-230	.335	15-57	.263	76-84	.905	12	51	63	2.3	64-2	70	45	6	29	245	9.1
2022-23	AUB	12-1	195/16.3	26-71	.366	10-30	.333	10-16	.625	6	19	25	2.1	15-0	17	18	7	12	72	6.0
TOTAL		87-27	1510/17.4	140-443	.316	39-146	.267	114-142	.803	29	98	127	1.5	138-2	118	98	14	55	433	5.0



Jakayla JOHNSON

#3

Junior • Guard • 5-9
Clinton, Miss. • Clinton HS • Jones College

- Matched season-high with 8 points and 2-2 3FG vs. Samford (12/18); also had season-best 3 assists
- Season-high 8 points along with 2 steals, 2 rebounds in win over UCF (12/3)
- Made first Division 1 start vs. Little Rock (11/30); scored 4 points with 1 block, 1 rebound, 1 steal
- Transferred to Auburn in spring of 2022 but did not play while rehabbing knee injury
- Played five games in 2021-22 at Jones College, averaging 16.8 pts, 2.8 rebs, 3.0 asts, 2.8 stls; suffered season-ending injury in December
- 2021 WBCA Two-Year College Coaches All-American; First Team All-Mississippi Association Community Colleges
- Led Jones College to first-ever NJCAA No. 1 national ranking in 2020-21

SEASON/CAREER HIGHS

Points		
8	2x; last vs Samford	12/18/22
Rebounds		
5	vs Georgia Tech	11/16/22
Assists		
3	vs Samford	12/18/22
Blocks		
2	vs Sam Houston	11/8/22
Steals		
2	3x; last vs. North Florida	12/20/22
Field Goals		
3	2x; last vs Samford	12/18/22
Field Goal Attempts		
5	vs. UCF	12/3/22
3-Point Field Goals		
2	vs Samford	12/18/22
3-Point FG Attempts		
2	2x; last vs Samford	12/18/22
Free Throws		
2	3x; last vs. UCF	12/3/22
Free Throw Attempts		
2	4x; last vs. North Florida	12/20/22

Opponent	Start	Min.	FG-A	3PT-A	FT-A	O-D-T	PF	Ast.	TO	Blk.	St.	Pts.
SAM HOUSTON		11	0-4	0-0	2-2	0-2-2	4	0	1	2	2	2
SOUTH ALABAMA		10	0-1	0-0	2-2	0-0-0	0	0	0	0	0	2
GEORGIA TECH		20	2-3	0-0	0-1	2-3-5	1	0	0	0	0	4
ALABAMA STATE		8	1-1	0-0	0-0	0-1-1	3	0	0	0	1	2
vs. Indiana		8	0-4	0-1	0-0	2-0-2	2	0	1	0	0	0
vs. Colorado State		14	2-4	1-2	0-0	1-2-3	0	0	0	0	0	5
LITTLE ROCK	*	21	2-6	0-1	0-0	0-1-1	0	0	0	1	1	4
UCF	*	20	3-5	0-1	2-2	2-0-2	1	1	1	0	2	8
UL-LAFAYETTE	*	15	1-1	1-1	0-0	2-1-3	2	1	1	0	1	3
NORTH CAROLINA A&T						--DNP--						
SAMFORD		17	3-4	2-2	0-0	1-1-2	1	3	2	1	1	8
NORTH FLORIDA	*	19	1-4	0-1	1-2	0-1-1	0	1	0	1	2	3
at Ole Miss												
MISSOURI												
at South Carolina												
ALABAMA												
at LSU												
at Mississippi State												
OLE MISS												
at Kentucky												
FLORIDA												
ARKANSAS												
SOUTH CAROLINA												
at Alabama												
TEXAS A&M												
at Tennessee												
at Georgia												
VANDERBILT												

JOHNSON'S CAREER STATISTICS

SEASON	TEAM	GP-GS	MIN/AVG	Field Goals		3-Point		F-Throws		Rebounds				Scoring						
				FG-FGA	FG%	3FG-3FGA	3FG%	FT-FTA	FT%	OFF	DEF	TOT	AVG	PF-FO	A	TO	BLK	STL	PTS	AVG
2022-23	AUB	11-4	163/14.8	15-37	.405	4-9	.444	7-9	.778	10	12	22	2.0	14-0	6	6	4	10	41	3.7
TOTAL		11-4	163/14.8	15-37	.405	4-9	.444	7-9	.778	10	12	22	2.0	14-0	6	6	4	10	41	3.7



Kaitlyn DUHON

#4

Freshman • Guard • 5-10
Houston, Texas. • Summer Creek HS

- Monster game vs. South Alabama with 17 points (7-11 FG), 7 rebounds, 3 steals (11/10)
- Equaled season-highs with 3 blocks and 3 steals vs. Little Rock (11/30); also had 8 points and 3 rebounds
- Had 9 points, 8 rebounds, 3 blocks in Auburn debut vs. Sam Houston (11/8)
- Fast, aggressive, lock-down defender
- Averaged 17 points, 7 rebounds, 3 steals, 49% FG as high school senior
- All-Greater Houston Player of the Year in 2022 by Houston Chronicle
- Led Summer Creek HS to region championship and state semifinals as a senior
- State runner-up in long jump (19 feet, 8.25 inches)

SEASON/CAREER HIGHS

Points		
17	vs South Alabama	11/10/22
Rebounds		
8	vs Sam Houston	11/8/22
Assists		
2	vs. UL-Lafayette	12/11/22
Blocks		
3	2x; last vs. Little Rock	11/30/22
Steals		
3	2x; last vs. Little Rock	11/30/22
Field Goals		
7	vs South Alabama	11/10/22
Field Goal Attempts		
11	vs South Alabama	11/10/22
3-Point Field Goals		
1	vs. Indiana	11/25/22
3-Point FG Attempts		
3	vs. Indiana	11/25/22
Free Throws		
3	2x; last vs South Alabama	11/10/22
Free Throw Attempts		
4	2x; last vs South Alabama	11/10/22

Opponent	Start	Min.	FG-A	3PT-A	FT-A	O-D-T	PF	Ast.	TO	Blk.	St.	Pts.
SAM HOUSTON	*	28	3-9	0-0	3-4	3-5-8	3	0	2	3	1	9
SOUTH ALABAMA	*	26	7-11	0-2	3-4	5-2-7	3	0	1	2	3	17
GEORGIA TECH	*	22	3-9	0-1	0-0	3-0-3	3	0	2	0	0	6
ALABAMA STATE	*	16	1-6	0-1	1-2	1-0-1	3	1	1	0	0	3
vs. Indiana	*	15	2-7	1-3	2-2	1-2-3	2	1	0	0	0	7
vs. Colorado State	*	17	2-6	0-0	0-2	1-1-2	4	1	1	0	0	4
LITTLE ROCK		21	3-4	0-0	2-2	1-2-3	3	0	0	3	3	8
UCF		13	3-5	0-0	0-0	1-1-2	4	0	0	0	2	6
UL-LAFAYETTE		14	2-2	0-0	0-0	0-0-0	2	2	2	1	2	4
NORTH CAROLINA A&T		17	3-5	0-0	0-0	1-2-3	4	1	1	1	1	6
SAMFORD		15	1-3	0-0	2-2	0-0-0	1	1	1	0	0	4
NORTH FLORIDA		17	3-8	0-1	0-0	1-6-7	0	0	2	1	0	6

at Ole Miss
MISSOURI
at South Carolina
ALABAMA
at LSU
at Mississippi State
OLE MISS
at Kentucky
FLORIDA
ARKANSAS
SOUTH CAROLINA
at Alabama
TEXAS A&M
at Tennessee
at Georgia
VANDERBILT

DUHON'S CAREER STATISTICS

				Field Goals		3-Point		F-Throws		Rebounds				Scoring						
SEASON	TEAM	GP-GS	MIN/AVG	FG-FGA	FG%	3FG-3FGA	3FG%	FT-FTA	FT%	OFF	DEF	TOT	AVG	PF-FO	A	TO	BLK	STL	PTS	AVG
2022-23	AUB	12-6	221/18.4	33-75	.440	1-8	.125	13-18	.722	18	21	39	3.3	32-0	7	13	11	12	80	6.7
TOTAL		12-6	221/18.4	33-75	.440	1-8	.125	13-18	.722	18	21	39	3.3	32-0	7	13	11	12	80	6.7



Aicha COULIBALY

#5

Junior • Guard/Forward • 6-0
Mali • IMG Academy (Fla.)

• **2022-23 Preseason All-SEC Second Team selection; 2022 All-SEC Second Team**

- Two double-doubles this season; 24/10 vs. Sam Houston, 17/12 vs. UCF
- Started all 28 games as a sophomore; led Auburn with 17.1 points, 7.5 rebounds, 2.2 steals per game
- Recorded five double-doubles in 2022-23; had nine games with 20+ points with a career-high of 27 vs. Charleston Southern
- Played for Mali's national team at FIBA U16 African Championships in 2017, leading her team to tournament championship
- Is Auburn's third women's basketball player from Africa, along with Crispina Correia (Cape Verde, 2001-03) and Khady Dieng (Senegal, 2013-17)

SEASON HIGHS

Points		
24	vs Sam Houston	11/8/22
Rebounds		
12	vs. UCF	12/3/22
Assists		
5	vs. Colorado State	11/26/22
Blocks		
3	vs. UL-Lafayette	12/11/22
Steals		
6	vs Alabama State	11/20/22
Field Goals		
10	vs Sam Houston	11/8/22
Field Goal Attempts		
18	vs. UCF	12/3/22
3-Point Field Goals		
2	vs South Alabama	11/10/22
3-Point FG Attempts		
5	vs South Alabama	11/10/22
Free Throws		
9	vs South Alabama	11/10/22
Free Throw Attempts		
11	2x; last vs. Indiana	11/25/22

Opponent	Start	Min.	FG-A	3PT-A	FT-A	O-D-T	PF	Ast.	TO	Blk.	St.	Pts.
SAM HOUSTON	*	31	10-15	1-1	3-3	3-7-10	3	3	1	1	2	24
SOUTH ALABAMA	*	31	4-12	2-5	9-11	1-4-5	3	0	1	1	2	19
GEORGIA TECH	*	33	2-13	0-3	7-9	4-3-7	1	4	1	1	4	11
ALABAMA STATE	*	26	8-15	1-2	4-8	3-4-7	1	1	3	0	6	21
vs. Indiana	*	37	7-17	0-2	8-11	3-0-3	3	1	4	2	3	22
vs. Colorado State	*	29	5-11	0-3	6-6	0-2-2	0	5	2	0	2	16
LITTLE ROCK	*	11	2-6	0-0	2-2	0-2-2	3	0	1	0	1	6
UCF	*	32	7-18	1-3	2-2	3-9-12	1	4	1	2	1	17
UL-LAFAYETTE	*	29	6-12	1-3	2-3	1-6-7	4	0	3	3	0	15
NORTH CAROLINA A&T						--DNP--						
SAMFORD						--DNP--						
NORTH FLORIDA						--DNP--						
at Ole Miss												
MISSOURI												
at South Carolina												
ALABAMA												
at LSU												
at Mississippi State												
OLE MISS												
at Kentucky												
FLORIDA												
ARKANSAS												
SOUTH CAROLINA												
at Alabama												
TEXAS A&M												
at Tennessee												
at Georgia												
VANDERBILT												

CAREER HIGHS

Points		
27	vs. Charleston So.	11/26/21
Rebounds		
13	at Old Dominion	11/14/21
Assists		
5	vs. Colorado State	11/26/22
Blocks		
3	2x; last vs. UL-Lafayette	12/11/22
Steals		
6	2x; last vs Alabama State	11/20/22
Field Goals		
10	5x; last vs Sam Houston	11/8/22
Field Goal Attempts		
21	vs. Charleston So.	11/26/21
3-Point Field Goals		
2	3x; last vs South Alabama	11/10/22
3-Point FG Attempts		
5	vs South Alabama	11/10/22
Free Throws		
11	vs. Charleston So.	11/26/21
Free Throw Attempts		
14	vs. Charleston So.	11/26/21

COULIBALY'S CAREER STATISTICS

SEASON	TEAM	GP-GS	MIN/AVG	Field Goals		3-Point		F-Throws		Rebounds				Scoring						
				FG-FGA	FG%	3FG-3FGA	3FG%	FT-FTA	FT%	OFF	DEF	TOT	AVG	PF-FO	A	TO	BLK	STL	PTS	AVG
2020-21	AUB	23-7	436/19.0	45-128	.352	5-33	.152	23-37	.622	22	49	71	3.1	38-0	19	24	10	20	118	5.1
2021-22	AUB	28-28	908/32.4	175-397	.441	13-58	.224	115-177	.650	77	132	209	7.5	82-2	45	101	19	61	478	17.1
2022-23	AUB	9-9	259/28.8	51-119	.429	6-22	.273	43-55	.782	18	37	55	6.1	19-0	18	17	11	21	151	16.8
TOTAL		60-44	1602/26.7	271-644	.421	24-113	.212	181-269	.673	117	218	335	5.6	139-2	82	142	40	102	747	12.5



Sydney SHAW

#10

Freshman • Guard • 5-9
Miami, Fla. • DME Academy

- Season-best 4 steals, matched season-high with 6 assists vs. Samford (12/18)
- Career-high 15 points on 5-7 FG plus 6 assists in win over Louisiana-Lafayette (12/11); followed up with a 14-point, 5 assist night vs. N.C. A&T
- 8 points, season-high 6 assists in win over Alabama State (11/20)
- 12 points on 5-8 shooting (2-2 3FG), 3 assists, 1 blocks in Auburn debut vs. Sam Houston (11/8)
- No. 43 overall prospect on signing day in class of 2022 by ESPN HoopGurlz
- Averaged 12.5 points, 4.6 rebounds, 3.0 assists, 2.3 steals as HS senior at DME Academy
- Led American Heritage HS to fourth straight 5A state title as a junior in 2021


SEASON/CAREER HIGHS

Points		
15	vs. UL-Lafayette	12/11/22
Rebounds		
4	vs Georgia Tech	11/16/22
Assists		
6	3x; last vs Samford	12/18/22
Blocks		
1	4x; last vs UL-Lafayette	12/11/22
Steals		
4	2x; last vs. North Florida	12/20/22
Field Goals		
5	4x; last vs. North Florida	12/20/22
Field Goal Attempts		
14	vs Georgia Tech	11/16/22
3-Point Field Goals		
3	2x; last vs. North Florida	12/20/22
3-Point FG Attempts		
6	3x; last vs. N.C. A&T	12/15/22
Free Throws		
2	3x; last vs. N.C. A&T	12/15/22
Free Throw Attempts		
2	4x; last vs. North Florida	12/20/22

Opponent	Start	Min.	FG-A	3PT-A	FT-A	O-D-T	PF	Ast.	TO	Blk.	St.	Pts.
SAM HOUSTON	*	17	5-8	2-2	0-0	1-1-2	2	3	4	1	0	12
SOUTH ALABAMA	*	29	3-9	0-4	2-2	0-3-3	0	3	3	1	1	8
GEORGIA TECH	*	24	2-14	1-5	0-0	1-3-4	2	3	3	1	1	5
ALABAMA STATE	*	24	3-8	2-6	0-0	0-1-1	1	6	1	0	2	8
vs. Indiana	*	33	3-8	2-6	0-0	0-2-2	1	5	2	0	0	8
vs. Colorado State	*	23	3-7	3-5	0-0	0-3-3	2	0	1	0	0	9
LITTLE ROCK	*	22	3-5	0-1	0-0	0-2-2	0	3	1	0	0	6
UCF		16	4-7	1-2	0-0	0-3-3	1	2	2	0	0	9
UL-LAFAYETTE	*	30	5-7	3-4	2-2	0-1-1	0	6	4	1	1	15
NORTH CAROLINA A&T	*	33	5-12	2-6	2-2	0-3-3	2	5	1	0	0	14
SAMFORD	*	23	2-6	2-5	0-0	0-1-1	0	6	2	0	4	6
NORTH FLORIDA	*	30	5-12	3-5	1-2	0-2-2	1	4	2	0	4	14
at Ole Miss												
MISSOURI												
at South Carolina												
ALABAMA												
at LSU												
at Mississippi State												
OLE MISS												
at Kentucky												
FLORIDA												
ARKANSAS												
SOUTH CAROLINA												
at Alabama												
TEXAS A&M												
at Tennessee												
at Georgia												
VANDERBILT												

SHAW'S CAREER STATISTICS

SEASON	TEAM	GP-GS	MIN/AVG	Field Goals		3-Point		F-Throws		Rebounds				Scoring						
				FG-FGA	FG%	3FG-3FGA	3FG%	FT-FTA	FT%	OFF	DEF	TOT	AVG	PF-FO	A	TO	BLK	STL	PTS	AVG
2022-23	AUB	12-11	305/25.5	43-103	.417	21-51	.412	7-8	.875	2	25	27	2.3	12-0	46	26	4	13	114	9.5
TOTAL		12-11	305/25.5	43-103	.417	21-51	.412	7-8	.875	2	25	27	2.3	12-0	46	26	4	13	114	9.5



Romi LEVY

#11

Redshirt Sophomore • Forward • 6-2
Herzliya, Israel • Hof Hasharon HS

- Huge game vs. Samford with 14 points, 7 rebounds, season-high 5 assists and 5 steals vs. Samford (12/18)
- Filled stat sheet with 4 points, 8 rebounds, 4 assists, 3 blocks, 1 steal in win over UL-Lafayette (12/11)
- Career-highs with 18 points and 13 rebounds in first start of season vs. Little Rock (11/30); 2nd career double-double
- First career double-double with 16 points, 11 rebounds along with 2 assists, 2 blocks, 3 steals vs. Alabama State (11/20)
- Made first regular-season appearance since March 2021 with 15 minutes against Georgia Tech (11/16)
- Missed 2021-22 season with torn ACL suffered in final week of preseason practice
- 2021 SEC All-Freshman Team selection; averaged 5.4 points, 3.9 rebounds in 22.1 minutes/game
- Completed mandatory national service in Israel before enrolling at Auburn; first AU player from Israel

SEASON HIGHS

Points	18	vs. Little Rock	11/30/22
Rebounds	13	vs. Little Rock	11/30/22
Assists	5	vs Samford	12/18/22
Blocks	3	vs. UL-Lafayette	12/11/22
Steals	5	vs Samford	12/18/22
Field Goals	7	vs Alabama State	11/20/22
Field Goal Attempts	13	vs. N.C. A&T	12/15/22
3-Point Field Goals	1	6x; last vs Samford	12/18/22
3-Point FG Attempts	3	vs. N.C. A&T	12/15/22
Free Throws	5	vs. Little Rock	11/30/22
Free Throw Attempts	6	vs. Little Rock	11/30/22

Opponent	Start	Min.	FG-A	3PT-A	FT-A	O-D-T	PF	Ast.	TO	Blk.	St.	Pts.
SAM HOUSTON						--DNP--						
SOUTH ALABAMA						--DNP--						
GEORGIA TECH		15	1-2	0-1	0-0	0-0-0	1	0	1	1	1	2
ALABAMA STATE		20	7-10	1-1	1-2	4-7-11	1	2	2	2	3	16
vs. Indiana		18	2-4	0-1	0-0	2-0-2	4	2	0	1	0	4
vs. Colorado State		17	0-4	0-0	0-0	0-3-3	3	0	2	0	0	0
LITTLE ROCK	*	31	6-12	1-2	5-6	2-11-13	0	0	2	1	0	18
UCF	*	19	2-4	1-2	0-0	1-3-4	4	0	3	0	0	5
UL-LAFAYETTE	*	25	1-3	1-2	1-2	1-7-8	2	4	2	3	1	4
NORTH CAROLINA A&T	*	28	5-13	1-3	2-3	3-1-4	1	2	1	0	1	13
SAMFORD	*	25	5-6	1-1	2-2	3-4-7	0	5	0	2	5	13
NORTH FLORIDA	*	20	6-6	0-0	2-2	1-4-5	1	2	2	1	2	14
at Ole Miss												
MISSOURI												
at South Carolina												
ALABAMA												
at LSU												
at Mississippi State												
OLE MISS												
at Kentucky												
FLORIDA												
ARKANSAS												
SOUTH CAROLINA												
at Alabama												
TEXAS A&M												
at Tennessee												
at Georgia												
VANDERBILT												

CAREER HIGHS

Points	18	vs. Little Rock	11/30/22
Rebounds	13	vs. Little Rock	11/30/22
Assists	7	vs. Kentucky	1/21/21
Blocks	3	vs. UL-Lafayette	12/11/22
Steals	6	vs. Georgia	1/2/21
Field Goals	7	vs Alabama State	11/20/22
Field Goal Attempts	12	at LSU	12/31/20
3-Point Field Goals	3	vs. South Carolina	2/4/21
3-Point FG Attempts	6	at Florida	1/17/21
Free Throws	5	vs. Little Rock	11/30/22
Free Throw Attempts	6	vs. Little Rock	11/30/22

LEVY'S CAREER STATISTICS

SEASON	TEAM	GP-GS	MIN/AVG	Field Goals		3-Point		F-Throws		Rebounds				Scoring						
				FG-FGA	FG%	3FG-3FGA	3FG%	FT-FTA	FT%	OFF	DEF	TOT	AVG	PF-FO	A	TO	BLK	STL	PTS	AVG
2020-21	AUB	23-14	508/22.1	52-145	.359	16-63	.254	5-14	.357	24	65	89	3.9	43-0	34	32	10	33	125	5.4
2022-23	AUB	10-6	218/21.8	35-64	.547	6-13	.462	13-17	.765	17	40	57	5.7	17-0	17	15	11	13	89	8.9
TOTAL		33-20	726/22.0	87-209	.416	22-76	.289	18-31	.581	41	105	146	4.4	60-0	51	47	21	46	214	6.5



Mar'Shaun BOSTIC

#12

Sophomore • Guard • 5-8
St. Louis, Mo. • Vashon HS

- Career-high 10 points on 4-4 FG in win over UCF (12/3)
- Played in 27 games, starting four; averaged 3.3 points, 1.9 rebounds, 2.2 assists, 1.5 steals in 16.5 minutes/game
- Season-high 9 points, 4 steals in win over #4 Tennessee; was +25 in 15 minutes off the bench (1/27)
- Matched season-high with 4 assists and no turnovers in 20 minutes vs. Kennesaw State (12/20)
- First-team all-metro by St. Louis Post Dispatch as HS senior; helped Vashon HS to 3rd place in state tournament
- No. 14 in Prep Girls Hoops Missouri Class of 2021 rankings
- Scored 1,352 points in high school career

SEASON HIGHS

Points		
10	vs. UCF	12/3/22
Rebounds		
4	vs. Little Rock	11/30/22
Assists		
4	2x; last vs. Colorado State	11/26/22
Blocks		
1	2x; last vs. Indiana	11/25/22
Steals		
2	3x; last vs. North Florida	12/20/22
Field Goals		
3	2x; last vs. Colorado State	11/26/22
Field Goal Attempts		
7	vs. Little Rock	11/30/22
3-Point Field Goals		
1	vs Samford	12/18/22
3-Point FG Attempts		
1	2x; last vs Samford	12/18/22
Free Throws		
3	vs Sam Houston	11/8/22
Free Throw Attempts		
6	vs Sam Houston	11/8/22

Opponent	Start	Min.	FG-A	3PT-A	FT-A	O-D-T	PF	Ast.	TO	Blk.	St.	Pts.
SAM HOUSTON		20	3-5	0-0	3-6	1-1-2	3	4	4	0	1	9
SOUTH ALABAMA		16	2-4	0-0	2-3	0-1-1	2	1	2	1	0	6
GEORGIA TECH		5	0-2	0-0	0-0	1-0-1	1	0	2	0	0	0
ALABAMA STATE		11	1-1	0-0	0-0	0-0-0	1	1	0	0	1	2
vs. Indiana		10	1-5	0-0	1-2	1-2-3	1	1	0	1	0	3
vs. Colorado State		19	2-4	0-1	3-4	0-0-0	2	4	1	0	2	7
LITTLE ROCK		11	1-7	0-0	0-0	3-1-4	3	2	0	0	1	2
UCF		13	4-4	0-0	2-2	1-1-2	3	1	1	0	1	10
UL-LAFAYETTE		12	2-3	0-0	1-1	0-1-1	3	2	1	0	1	5
NORTH CAROLINA A&T	*	18	1-2	0-0	1-2	0-2-2	4	1	2	0	1	3
SAMFORD	*	19	2-5	1-1	0-0	0-2-2	1	1	2	0	2	5
NORTH FLORIDA		9	2-2	0-0	0-0	0-1-1	4	3	1	0	2	4
at Ole Miss												
MISSOURI												
at South Carolina												
ALABAMA												
at LSU												
at Mississippi State												
OLE MISS												
at Kentucky												
FLORIDA												
ARKANSAS												
SOUTH CAROLINA												
at Alabama												
TEXAS A&M												
at Tennessee												
at Georgia												
VANDERBILT												

CAREER HIGHS

Points		
10	vs. UCF	12/3/22
Rebounds		
4	6x; last vs. Little Rock	11/30/22
Assists		
4	7x; last vs Sam Houston	11/8/22
Blocks		
1	5x; last vs South Alabama	11/10/22
Steals		
4	vs. Tennessee	1/27/22
Field Goals		
4	at Vanderbilt	1/30/22
Field Goal Attempts		
9	at Vanderbilt	1/30/22
3-Point Field Goals		
1	vs Samford	12/18/22
3-Point FG Attempts		
1	vs Samford	12/18/22
Free Throws		
3	2x; last vs Sam Houston	11/8/22
Free Throw Attempts		
6	vs Sam Houston	11/8/22

BOSTIC'S CAREER STATISTICS

SEASON	TEAM	GP-GS	MIN/AVG	Field Goals		3-Point		F-Throws		Rebounds				Scoring						
				FG-FGA	FG%	3FG-3FGA	3FG%	FT-FTA	FT%	OFF	DEF	TOT	AVG	PF-FO	A	TO	BLK	STL	PTS	AVG
2021-22	AUB	27-4	446/16.5	36-87	.414	0-0	.000	17-28	.607	10	40	50	1.9	64-1	60	56	5	40	89	3.3
2022-23	AUB	12-2	164/13.7	21-44	.477	1-2	.500	13-20	.650	7	12	19	1.6	28-0	21	16	2	12	56	4.7
TOTAL		39-6	610/15.6	57-131	.435	1-2	.500	30-48	.625	17	52	69	1.8	92-1	81	72	7	52	145	3.7



Oyindamola AKINBOLAWA

#20

Freshman • Center • 6-5
Lagos, Nigeria

- Made collegiate debut vs. North Florida (12/20); played two minutes
- Arrived in the U.S. on December 14; was cleared to practice and play later that week, dressed for first time vs. North Florida
- Fourth Auburn women's basketball player from Africa, first from Nigeria

SEASON/CAREER HIGHS

Points
Rebounds
Assists
Blocks
Steals
Field Goals
Field Goal Attempts
3-Point Field Goals
3-Point FG Attempts
Free Throws
Free Throw Attempts

Opponent	Start	Min.	FG-A	3PT-A	FT-A	O-D-T	PF	Ast.	TO	Blk.	St.	Pts.
SAM HOUSTON						--DNP--						
SOUTH ALABAMA						--DNP--						
GEORGIA TECH						--DNP--						
ALABAMA STATE						--DNP--						
vs. Indiana						--DNP--						
vs. Colorado State						--DNP--						
LITTLE ROCK						--DNP--						
UCF						--DNP--						
UL-LAFAYETTE						--DNP--						
NORTH CAROLINA A&T						--DNP--						
SAMFORD						--DNP--						
NORTH FLORIDA		2	0-0	0-0	0-0	0-0-0	1	0	2	0	0	0
at Ole Miss												
MISSOURI												
at South Carolina												
ALABAMA												
at LSU												
at Mississippi State												
OLE MISS												
at Kentucky												
FLORIDA												
ARKANSAS												
SOUTH CAROLINA												
at Alabama												
TEXAS A&M												
at Tennessee												
at Georgia												
VANDERBILT												

OYINDAMOLA'S CAREER STATISTICS

SEASON	TEAM	GP-GS	MIN/AVG	Field Goals		3-Point		F-Throws		Rebounds				Scoring							
				FG-FGA	FG%	3FG-3FGA	3FG%	FT-FTA	FT%	OFF	DEF	TOT	AVG	PF	FO	A	TO	BLK	STL	PTS	AVG
2022-23	AUB	1-0	2/2.0	0-0	.000	0-0	.000	0-0	.000	0	0	0	0.0	1-0	0	2	0	0	0	0	0.0
TOTAL		1-0	2/2.0	0-0	.000	0-0	.000	0-0	.000	0	0	0	0.0	1-0	0	2	0	0	0	0	0.0



Audia YOUNG

#21

Freshman • Guard • 5-9
Tallahassee, Fla. • Florida State University HS

- Will miss 2022-23 season after suffering torn achilles in preseason practice
- Averaged 16.2 points, 3.1 rebounds, 2.7 assists, 1.9 steals per game as high school senior
- Daughter of former Auburn All-American Carolyn Jones-Young and Missouri men's basketball assistant coach CV Young
- Will wear her mother's No. 21, which was retired by Auburn following Jones' storied career

SEASON/CAREER HIGHS

- Points
- Rebounds
- Assists
- Blocks
- Steals
- Field Goals
- Field Goal Attempts
- 3-Point Field Goals
- 3-Point FG Attempts
- Free Throws
- Free Throw Attempts

Opponent	Start	Min.	FG-A	3PT-A	FT-A	O-D-T	PF	Ast.	TO	Blk.	St.	Pts.
SAM HOUSTON												
SOUTH ALABAMA												
GEORGIA TECH												
ALABAMA STATE												
vs. Indiana												
vs. Colorado State												
LITTLE ROCK												
UCF												
UL-LAFAYETTE												
NORTH CAROLINA A&T												
SAMFORD												
NORTH FLORIDA												
at Ole Miss												
MISSOURI												
at South Carolina												
ALABAMA												
at LSU												
at Mississippi State												
OLE MISS												
at Kentucky												
FLORIDA												
ARKANSAS												
SOUTH CAROLINA												
at Alabama												
TEXAS A&M												
at Tennessee												
at Georgia												
VANDERBILT												

--OUT FOR 2022-23 SEASON--

YOUNG'S CAREER STATISTICS



Honesty SCOTT-GRAYSON

#23

Redshirt Senior • Guard • 5-8

Brick, N.J. • Riverdale Baptist HS (Md.) • Baylor

- Career-high 31 points on 10-18 FG, 4-8 3FG, 7-9 FT along with season-best 5 steals vs. North Carolina A&T (12/15)
- Third 20-point game in last 4 vs. UCF; matched season-high with 22
- Season-high 22 points against Indiana; averaged 18.0 points, 5.5 rebounds in two games in Las Vegas (11/25-26)
- Career-high 5 steals along with 12 points, 4 assists in season-opening win over Sam Houston (11/8)
- Played in all 28 games as a junior, starting 27; averaged 13.0 points, 5.7 rebounds, 1.9 assists, 1.3 steals in 2021-22
- Recorded three double-doubles as a junior, including 21 points and a career-high 14 rebounds against Florida (2/14/22)
- 2018 McDonald's All-American & 2018 Jordan Brand Classic All-American

SEASON HIGHS

Points	31 vs. N.C. A&T	12/15/22
Rebounds	6 vs. Indiana	11/25/22
Assists	5 vs Sam Houston	11/8/22
Blocks	2 vs. UCF	12/3/22
Steals	5 2x; last vs. N.C. A&T	12/15/22
Field Goals	10 vs. N.C. A&T	12/15/22
Field Goal Attempts	18 2x; last vs. N.C. A&T	12/15/22
3-Point Field Goals	4 2x; last vs. N.C. A&T	12/15/22
3-Point FG Attempts	8 vs. N.C. A&T	12/15/22
Free Throws	7 2x; last vs. N.C. A&T	12/15/22
Free Throw Attempts	9 2x; last vs. N.C. A&T	12/15/22

Opponent	Start	Min.	FG-A	3PT-A	FT-A	O-D-T	PF	Ast.	TO	Blk.	St.	Pts.
SAM HOUSTON	*	20	5-7	0-1	2-2	0-3-3	5	5	4	0	5	12
SOUTH ALABAMA	*	26	2-7	2-3	0-0	1-4-5	3	3	1	0	1	6
GEORGIA TECH	*	33	4-18	1-5	2-2	0-3-3	3	1	4	0	1	11
ALABAMA STATE	*	15	3-6	0-2	0-0	0-0-0	2	3	1	0	0	6
vs. Indiana	*	31	8-15	4-6	2-3	2-4-6	4	1	4	1	0	22
vs. Colorado State	*	26	6-14	1-3	3-4	2-3-5	3	3	1	0	1	16
LITTLE ROCK	*	24	8-11	3-5	1-2	0-4-4	2	0	2	1	1	20
UCF	*	25	6-12	3-3	7-9	0-5-5	2	2	4	2	1	22
UL-LAFAYETTE	*	32	4-10	3-7	2-4	1-4-5	2	3	4	1	2	13
NORTH CAROLINA A&T	*	32	10-18	4-8	7-9	1-4-5	2	3	3	0	5	31
SAMFORD	*	19	5-13	2-6	2-2	0-3-3	1	1	1	2	3	14
NORTH FLORIDA	*	24	6-9	2-2	3-4	0-2-2	3	2	0	1	2	17

at Ole Miss
MISSOURI
at South Carolina
ALABAMA
at LSU
at Mississippi State
OLE MISS
at Kentucky
FLORIDA
ARKANSAS
SOUTH CAROLINA
at Alabama
TEXAS A&M
at Tennessee
at Georgia
VANDERBILT

CAREER HIGHS (incl. 18-19 at Baylor)

Points	31 vs. N.C. A&T	12/15/22
Rebounds	14 vs. Florida	2/14/22
Assists	6 vs. Charleston So.	11/26/21
Blocks	4 at Alabama	1/2/22
Steals	5 6x; last vs. N.C. A&T	12/15/22
Field Goals	10 3x; last vs. N.C. A&T	12/15/22
Field Goal Attempts	20 vs. Florida	2/14/22
3-Point Field Goals	4 5x; last vs. N.C. A&T	12/15/22
3-Point FG Attempts	8 3x; last vs. N.C. A&T	12/15/22
Free Throws	8 at Arkansas	1/31/21
Free Throw Attempts	9 3x; last vs. N.C. A&T	12/15/22

SCOTT-GRAYSON'S CAREER STATISTICS

SEASON	TEAM	GP-GS	MIN/AVG	Field Goals		3-Point		F-Throws		Rebounds				Scoring						
				FG-FGA	FG%	3FG-3FGA	3FG%	FT-FTA	FT%	OFF	DEF	TOT	AVG	PF-FO	A	TO	BLK	STL	PTS	AVG
2018-19	Baylor	29-0	193/6.7	25-51	.490	5-11	.455	19-26	.731	10	15	25	0.9	26-1	24	24	3	9	74	2.6
2020-21	AUB	24-24	680/28.4	129-318	.406	22-73	.301	67-88	.761	21	78	99	4.1	58-0	41	47	5	50	347	14.5
2021-22	AUB	28-27	870/31.1	135-342	.395	19-74	.257	74-110	.673	34	125	159	5.7	76-3	53	68	10	37	363	13.0
2022-23	AUB	12-12	306/25.5	67-140	.479	25-51	.490	31-41	.756	7	39	46	3.8	32-1	27	29	8	22	190	15.8
TOTAL FOR AUB		64-63	1856/29.0	331-800	.414	66-198	.333	172-239	.720	62	242	304	4.8	166-4	121	144	23	109	900	14.1
TOTAL		93-63	2050/22.0	356-851	.418	71-209	.340	191-265	.721	72	257	329	3.5	192-5	145	168	26	118	974	10.5



Carsen McFADDEN

#24

Junior • Guard • 5-7
Fairview, Texas • Lovejoy HS

- Career-high 4 points in 4 minutes against UL-Lafayette (12/11); matched that along with career-high 2 steals vs. Samford (12/18)
- Career-high 3 rebounds while playing 6 minutes vs. UCF (12/3)
- Made first career 3-pointer in final minute vs. Alabama State; also had 1 rebound and 1 assist (11/20)
- Played in 8 games as a sophomore, averaging 3.6 minutes per game
- Appeared in 6 games as a freshman in 2020-21
- All-state selection at Lovejoy HS as a senior and two-year team captain
- Owns high school records for rebounds in a single game (19), season (340) and career (1,047) and steals in a game (15), season (145) and career (418)
- Has a twin sister, Claire, who also attends Auburn

SEASON HIGHS

Points	4	2x; last vs Samford	12/18/22
Rebounds	3	vs. UCF	12/3/22
Assists	1	vs Alabama State	11/20/22
Blocks			
Steals	2	vs Samford	12/18/22
Field Goals	2	vs Samford	12/18/22
Field Goal Attempts	5	vs. UCF	12/3/22
3-Point Field Goals	1	vs Alabama State	11/20/22
3-Point FG Attempts	2	vs. N.C. A&T	12/15/22
Free Throws	2	vs. UL-Lafayette	12/11/22
Free Throw Attempts	3	vs. UL-Lafayette	12/11/22

Opponent	Start	Min.	FG-A	3PT-A	FT-A	O-D-T	PF	Ast.	TO	Blk.	St.	Pts.
SAM HOUSTON		2	0-1	0-1	0-0	0-0-0	0	0	0	0	0	0
SOUTH ALABAMA						--DNP--						
GEORGIA TECH						--DNP--						
ALABAMA STATE		5	1-2	1-1	0-0	0-1-1	2	1	0	0	0	3
vs. Indiana						--DNP--						
vs. Colorado State						--DNP--						
LITTLE ROCK		2	0-1	0-0	0-0	0-0-0	0	0	0	0	0	0
UCF		6	0-5	0-1	0-0	2-1-3	0	0	0	0	0	0
UL-LAFAYETTE		4	1-1	0-0	2-3	2-0-2	0	0	0	0	0	4
NORTH CAROLINA A&T		3	0-2	0-2	0-0	0-1-1	2	0	0	0	0	0
SAMFORD		10	2-3	0-0	0-0	0-0-0	0	0	1	0	2	4
NORTH FLORIDA		4	0-0	0-0	0-0	1-1-2	0	0	0	0	0	0
at Ole Miss												
MISSOURI												
at South Carolina												
ALABAMA												
at LSU												
at Mississippi State												
OLE MISS												
at Kentucky												
FLORIDA												
ARKANSAS												
SOUTH CAROLINA												
at Alabama												
TEXAS A&M												
at Tennessee												
at Georgia												
VANDERBILT												

CAREER HIGHS

Points	4	2x; last vs Samford	12/18/22
Rebounds	3	vs. UCF	12/3/22
Assists	3	vs. South Alabama	12/13/20
Blocks			
Steals	2	vs Samford	12/18/22
Field Goals	2	vs Samford	12/18/22
Field Goal Attempts	5	vs. UCF	12/3/22
3-Point Field Goals	1	vs Alabama State	11/20/22
3-Point FG Attempts	2	vs. N.C. A&T	12/15/22
Free Throws	2	vs. UL-Lafayette	12/11/22
Free Throw Attempts	3	vs. UL-Lafayette	12/11/22

McFADDEN'S CAREER STATISTICS

SEASON	TEAM	GP-GS	MIN/AVG	Field Goals		3-Point		F-Throws		Rebounds				Scoring						
				FG-FGA	FG%	3FG-3FGA	3FG%	FT-FTA	FT%	OFF	DEF	TOT	AVG	PF	FO	A	TO	BLK	STL	PTS
2020-21	AUB	6-0	20/3.3	1-3	.333	0-0	.000	1-2	.500	2	1	3	0.5	0-0	4	1	0	1	3	0.5
2021-22	AUB	8-0	29/3.6	1-6	.167	0-1	.000	0-0	.000	0	4	4	0.5	6-0	1	4	0	0	2	0.3
2022-23	AUB	8-0	36/4.5	4-15	.267	1-5	.200	2-3	.667	5	4	9	1.1	4-0	1	1	0	2	11	1.4
TOTAL		22-0	85/3.9	6-24	.250	1-6	.167	3-5	.600	7	9	16	0.7	10-0	6	6	0	3	16	0.7



Kharyssa RICHARDSON

#33

Freshman • Forward • 6-2

Douglasville, Ga. • New Manchester HS

- Season-high 10 points along with 6 rebounds in win over North Florida (12/20)
- Returned after missing 3 games with injury vs. North Carolina A&T; had 8 points, 6 rebounds and season-high 2 blocks
- Season-high 9 rebounds vs. Colorado State (11/26) before leaving game with injury late in 4th quarter
- Started in Auburn debut vs. Sam Houston with 5 points, 7 rebounds, 2 steals (11/8)
- Averaged 18.3 points, 8.9 rebounds, 1.9 steals, 1.9 blocks, 1.2 assists as a high school senior
- Georgia Class 5A all-state selection in 2021 as a junior
- In 103 high school games, averaged 13.1 points, 7.5 rebounds, 1.8 blocks, 1.7 steals, 1.0 assists

SEASON/CAREER HIGHS

Points		
10	vs. North Florida	12/20/22
Rebounds		
9	vs. Colorado State	11/26/22
Assists		
1	vs Samford	12/18/22
Blocks		
2	2x; last vs Samford	12/18/22
Steals		
3	vs Samford	12/18/22
Field Goals		
4	4x; last vs Samford	12/18/22
Field Goal Attempts		
9	2x; last vs Samford	12/18/22
3-Point Field Goals		
3-Point FG Attempts		
2	vs Georgia Tech	11/16/22
Free Throws		
4	vs. North Florida	12/20/22
Free Throw Attempts		
5	vs. North Florida	12/20/22

Opponent	Start	Min.	FG-A	3PT-A	FT-A	O-D-T	PF	Ast.	TO	Blk.	St.	Pts.
SAM HOUSTON	*	24	2-9	0-0	1-2	4-3-7	3	0	3	1	2	5
SOUTH ALABAMA	*	33	4-8	0-1	1-2	3-4-7	3	0	5	1	1	9
GEORGIA TECH	*	10	1-3	0-2	0-0	0-2-2	1	0	0	0	1	2
ALABAMA STATE	*	18	4-5	0-0	0-0	5-1-6	2	0	1	1	0	8
vs. Indiana	*	9	1-2	0-0	0-0	0-2-2	2	0	1	0	1	2
vs. Colorado State	*	21	2-3	0-0	0-0	2-7-9	3	0	2	0	1	4
LITTLE ROCK						--DNP--						
UCF						--DNP--						
UL-LAFAYETTE						--DNP--						
NORTH CAROLINA A&T	*	23	4-8	0-0	0-0	2-4-6	3	0	0	2	1	8
SAMFORD	*	22	4-9	0-0	0-0	2-2-4	3	1	1	2	3	8
NORTH FLORIDA	*	26	3-6	0-0	4-5	0-6-6	3	0	2	0	1	10
at Ole Miss												
MISSOURI												
at South Carolina												
ALABAMA												
at LSU												
at Mississippi State												
OLE MISS												
at Kentucky												
FLORIDA												
ARKANSAS												
SOUTH CAROLINA												
at Alabama												
TEXAS A&M												
at Tennessee												
at Georgia												
VANDERBILT												

RICHARDSON'S CAREER STATISTICS

			Field Goals		3-Point		F-Throws		Rebounds				Scoring							
SEASON	TEAM	GP-GS	MIN/AVG	FG-FGA	FG%	3FG-3FGA	3FG%	FT-FTA	FT%	OFF	DEF	TOT	AVG	PF-FO	A	TO	BLK	STL	PTS	AVG
2022-23	AUB	9-9	186/20.6	25-53	.472	0-3	.000	6-9	.667	18	31	49	5.4	23-0	1	15	7	11	56	6.2
TOTAL		9-9	186/20.6	25-53	.472	0-3	.000	6-9	.667	18	31	49	5.4	23-0	1	15	7	11	56	6.2



Precious JOHNSON

#51

Junior • Center • 6-5
 Baytown, Texas • Sterling HS • Texas

- Season-high 11 points on 4-5 FG in win over Samford (12/18)
- 4 points, 7 rebounds in first action of 2022-23 season vs. Georgia Tech (11/16); missed first two games with illness
- Played in 12 games, earning 8 starts in 2021-22; averaged 5.2 points, 4.0 rebounds, 1.2 blocks, 0.7 steals
- Enrolled at Auburn for spring 2022 semester; finished fall semester at Texas after signing with Auburn in October
- First double-double with career-high 18 points and 10 rebounds at Kentucky (2/27)
- Appeared in nine games at Texas as a freshman in 2020-21; averaged 4.0 minutes per appearance
- Ranked as No. 33 post player in class of 2020 by ESPN HoopGurlz

SEASON HIGHS

Points	11	vs Samford	12/18/22
Rebounds	7	2x; last vs. UCF	12/3/22
Assists			
Blocks	1	2x; last vs. Little Rock	11/30/22
Steals	1	4x; last vs. North Florida	12/20/22
Field Goals	4	vs Samford	12/18/22
Field Goal Attempts	5	2x; last vs Samford	12/18/22
3-Point Field Goals			
3-Point FG Attempts			
Free Throws	3	2x; last vs Samford	12/18/22
Free Throw Attempts	6	vs. Indiana	11/25/22

Opponent	Start	Min.	FG-A	3PT-A	FT-A	O-D-T	PF	Ast.	TO	Blk.	St.	Pts.
SAM HOUSTON						--DNP--						
SOUTH ALABAMA						--DNP--						
GEORGIA TECH		17	2-4	0-0	0-0	6-1-7	4	0	2	1	0	4
ALABAMA STATE		14	1-4	0-0	0-0	1-2-3	2	0	1	0	1	2
vs. Indiana		23	3-4	0-0	2-6	4-1-5	1	0	2	0	0	8
vs. Colorado State		7	1-1	0-0	2-2	0-0-0	0	0	0	0	1	4
LITTLE ROCK		17	1-5	0-0	0-0	3-0-3	2	0	0	1	0	2
UCF		19	2-2	0-0	0-0	4-3-7	2	0	3	0	0	4
UL-LAFAYETTE		15	1-2	0-0	3-4	2-0-2	3	0	1	0	1	5
NORTH CAROLINA A&T		12	1-2	0-0	1-2	4-0-4	4	0	0	0	0	3
SAMFORD		18	4-5	0-0	3-4	2-3-5	1	0	2	0	0	11
NORTH FLORIDA		12	1-3	0-0	0-0	1-0-1	0	0	1	1	1	2
at Ole Miss												
MISSOURI												
at South Carolina												
ALABAMA												
at LSU												
at Mississippi State												
OLE MISS												
at Kentucky												
FLORIDA												
ARKANSAS												
SOUTH CAROLINA												
at Alabama												
TEXAS A&M												
at Tennessee												
at Georgia												
VANDERBILT												

CAREER HIGHS

Points	18	at Kentucky	2/27/22
Rebounds	10	at Kentucky	2/27/22
Assists			
Blocks	3	vs. Alabama	1/23/22
Steals	1	10x; last vs. North Florida	12/20/22
Field Goals	6	at Kentucky	2/27/22
Field Goal Attempts	14	at Kentucky	2/27/22
3-Point Field Goals			
3-Point FG Attempts			
Free Throws	6	at Kentucky	2/27/22
Free Throw Attempts	8	at Kentucky	2/27/22

JOHNSON'S CAREER STATISTICS

SEASON	TEAM	GP-GS	MIN/AVG	Field Goals		3-Point		F-Throws		Rebounds				Scoring						
				FG-FGA	FG%	3FG-3FGA	3FG%	FT-FTA	FT%	OFF	DEF	TOT	AVG	PF	FO	A	TO	BLK	STL	PTS
2020-21	UT	9-0	36/4.0	0-4	.000	0-0	.000	2-4	.500	2	3	5	0.6	9-0	0	2	1	1	2	0.2
2021-22	AUB	12-8	242/20.1	24-53	.453	0-0	.000	14-28	.500	24	24	48	4.0	39-0	0	17	14	8	62	5.2
2022-23	AUB	10-0	154/15.4	17-32	.531	0-0	.000	11-18	.611	27	10	37	3.7	19-0	0	12	3	4	45	4.5
TOTAL FOR AUB		22-8	396/18.0	41-85	.482	0-0	.000	25-46	.543	51	34	85	3.9	58-0	0	29	17	12	107	4.9
TOTAL		31-8	431/13.9	41-89	.461	0-0	.000	27-50	.540	53	37	90	2.9	67-0	0	31	18	13	109	3.5

Exhibition | Nov. 3, 2022 | Auburn, Ala.
Auburn 81, Tuskegee 59

	Official Basketball Box Score - Final Tuskegee at Auburn 11/03/22 Neville Arena, Auburn, Ala. 2022-23 Women's Basketball		Game Time: 7:00 PM Game Duration: 2:07													
	Officials: Kyle Galloway, Stephanie Barksdale, Timothy Greene															
	Record: 0-0															
NO. Name	Min	FG M-A	3P M-A	FT M-A	Rebounds OR DR TOT	Fouls PF FD	TP	AS	TO	ST	Blocks BS BA	+/-				
12 Amariah Stanard	F 22:29	1-5	0-0	2-4	5	2	7	3	4	1	1	1	0	-21		
13 Ashliya Jackson	F 28:31	4-12	0-0	3-4	1	7	8	5	3	1	0	2	0	-11		
24 Nadia Thorman-McKey	F 16:40	1-4	0-0	2-2	2	2	4	3	2	4	1	3	1	0	-11	
1 Arielle McElroy	F 29:05	2-11	2-5	5-8	2	3	5	0	5	11	0	2	1	0	-18	
23 Brittney Boin	G 14:25	2-10	0-1	1-2	2	2	4	0	2	5	0	2	1	0	-6	
3 JuToreyia Willis	G 36:46	6-17	0-2	2-3	3	5	8	2	3	14	2	3	2	0	-20	
21 Aaliyah Austin	18:32	1-3	0-0	0-1	4	1	5	2	1	2	0	0	1	0	-6	
4 Sumaiyah Abdul-Rahim	G 20:40	0-0	0-0	0-0	1	1	2	2	3	8	2	5	1	0	-15	
22 Ashawntae Brown	02:40	0-0	0-0	0-0	0	0	0	0	1	0	0	0	0	0	-2	
Team					4	4	8		0	4						
Totals		21-73	2-11	15-27	24	27	51	18	23	59	6	23	9	1	8	-22
Technical Fouls: NONE																
Shooting By Period																
1st FG% 5-24 20.8% 3PT% 1-5 20.0% FT% 2-2 100%																
2nd FG% 5-20 25.0% 3PT% 0-2 0.0% FT% 1-2 50%																
3rd FG% 9-15 60.0% 3PT% 1-2 50.0% FT% 5-11 45.5%																
4th FG% 2-14 14.3% 3PT% 0-2 0.0% FT% 7-12 58.3%																
GM FG% 21-73 28.8% 3PT% 2-11 18.2% FT% 15-27 55.6%																
Dead Ball Rebounds: 5/0																

Game 1 | Nov. 8, 2022 | Auburn, Ala.
Auburn 90, Sam Houston 76

	Official Basketball Box Score - Final Sam Houston at Auburn 11/08/22 Neville Arena, Auburn, Ala. 2022-23 Women's Basketball		Game Time: 7:00 PM Game Duration: 2:22 Attendance: 1,913													
	Officials: Chaney Muench, Teresa Stuck, Kaz Beverley															
	Record: 0-1															
NO. Name	Min	FG M-A	3P M-A	FT M-A	Rebounds OR DR TOT	Fouls PF FD	TP	AS	TO	ST	Blocks BS BA	+/-				
21 Madelyn Batista	F 21:47	3-8	0-0	4-8	4	5	9	4	6	10	1	3	3	-11		
0 Sydnee Kemp	F 12:07	1-2	0-1	2-2	1	1	2	3	2	4	0	4	2	0	-4	
5 Chyna Allen	G 12:43	4-6	1-2	6-6	0	0	3	5	15	0	3	1	0	-11		
13 Kaylee Jefferson	G 24:04	3-6	1-2	0-0	0	0	3	1	0	7	2	5	1	0	-14	
22 Shanti Henry	G 05:32	0-2	0-1	0-0	0	0	0	1	0	0	0	0	0	0		
4 Mikayla Woods	F 27:13	0-5	0-0	6-12	3	4	7	2	9	6	3	3	4	-1		
2 Tierney Coleman	22:15	0-7	0-3	3-4	2	2	0	2	2	3	3	3	0	-20		
15 Alexus Seaton	17:51	2-4	1-3	1-2	2	1	3	1	1	6	1	3	0	-11		
10 Mikayla Eddins	17:17	2-5	1-2	2-4	1	2	3	2	2	7	0	0	0	0		
24 Raanee Smith	03:55	1-3	0-0	0-0	0	0	1	1	3	0	2	0	1	0		
24 Kanyal Perry	13:39	1-3	0-0	0-0	3	3	6	3	0	2	0	2	0	-7		
23 Bryana Block	06:46	0-1	0-0	4-4	0	1	1	1	2	4	0	3	1	0		
3 Adriana Djokovic	05:51	4-4	1-1	1-1	0	1	1	1	1	10	0	0	1	0		
Team					4	3	7		0	3						
Totals		21-56	5-15	29-43	20	25	45	27	30	76	10	33	14	5	9	-14
Technical Fouls: NONE																
Shooting By Period																
1st FG% 6-14 42.9% 3PT% 2-4 50.0% FT% 4-8 50.0%																
2nd FG% 5-13 38.5% 3PT% 1-4 25.0% FT% 7-8 87.5%																
3rd FG% 3-12 25.0% 3PT% 0-2 0.0% FT% 7-8 87.5%																
4th FG% 7-17 41.2% 3PT% 2-5 40.0% FT% 11-19 57.9%																
GM FG% 21-56 37.5% 3PT% 5-15 33.3% FT% 29-43 67.4%																
Dead Ball Rebounds: 5/0																

Record: 0-0																
NO. Name	Min	FG M-A	3P M-A	FT M-A	Rebounds OR DR TOT	Fouls PF FD	TP	AS	TO	ST	Blocks BS BA	+/-				
33 Kharyssa Richardson	F 12:51	0-2	0-0	2-4	0	4	4	5	3	2	0	2	0	5		
4 Kaitlyn Duhon	F 16:59	3-6	0-0	1-2	0	3	3	4	1	7	0	4	2	0		
5 Aicha Coulibaly	G 29:19	6-14	0-1	4-5	4	8	12	0	3	16	4	4	2	2		
10 Sydney Shaw	G 29:52	4-8	2-3	3-4	1	3	4	3	2	13	7	2	-4	0		
23 Honesty Scott-Grayson	G 30:48	7-14	1-3	2-2	0	1	4	3	17	0	3	3	2	0		
51 Precious Johnson	22:43	3-4	0-0	1-2	3	3	6	2	1	7	0	1	0	2		
2 Sania Wells	16:52	2-4	1-2	0-0	0	5	5	3	2	5	0	1	1	0		
3 Jakayla Johnson	15:08	2-7	0-2	0-0	0	2	2	0	0	4	0	1	0	0		
11 Romi Levy	09:37	2-4	0-0	0-0	1	2	3	2	4	0	0	0	0	0		
1 Mya Pratcher	13:43	1-2	0-0	2-4	0	1	1	1	2	0	0	0	1	0		
0 Amoura Graves	01:04	0-0	0-0	0-0	0	0	0	0	0	0	0	0	0	0		
24 Carsen McFadden	01:04	0-0	0-0	2-2	0	0	0	0	1	2	0	0	0	0		
Team					1	3	4		0	0						
Totals		30-65	4-11	17-25	10	35	45	24	18	81	14	15	15	8	1	22
Technical Fouls: Duhon 3rd 0:21																
Shooting By Period																
1st FG% 8-21 38.1% 3PT% 0-3 0.0% FT% 2-4 50%																
2nd FG% 6-15 40.0% 3PT% 2-3 66.7% FT% 3-4 75%																
3rd FG% 8-16 50.0% 3PT% 1-4 25.0% FT% 6-8 75%																
4th FG% 8-13 61.5% 3PT% 1-1 100.0% FT% 6-9 66.7%																
GM FG% 30-65 46.2% 3PT% 4-11 36.4% FT% 17-25 68.0%																
Dead Ball Rebounds: 6/0																

TUSK Auburn	
Biggest lead	2 (1st 9:19) 24 (4th 0:20)
Best Scoring Run	6 (3rd 3:37) 7 (3rd 9:51)
Lead Changes	1
Times Tied	2
Time with Lead	00:14 37:14
Points from Turnovers	TUSK 5 Auburn 22
Paint	28 48
Second Chance	10 12
Fast Breaks	8 30
Bench	24 26
Period by Period Scoring	
1st 2nd 3rd 4th TOT	TUSK 13 11 24 11 59 Auburn 18 17 23 81

Record: 1-0																
NO. Name	Min	FG M-A	3P M-A	FT M-A	Rebounds OR DR TOT	Fouls PF FD	TP	AS	TO	ST	Blocks BS BA	+/-				
33 Kharyssa Richardson	F 24:09	2-9	0-0	1-2	4	3	7	3	1	5	0	3	2	1		
4 Kaitlyn Duhon	G 27:52	3-9	0-0	3-4	3	5	8	3	6	9	0	2	1	3		
5 Aicha Coulibaly	G 31:05	10-15	1-1	3-3	3	7	10	3	4	24	3	1	2	2		
10 Sydney Shaw	G 16:47	5-8	2-2	0-0	1	1	2	2	0	12	3	4	0	0		
23 Honesty Scott-Grayson	G 20:18	5-7	0-1	2-2	0	3	3	5	2	13	5	4	5	0		
12 Mar'shaun Bostic	20:00	3-5	0-0	3-6	1	1	2	3	4	9	4	4	1	0		
1 Mya Pratcher	15:51	1-2	0-0	3-3	0	1	1	3	4	5	0	1	0	0		
2 Sania Wells	21:30	4-10	1-2	3-3	0	1	1	2	5	12	4	1	0	14		
3 Jakayla Johnson	10:30	0-4	0-0	2-2	0	2	2	4	1	2	0	1	2	1		
0 Amoura Graves	10:28	0-1	0-0	0-0	0	0	0	0	2	0	0	1	0	0		
24 Carsen McFadden	01:30	0-1	0-1	0-0	0	0	0	0	0	0	0	0	0	-5		
Team					4	0	4		0	1						
Totals		33-71	4-7	20-25	16	24	40	30	27	90	19	23	13	9	5	14
Technical Fouls: NONE																
Shooting By Period																
1st FG% 7-12 58.3% 3PT% 0-0 0.0% FT% 8-10 80%																
2nd FG% 10-26 38.5% 3PT% 2-3 66.7% FT% 3-5 60%																
3rd FG% 10-18 55.6% 3PT% 1-1 100.0% FT% 5-5 100%																
4th FG% 6-15 40.0% 3PT% 1-3 33.3% FT% 4-5 80%																
GM FG% 33-71 46.5% 3PT% 4-7 57.1% FT% 20-25 80.0%																
Dead Ball Rebounds: 2/0																

SHSU Auburn	
Biggest lead	1 (1st 6:25) 26 (3rd 3:32)
Best Scoring Run	6 (1st 0:25) 9 (1st 3:41)
Lead Changes	4
Times Tied	2
Time with Lead	00:46 38:31
Points from Turnovers	SHSU 25 Auburn 31
Paint	24 50
Second Chance	20 24
Fast Breaks	18 27
Bench	40 28
Period by Period Scoring	
1st 2nd 3rd 4th TOT	SHSU 18 18 13 27 76 Auburn 22 25 26 17 90

Game 2 | Nov. 10, 2022 | Auburn, Ala.
Auburn 71, South Alabama 62

	Official Basketball Box Score - Final South Alabama at Auburn 11/10/22 Neville Arena, Auburn, Ala. 2022-23 Women's Basketball		Game Time: 7:00 PM Game Duration: 2:05 Attendance: 1,955										
	Officials: Katie Lukanich, Roy Gulbeyan, Natasha Camry												
	Record: 1-1												
NO. Name	Min	FG M-A	3P M-A	FT M-A	Rebounds OR DR TOT	Fouls PF FD	TP	AS	TO	ST	Blocks BS BA	+/-	
14 Kiana Anderson	F 16:20	0-2	0-1	0-0	0	3	3	5	1	0	0	0	2
1 Zena Elias	C 18:01	3-4	0-0	1-1	2	3	5	3	1	7	0	1	0
0 Tyrielle Williams	G 13:25	0-1	0-1	0-0	0	0	0	1	0	1	0	2	0
11 Nadia Howard	G 30:46	5-15	0-0	2-3	2	2	4	3	12	1	2	3	0
24 Jordan Rosier	G 09:01	0-3	0-1	0-0	1	1	1	0	0	0	0	0	0
2 Kelsey Thompson	30:50	7-14	3-5	4-4	4	4	8	2	5	21	2	5	3
4 Michiyah Simmons	21:50	1-11	0-5	4-4	1	7	8	5	3	6	3	5	0
21 Casey Ferguson	14:36	2-2	1-1	0-0	0	1	1	0	5	0	3	0	0
30 Emami Burks	09:38	1-3	0-0	0	1	2	3	2	0	2	0	1	1
31 Maggie Robinson	21:25	1-4	1-2	2-2	3	2	5	0	1	5	0	0	0
23 Tristen Washington	12:57	1-6	0-3	2-2	0	1	1	2	2	4	0	0	0
22 Rachel Leggett	01:11	0-0	0-0	0-0	1	0							

Game 4 | Nov. 20, 2022 | Auburn, Ala. Auburn 88, Alabama State 49

Official Basketball Box Score - Final. Auburn St. at Auburn. Game Time: 2:00 PM. Game Duration: 1:58. Attendance: 2,065. Shooting By Period: 1st FG% 5-13 38.5%, 3PT% 0-4 0.0%, FT% 1-2 50.0%.

Auburn - 88. Record: 3-1. Shooting By Period: 1st FG% 7-16 43.8%, 3PT% 2-5 40.0%, FT% 6-13 46.2%. Technical Fouls: NONE.

Summary statistics for Auburn vs Alabama State. Biggest lead: 3 (1st 8:59). Best Scoring Run: 5 (2nd 8:23). Lead Changes: 1. Times Tied: 1. Time with Lead: 03:07.

Game 5 | Nov. 25, 2022 | Las Vegas, Nev. #6/5 Indiana 96, Auburn 81

Official Basketball Box Score - Final. Indiana at Auburn. Game Time: 5:45 PM. Game Duration: 2:01. Attendance: 2,971. Shooting By Period: 1st FG% 9-14 64.3%, 3PT% 2-6 33.3%, FT% 5-6 83.3%.

Auburn - 81. Record: 3-2. Shooting By Period: 1st FG% 7-16 43.8%, 3PT% 2-5 40.0%, FT% 6-13 46.2%. Technical Fouls: NONE.

Summary statistics for Auburn vs Indiana. Biggest lead: 15 (2nd 3:55). Best Scoring Run: 11 (2nd 4:57). Lead Changes: 6. Times Tied: 5. Time with Lead: 35:50.

Game 6 | Nov. 26, 2022 | Las Vegas, Nev. Auburn 74, Colorado State 73

Official Basketball Box Score - Final. Auburn at Colorado St. Game Time: 3:30 PM. Game Duration: 2:51. Attendance: 2,511. Shooting By Period: 1st FG% 7-16 43.8%, 3PT% 2-4 50.0%, FT% 2-4 50.0%.

Auburn - 74. Record: 4-2. Shooting By Period: 1st FG% 6-14 42.9%, 3PT% 2-9 22.2%, FT% 4-5 80.0%. Technical Fouls: NONE.

Summary statistics for Auburn vs Colorado State. Biggest lead: 6 (3rd 6:09). Best Scoring Run: 6 (3rd 8:34). Lead Changes: 18. Times Tied: 8. Time with Lead: 19:39.

Game 7 | Nov. 30, 2022 | Auburn, Ala. Auburn vs. Little Rock

Official Basketball Box Score - Final. Little Rock at Auburn. Game Time: 12:00 PM. Game Duration: 1:55. Attendance: 1,855. Shooting By Period: 1st FG% 3-13 23.1%, 3PT% 0-1 0.0%, FT% 2-2 100.0%.

Little Rock - 48. Record: 1-4. Shooting By Period: 1st FG% 3-13 23.1%, 3PT% 0-1 0.0%, FT% 2-2 100.0%. Technical Fouls: NONE.

Summary statistics for Auburn vs Little Rock. Biggest lead: 0 (1st 10:00). Best Scoring Run: 4 (1st 3:24). Lead Changes: 0. Times Tied: 0. Time with Lead: 00:00.

**Game 8 | Dec. 3, 2022 | Auburn, Ala.
Auburn 86, UCF 46**

	Official Basketball Box Score - Final UCF at Auburn 12/03/22 Neville Arena, Auburn, Ala. 2022-23 Women's Basketball										Game Time: 2:00 PM Game Duration: 2:06 Attendance: 1,892																																																																																																																																																																						
	UCF - 46 Record: 6-1										Officials: Cameron Inouye, Ashley Goode, Eric Baker																																																																																																																																																																						
	<table border="1"> <thead> <tr> <th>NO. Name</th> <th>Min</th> <th>FG M-A</th> <th>3P M-A</th> <th>FT M-A</th> <th>Rebounds OR DR TOT</th> <th>Fouls PF FD</th> <th>TP</th> <th>AS</th> <th>TO</th> <th>ST</th> <th>Blocks BS BA</th> <th>+/-</th> </tr> </thead> <tbody> <tr><td>20 Bryana Hardy</td><td>F 31:45</td><td>2-4</td><td>0-0</td><td>1-4</td><td>2 2 4</td><td>2 3</td><td>5</td><td>0</td><td>0</td><td>1</td><td>0</td><td>0</td><td>-35</td></tr> <tr><td>33 Destiny Thomas</td><td>F 26:42</td><td>2-11</td><td>0-0</td><td>2-2</td><td>4 4 8</td><td>2 3</td><td>6</td><td>0</td><td>2</td><td>2</td><td>1</td><td>0</td><td>-26</td></tr> <tr><td>0 Laila Jewett</td><td>G 26:53</td><td>1-7</td><td>0-3</td><td>7-8</td><td>0 3 3</td><td>2 5</td><td>9</td><td>0</td><td>7</td><td>2</td><td>0</td><td>0</td><td>-23</td></tr> <tr><td>10 Mya Burns</td><td>G 20:27</td><td>1-9</td><td>0-1</td><td>0-0</td><td>0 3 3</td><td>1 2</td><td>2</td><td>0</td><td>1</td><td>1</td><td>0</td><td>3</td><td>-8</td></tr> <tr><td>12 Rachel Ranke</td><td>G 27:43</td><td>3-10</td><td>0-2</td><td>1-1</td><td>2 4 6</td><td>0 2</td><td>7</td><td>0</td><td>0</td><td>0</td><td>0</td><td>1</td><td>-27</td></tr> <tr><td>15 Taylor Gibson</td><td>21:33</td><td>2-2</td><td>0-0</td><td>5-6</td><td>0 3 3</td><td>2 3</td><td>9</td><td>0</td><td>4</td><td>0</td><td>0</td><td>0</td><td>-19</td></tr> <tr><td>22 Sierra Godbolt</td><td>26:36</td><td>1-8</td><td>0-0</td><td>4-6</td><td>1 1 2</td><td>2 3</td><td>6</td><td>0</td><td>3</td><td>0</td><td>0</td><td>4</td><td>-32</td></tr> <tr><td>4 Kiera Brown</td><td>13:13</td><td>1-4</td><td>0-0</td><td>0-1</td><td>0 0 0</td><td>3 1</td><td>2</td><td>0</td><td>0</td><td>0</td><td>1</td><td>1</td><td>-16</td></tr> <tr><td>5 Tiani Abrams</td><td>05:08</td><td>0-3</td><td>0-2</td><td>0-0</td><td>0 0 0</td><td>0 0</td><td>0</td><td>0</td><td>1</td><td>0</td><td>0</td><td>0</td><td>-14</td></tr> <tr><td>Team</td><td></td><td></td><td></td><td></td><td>4 0 4</td><td></td><td></td><td></td><td></td><td></td><td></td><td></td><td></td></tr> <tr><td>Totals</td><td></td><td>13-58</td><td>0-8</td><td>20-28</td><td>13 20 33</td><td>14 22</td><td>46</td><td>0</td><td>18</td><td>7</td><td>2</td><td>9</td><td>-40</td></tr> </tbody> </table>	NO. Name	Min	FG M-A	3P M-A	FT M-A	Rebounds OR DR TOT	Fouls PF FD	TP	AS	TO	ST	Blocks BS BA	+/-	20 Bryana Hardy	F 31:45	2-4	0-0	1-4	2 2 4	2 3	5	0	0	1	0	0	-35	33 Destiny Thomas	F 26:42	2-11	0-0	2-2	4 4 8	2 3	6	0	2	2	1	0	-26	0 Laila Jewett	G 26:53	1-7	0-3	7-8	0 3 3	2 5	9	0	7	2	0	0	-23	10 Mya Burns	G 20:27	1-9	0-1	0-0	0 3 3	1 2	2	0	1	1	0	3	-8	12 Rachel Ranke	G 27:43	3-10	0-2	1-1	2 4 6	0 2	7	0	0	0	0	1	-27	15 Taylor Gibson	21:33	2-2	0-0	5-6	0 3 3	2 3	9	0	4	0	0	0	-19	22 Sierra Godbolt	26:36	1-8	0-0	4-6	1 1 2	2 3	6	0	3	0	0	4	-32	4 Kiera Brown	13:13	1-4	0-0	0-1	0 0 0	3 1	2	0	0	0	1	1	-16	5 Tiani Abrams	05:08	0-3	0-2	0-0	0 0 0	0 0	0	0	1	0	0	0	-14	Team					4 0 4									Totals		13-58	0-8	20-28	13 20 33	14 22	46	0	18	7	2	9	-40	Shooting By Period 1st FG% 3-15 20.0% 3PT% 0-1 0.0% FT% 0-2 0% 2nd FG% 4-16 25.0% 3PT% 0-2 0.0% FT% 3-4 75% 3rd FG% 4-14 28.6% 3PT% 0-3 0.0% FT% 8-9 88.9% 4th FG% 2-13 15.4% 3PT% 0-2 0.0% FT% 9-13 69.2% GM FG% 13-58 22.4% 3PT% 0-8 0.0% FT% 20-28 71.4% Dead Ball Rebounds: 4, 0								
NO. Name	Min	FG M-A	3P M-A	FT M-A	Rebounds OR DR TOT	Fouls PF FD	TP	AS	TO	ST	Blocks BS BA	+/-																																																																																																																																																																					
20 Bryana Hardy	F 31:45	2-4	0-0	1-4	2 2 4	2 3	5	0	0	1	0	0	-35																																																																																																																																																																				
33 Destiny Thomas	F 26:42	2-11	0-0	2-2	4 4 8	2 3	6	0	2	2	1	0	-26																																																																																																																																																																				
0 Laila Jewett	G 26:53	1-7	0-3	7-8	0 3 3	2 5	9	0	7	2	0	0	-23																																																																																																																																																																				
10 Mya Burns	G 20:27	1-9	0-1	0-0	0 3 3	1 2	2	0	1	1	0	3	-8																																																																																																																																																																				
12 Rachel Ranke	G 27:43	3-10	0-2	1-1	2 4 6	0 2	7	0	0	0	0	1	-27																																																																																																																																																																				
15 Taylor Gibson	21:33	2-2	0-0	5-6	0 3 3	2 3	9	0	4	0	0	0	-19																																																																																																																																																																				
22 Sierra Godbolt	26:36	1-8	0-0	4-6	1 1 2	2 3	6	0	3	0	0	4	-32																																																																																																																																																																				
4 Kiera Brown	13:13	1-4	0-0	0-1	0 0 0	3 1	2	0	0	0	1	1	-16																																																																																																																																																																				
5 Tiani Abrams	05:08	0-3	0-2	0-0	0 0 0	0 0	0	0	1	0	0	0	-14																																																																																																																																																																				
Team					4 0 4																																																																																																																																																																												
Totals		13-58	0-8	20-28	13 20 33	14 22	46	0	18	7	2	9	-40																																																																																																																																																																				

Auburn - 86 Record: 6-2										Technical Fouls: NONE																																																																																																																																																																																																												
<table border="1"> <thead> <tr> <th>NO. Name</th> <th>Min</th> <th>FG M-A</th> <th>3P M-A</th> <th>FT M-A</th> <th>Rebounds OR DR TOT</th> <th>Fouls PF FD</th> <th>TP</th> <th>AS</th> <th>TO</th> <th>ST</th> <th>Blocks BS BA</th> <th>+/-</th> </tr> </thead> <tbody> <tr><td>11 Romi Levy</td><td>F 18:39</td><td>2-4</td><td>1-2</td><td>0-0</td><td>1 3 4</td><td>4 0</td><td>5</td><td>0</td><td>3</td><td>0</td><td>0</td><td>0</td><td>15</td></tr> <tr><td>2 Sania Wells</td><td>G 28:35</td><td>0-5</td><td>0-1</td><td>1-4</td><td>0 2 2</td><td>1 4</td><td>1</td><td>3</td><td>1</td><td>2</td><td>3</td><td>0</td><td>24</td></tr> <tr><td>3 Jakayia Johnson</td><td>G 19:56</td><td>3-5</td><td>0-1</td><td>2-2</td><td>2 0 2</td><td>1 1</td><td>8</td><td>1</td><td>1</td><td>2</td><td>0</td><td>0</td><td>6</td></tr> <tr><td>5 Aicha Coulibaly</td><td>G 32:20</td><td>7-18</td><td>1-3</td><td>2-2</td><td>3 9 12</td><td>1 2</td><td>17</td><td>4</td><td>1</td><td>1</td><td>2</td><td>1</td><td>30</td></tr> <tr><td>23 Honesty Scott-Grayson</td><td>G 32:4</td><td>6-12</td><td>3-3</td><td>7-9</td><td>0 5 5</td><td>2 3</td><td>22</td><td>2</td><td>4</td><td>1</td><td>2</td><td>0</td><td>37</td></tr> <tr><td>4 Kaitlyn Duhon</td><td>12:36</td><td>3-5</td><td>0-0</td><td>0-0</td><td>1 1 2</td><td>4 2</td><td>6</td><td>0</td><td>0</td><td>2</td><td>0</td><td>0</td><td>22</td></tr> <tr><td>51 Precious Johnson</td><td>18:40</td><td>2-2</td><td>0-0</td><td>0-0</td><td>4 3 7</td><td>2 1</td><td>4</td><td>0</td><td>3</td><td>0</td><td>0</td><td>0</td><td>19</td></tr> <tr><td>12 Mar'shaun Bostic</td><td>13:26</td><td>4-4</td><td>0-0</td><td>2-2</td><td>3 1 2</td><td>3 1</td><td>10</td><td>1</td><td>1</td><td>1</td><td>0</td><td>0</td><td>11</td></tr> <tr><td>10 Sydney Shaw</td><td>18:15</td><td>4-7</td><td>1-2</td><td>0-0</td><td>0 3 3</td><td>1 0</td><td>9</td><td>2</td><td>2</td><td>0</td><td>0</td><td>0</td><td>17</td></tr> <tr><td>1 Mya Pratcher</td><td>09:10</td><td>2-2</td><td>0-0</td><td>0-0</td><td>2 3 2</td><td>3 0</td><td>4</td><td>0</td><td>1</td><td>1</td><td>2</td><td>0</td><td>14</td></tr> <tr><td>24 Carsen McFadden</td><td>05:52</td><td>0-5</td><td>0-1</td><td>0-0</td><td>2 1 3</td><td>0 0</td><td>0</td><td>0</td><td>0</td><td>0</td><td>0</td><td>1</td><td>5</td></tr> <tr><td>Team</td><td></td><td></td><td></td><td></td><td>1 6 7</td><td></td><td></td><td></td><td></td><td></td><td></td><td></td><td></td></tr> <tr><td>Totals</td><td></td><td>33-69</td><td>6-13</td><td>14-19</td><td>15 36 51</td><td>22 14</td><td>86</td><td>13</td><td>17</td><td>10</td><td>9</td><td>2</td><td>40</td></tr> </tbody> </table>										NO. Name	Min	FG M-A	3P M-A	FT M-A	Rebounds OR DR TOT	Fouls PF FD	TP	AS	TO	ST	Blocks BS BA	+/-	11 Romi Levy	F 18:39	2-4	1-2	0-0	1 3 4	4 0	5	0	3	0	0	0	15	2 Sania Wells	G 28:35	0-5	0-1	1-4	0 2 2	1 4	1	3	1	2	3	0	24	3 Jakayia Johnson	G 19:56	3-5	0-1	2-2	2 0 2	1 1	8	1	1	2	0	0	6	5 Aicha Coulibaly	G 32:20	7-18	1-3	2-2	3 9 12	1 2	17	4	1	1	2	1	30	23 Honesty Scott-Grayson	G 32:4	6-12	3-3	7-9	0 5 5	2 3	22	2	4	1	2	0	37	4 Kaitlyn Duhon	12:36	3-5	0-0	0-0	1 1 2	4 2	6	0	0	2	0	0	22	51 Precious Johnson	18:40	2-2	0-0	0-0	4 3 7	2 1	4	0	3	0	0	0	19	12 Mar'shaun Bostic	13:26	4-4	0-0	2-2	3 1 2	3 1	10	1	1	1	0	0	11	10 Sydney Shaw	18:15	4-7	1-2	0-0	0 3 3	1 0	9	2	2	0	0	0	17	1 Mya Pratcher	09:10	2-2	0-0	0-0	2 3 2	3 0	4	0	1	1	2	0	14	24 Carsen McFadden	05:52	0-5	0-1	0-0	2 1 3	0 0	0	0	0	0	0	1	5	Team					1 6 7									Totals		33-69	6-13	14-19	15 36 51	22 14	86	13	17	10	9	2	40	Shooting By Period 1st FG% 8-17 47.1% 3PT% 1-2 50.0% FT% 4-5 80% 2nd FG% 9-18 50.0% 3PT% 1-1 0.0% FT% 7-8 87.5% 3rd FG% 6-15 40.0% 3PT% 2-5 40.0% FT% 0-2 0% 4th FG% 10-19 52.6% 3PT% 3-5 60.0% FT% 3-4 75% GM FG% 33-69 47.8% 3PT% 6-13 46.2% FT% 14-19 73.7% Dead Ball Rebounds: 6, 0									
NO. Name	Min	FG M-A	3P M-A	FT M-A	Rebounds OR DR TOT	Fouls PF FD	TP	AS	TO	ST	Blocks BS BA	+/-																																																																																																																																																																																																										
11 Romi Levy	F 18:39	2-4	1-2	0-0	1 3 4	4 0	5	0	3	0	0	0	15																																																																																																																																																																																																									
2 Sania Wells	G 28:35	0-5	0-1	1-4	0 2 2	1 4	1	3	1	2	3	0	24																																																																																																																																																																																																									
3 Jakayia Johnson	G 19:56	3-5	0-1	2-2	2 0 2	1 1	8	1	1	2	0	0	6																																																																																																																																																																																																									
5 Aicha Coulibaly	G 32:20	7-18	1-3	2-2	3 9 12	1 2	17	4	1	1	2	1	30																																																																																																																																																																																																									
23 Honesty Scott-Grayson	G 32:4	6-12	3-3	7-9	0 5 5	2 3	22	2	4	1	2	0	37																																																																																																																																																																																																									
4 Kaitlyn Duhon	12:36	3-5	0-0	0-0	1 1 2	4 2	6	0	0	2	0	0	22																																																																																																																																																																																																									
51 Precious Johnson	18:40	2-2	0-0	0-0	4 3 7	2 1	4	0	3	0	0	0	19																																																																																																																																																																																																									
12 Mar'shaun Bostic	13:26	4-4	0-0	2-2	3 1 2	3 1	10	1	1	1	0	0	11																																																																																																																																																																																																									
10 Sydney Shaw	18:15	4-7	1-2	0-0	0 3 3	1 0	9	2	2	0	0	0	17																																																																																																																																																																																																									
1 Mya Pratcher	09:10	2-2	0-0	0-0	2 3 2	3 0	4	0	1	1	2	0	14																																																																																																																																																																																																									
24 Carsen McFadden	05:52	0-5	0-1	0-0	2 1 3	0 0	0	0	0	0	0	1	5																																																																																																																																																																																																									
Team					1 6 7																																																																																																																																																																																																																	
Totals		33-69	6-13	14-19	15 36 51	22 14	86	13	17	10	9	2	40																																																																																																																																																																																																									

<table border="1"> <thead> <tr> <th>UCF</th> <th>Auburn</th> </tr> </thead> <tbody> <tr><td>Biggest lead</td><td>2 (1st 8:48) / 43 (4th 3:06)</td></tr> <tr><td>Best Scoring Run</td><td>7 (3rd 7:55) / 15 (2nd 8:14)</td></tr> <tr><td>Lead Changes</td><td>1</td></tr> <tr><td>Times Tied</td><td>1</td></tr> <tr><td>Time with Lead</td><td>00:22 / 37:50</td></tr> </tbody> </table>	UCF	Auburn	Biggest lead	2 (1st 8:48) / 43 (4th 3:06)	Best Scoring Run	7 (3rd 7:55) / 15 (2nd 8:14)	Lead Changes	1	Times Tied	1	Time with Lead	00:22 / 37:50	<table border="1"> <thead> <tr> <th>Points from Turnovers</th> <th>UCF</th> <th>Auburn</th> </tr> </thead> <tbody> <tr><td>Turnovers</td><td>14</td><td>26</td></tr> <tr><td>Paint</td><td>24</td><td>42</td></tr> <tr><td>Second Chance</td><td>9</td><td>13</td></tr> <tr><td>Fast Breaks</td><td>7</td><td>23</td></tr> <tr><td>Bench</td><td>17</td><td>33</td></tr> </tbody> </table>	Points from Turnovers	UCF	Auburn	Turnovers	14	26	Paint	24	42	Second Chance	9	13	Fast Breaks	7	23	Bench	17	33	<table border="1"> <thead> <tr> <th>Period by Period Scoring</th> <th>1st</th> <th>2nd</th> <th>3rd</th> <th>4th</th> <th>TOT</th> </tr> </thead> <tbody> <tr><td>UCF</td><td>6</td><td>11</td><td>16</td><td>13</td><td>46</td></tr> <tr><td>Auburn</td><td>21</td><td>25</td><td>14</td><td>26</td><td>86</td></tr> </tbody> </table>	Period by Period Scoring	1st	2nd	3rd	4th	TOT	UCF	6	11	16	13	46	Auburn	21	25	14	26	86
UCF	Auburn																																																	
Biggest lead	2 (1st 8:48) / 43 (4th 3:06)																																																	
Best Scoring Run	7 (3rd 7:55) / 15 (2nd 8:14)																																																	
Lead Changes	1																																																	
Times Tied	1																																																	
Time with Lead	00:22 / 37:50																																																	
Points from Turnovers	UCF	Auburn																																																
Turnovers	14	26																																																
Paint	24	42																																																
Second Chance	9	13																																																
Fast Breaks	7	23																																																
Bench	17	33																																																
Period by Period Scoring	1st	2nd	3rd	4th	TOT																																													
UCF	6	11	16	13	46																																													
Auburn	21	25	14	26	86																																													

**Game 9 | Dec. 11, 2022 | Auburn, Ala.
Auburn 81, Louisiana-Lafayette 41**

	Official Basketball Box Score - Final Louisiana at Auburn 12/11/22 Neville Arena, Auburn, Ala. 2022-23 Women's Basketball										Game Time: 2:00 PM Game Duration: 2:06 Attendance: 2,447																																																																																																																																																																																																																														
	Louisiana - 41 Record: 5-5										Officials: Brian Garland, Kyle Galloway, Britton Sherry																																																																																																																																																																																																																														
	<table border="1"> <thead> <tr> <th>NO. Name</th> <th>Min</th> <th>FG M-A</th> <th>3P M-A</th> <th>FT M-A</th> <th>Rebounds OR DR TOT</th> <th>Fouls PF FD</th> <th>TP</th> <th>AS</th> <th>TO</th> <th>ST</th> <th>Blocks BS BA</th> <th>+/-</th> </tr> </thead> <tbody> <tr><td>5 Tamara Johnson</td><td>F 27:47</td><td>4-13</td><td>0-2</td><td>2-3</td><td>3 5 8</td><td>3 4</td><td>10</td><td>0</td><td>5</td><td>1</td><td>2</td><td>1</td><td>-18</td></tr> <tr><td>20 Caira Wren</td><td>F 25:16</td><td>0-2</td><td>0-0</td><td>1-4</td><td>4 0 4</td><td>0 3</td><td>1</td><td>0</td><td>0</td><td>0</td><td>0</td><td>2</td><td>-29</td></tr> <tr><td>3 Nubia Benedict</td><td>G 31:18</td><td>4-11</td><td>0-2</td><td>3-5</td><td>1 1 2</td><td>2 4</td><td>11</td><td>0</td><td>3</td><td>1</td><td>0</td><td>2</td><td>-28</td></tr> <tr><td>4 Lanay Wheaton</td><td>G 19:28</td><td>4-12</td><td>0-0</td><td>0-0</td><td>1 1 2</td><td>5 1 8</td><td>0</td><td>0</td><td>3</td><td>5</td><td>0</td><td>2</td><td>-15</td></tr> <tr><td>24 Destiny Rice</td><td>G 17:01</td><td>0-2</td><td>0-0</td><td>2-4</td><td>0 0 0</td><td>0 3</td><td>2</td><td>1</td><td>3</td><td>2</td><td>0</td><td>1</td><td>-26</td></tr> <tr><td>23 Alicia Blanton</td><td>19:32</td><td>0-2</td><td>0-0</td><td>0-2</td><td>0 1 1</td><td>2 1</td><td>0</td><td>1</td><td>0</td><td>1</td><td>0</td><td>1</td><td>0</td></tr> <tr><td>1 Mariah Stewart</td><td>11:09</td><td>0-1</td><td>0-0</td><td>1-2</td><td>0 1 1</td><td>3 1</td><td>1</td><td>0</td><td>2</td><td>1</td><td>0</td><td>0</td><td>3</td></tr> <tr><td>22 Jaylyn James</td><td>06:04</td><td>0-1</td><td>0-0</td><td>1-4</td><td>0 1 1</td><td>1 2</td><td>1</td><td>0</td><td>0</td><td>0</td><td>0</td><td>0</td><td>-11</td></tr> <tr><td>00 Ashley Jones</td><td>20:13</td><td>2-4</td><td>0-0</td><td>0-0</td><td>1 1 2</td><td>4 1 4</td><td>1</td><td>1</td><td>0</td><td>0</td><td>0</td><td>0</td><td>-29</td></tr> <tr><td>35 Wilnie Joseph</td><td>04:07</td><td>0-0</td><td>0-0</td><td>0-0</td><td>0 0 0</td><td>0 0</td><td>0</td><td>0</td><td>0</td><td>0</td><td>0</td><td>0</td><td>-14</td></tr> <tr><td>11 Imani Rothschild</td><td>09:08</td><td>0-0</td><td>0-0</td><td>0-0</td><td>0 1 1</td><td>1 1</td><td>0</td><td>0</td><td>2</td><td>0</td><td>0</td><td>0</td><td>-12</td></tr> <tr><td>25 Imani Ivery</td><td>05:49</td><td>1-3</td><td>1-3</td><td>0-0</td><td>0 1 1</td><td>1 0</td><td>3</td><td>1</td><td>0</td><td>0</td><td>0</td><td>0</td><td>-10</td></tr> <tr><td>10 Lizzy Ratcliff</td><td>03:08</td><td>0-1</td><td>0-1</td><td>0-0</td><td>0 0 0</td><td>0 0</td><td>0</td><td>0</td><td>1</td><td>1</td><td>0</td><td>0</td><td>-11</td></tr> <tr><td>Team</td><td></td><td></td><td></td><td></td><td>5 1 6</td><td></td><td></td><td></td><td></td><td></td><td></td><td></td><td></td></tr> <tr><td>Totals</td><td></td><td>15-52</td><td>1-8</td><td>10-24</td><td>15 14 29</td><td>26 21</td><td>41</td><td>4</td><td>20</td><td>12</td><td>2</td><td>9</td><td>-40</td></tr> </tbody> </table>	NO. Name	Min	FG M-A	3P M-A	FT M-A	Rebounds OR DR TOT	Fouls PF FD	TP	AS	TO	ST	Blocks BS BA	+/-	5 Tamara Johnson	F 27:47	4-13	0-2	2-3	3 5 8	3 4	10	0	5	1	2	1	-18	20 Caira Wren	F 25:16	0-2	0-0	1-4	4 0 4	0 3	1	0	0	0	0	2	-29	3 Nubia Benedict	G 31:18	4-11	0-2	3-5	1 1 2	2 4	11	0	3	1	0	2	-28	4 Lanay Wheaton	G 19:28	4-12	0-0	0-0	1 1 2	5 1 8	0	0	3	5	0	2	-15	24 Destiny Rice	G 17:01	0-2	0-0	2-4	0 0 0	0 3	2	1	3	2	0	1	-26	23 Alicia Blanton	19:32	0-2	0-0	0-2	0 1 1	2 1	0	1	0	1	0	1	0	1 Mariah Stewart	11:09	0-1	0-0	1-2	0 1 1	3 1	1	0	2	1	0	0	3	22 Jaylyn James	06:04	0-1	0-0	1-4	0 1 1	1 2	1	0	0	0	0	0	-11	00 Ashley Jones	20:13	2-4	0-0	0-0	1 1 2	4 1 4	1	1	0	0	0	0	-29	35 Wilnie Joseph	04:07	0-0	0-0	0-0	0 0 0	0 0	0	0	0	0	0	0	-14	11 Imani Rothschild	09:08	0-0	0-0	0-0	0 1 1	1 1	0	0	2	0	0	0	-12	25 Imani Ivery	05:49	1-3	1-3	0-0	0 1 1	1 0	3	1	0	0	0	0	-10	10 Lizzy Ratcliff	03:08	0-1	0-1	0-0	0 0 0	0 0	0	0	1	1	0	0	-11	Team					5 1 6									Totals		15-52	1-8	10-24	15 14 29	26 21	41	4	20	12	2	9	-40	Shooting By Period 1st FG% 3-16 18.8% 3PT% 0-2 0.0% FT% 4-10 40.0% 2nd FG% 4-10 40.0% 3PT% 0-0 0.0% FT% 5-10 50% 3rd FG% 1-13 7.7% 3PT% 0-1 0.0% FT% 1-4 25% 4th FG% 7-13 53.8% 3PT% 1-5 20.0% FT% 1-2 50% GM FG% 15-52 28.8% 3PT% 1-8 12.5% FT% 10-24 41.7% Dead Ball Rebounds: 7, 0								
NO. Name	Min	FG M-A	3P M-A	FT M-A	Rebounds OR DR TOT	Fouls PF FD	TP	AS	TO	ST	Blocks BS BA	+/-																																																																																																																																																																																																																													
5 Tamara Johnson	F 27:47	4-13	0-2	2-3	3 5 8	3 4	10	0	5	1	2	1	-18																																																																																																																																																																																																																												
20 Caira Wren	F 25:16	0-2	0-0	1-4	4 0 4	0 3	1	0	0	0	0	2	-29																																																																																																																																																																																																																												
3 Nubia Benedict	G 31:18	4-11	0-2	3-5	1 1 2	2 4	11	0	3	1	0	2	-28																																																																																																																																																																																																																												
4 Lanay Wheaton	G 19:28	4-12	0-0	0-0	1 1 2	5 1 8	0	0	3	5	0	2	-15																																																																																																																																																																																																																												
24 Destiny Rice	G 17:01	0-2	0-0	2-4	0 0 0	0 3	2	1	3	2	0	1	-26																																																																																																																																																																																																																												
23 Alicia Blanton	19:32	0-2	0-0	0-2	0 1 1	2 1	0	1	0	1	0	1	0																																																																																																																																																																																																																												
1 Mariah Stewart	11:09	0-1	0-0	1-2	0 1 1	3 1	1	0	2	1	0	0	3																																																																																																																																																																																																																												
22 Jaylyn James	06:04	0-1	0-0	1-4	0 1 1	1 2	1	0	0	0	0	0	-11																																																																																																																																																																																																																												
00 Ashley Jones	20:13	2-4	0-0	0-0	1 1 2	4 1 4	1	1	0	0	0	0	-29																																																																																																																																																																																																																												
35 Wilnie Joseph	04:07	0-0	0-0	0-0	0 0 0	0 0	0	0	0	0	0	0	-14																																																																																																																																																																																																																												
11 Imani Rothschild	09:08	0-0	0-0	0-0	0 1 1	1 1	0	0	2	0	0	0	-12																																																																																																																																																																																																																												
25 Imani Ivery	05:49	1-3	1-3	0-0	0 1 1	1 0	3	1	0	0	0	0	-10																																																																																																																																																																																																																												
10 Lizzy Ratcliff	03:08	0-1	0-1	0-0	0 0 0	0 0	0	0	1	1	0	0	-11																																																																																																																																																																																																																												
Team					5 1 6																																																																																																																																																																																																																																				
Totals		15-52	1-8	10-24	15 14 29	26 21	41	4	20	12	2	9	-40																																																																																																																																																																																																																												

Auburn - 81 Record: 7-2										Technical Fouls: NONE																																																																																																																																																																																																												
<table border="1"> <thead> <tr> <th>NO. Name</th> <th>Min</th> <th>FG M-A</th> <th>3P M-A</th> <th>FT M-A</th> <th>Rebounds OR DR TOT</th> <th>Fouls PF FD</th> <th>TP</th> <th>AS</th> <th>TO</th> <th>ST</th> <th>Blocks BS BA</th> <th>+/-</th> </tr> </thead> <tbody> <tr><td>11 Romi Levy</td><td>F 25:12</td><td>1-3</td><td>1-2</td><td>1-2</td><td>1 7 8</td><td>2 4</td><td>4</td><td>4</td><td>2</td><td>1</td><td>3</td><td>0</td><td>30</td></tr> <tr><td>3 Jakayia Johnson</td><td>G 15:17</td><td>1-1</td><td>1-1</td><td>0-0</td><td>2 1 3</td><td>2 0</td><td>3</td><td>1</td><td>1</td><td>1</td><td>0</td><td>0</td><td>26</td></tr> <tr><td>5 Aicha Coulibaly</td><td>G 28:45</td><td>6-12</td><td>1-3</td><td>2-3</td><td>2 1 6</td><td>7 4</td><td>15</td><td>0</td><td>3</td><td>0</td><td>3</td><td>1</td><td>25</td></tr> <tr><td>10 Sydney Shaw</td><td>G 29:52</td><td>5-7</td><td>3-4</td><td>2-2</td><td>0 1 1</td><td>0 3</td><td>15</td><td>6</td><td>4</td><td>1</td><td>1</td><td>0</td><td>28</td></tr> <tr><td>23 Honesty Scott-Grayson</td><td>G 31:50</td><td>4-10</td><td>3-7</td><td>2-4</td><td>1 4 5</td><td>2 6</td><td>13</td><td>3</td><td>4</td><td>2</td><td>1</td><td>0</td><td>31</td></tr> <tr><td>4 Kaitlyn Duhon</td><td>14:28</td><td>2-2</td><td>0-0</td><td>0-0</td><td>0 0 0</td><td>0 2</td><td>4</td><td>2</td><td>2</td><td>2</td><td>1</td><td>0</td><td>2</td></tr> <tr><td>51 Precious Johnson</td><td>14:48</td><td>1-2</td><td>0-0</td><td>3-4</td><td>2 0 2</td><td>3 2</td><td>5</td><td>0</td><td>1</td><td>1</td><td>0</td><td>1</td><td>0</td></tr> <tr><td>2 Sania Wells</td><td>11:05</td><td>3-5</td><td>3-5</td><td>1-2</td><td>1 1 2</td><td>2 1</td><td>10</td><td>1</td><td>3</td><td>1</td><td>0</td><td>0</td><td>7</td></tr> <tr><td>12 Mar'shaun Bostic</td><td>11:42</td><td>2-3</td><td>0-0</td><td>1-1</td><td>0 1 1</td><td>3 2</td><td>5</td><td>2</td><td>1</td><td>1</td><td>0</td><td>0</td><td>13</td></tr> <tr><td>1 Mya Pratcher</td><td>12:35</td><td>1-2</td><td>0-0</td><td>1-2</td><td>0 2 2</td><td>1 3</td><td>3</td><td>0</td><td>0</td><td>1</td><td>0</td><td>0</td><td>15</td></tr> <tr><td>24 Carsen McFadden</td><td>04:26</td><td>1-1</td><td>0-0</td><td>2-2</td><td>0 2 0</td><td>2 4</td><td>4</td><td>0</td><td>0</td><td>0</td><td>0</td><td>0</td><td>13</td></tr> <tr><td>Team</td><td></td><td></td><td></td><td></td><td>1 5 6</td><td></td><td></td><td></td><td></td><td></td><td></td><td></td><td></td></tr> <tr><td>Totals</td><td></td><td>27-48</td><td>12-22</td><td>15-23</td><td>11 28 39</td><td>21 26</td><td>81</td><td>19</td><td>24</td><td>11</td><td>9</td><td>2</td><td>40</td></tr> </tbody> </table>										NO. Name	Min	FG M-A	3P M-A	FT M-A	Rebounds OR DR TOT	Fouls PF FD	TP	AS	TO	ST	Blocks BS BA	+/-	11 Romi Levy	F 25:12	1-3	1-2	1-2	1 7 8	2 4	4	4	2	1	3	0	30	3 Jakayia Johnson	G 15:17	1-1	1-1	0-0	2 1 3	2 0	3	1	1	1	0	0	26	5 Aicha Coulibaly	G 28:45	6-12	1-3	2-3	2 1 6	7 4	15	0	3	0	3	1	25	10 Sydney Shaw	G 29:52	5-7	3-4	2-2	0 1 1	0 3	15	6	4	1	1	0	28	23 Honesty Scott-Grayson	G 31:50	4-10	3-7	2-4	1 4 5	2 6	13	3	4	2	1	0	31	4 Kaitlyn Duhon	14:28	2-2	0-0	0-0	0 0 0	0 2	4	2	2	2	1	0	2	51 Precious Johnson	14:48	1-2	0-0	3-4	2 0 2	3 2	5	0	1	1	0	1	0	2 Sania Wells	11:05	3-5	3-5	1-2	1 1 2	2 1	10	1	3	1	0	0	7	12 Mar'shaun Bostic	11:42	2-3	0-0	1-1	0 1 1	3 2	5	2	1	1	0	0	13	1 Mya Pratcher	12:35	1-2	0-0	1-2	0 2 2	1 3	3	0	0	1	0	0	15	24 Carsen McFadden	04:26	1-1	0-0	2-2	0 2 0	2 4	4	0	0	0	0	0	13	Team					1 5 6									Totals		27-48	12-22	15-23	11 28 39	21 26	81	19	24	11	9	2	40	Shooting By Period 1st FG% 6-12 50.0% 3PT% 3-6 50.0% FT% 3-4 75% 2nd FG% 6-15 40.0% 3PT% 2-5 40.0% FT% 4-9 44.4% 3rd FG% 7-10 70.0% 3PT% 4-6 66.7% FT% 3-3 100% 4th FG% 8-11 72.7% 3PT% 3-5 60.0% FT% 5-7 71.4% GM FG% 27-48 56.3% 3PT% 12-22 54.5% FT% 15-23 65.2% Dead Ball Rebounds: 4, 1									
NO. Name	Min	FG M-A	3P M-A	FT M-A	Rebounds OR DR TOT	Fouls PF FD	TP	AS	TO	ST	Blocks BS BA	+/-																																																																																																																																																																																																										
11 Romi Levy	F 25:12	1-3	1-2	1-2	1 7 8	2 4	4	4	2	1	3	0	30																																																																																																																																																																																																									
3 Jakayia Johnson	G 15:17	1-1	1-1	0-0	2 1 3	2 0	3	1	1	1	0	0	26																																																																																																																																																																																																									
5 Aicha Coulibaly	G 28:45	6-12	1-3	2-3	2 1 6	7 4	15	0	3	0	3	1	25																																																																																																																																																																																																									
10 Sydney Shaw	G 29:52	5-7	3-4	2-2	0 1 1	0 3	15	6	4	1	1	0	28																																																																																																																																																																																																									
23 Honesty Scott-Grayson	G 31:50	4-10	3-7	2-4	1 4 5	2 6	13	3	4	2	1	0	31																																																																																																																																																																																																									
4 Kaitlyn Duhon	14:28	2-2	0-0	0-0	0 0 0	0 2	4	2	2	2	1	0	2																																																																																																																																																																																																									
51 Precious Johnson	14:48	1-2	0-0	3-4	2 0 2	3 2	5	0	1	1	0	1	0																																																																																																																																																																																																									
2 Sania Wells	11:05	3-5	3-5	1-2	1 1 2	2 1	10	1	3	1	0	0	7																																																																																																																																																																																																									
12 Mar'shaun Bostic	11:42	2-3	0-0	1-1	0 1 1	3 2	5	2	1	1	0	0	13																																																																																																																																																																																																									
1 Mya Pratcher	12:35	1-2	0-0	1-2	0 2 2	1 3	3	0	0	1	0	0	15																																																																																																																																																																																																									
24 Carsen McFadden	04:26	1-1	0-0	2-2	0 2 0	2 4	4	0	0	0	0	0	13																																																																																																																																																																																																									
Team					1 5 6																																																																																																																																																																																																																	
Totals		27-48	12-22	15-23	11 28 39	21 26	81	19	24	11	9	2	40																																																																																																																																																																																																									

<table border="1"> <thead> <tr> <th>Cajuns</th> <th>Tigers</th> </tr> </thead> <tbody> <tr><td>Biggest lead</td><td>0 (1st 10:00) / 40 (4th 0:09)</td></tr> <tr><td>Best Scoring Run</td><td>6 (4th 8:35) / 12 (3rd 6:45)</td></tr> <tr><td>Lead Changes</td><td>0</td></tr> <tr><td>Times Tied</td><td>0</td></tr> <tr><td>Time with Lead</td><td>00:00 / 39:41</td></tr> </tbody> </table>	Cajuns	Tigers	Biggest lead	0 (1st 10:00) / 40 (4th 0:09)	Best Scoring Run	6 (4th 8:35) / 12 (3rd 6:45)	Lead Changes	0	Times Tied	0	Time with Lead	00:00 / 39:41	<table border="1"> <thead> <tr> <th>Points from Turnovers</th> <th>Cajuns</th> <th>Tigers</th> </tr> </thead> <tbody> <tr><td>Turnovers</td><td>17</td><td>25</td></tr> <tr><td>Paint</td><td>22</td><td>26</td></tr> <tr><td>Second Chance</td><td>5</td><td>2</td></tr> <tr><td>Fast Breaks</td><td>4</td><td>13</td></tr> <tr><td>Bench</td><td>9</td><td>31</td></tr> </tbody> </table>	Points from Turnovers	Cajuns	Tigers	Turnovers	17	25	Paint	22	26	Second Chance	5	2	Fast Breaks	4	13	Bench	9	31	<table border="1"> <thead> <tr> <th>Period by Period Scoring</th> <th>1st</th> <th>2nd</th> <th>3rd</th> <th>4th</th> <th>TOT</th> </tr> </thead> <tbody> <tr><td>Cajuns</td><td>9</td><td>13</td><td>3</td><td>16</td><td>41</td></tr> <tr><td>Tigers</td><td>18</td><td>18</td><td>21</td><td>24</td><td>81</td></tr> </tbody> </table>	Period by Period Scoring	1st	2nd	3rd	4th	TOT	Cajuns	9	13	3	16	41	Tigers	18	18	21	24	81
Cajuns	Tigers																																																	
Biggest lead	0 (1st 10:00) / 40 (4th 0:09)																																																	
Best Scoring Run	6 (4th 8:35) / 12 (3rd 6:45)																																																	
Lead Changes	0																																																	
Times Tied	0																																																	
Time with Lead	00:00 / 39:41																																																	
Points from Turnovers	Cajuns	Tigers																																																
Turnovers	17	25																																																
Paint	22	26																																																
Second Chance	5	2																																																
Fast Breaks	4	13																																																
Bench	9	31																																																
Period by Period Scoring	1st	2nd	3rd	4th	TOT																																													
Cajuns	9	13	3	16	41																																													
Tigers	18	18	21	24	81																																													

**Game 10 | Dec. 15, 2022 | Auburn, Ala.
Auburn 79, North Carolina A&T 63**

	Official Basketball Box Score - Final N.C. A&T at Auburn 12/15/22 Neville Arena, Auburn, Ala. 2022-23 Women's Basketball										Game Time: 7:00 PM Game Duration: 2:04 Attendance: 1,795																																																																																																																																																																																			
	N.C. A&T - 63 Record: 5-4										Officials: Denise Brooks, Angelica Suffman, Kevin Pethel																																																																																																																																																																																			
	<table border="1"> <thead> <tr> <th>NO. Name</th> <th>Min</th> <th>FG M-A</th> <th>3P M-A</th> <th>FT M-A</th> <th>Rebounds OR DR TOT</th> <th>Fouls PF FD</th> <th>TP</th> <th>AS</th> <th>TO</th> <th>ST</th> <th>Blocks BS BA</th> <th>+/-</th> </tr> </thead> <tbody> <tr><td>20 Talia Davis</td><td>F 22:20</td><td>1-1</td><td>0-0</td><td>3-4</td><td>2 4 6</td><td>2 2</td><td>5</td><td>0</td><td>0</td><td>1</td><td>0</td><td>0</td><td>-18</td></tr> <tr><td>33 Chaniya Clark</td><td>C 16:01</td><td>2-9</td><td>0-0</td><td>1-3</td><td>4 2 6</td><td>2 2</td><td>5</td><td>0</td><td>3</td><td>0</td><td>1</td><td>0</td><td>-8</td></tr> <tr><td>10 D'Mya Tucker</td><td>G 34:26</td><td>3-9</td><td>1-2</td><td>7-8</td><td>3 5 8</td><td>3 5</td><td>14</td><td>1</td><td>2</td><td>2</td><td>0</td><td>0</td><td>1</td></tr> <tr><td>21 Jordyn Dorsey</td><td>G 32:53</td><td>1-7</td><td>0-1</td><td>10-11</td><td>2 4 6</td><td>2 10</td><td>12</td><td>2</td><td>2</td><td>1</td><td>0</td><td>0</td><td>-13</td></tr> <tr><td>24 Maleia Bracone</td><td>G 27:50</td><td>2-7</td><td>1-2</td><td>0-0</td><td>0 4 4</td><td>5 1 5</td><td>3</td><td>6</td><td>2</td><td>0</td><td>1</td><td>-9</td></tr> <tr><td>32 Keona Curtis</td><td>14:40</td><td>2-5</td><td>1-2</td><td>0-0</td><td>0 0 0</td><td>2 0 0</td><td>5</td><td>1</td><td>3</td><td>0</td><td>0</td><td>1</td><td>7</td></tr> <tr><td>40 Jazmin Harris</td><td>23:44</td><td>3-4</td><td>0-0</td><td>3-4</td><td>0 7 7</td><td>1 3</td><td>9</td><td>0</td><td>0</td><td>0</td><td>2</td><td>0</td><td>-8</td></tr> <tr><td>2 Taliya Council</td><td>16:28</td><td>1-6</td><td>0-3</td><td>1-2</td><td>0 1 1</td><td>2 1 3</td><td>0</td><td>3</td><td>0</td><td>0</td><td>0</td><td>0</td><td>-13</td></tr> <tr><td>23 Nahndi Smith</td><td>08:23</td><td>2-3</td><td>0-0</td><td>1-1</td><td>0 0 0</td><td>0 2 5</td><td>3</td><td>0</td><td>3</td><td>1</td><td>0</td><td>0</td><td>-10</td></tr> <tr><td>12 Lovessie Taylor</td><td>03:15</td><td>0-1</td><td>0-0</td><td>0-0</td><td>0 0 0</td><td>0 0 0</td><td>0</td><td>1</td><td>1</td><td>0</td><td>0</td><td>0</td><td>-5</td></tr> <tr><td>Team</td><td></td><td></td><td></td><td></td><td>3 3 6</td><td></td><td></td><td></td><td></td><td></td><td></td><td></td><td></td></tr> <tr><td>Totals</td><td></td><td>17-52</td><td>3-10</td><td>26-33</td><td>14 30 44</td><td>19 26</td><td>63</td><td>8</td><td>27</td><td>7</td><td>3</td><td>3</td><td>-16</td></tr> </tbody> </table>	NO. Name	Min	FG M-A	3P M-A	FT M-A	Rebounds OR DR TOT	Fouls PF FD	TP	AS	TO	ST	Blocks BS BA	+/-	20 Talia Davis	F 22:20	1-1	0-0	3-4	2 4 6	2 2	5	0	0	1	0	0	-18	33 Chaniya Clark	C 16:01	2-9	0-0	1-3	4 2 6	2 2	5	0	3	0	1	0	-8	10 D'Mya Tucker	G 34:26	3-9	1-2	7-8	3 5 8	3 5	14	1	2	2	0	0	1	21 Jordyn Dorsey	G 32:53	1-7	0-1	10-11	2 4 6	2 10	12	2	2	1	0	0	-13	24 Maleia Bracone	G 27:50	2-7	1-2	0-0	0 4 4	5 1 5	3	6	2	0	1	-9	32 Keona Curtis	14:40	2-5	1-2	0-0	0 0 0	2 0 0	5	1	3	0	0	1	7	40 Jazmin Harris	23:44	3-4	0-0	3-4	0 7 7	1 3	9	0	0	0	2	0	-8	2 Taliya Council	16:28	1-6	0-3	1-2	0 1 1	2 1 3	0	3	0	0	0	0	-13	23 Nahndi Smith	08:23	2-3	0-0	1-1	0 0 0	0 2 5	3	0	3	1	0	0	-10	12 Lovessie Taylor	03:15	0-1	0-0	0-0	0 0 0	0 0 0	0	1	1	0	0	0	-5	Team					3 3 6									Totals		17-52	3-10	26-33	14 30 44	19 26	63	8	27	7	3	3	-16	Shooting By Period 1st FG% 7-19 36.8% 3PT% 0-2 0.0% FT% 4-5 80% 2nd FG% 3-10 30.0% 3PT% 0-1 0.0% FT% 6-8 75% 3rd FG% 8-14 57.1% 3PT% 2-4 50.0% FT% 8-9 88.9% 4th FG% 3-16 18.8% 3PT% 1-3 33.3% FT% 8-11 72.7% GM FG% 17-52 32.7% 3PT% 3-10 30.0% FT% 26-33 78.8% Dead Ball Rebounds: 5, 0								
NO. Name	Min	FG M-A	3P M-A	FT M-A	Rebounds OR DR TOT	Fouls PF FD	TP	AS	TO	ST	Blocks BS BA	+/-																																																																																																																																																																																		
20 Talia Davis	F 22:20	1-1	0-0	3-4	2 4 6	2 2	5	0	0	1	0	0	-18																																																																																																																																																																																	
33 Chaniya Clark	C 16:01	2-9	0-0	1-3	4 2 6	2 2	5	0	3	0	1	0	-8																																																																																																																																																																																	
10 D'Mya Tucker	G 34:26	3-9	1-2	7-8	3 5 8	3 5	14	1	2	2	0	0	1																																																																																																																																																																																	
21 Jordyn Dorsey	G 32:53	1-7	0-1	10-11	2 4 6	2 10	12	2	2	1	0	0	-13																																																																																																																																																																																	
24 Maleia Bracone	G 27:50	2-7	1-2	0-0	0 4 4	5 1 5	3	6	2	0	1	-9																																																																																																																																																																																		
32 Keona Curtis	14:40	2-5	1-2	0-0	0 0 0	2 0 0	5	1	3	0	0	1	7																																																																																																																																																																																	
40 Jazmin Harris	23:44	3-4	0-0	3-4	0 7 7	1 3	9	0	0	0	2	0	-8																																																																																																																																																																																	
2 Taliya Council	16:28	1-6	0-3	1-2	0 1 1	2 1 3	0	3	0	0	0	0	-13																																																																																																																																																																																	
23 Nahndi Smith	08:23	2-3	0-0	1-1	0 0 0	0 2 5	3	0	3	1	0	0	-10																																																																																																																																																																																	
12 Lovessie Taylor	03:15	0-1	0-0	0-0	0 0 0	0 0 0	0	1	1	0	0	0	-5																																																																																																																																																																																	
Team					3 3 6																																																																																																																																																																																									
Totals		17-52	3-10	26-33	14 30 44	19 26	63	8	27	7	3	3	-16																																																																																																																																																																																	

Auburn - 79 Record: 8-2										Technical Fouls: NONE																																																											
<table border="1"> <thead> <tr> <th>NO. Name</th> <th>Min</th> <th>FG M-A</th> <th>3P M-A</th> <th>FT M-A</th> <th>Rebounds OR DR TOT</th> <th>Fouls PF FD</th> <th>TP</th> <th>AS</th> <th>TO</th> <th>ST</th> <th>Blocks BS BA</th> <th>+/-</th> </tr> </thead> <tbody> <tr><td>11 Romi Levy</td><td>F 27:35</td><td>5-13</td><td>1-3</td><td>2-3</td><td>3 1 4</td><td>1 2</td><td>13</td><td>2</td><td>1</td><td>1</td><td>0</td><td>1</td><td>13</td></tr> <tr><td>33 Kharyssa Richardson</td><td>F 23:12</td><td>4-8</td><td>0-0</td><td>0-0</td><td>2 4 6</td><td>3 1</td><td>8</td><td>0</td><td>1</td><td>0</td><td>1</td><td>2</td><td>16</td></tr> <tr><td>10 Sydney Shaw</td><td>G 33:15</td><td>5-12</td><td>2-6</td><td>2-2</td><td>0 3 3</td><td>2 3</td><td>14</td><td>5</td><td>1</td><td>0</td><td>0</td><td>0</td><td>27</td></tr> <tr><td>12 Mar'shaun Bostic</td><td>G 18:05</td><td>1-2</td><td>0-0</td><td>1-</td></tr></tbody></table>										NO. Name	Min	FG M-A	3P M-A	FT M-A	Rebounds OR DR TOT	Fouls PF FD	TP	AS	TO	ST	Blocks BS BA	+/-	11 Romi Levy	F 27:35	5-13	1-3	2-3	3 1 4	1 2	13	2	1	1	0	1	13	33 Kharyssa Richardson	F 23:12	4-8	0-0	0-0	2 4 6	3 1	8	0	1	0	1	2	16	10 Sydney Shaw	G 33:15	5-12	2-6	2-2	0 3 3	2 3	14	5	1	0	0	0	27	12 Mar'shaun Bostic	G 18:05	1-2	0-0	1-
NO. Name	Min	FG M-A	3P M-A	FT M-A	Rebounds OR DR TOT	Fouls PF FD	TP	AS	TO	ST	Blocks BS BA	+/-																																																									
11 Romi Levy	F 27:35	5-13	1-3	2-3	3 1 4	1 2	13	2	1	1	0	1	13																																																								
33 Kharyssa Richardson	F 23:12	4-8	0-0	0-0	2 4 6	3 1	8	0	1	0	1	2	16																																																								
10 Sydney Shaw	G 33:15	5-12	2-6	2-2	0 3 3	2 3	14	5	1	0	0	0	27																																																								
12 Mar'shaun Bostic	G 18:05	1-2	0-0	1-																																																																	

Game 12 | Dec. 20, 2022 | Auburn, Ala.
Auburn 77, North Florida 49

Game 13 | Dec. 29, 2022 | Oxford, Miss.
Auburn at Ole Miss



Official Basketball Box Score - Final
North Florida at Auburn
12/20/22 Neville Arena, Auburn, Ala.
2022-23 Women's Basketball

Game Time: 12:00 PM
Game Duration: 2:01
Attendance: 1,984

Officials: Billy Smith, Joseph Vaszily, Karen Presto

North Florida - 49 Record: 3-6

NO.	Name	Min	FG M-A	3P M-A	FT M-A	Rebounds OR DR TOT	Fouls PF FD	TP	AS	TO	ST	Blocks BS BA	+/-
40	Emma Broermann	F 16:06	1-5	0-0	2-4	2 2 4	4 2 4	4	1	1	0	0 1	-5
5	Helena Rafnsdottir	G 24:50	1-6	0-0	1-2	1 2 3	4 2 3	3	1	4	0	0 2	-19
12	Kala Rougier	G 29:44	3-9	0-3	2-2	1 5 6	0 3 8	2	5	2	0	2	-18
22	Lyric Swann	G 34:44	6-16	5-7	2-2	1 5 6	1 0 19	0	6	2	0	2	-31
23	Jaelyn Swann	G 26:52	1-9	1-7	0-0	1 5 6	0 1 3	1	3	0	0	0	-24
21	Elysa Wesolek	16:52	1-2	0-0	0-0	0 1 1	2 1 2	0	2	0	0	0	-15
4	Sarah Taub	28:38	2-5	0-0	2-2	1 2 3	3 4 6	2	2	2	0	0	-7
13	Selma Eklund	13:10	0-1	0-0	1-4	0 1 1	1 3 1	1	0	0	0	0	-11
10	Maddie Millar	09:04	1-2	1-1	0-0	0 0 0	1 0 3	0	1	1	0	0	-10
Team						3 1 4		0	1				
Totals			16-55	7-18	10-16	10 24 34	16 16	49	7	25	7	0 7	-28

Shooting By Period

1st	2nd	3rd	4th	GM
FG%	5-13 38.5%	3-13 23.1%	4-14 28.6%	16-55 29.1%
3PT%	2-6 33.3%	1-3 33.3%	3-5 60.0%	7-18 38.9%
FT%	1-2 50%	3-4 75%	5-6 83.3%	10-16 62.5%

GM FG%: 16-55 29.1%
3PT%: 7-18 38.9%
FT%: 10-16 62.5%

Dead Ball Rebounds: 6.1

Technical Fouls: NONE

Auburn - 77 Record: 10-2

NO.	Name	Min	FG M-A	3P M-A	FT M-A	Rebounds OR DR TOT	Fouls PF FD	TP	AS	TO	ST	Blocks BS BA	+/-
11	Romi Levy	F 20:12	6-6	0-0	2-2	1 4 5	1 1 14	2	2	2	2	1 0	21
33	Kharyssa Richardson	F 25:37	3-6	0-0	4-5	0 6 6	3 4 10	0	2	1	0	0 0	20
3	Jakayla Johnson	G 19:09	1-4	0-1	1-2	0 1 1	0 1 3	1	0	2	1	0 0	19
10	Sydney Shaw	G 30:10	5-12	3-5	1-2	0 2 2	1 2 14	4	2	4	0	0 0	19
23	Honesty Scott-Grayson	G 24:15	6-9	2-2	3-4	0 2 2	3 4 17	2	0	2	1	0 0	19
1	Mya Pratcher	17:44	0-2	0-0	0-0	0 3 3	1 1 1	0	0	3	0	2 0	6
2	Sania Wells	18:54	3-5	1-3	0-0	0 0 0	2 1 7	1	4	1	0	0 6	6
4	Kaitlyn Duhon	16:56	3-8	0-1	0-0	1 6 7	0 0 6	0	2	0	1	0 7	7
12	Mar'shaun Bostic	08:53	2-2	0-0	0-0	0 1 1	4 1 4	3	1	2	0	0 10	10
51	Precious Johnson	12:23	1-3	0-0	0-0	1 0 1	0 1 2	0	0	1	1	1 0	5
20	Oyindamola Akinbolawa	02:00	0-0	0-0	0-0	0 0 0	1 0 0	0	0	2	0	0 0	3
24	Carsen McFadden	03:47	0-0	0-0	0-0	1 1 2	0 0 0	0	0	0	0	0 0	5
Team						1 2 3		0	1				
Totals			30-57	6-12	11-15	5 28 33	16 16	77	13	20	15	7 0	28

Shooting By Period

1st	2nd	3rd	4th	GM
FG%	8-14 57.1%	7-14 50.0%	8-14 57.1%	30-57 52.6%
3PT%	2-4 50.0%	1-2 50.0%	1-3 33.3%	6-12 50.0%
FT%	2-2 100%	3-4 75%	5-7 71.4%	11-15 73.3%

GM FG%: 30-57 52.6%
3PT%: 6-12 50.0%
FT%: 11-15 73.3%

Dead Ball Rebounds: 1.1

Technical Fouls: NONE

	UNF	Auburn	Points from	UNF	Auburn	Period by Period Scoring					
Biggest lead	1 (1st 4:54)	28 (4th 0:09)	Turnovers	11	25	1st	2nd	3rd	4th	TOT	
Best Scoring Run	5 (1st 4:54)	13 (2nd 7:56)	Paint	8	28	UNF	13	10	16	10	49
Lead Changes	2		Second Chance	10	4	Auburn	20	18	22	17	77
Times Tied	2		Fast Breaks	2	20						
Time with Lead	00:14	37:34	Bench	12	19						

Game 14 | Jan. 1, 2023 | Auburn, Ala.
Auburn vs. Missouri

Game 15 | Jan. 5, 2023 | Columbia, S.C.
Auburn at #1 South Carolina



2022-23 Auburn Women's Basketball Combined Team Statistics All games

Page 1/1
as of Dec 20, 2022

Game Records

Record	Overall	Home	Away	Neutral
ALL GAMES	10-2	9-1	0-0	1-1
CONFERENCE	0-0	0-0	0-0	0-0
NON-CONFERENCE	10-2	9-1	0-0	1-1

Score by Periods

Team	1st	2nd	3rd	4th	OT	TOT
Auburn	221	246	248	224	0	939
Opponents	153	174	168	202	0	697

Team Box Score

No.	Player				Total		3-Point		F-Throw		Rebounds											
		GP-GS	MIN	AVG	FG-FGA	FG%	3FG-3FGA	3FG%	FT-FTA	FT%	OFF	DEF	TOT	AVG	PF	DQ	A	TO	BLK	STL	PTS	AVG
5	COULIBALY, Aicha	9-9	258:51	28.8	51-119	.429	6-22	.273	43-55	.782	18	37	55	6.1	19	0	18	17	11	21	151	16.8
23	SCOTT-GRAYSON, Honesty	12-12	306:23	25.5	67-140	.479	25-51	.490	31-41	.756	7	39	46	3.8	32	1	27	29	8	22	190	15.8
10	SHAW, Sydney	12-11	305:27	25.5	43-103	.417	21-51	.412	7-8	.875	2	25	27	2.3	12	0	46	26	4	13	114	9.5
11	LEVY, Romi	10-6	218:05	21.8	35-64	.547	6-13	.462	13-17	.765	17	40	57	5.7	17	0	7	15	11	13	89	8.9
4	DUHON, Kaitlyn	12-6	221:22	18.4	33-75	.440	1-8	.125	13-18	.722	18	21	39	3.3	32	0	7	13	11	12	80	6.7
33	RICHARDSON, Kharyssa	9-9	185:47	20.6	25-53	.472	0-3	.000	6-9	.667	18	31	49	5.4	23	0	1	15	7	11	56	6.2
2	WELLS, Sania	12-1	195:24	16.3	26-71	.366	10-30	.333	10-16	.625	6	19	25	2.1	15	0	17	18	7	12	72	6.0
12	BOSTIC, Mar'shaun	12-2	164:19	13.7	21-44	.477	1-2	.500	13-20	.650	7	12	19	1.6	28	0	21	16	2	12	56	4.7
51	JOHNSON, Precious	10-0	154:12	15.4	17-32	.531	0-0	.000	11-18	.611	27	10	37	3.7	19	0	0	12	3	4	45	4.5
3	JOHNSON, Jakayla	11-4	162:32	14.8	15-37	.405	4-9	.444	7-9	.778	10	12	22	2.0	14	0	6	6	4	10	41	3.7
1	PRATCHER, Mya	11-0	148:59	13.5	8-25	.320	0-1	.000	13-19	.684	11	26	37	3.4	18	0	3	18	8	7	29	2.6
0	GRAVES, Amoura	3-0	40:36	13.5	2-6	.333	1-4	.250	0-0	.000	2	4	6	2.0	4	0	3	3	2	1	5	1.7
24	MCFADDEN, Carsen	8-0	36:03	4.5	4-15	.267	1-5	.200	2-3	.667	5	4	9	1.1	4	0	1	1	0	2	11	1.4
20	AKINBOLAWA, Oyindamola	1-0	02:00	2.0	0-0	.000	0-0	.000	0-0	.000	0	0	0	0.0	1	0	0	2	0	0	0	0.0
Team											21	27	48					5				
Total		12	2400		347-784	.443	76-199	.382	169-233	.725	169	307	476	39.7	238	1	167	196	78	140	939	78.3
Opponents		12	2398		233-673	.346	47-166	.283	184-268	.687	159	285	444	37.0	227	6	93	269	23	93	697	58.1

Team Statistics

	AUB	OPP
Scoring	939	697
Points per game	78.3	58.1
Scoring margin	+20.2	-
Field goals-att	347-784	233-673
Field goal pct	.443	.346
3 point fg-att	76-199	47-166
3-point FG pct	.382	.283
3-pt FG made per game	6.3	3.9
Free throws-att	169-233	184-268
Free throw pct	.725	.687
F-Throws made per game	14.1	15.3
Rebounds	476	444
Rebounds per game	39.7	37.0
Rebounding margin	+2.7	-
Assists	167	93
Assists per game	13.9	7.8
Turnovers	196	269
Turnovers per game	16.3	22.4
Turnover margin	+6.1	-
Assist/turnover ratio	0.9	0.3
Steals	140	93
Steals per game	11.7	7.8
Blocks	78	23
Blocks per game	6.5	1.9
Winning streak	7	-
Home win streak	7	-
Attendance	19851	0
Home games-Avg/Game	10-1985	0-0
Neutral site-Avg/Game	-	2-547

Team Results

Date	Opponent		Score	Att.
11/08/2022	Sam Houston	W	90-76	1913
11/10/2022	South Alabama	W	71-62	1955
11/16/2022	Georgia Tech	L	51-57	1932
11/20/2022	Alabama St.	W	88-49	2065
11/25/2022	vs Indiana	L	81-96	0
11/26/2022	vs Colorado St.	W	74-73	1093
11/30/2022	Little Rock	W	70-48	1855
12/03/2022	UCF	W	86-46	1892
12/11/2022	Louisiana	W	81-41	2447
12/15/2022	N.C. A&T	W	79-63	1795
12/18/2022	Samford	W	91-37	2013
12/20/2022	North Florida	W	77-49	1984



Amoura Graves
Sophomore • G • 6-0
Ponchatoula, La.
Ponchatoula HS



Mya Pratcher
Freshman • F • 6-1
Memphis, Tenn.
Bartlett HS




Sania Wells
Senior • G • 5-7
Moss Point, Miss.
East Central HS



Jakayla Johnson
Junior • G • 5-9
Clinton, Miss.
Jones College




Kaitlyn Duhon
Freshman • G • 5-10
Houston, Texas
Summer Creek HS



Aicha Coulibaly
Junior • G • 6-0
Mali
IMG Academy (Fla.)



Sydney Shaw
Freshman • G • 5-9
Macungie, Pa.
Emmaus HS



Romi Levy
R-Sophomore • F • 6-3
Herzliya, Israel
Hof Hasharon HS



Mar'Shaun Bostic
Sophomore • G • 5-8
Florissant, Mo.
Vashon HS



Oyindamola Akinbolawa
Freshman • C • 6-5
Lagos, Nigeria




Audia Young
Freshman • G • 5-9
Tallahassee, Fla.
Florida State Univ. HS



Honesty Scott-Grayson
R-Senior • G • 5-9
Brick, N.J.
Baylor



Carsen McFadden
Junior • G • 5-7
Fairview, Texas
Lovejoy HS



Kharyssa Richardson
Freshman • F • 6-2
Douglasville, Ga.
New Manchester HS



Precious Johnson
Junior • C • 6-5
Baytown, Texas
Texas



Johnnie Harris
Head Coach (2nd year)
Pine Bluff, Ark.
Arkansas Baptist (1996)



Fred Williams
Associate Head Coach
Inglewood, Calif.
Boise State (1979)



Damitria Buchanan
Associate Head Coach
Houston, Texas
Texas A&M (2010)



Ketara Chapel
Assistant Coach
Temple, Texas
Mississippi State (2017)