



LITTLE ROCK

2022-23 WOMEN'S BASKETBALL



6 NCAA APPEARANCES // 5 WNIT APPEARANCES // 10 SUN BELT CHAMPIONSHIPS // 12 20+ WIN SEASONS

LITTLE ROCK [1-3] AT AUBURN [3-2]

Wednesday, Nov. 30 - Noon CT - Neville Arena (9,121) - Auburn, Ala.

#LittleRocksTeam • @LittleRockWBB

THE MATCHUP



SERIES BREAKDOWN

Overall: 1-1

At Auburn: First Meeting

Foley vs. AU: 1-0

Harris vs. LR: 0-1

Current Streak: LR, 1



JOE FOLEY

Overall: 834-298
Years: 36th
At Little Rock: 378-217
Years: 20th

JOHNNIE HARRIS

Overall: 14-20
Years: Second
At Auburn: 14-20
Years: Second

BY THE NUMBERS

1

Wednesday's game marks the first time Little Rock has ever visited The Plains.

3

More chances this season the Trojans have to claim a win over an SEC team for the third straight year.

6

Number of coaches with floors currently named for them after Joe Foley Court was dedicated on Nov. 13.

2

Number of starters Little Rock is currently missing from its active roster due to various reasons.

TALE OF THE TAPE

LR	COMPARISON	AU
52.8	POINTS PER GAME	75.8
-17.5	SCORING MARGIN	+7.0
.342	FG%	.413
.194	3FG%	.313
.595	FT%	.721
32.0	REB PER GAME	39.7
10.8	AST PER GAME	13.3
5.8	STL PER GAME	9.7
1.3	BLK PER GAME	5.7
0.7	AST-TO RATIO	0.8

A LITTLE ROCK WIN WOULD...

- Give Little Rock a win over an SEC opponent for the third consecutive year.
- Move Joe Foley to 2-0 against Auburn all-time.
- Keep Johnnie Harris's streak in the series alive.
- Snap the Trojans' three-game skid.
- Register Joe Foley's 835th win as a head coach (but who's counting?).
- Give Joe Foley his 379th win as head coach of the Trojans.
- Be better than a loss.

PROJECTED STARTERS

(Based on Recent Games)



10

JAIYAH HARRIS-SMITH

5-6 • G • So.
Miami, Fla. • Ole Miss

MIN	PPG	FG%	REB	AST
34.8	7.5	32.0%	7.3	5.0




12

TIA HARVEY

5-9 • G • Jr.
Sachse, Texas • Sachse HS

MIN	PPG	FG%	3FG%	AST
39.9	12.3	32.8%	11.1%	2.0



11

FAITH LEE

5-11 • F • Fr.
Monroe, La. • Ouachita Parish HS

MIN	PPG	FG%	REB	STL
30.7	10.8	41.5%	2.5	1.0



32

NIKKI METCALFE

6-2 • F • Gr.
Melbourne, Australia • Arkansas Tech

MIN	PPG	FG%	REB	BLK
29.9	7.5	36.1%	4.5	1.0



34

ANGELIQUE FRANCIS

5-11 • F • Sr.
Irving, Texas • MacArthur HS

MIN	PPG	FG%	REB	BLK
27.6	6.5	55.6%	8.5	0.0

STATISTICAL LEADERS

POINTS PER GAME

LR	Tia Harvey	12.3
AU	Aicha Coulibaly	18.8

REBOUNDS PER GAME

LR	Jaiyah Harris-Smith	7.3
AU	Aicha Coulibaly	5.7

ASSISTS PER GAME

LR	Jaiyah Harris-Smith	5.0
AU	Sydney Shaw	3.3

STEALS PER GAME

LR	Tia Harvey/Jaiyah Harris-Smith	1.3
AU	Aicha Coulibaly	3.2

BLOCKS PER GAME

LR	Nikki Metcalfe	1.0
AU	Aicha Coulibaly	1.0

3-POINTERS

LR	Toyosi Abiola	4
AU	Sydney Shaw	10

FIELD GOAL PCT.

LR	Angelique Francis	.556
AU	Precious Johnson	.538

FREE THROW PCT.

LR	Nikki Metcalfe	1.000
AU	Sydney Shaw	1.000

OPENING TIP

- Little Rock hits the road for the first time this season with a noon tip Wednesday at Auburn. This marks the third of five SEC games for the Trojans this season.
- Call the cops - Aicha Coulibaly ranks 22nd nationally in steals per game (3.17).
- Lions and Tigers, oh my! Wednesday's game marks the second time the Trojans will battle a ferocious feline on the hardwood. Is Neville Arena a Carol Baskin-free zone? This season marks Little Rock's inaugural campaign in the Ohio Valley Conference.
- Joe Foley has reached 800+ career wins, ranking him third in the nation among active Division I head coaches.
- Little Rock continues its mantra of playing the toughest competition available in the non-conference slate. The Trojans will face five Southeastern Conference (SEC) teams along with Missouri State before opening OVC play.

SCHEDULE & RESULTS

NOVEMBER

10	UA-PINE BLUFF	ESPN+	W	60-56
13	OLE MISS ¹	ESPN+	L	40-58
20	ARKANSAS	ESPN+	L	49-93
23	ORAL ROBERTS	ESPN+	L	62-74
30	at Auburn	SECN+		Noon

DECEMBER

3	at Central Arkansas ¹⁻⁴⁰	ESPN+		1 p.m.
6	TEXAS A&M	ESPN+		6:30 P.M.
11	at Western Kentucky	ESPN+		2 p.m.
15	at Alabama	SECN+		6 p.m.
18	ARKANSAS STATE	ESPN+		1 P.M.
21	at Missouri State	ESPN+		1 p.m.
29	UT MARTIN*	ESPN+		5 P.M.
31	at Tennessee State*	ESPN+		1 p.m.

JANUARY

5	LINDENWOOD*	ESPN+		5 P.M.
7	SOUTHEAST MISSOURI*	ESPN+		1 P.M.
12	at Southern Indiana*	ESPN+		5 p.m.
14	at Eastern Illinois*	ESPN+		1 p.m.
19	TENNESSEE TECH*	ESPN+		5 P.M.
21	TENNESSEE STATE*	ESPN+		1 P.M.
26	at Morehead State*	ESPN+		4 p.m.
28	at Tennessee Tech*	ESPN+		1 p.m.

FEBRUARY

2	at Southeast Missouri*	ESPN+		5 p.m.
4	SIUE*	ESPN+		1 P.M.
9	MOREHEAD STATE*	ESPN+		11:30 A.M.
11	at UT Martin*	ESPN+		1 p.m.
16	SOUTHERN INDIANA*	ESPN+		5 P.M.
18	EASTERN ILLINOIS*	ESPN+		1 P.M.
23	at SIUE*	ESPN+		5 p.m.
25	at Lindenwood*	ESPN+		1 p.m.

MARCH

1-4	vs. TBD ²	ESPN+		TBD
-----	----------------------	-------	--	-----

All times Central and subject to change.

Home games in **BOLD CAPS**.

* - denotes Ohio Valley Conference game

¹⁻⁴⁰ - Governor's I-40 Showdown

¹ - Joe Foley Court Dedication Game

² - Ohio Valley Conference Tournament (Evansville, Ind.)

BROADCAST INFO

TELEVISION

Play-by-Play:
Brit Bowen

Analyst:
Larry DiChiara



RADIO

Play-by-Play:
Trey Schapp



920 AM

COMMUNICATIONS

WBB CONTACT

PATRICK T. WALSH

Director of Communications & Brand Strategy

e: ptwalsh@ualr.edu

o: 501-916-5381

c: 318-514-9203

QUICK FACTS
GENERAL INFORMATION

Full Name	University of Arkansas at Little Rock
Preferred Name	Little Rock
Founded	1927
Enrollment	8,103(Fall 2022)
Nickname	Trojans
Colors	Maron and White
Arena	Jack Stephens Center
Capacity	5,600
NCAA Division/Conference	I/Ohio Valley
Chancellor	Dr. Christina Drale
Athletics Director	George Lee
SWA	Maggie Strange
Ticket Office	501-916-3257

ATHLETIC COMMUNICATIONS

Dir. of Comms& Brand Strat./WBB	Patrick T. Walsh
Office Phone	501-916-5381
Cell Phone	318-514-9203
Email	ptwalsh@ualr.edu
Office Address	2801 S. University Ave Little Rock, AR 72204-1099
Website	www.LRTrojans.com

COACHING STAFF

Head Coach:	Joe Foley
Alma Mater, Year:	Central Arkansas, 1979
Record at School (Years):	377-214 (19)
Career Record (Years):	833-295 (35)
Assistant Coach:	Bobby Brasel
Alma Mater, Year:	Texas-Permian Basin, 1993
Assistant Coach:	Alicia Cash
Alma Mater, Year:	Little Rock, 2005
Assistant Coach:	Steve Widower
Alma Mater, Year:	Arkansas State, 1987
Director of Operations:	Raeyana DeGray
Alma Mater, Year:	Little Rock, 2017
Women's Basketball Office Phone	501-569-3420
Athletic Trianer	Ronnie Harlow

TEAM INFORMATION

2021-22 Record	17-10
Sun Belt Record (Finish)	8-4 (T-4th)
Sun Belt Championship	2-1
Sun Belt Championship All-Time Record	29-17
Postseason	N/A
Starters Returning/Lost:	2/3
Letterwinners Returning/Lost:	4/6
Newcomers:	8

WOMEN'S BASKETBALL HISTORY

First Season of Basketball	1969
First Season of Division I	1999
Overall All-Time Record	497-555 (.472)
Overall Division I Record	374-271 (.580)
SBC Division Championships (ended 2012-13)	6
	2007-08, 2008-09, 2009-10, 2010-11, 2011-12, 2012-13
Regular Season Conference Championships	6
	2009-10, 2010-11, 2014-15, 2016-17, 2017-18, 2018-19
Sun Belt Tournament Championships	5
	2011, 2012, 2015, 2018, 2019
Last Postseason	2019 NCAA Tournament
NCAA Tournament Appearances	6
All-Time Record	2-6
Last Appearance	2019
Result(s)	L, 51-68 (vs. Gonzaga)
WNIT Appearances	5
All-Time Record	1-5
Last Appearance	2017
Result(s)	W, 77-62 (at Southern Miss) L, 53-55 (at Alabama)

I DON'T THINK WE'RE IN (AR)KANSAS ANYMORE, TOTO

For the first time this season, Little Rock will play away from the Jack Stephens Center when the Trojans tip-off at Auburn at Noon on Wednesday, Nov. 30. Little Rock opened the 2022-23 campaign with a school-record four consecutive home games to start the season and this week's contest on The Plains marks the first contest away from the Capital City for the Trojans.

FAMILIAR FACE

When Little Rock tips off at Auburn on Wednesday, the Trojans will see a familiar face on the sideline. Auburn Head Coach Johnnie Harris was a two-year assistant coach for the Trojans right as Little Rock reinstated its women's basketball program, serving as a graduate assistant coach during the 1999-2000 season then earning a promotion to full-time assistant coach for the 2000-01 season. Harris was on the Trojans staff when Little Rock faced Auburn in the first-ever meeting between the two programs, a neutral site battle in Tampa, Florida during the 2000-01 season. Here's hoping her luck in the series continues on Wednesday.

FRANCIS IS OFFENSIVE

Trojan forward Angelique Francis enters this game averaging 5.0 offensive rebounds per game, a hefty mark that ranks the senior seventh in the nation (without minimums). Francis's 8.5 total rebounds per game ranks the veteran 95th in the nation and first in the Ohio Valley Conference.

WELCOME BACK

Part of the reason Angelique Francis is so highly ranked in rebounds is due to the fact that the senior recorded a career-high 15 rebounds in the Nov. 23 game against Oral Roberts. Not only did she record 15 rebounds - the most of any Trojan this season to that point - but she also scored 11 points to register the first double-double by any Little Rock player so far this year.

MOST IN THE OVC

The 15 rebounds that Angelique Francis recorded in the Nov. 23 game against Oral Roberts was not just a career-high mark, it also tied for the most rebounds any OVC player has recorded in a game so far this year (as of Nov. 28). That matches the 15 rebounds grabbed by UT Martin's Sharnecce Currie-Jelks against Troy on Nov. 10. Kudos to Miss Currie-Jelks for an outstanding performance!

FORCING THE ISSUE

Little Rock enters this game ranked 92nd in the nation and third in the OVC by forcing an average of 19.0 turnovers per game. If you haven't been paying attention, that's no surprise with the suffocating defense for which Joe Foley-coached teams are usually known.

POSITIVE MARGINS

The Trojans have found initial success this season creating a positive turnover margin, entering this game with a +3.0 turnover margin so far this season. That places Little Rock 92nd in the nation and third in the OVC.

CHARGE IT

Little Rock's defense is not a cash-operating group. The Trojans have drawn 11 charges through four games so far this year, averaging 2.75 charges drawn per game. Little Rock came out of the gate with its stingy defense, drawing five charges in the season-opener against Arkansas-Pine Bluff on Nov. 10. That's the most in a single game in recent memory. Last year, the Trojans drew four charges at South Alabama in a 74-52 win in Mobile.

CALL HER A SERVER...

... because she can dish it out. Entering Sunday's matchup against the Hogs, Jaiyah Harris-Smith ranks 44th in the country and second in the Ohio Valley Conference in assists per game, averaging 5.0 dishes per contest.

SERVED ON THE BOARDS

Harris-Smith does more than just dish it out, she also isn't afraid to go get it for herself. The sophomore ranks second in the OVC with an average of 7.2 rebounds per game, having grabbed 29 boards in four games so far. That mark ranks 193rd in the nation.

SETTING THE STANDARD

We may be the new kids on the block, but we're not afraid to set the standard as Little Rock embarks on its first season in the Ohio Valley Conference. The Trojans will be the only OVC team to host a Power 5 school in basketball - in either men's or women's. Joe Foley's Trojans will host three Southeastern Conference schools - Ole Miss, Arkansas and Texas A&M - as part of a five-SEC game non-conference schedule (at Auburn, at Alabama).

Little Rock's five Power 5 opponents accounts for 31% of the OVC's Power 5 games this year and is the most of any OVC team, followed by SIUE (four - Purdue, Iowa State, Louisville, Washington), Southeast Missouri (three - Ole Miss, Missouri, Kansas), UT Martin (two - Missouri, Vanderbilt), Eastern Illinois (one - Minnesota) and Morehead State (one - Kentucky).

ABOUT AUBURN

- ★ Auburn enters Wednesday's game with a 4-2 record, including a 3-1 mark at home, and is returning from an eventful trip to Las Vegas.
- ★ The Tigers' two losses on the year include a 57-51 decision at home to Georgia Tech and a 96-81 ballroom waltz against No. 6/5 Indiana. Auburn edged Colroado State, 74-73, in its last game.
- ★ Auburn enters the contest ranked 12th in the nation by averaging 16.8 offensive rebounds per game, anumber that ranks them fifth in the SEC.
- ★ The women on The Plains rank 17th in the nation in blocks per game (5.7), a mark that ranks them fourth in the SEC.
- ★ Auburn's Aicha Coulibaly is the top player to watch, ranking 10th nationally with 37 made free throws and 15th nationally with 48 free throw attempts. Super Secret Game Plan for Wednesday is to not foul her.
- ★ Coulibaly also ranks 22nd nationally in steals per game (3.17) and 26th nationally in total steals (19). Both marks rank second in the SEC. Thievery is afoot.
- ★ Sydney Shaw ranks in the top 15 in the SEC in assist-to-turnover ratio (1.43) and in assists per game (3.3).
- ★ Johnnie Harris is in her second season leading Auburn. We like her career record in this Little Rock-Auburn series.
- ★ Although their nickname is the Tigers, Auburn fans are often found to be chanting "War Eagle!" This is in reference to an 1892 football game against Georgia when an Auburn fan had his pet eagle at the game. The eagle broke free and circled the field as Auburn put together a game-winning drive. History won't likely be repeated Wednesday as we believe pets are not allowed inside Neville Arena (we hope no one brings a service eagle).
- ★ In an era where gender fluidity is becoming the norm, Little Rock embraces all teams who are mascot-fluid.

SERIES HISTORY VS. AUBURN

- ★ This will be the third meeting between Little Rock and Auburn in a series that dates back to 2000.
- ★ Wednesday's contest marks Little Rock's first-ever visit to The Plains.
- ★ The Trojans are looking to take a lead in the series for the first time bringing the series record even at 1-1 after last year's win over Auburn.
- ★ Little Rock won last year's meeting in the Capital City with a thrilling 57-49 victory where the Maroon and Silver led for over 39 minutes.
- ★ Angelique Francis (2 points, 7 rebounds in 29 minutes) and Tia Harvey (4 points, 2 reboundbs in 24 minutes) are the only two Trojans that played in last year's win that are available for Wednesday's game.

TROJANS VS. THE SOUTHEASTERN CONFERENCE

Alabama	0-1
Arkansas	0-5
Auburn	1-1
Florida	0-0
Georgia	0-0
Kentucky	0-0
LSU	1-6
Ole Miss (Mississippi)	1-6
Mississippi State	0-11
Missouri	0-0
South Carolina	0-0
Tennessee	0-0
Texas A&M	2-12
Vanderbilt	2-0
TOTAL	7-41

SERIES HISTORY

THE BASICS

Overall	1-1
In Little Rock	1-0
In Auburn	First Meeting
Neutral/Unknown Sites	0-1
Streak	Won 1
Foley vs. Opponent	1-0

LAST 10 MEETINGS (1-1)

Date	Location	Result	Score
12/2/2000	Tampa, Fla.	L	37-106
11/24/2021	Little Rock	W	57-49
11/30/2022	Auburn	-	-

LAST FIVE AT AUBURN (0-0)

Date	Location	Result	Score
11/30/2022	Auburn	-	-

LAST MEETING

Little Rock 57, Auburn 49
in Little Rock, Ark.; Nov. 24, 2021

VISITORS: Auburn 2-3

#	Player	TOT 3-PT										
		fg-a	fg-a	ft-A	reb	tp	pf	a	to	blk	s	min
02	Wells,Sania	* 4-17	1-5	2-3	4	1	11	2	3	0	0	36
05	Coulibaly,Aicha	* 5-8	0-0	0-3	5	4	10	0	7	0	2	27
23	Scott-Grayson,Honesty	* 2-10	0-3	2-4	7	3	6	1	2	0	1	28
03	Hughes,Annie	* 2-8	1-4	0-0	3	1	5	2	0	0	1	28
10	White,Kiyae'	* 0-2	0-0	4-4	6	2	4	1	2	0	0	22
12	Bostic,Mar'shaun	3-4	0-0	0-0	1	3	6	1	0	0	1	11
14	Jordan,Jala	2-5	0-1	0-0	5	4	4	0	2	1	0	20
00	Graves,Amoura	1-4	0-2	0-0	4	1	2	0	0	0	0	16
01	Wiggins,Xaria	0-0	0-0	1-2	0	0	1	0	0	0	0	5
20	Onwumelu,Adaora	0-1	0-0	0-0	2	0	0	0	0	0	0	7
TM	TEAM	0-0	0-0	0-0	2	0	0	0	1	0	0	0
Totals		-	19-59	2-15	9-16	39	19	49	7	17	1	5 200
TOTAL FG%	1st Half: 9-29	31.0%	2nd Half: 10-30	33.3%	Game: 32.2%	DB						
3-Pt. FG%	1st Half: 2-8	25.0%	2nd Half: 0-7	0.0%	Game: 13.3%	REB						
F.Throw %	1st Half: 4-5	80.0%	2nd Half: 5-11	45.5%	Game: 56.3%	4.0						

HOME TEAM: Little Rock 4-1

#	Player	TOT 3-PT										
		fg-a	fg-a	ft-A	reb	tp	pf	a	to	blk	s	min
02	Kourouma,Sali	* 7-12	2-5	0-2	3	5	16	0	2	1	1	29
10	Vornes,Krystan	* 5-9	0-0	4-6	10	2	14	0	1	0	1	34
24	Caicedo,Mayra	* 5-5	1-1	2-2	3	4	13	8	4	0	3	32
13	Johnson,Dariel	* 3-7	0-0	0-0	5	4	6	0	2	1	1	34
12	Harvey,Tia	* 1-7	0-1	2-5	2	2	4	2	5	0	0	24
34	Francis,Angelique	0-1	0-0	2-2	7	1	2	3	0	1	2	29
00	Potter,Raziya	1-7	0-2	0-2	1	2	2	0	0	0	0	18
TM	TEAM	0-0	0-0	0-0	5	0	0	0	2	0	0	0
Totals		-	22-48	3-910-19	36	20	57	13	16	3	8 200	
TOTAL FG%	1st Half: 11-27	46.7%	2nd Half: 11-21	52.4%	Game: 45.8%	DB						
3-Pt. FG%	1st Half: 1-4	25.0%	2nd Half: 2-5	40.0%	Game: 33.3%	REB						
F.Throw %	1st Half: 4-7	57.1%	2nd Half: 6-12	50.0%	Game: 52.6%	4.0						

Officials: Chaney Muench, Ifeyinwa Seales, Eric Koch

Technical fouls: Auburn-None; Little Rock-None.

Attendance: 656

Score by Periods	1st	2nd	3rd	4th	OT	Total
Auburn	11	13	10	15	-	49
Little Rock	17	10	16	14	-	57

Points in the paint-AU 30,LR 26. Points off turnovers-AU 20,LR 16.

2nd chance points-AU 8,LR 9. Fast break points-AU 6,LR 7.

Bench points-AU 13,LR 4. Score tied-0 times. Lead changed-2 times.

Last FG-AU 4th-01:06, LR 4th-01:19.

Largest lead-AU by 1 1st 09:23, LR by 13 3rd 01:52.

AU led for 00:27. LR led for 39:14. Game was tied for 00:19.

2022-23 STANDINGS (as of Nov. 27, 2022)

SCHOOL	OVC	PCT	H	A	STK	OVERALL	PCT	H	A	N	STK
Eastern Illinois	0-0	.000	0-0	0-0		5-0	1.000	2-0	3-0	0-0	W5
Southern Indiana	0-0	.000	0-0	0-0		3-2	.600	3-1	0-1	0-0	W1
Tennessee Tech	0-0	.000	0-0	0-0		3-2	.600	3-0	0-2	0-0	L1
Tennessee State	0-0	.000	0-0	0-0		3-3	.500	3-0	0-3	0-0	W1
Morehead State	0-0	.000	0-0	0-0		2-4	.333	2-0	0-4	0-0	W2
Southeast Missouri	0-0	.000	0-0	0-0		2-4	.333	2-0	0-3	0-1	L2
UT Martin	0-0	.000	0-0	0-0		2-4	.333	1-1	0-1	1-2	W1
LITTLE ROCK	0-0	.000	0-0	0-0		1-3	.250	1-3	0-0	0-0	L3
Lindenwood	0-0	.000	0-0	0-0		0-5	.000	0-1	0-3	0-1	L5
SIUE	0-0	.000	0-0	0-0		0-5	.000	0-3	0-2	0-0	L5

2022-23 PRESEASON POLL

RANK	TEAM (1 ST PLACE VOTES)	POINTS
1.	Tennessee Tech (11)	147
2.	UT Martin (4)	134
3.	LITTLE ROCK (4)	129
4.	Eastern Illinois	115
5.	Tennessee State (1)	95
6.	SIUE	83
7.	Southern Indiana	66
8.	Southeast Missouri	61
t9.	Lindenwood	33
t9.	Morehead State	33

THIS WEEK IN THE OVC
*All Times are *CT**
Wednesday, Nov. 30

Little Rock at Auburn	Noon
Murray State at UT Martin	6 p.m.
Brescia at Morehead State	4 p.m.

Thursday, Dec. 1

Tennessee Tech at Middle Tennessee	11 a.m.
Lindenwood at Drake	11 a.m.
Rust College at Southeast Missouri	6:30 p.m.

Friday, Dec. 2

Evansville at Morehead State	5 p.m.
------------------------------	--------

Saturday, Dec. 3

Little Rock at Central Arkansas	1 p.m.
Southern Indiana at Murray State	2 p.m.
Northern Illinois at Eastern Illinois	3:30 p.m.
Lipscomb at Tennessee State	5:30 p.m.

Sunday, Dec. 4

UT Martin at Vanderbilt	11 a.m.
Bellarmine at Morehead State	1 p.m.
Lindenwood at Tulsa	1 p.m.
Southeast Missouri at Kansas City	2 p.m.

Tuesday, Dec. 6

Texas A&M at Little Rock	6:30 p.m.
SIUE at Louisville	6 p.m.
Bradley at Eastern Illinois	6 p.m.

Wednesday, Dec. 7

Tennessee State at Southern Illinois	11 a.m.
Western Illinois at Southeast Missouri	5 p.m.
Southern Indiana at Butler	6 p.m.

Saturday, Dec. 10

Southern Indiana at Eastern Michigan	Noon
Alabama A&M at Tennessee Tech	1 p.m.
Eastern Illinois at Milwaukee	2 p.m.

Sunday, Dec. 11

Stetson at Tennessee State	Noon
Little Rock at Western Kentucky	2 p.m.
SIUE at Western Illinois	2 p.m.

Monday, Dec. 12

Morehead State at USC Update	10 a.m.
UT Martin at South Dakota State	7 p.m.
Northern Illinois at Lindenwood	7 p.m.

Tuesday, Dec. 13

Tennessee Wesleyan at Tennessee Tech	11 a.m.
--------------------------------------	---------

Wednesday, Dec. 14

UT Martin at South Dakota	6:30 p.m.
Hannibal-LaGrange at Lindenwood	7 p.m.

GAME NOTES
WE DON'T SHARE WELL WITH OTHERS

Little Rock doesn't like to share with others. That is why opponents are finding out it is difficult to get their hands on the ball. Little Rock opponents are averaging 5.5 steals per game early on this season, a mark that ranks Little Rock 27th nationally. The Trojans have limited opponents to a steal rate of just 6.6%, ranking Little Rock 38th nationally. So it's no surprise that Little Rock's 64 turnovers entering this game ranks the Trojans 37th in the nation. That tracks with Little Rock's Team as last season opponents averaged just 6.0 steals per game, ranking Little Rock 31st in the country, while recording a 7.5% steal rate, a mark that ranked 34th nationally.

NATURAL SUCCESS

With the 60-56 win over Arkansas-Pine Bluff on Nov. 10, Little Rock continued its home domination over in-state foes at the Jack Stephens Center. Since the building opened in 2005, the Trojans have only suffered two losses at home against an in-state opponent at the Jack. That came at the hands of Arkansas in an 80-70 thriller in 2020 and then again on Nov. 20 of this season in a result that was slightly less competitive.

HARRIS-SMITH IS NOT THE ONLY ONE

Little Rock enters this game with a 54.4% assisted shot rate, a mark that ranks 171st in the nation, a number that ranks in the top third of the OVC. The assisted shot rate is the percentage of field goals made by a team that were assisted.

ALREADY EARNING AWARDS

Jaiyah Harris-Smith wasted no time making an impression on the Trojans and raising eyebrows across the Ohio Valley Conference. After leading the Ohio Valley Conference during the opening week in assists and ranking second in rebounding, Harris-Smith was named the OVC's Newcomer of the Week.

Harris-Smith's 13 total assists currently led the OVC while her 6.5 assists per game ranked second in the league. Her 19 total rebounds and 9.5 rebounds per game both ranked second in the conference that week. Of her 19 total rebounds, 15 came on the defensive end of the floor, a mark that led the OVC. Those numbers, combined with an average of 9.0 points, nearly gave the transfer guard a double-double in her first week in a Little Rock uniform.

QUITE THE INTRODUCTION

Jaiyah Harris-Smith made quite the introduction to Trojan fans in the season opener on Nov. 10 against Arkansas-Pine Bluff as the guard erupted for 11 rebounds, six assists and seven points in Little Rock's 60-56 win over the Golden Lions. Her 11 rebounds ranks 40th in the nation early on this year while her six assists ranks 45th nationally.

FINISHING .500 IN SEC PLAY

Little Rock ended the non-conference part of its schedule last year by going .500 in games against Southeastern Conference opponents with wins over Auburn and Vanderbilt while falling to Arkansas and Texas A&M. Can the Trojans manage that success again this year?

THE TROJANS ARE STILL ALL ALONE

Little Rock was the only non-P5 team last season to record multiple wins over Southeastern Conference opponents. While some other teams managed to claim wins against the competitive league, Little Rock was the only team to have found repeated success against the SEC. Two wins just means more ... than one. Coincidentally, the two wins came over Vanderbilt and Auburn and marks more wins over SEC foes than those two teams had combined the previous season.



MAYBE TRY AMEX NEXT TIME

The Trojans will likely be opting for American Express or Mastercard next time as Sali Kourouma will not join the team until mid-December due to visa issues. Kourouma, who averaged 18.4 ppg last year, was required to return to her native Mali over the summer to renew her student visa.

BEWARE THE SCORING TROJANS

Because if Little Rock's shots start falling, things don't go well for others. The Trojans were 5-0 last season when scoring 70 or more points.

BECAUSE THE DEFENSE IS SECOND-TO-NONE

Joe Foley's defense is legendary. So much so it is the most cited reason for nightmares among Sun Belt head coaches. That is because when Little Rock holds teams below 60 points, the Trojans were 14-0 last season. Following the 60-56 win over Arkansas-Pine Bluff on Nov. 10, that streak continues into this season. The streak came to an end on Nov. 13 when Ole Miss topped the Trojans, 58-40.

EFFECTIVE DEFENSE

Little Rock opponents often get frustrated when facing the Trojans and it's not hard to see why. In conference play last season, the Trojans led the Sun Belt by allowing just 58.2 ppg. The next best scoring defense in league play was Louisiana, who allowed 60.2 ppg.

YOU CAN'T STOP THIS LIQUE

Angelique Francis was seemingly unstoppable on the floor last season. Francis finished the 2021-22 season ranked 26th in the nation with a 60.0% field goal percentage. But if you think that's good, just look at the Fun she had in the Fun Belt. In league games last year, Francis as compiled a 64.3% field goal percentage, a mark that led the league.

HOME, SWEET, HOME

Little Rock is fond of the Jack Stephens Center and it isn't a place at which teams prefer to play. That's because the Trojans finished the 2021-22 season with an 8-4 home record. That's a remarkable stretch considering talented teams like Auburn, Coastal Carolina and Memphis have all left The Jack disappointed.

LITTLE ROCK STANDS ALONE...

As the only team from the state of Arkansas to win at Vanderbilt's Memorial Gym last season. The Trojans shut the Dores down in a 56-40 win on Nov. 12. Overall last season (men and women combined), Vanderbilt is 2-1 against teams from Arkansas with both the Commodore men and women registering wins in league play.

IT WASN'T THE FIRST...

When Little Rock beat Auburn on Nov. 24, 2021, that win was big but wasn't necessarily a first. With the win over Vanderbilt already on the books, the Trojans' victory over Auburn marked the third time in program history that Little Rock has registered multiple wins over Power 5 teams in a single season. It first happened in 2008 (Oklahoma State, at Ole Miss) and then again in 2014 (at LSU, Oklahoma).

Little Rock Wins over Power 5 Programs in the Same Season

Date	Opponent	W/L	Score
12/6/2008	Oklahoma State	W	65-51
12/17/2008	at Ole Miss	W (OT)	64-61
11/14/2014	at LSU	W	70-54
12/14/2014	Oklahoma	W	66-62
11/13/2021	at Vanderbilt	W	56-40
11/24/2021	Auburn	W	57-49

DOUBLE-DOUBLES

ANGELIQUE FRANCIS (2022-23: 1 / Career: 4)

Date	Opponent	Stats
3/5/2021	vs. Coastal Carolina	11 pts, 12 reb
1/15/2022	App State	11 pts, 10 reb
3/4/2022	vs. App State	10 pts, 11 reb
11/23/2022	Oral Roberts	11 pts, 15 reb

SALI KOUROUMA (2022-23: 0 / Career: 3)

Date	Opponent	Stats
11/18/2021	Memphis	32 pts, 10 reb
2/19/2022	at Arkansas State	22 pts, 11 reb
2/25/2022	at UT Arlington	14 pts, 11 reb

LITTLE ROCK IN OVERTIME

OVERALL RECORD: 10-11

Date	Opponent	OT	W/L	Score
1/27/2022	Texas State*	3OT	L	65-69
2/13/2021	Arkansas State*	OT	W	60-56
3/3/2018	at Louisiana*	OT	W	72-63
2/10/2018	at Troy*	OT	L	70-76
11/22/2013	Memphis	OT	W	68-63
12/29/2012	at Louisiana*	2OT	L	54-56
3/6/2012	vs. Middle Tennessee &	OT	W	71-70
3/9/2010	vs. Middle Tennessee &	OT	L	68-70
3/9/2009	vs. Denver &	2OT	W	70-60
2/21/2009	at North Texas*	OT	W	57-52
1/17/2009	Middle Tennessee*	OT	L	62-67
12/17/2008	at Ole Miss	OT	W	64-61
12/13/2006	at ULM*	2OT	W	66-58
12/3/2005	at Mississippi Valley	OT	W	46-44
2/3/2005	South Alabama*	OT	L	58-67
1/6/2005	at FIU*	OT	L	63-70
1/29/2004	Arkansas State*	OT	L	79-86
12/18/2003	at UT Martin	OT	L	69-72
12/7/2001	Massachusetts	OT	W	70-65
1/3/2000	Southeast Missouri	OT	L	78-80
1/14/1988	at UTSA	OT	L	71-76

* - denotes Sun Belt Conference game
 & - denotes SBC Tournament game

LR IN THE NATIONAL RANKINGS

TEAM

Little Rock in the Nation Team Rankings

Category	Nat'l Rank	OVC	Stat
Assist/Turnover Ratio	243	3	0.67
Assists Per Game	270	4	10.8
Blocks Per Game	333	8	1.2
Field Goal Percentage	320	6	34.2
Field Goal Percentage Defense	316	7	45.1
Fouls Per Game	160	3	17.2
Free Throw Attempts Per Game	102	2	19.75
Free Throw Percentage	336	8	59.5
Free Throws Made Per Game	193	6	11.75
Rebound Margin	337	8	-11.8
Rebounds Per Game	316	7	32.00
Scoring Defense	276	6	70.2
Scoring Margin	324	7	-17.5
Scoring Offense	327	7	52.8
Steals Per Game	308	7	5.8
Three Point Percentage	343	8	19.4
Three Point Percentage Defense	216	6	31.4
Turnover Margin	92	2	3.00
Turnovers Forced Per Game	92	3	19.00
Turnovers Per Game	160	3	16.0
Winning Percentage	288	7	25.0

INDIVIDUAL

NCAA - Top 225 or OVC - Top 10

	Nat'l	OVC	Stat
Assist/Turnover Ratio			
Jaiyah Harris-Smith	248	5	1.18
Assists Per Game			
Jaiyah Harris-Smith	44	2	5.0
Blocks Per Game			
Nikki Metcalfe	210	4	1.00
Minutes Per Game			
Jaiyah Harris-Smith	88	1	34.83
Rebounds Per Game			
Jaiyah Harris-Smith	193	2	7.2

POWERFUL DUBS

Little Rock's 57-49 win over Auburn on Nov. 24, 2021 was nothing new for the Trojans. That is because it is the 13th time that Little Rock's Team has claimed a win over a Power 5 program. On Nov. 12, Little Rock made Vandy the fourth Power 5 program to lose to the Trojans on multiple occasions, joining the likes of Oklahoma, Oklahoma State and Texas A&M.

Little Rock Wins over Power 5 Programs

Date	Opponent	W/L	Score
11/27/1987	at Kansas State	W	62-59
12/15/2001	Texas A&M	W	80-68
11/29/2005	at Oklahoma State	W	64-54
12/6/2008	Oklahoma State	W	65-51
12/17/2008	at Ole Miss	W (OT)	64-61
3/21/2010	vs. Georgia Tech^	W	63-53
11/14/2014	at LSU	W	70-54
12/14/2014	Oklahoma	W	66-62
3/21/2015	vs. Texas A&M^	W	69-60
11/28/2017	Oklahoma	W	68-56
12/5/2020	Vanderbilt	W	82-74
11/12/2021	at Vanderbilt	W	56-40
11/24/2021	Auburn	W	57-49

^ - denotes NCAA Tournament game

MENTAL HEALTH MATTERS

Standing at 5-foot-11, Little Rock forward Angelique Francis may not be the tallest player on the floor but she casts an imposing figure. With her muscles bulging out of her sleeveless jersey, there is little doubt who is the most physical player on the court. But look closely at those sleeveless arms and you will see the fading scars of a past that gives a glimpse at the adversity she is still overcoming to this day.

Those scars tell the story of a past that has been focused on survival between abusive relationships and multiple suicide attempts. It is a story she is just now coming to terms with in order to tell others, refocusing her life from merely trying to survive to wanting to help others mired in the darkness from which she has broken free. [Read more about Angelique's story here.](#)

THINK ANYONE WILL MISS US?

As we look back on Little Rock's tenure in the Sun Belt Conference, here's a list of the Trojans' accomplishments. We're guessing there's 11 coaches that weren't sad to see us go.

Since Little Rock reinstated its women's basketball program in 1999-2000:

- 6 Sun Belt Conference Regular Season Championships
- 5 Sun Belt Tournament Championships
- 6 NCAA Tournament Appearances
- Two NCAA Tournament First Round Wins
- 5 WNIT Appearances
- From 2008 - 2019, a span of 12 years, Little Rock was in the postseason 11 times
- Joe Foley named Sun Belt Coach of the Year 5 times
- 37 All-Conference honors
- 3 Sun Belt Players of the Year
- 2 Sun Belt Defensive Players of the Year
- 4 Sun Belt Freshmen of the Year
- 4 Sun Belt Tournament Most Outstanding Player honors
- 23 Sun Belt All-Tournament selections
- 2019 Sun Belt Female Student-Athlete of the Year
- 0 wins in the Jack Stephens Center for Arkansas State



FOLEY CLAIMS WIN NO. 800

Little Rock Head Coach Joe Foley is just the fifth active Division I head coach - and 16th coach overall - to surpass the 800 career wins mark. Already a Hall of Fame coach, he is continuing to cement his name as one of the best coaches in the game.

AND RANKS AMONG THE BEST

Joe Foley is currently third on the active coaches list in terms of all-time wins as the GOAT consistently builds a winning program year-in and year-out at Little Rock. That puts the Trojans leader among the top names the sport has to offer.

By Victories (as of Nov. 27, 2022)

Rk	Name, Team	Yrs.	Won	Lost	Pct.
1.	Tara VanDerveer, Stanford	44	1,165	260	.818
2.	Geno Auriemma, UConn	38	1,154	150	.885
3.	Joe Foley, Little Rock	36	834	298	.737
4.	Lisa Bluder, Iowa	39	824	386	.681
5.	Wes Moore, NC State	34	786	239	.767
6.	Kevin Borseth, Green Bay	36	769	305	.716
7.	Doug Bruno, DePaul	37	762	371	.673
8.	Joe McKeown, Northwestern	37	754	374	.668
9.	Bill Fennelly, Iowa State	35	739	345	.682
10.	Gordy Presnell, Boise State	36	716	342	.677

GREAT RECOGNIZES GREAT

Arkansas head coach Mike Neighbors had some kind comments about Little Rock's win over Vanderbilt in 2020:

"I didn't consider it an upset, to be honest. Vanderbilt hadn't played a game and the way Joe Foley has his teams ready, it's not a surprise. And that's not a knock on Vandy, that's a compliment to Joe Foley and Little Rock."

"It feels like an honor to play inside the Jack Stephens Center." - Mike Neighbors

JOE FOLEY COURT

In a pregame ceremony on Sunday, Nov. 13, the court at the Jack Stephens Center was officially named for Little Rock Head Women's Basketball Coach Joe Foley. Foley is just the sixth women's basketball coach to have a court named in their honor, joining Tennessee's Pat Summitt, Texas A&M's Gary Blair, NC State's Kay Yow, DePaul's Doug Bruno and Rutgers' C. Vivian Stringer. Foley was going to be the fourth, but DePaul and Rutgers placed names on their respective courts over the summer, after the Foley Court announcement was made.

SUNDAY WAS HIS DAY

Not only honored by the University and Athletic Department, Joe Foley will be honored by the City of Little Rock on Sunday. The Mayor, Frank Scott, has declared Sunday, Nov. 13 to be "Coach Joe Foley Day" in the Capital City.

MILESTONE WINS

A look at the milestone wins throughout the legendary career of Joe Foley:

Milestone Wins

No.	Date	Team	Opponent	Score
1	11/17/1987	ATU	Philander Smith	80-56
100	11/30/1990	ATU	Oklahoma City	89-67
200	1/6/1994	ATU	Henderson State	71-59
300	11/15/1997	ATU	Montevallo	80-62
400	3/1/2001	ATU	West Alabama	76-45
500	1/4/2007	LR	North Texas	87-49
600	1/29/2011	LR	Arkansas State	53-36
700	3/21/2015	LR	Texas A&M ¹	69-60
800	2/22/2020	LR	South Alabama	69-58

1 - NCAA Tournament First Round Game

BY WIN PERCENTAGE

A look at the best winning percentages for active coaches with over 715 wins:

Rk	Opponent	Yrs	W	Pct
1.	Geno Auriemma, UConn	38	1,154	.885
2.	Tara VanDerveer, Stanford	44	1,165	.818
3.	Wes Moore, NC State	34	786	.767
4.	Joe Foley, Little Rock	36	834	.737
5.	Kevin Borseth, Green Bay	36	769	.716
6.	Bill Fennelly, Iowa State	35	739	.682
7.	Lisa Bluder, Iowa	39	824	.681
8.	Gordy Presnell, Boise State	36	716	.677
9.	Doug Bruno, DePaul	37	762	.673
10.	Joe McKeown, Northwestern	37	754	.668

THE 800 CLUB

A look at all coaches in NCAA history that have won 800 career games:

Rk. Name (Schools)

- Pat Summitt (Tennessee 1975-12)
- *Tara VanDerveer (Idaho 1979-80, Ohio St. 1980-85, Stanford 1986-95, 97-Present)
- *Geno Auriemma (UConn 1986-Present)
- Barbara Stevens (Clark (MA) 1978-83, UMass 1984-86, Bentley 1987-19)
- Sylvia Hatchell (Francis Marion 1975-86, North Carolina 1987-18)
- C. Vivian Stringer (Cheyney 1972-83, Iowa 1984-95, @Rutgers 1996-19)
- Muffet McGraw (Lehigh 1983-87, Notre Dame 1988-19)
- Jim Foster (Saint Joseph's 1979-91, Vanderbilt 1992-02, Ohio St. 2003-13, Chattanooga 2014-18)
- Jody Conradt (Sam Houston St. 1970-73, UT Arlington 1973-76, Texas 1977-07)
- Robin Selvig (Montana 1979-16)
- Andy Landers (Georgia 1980-15)
- Curt Fredrickson (Northern St. 1978-83, 86-18)
- *Andy Yosinoff (Emmanuel (MA) 1978-19)
- Michael Strong (Scranton 1980-94, 96-14)
- Gary Blair (SFA 1986-93, Arkansas 1994-03, Texas A&M 2004-22)
- *Joe Foley (Arkansas Tech 1987-2003, Little Rock 2003-Present)**
- *Lisa Bluder (St. Ambrose 1984-90, Drake 1990-2000, Iowa 2000 - Present)



JOE FOLEY

HEAD COACH • 20TH SEASON • CENTRAL ARKANSAS (1979)

Joe Foley, the 2010, 2011, 2015, 2017 and 2018 Sun Belt Conference Coach of the Year and 2010 Russell Athletic/WBCA Regional Coach of the Year, has led the Little Rock Women's Basketball program to 20-win seasons 11 of the last 14 years, outright Sun Belt Conference West Division titles in the final six years the Sun Belt had divisions, three Sun Belt regular-season championships, post-season appearances in 10 of the last 13 years – including five NCAA berths – and Sun Belt Conference Tournament titles in 2011, 2012, 2015 and 2018. The third-winningest active coach in Division I, Foley has recorded an 833-29 (.738) career record and a 377-214 (.638) record at Little Rock as he begins his 20th season in 2022-23. He has led the Trojans to the semifinals of the Sun Belt Tournament in 14 of the past 15 years.

The Hall of Fame coach reached a remarkable milestone during the 2019-20 season when he recorded his 800th career victory - one of only five active head coaches to reach that plateau. In that season, Kyra Collier claimed first team All-Sun Belt honors marking the seventh consecutive year a Trojan has been represented on the first team. Little Rock has placed a Trojan on the league's all-conference teams list every single season Foley has guided Little Rock's Team.

Foley earned his 700th career victory in the NCAA Tournament's first round in 2015, and he signed a contract extension in April 2015 that will keep him as the Trojans' head coach through the 2023-24 season.

In his tenure at Little Rock, Foley has compiled the most overall wins (29) and conference victories (18) in a season while producing the school's first All-Sun Belt Conference selection in Alicia Cash in 2004. He also recruited back-to-back Sun Belt Conference Freshman of the Year winners in Renee Renz (2006) and Kim Sitzmann (2007). No other Sun Belt Conference school has achieved this feat. Foley also coached the school's first-ever Honorable Mention All-America honoree in Chastity Reed in 2010. His Trojan student-athletes have earned 23 All-Conference selections.

Foley began his coaching career at the high school level as both the boys and girls basketball coach at Oxford (Ark.) High School from 1979-81, and then at Morrilton High School as an assistant for the boys team until 1984.

Foley has earned many personal accolades during his career. He has been named national coach of the year twice, region or district coach of the year seven times, chosen to be on the 1994 United States Olympic Festival coaching staff and was inducted into the Arkansas Sports Hall of Fame as a member of the class of 2002.

Foley earned his bachelor's degree from the University of Central Arkansas in 1979. He is married to the former Chris Fields of Alpena, Ark. The couple has two children, C.J. and Miranda.

JOE FOLEY FILE

PERSONAL

Hometown: Alpena, Ark.

Wife: Chris

Children: C.J. and Miranda

Date Hired at Little Rock: April 16, 2003

Education: Central Arkansas, 1979

COACHING CAREER

Oxford (Ark.) HS, M&W Head Coach 1979-81

Morrilton HS, Men's Assistant Coach 1981-84

Arkansas Tech, Men's Assistant Coach 1984-87

Arkansas Tech, Head Women's Coach 1987-2003

Little Rock, Head Women's Coach 2003-Present



ARKANSAS TECH, HEAD COACH

1987-88	(NAIA Final Four) 29-5
1988-89	(NAIA Final Four) 35-2
1989-90	30-3
1990-91	28-6
1991-92	(NAIA National Champion) 35-1
1992-93	(NAIA National Champion) 31-5
1993-94	30-3
1994-95	28-6
1995-96	23-9
1996-97	(NAIA Final Four) 29-4
1997-98	26-5
1998-99	(Division II Runner-Up) 31-7
1999-00	24-7
2000-01	23-8
2001-02	25-6
2002-03	29-4
TOTALS	456-81

LITTLE ROCK, HEAD COACH

2003-04	10-17
2004-05	10-19
2005-06	13-15
2006-07	21-10
2007-08	(SBC West Champs, WNIT) 23-9
2008-09	(SBC West Champs, WNIT) 26-7
2009-10	(SBC West Champs, NCAA 2nd Round) 27-7
2010-11	(SBC West Champs, SBC Tournament Champs, NCAA Tournament) 23-8
2011-12	(SBC West Champs, SBC Tournament Champs, NCAA Tournament) 20-13
2012-13	(SBC West Champs, WNIT) 24-9
2013-14	18-12
2014-15	(SBC Regular Season/Tournament Champs, NCAA 2nd Round) 29-5
2015-16	(WNIT) 20-13
2016-17	(SBC Regular Season Champs/WNIT) 25-9
2017-18	(SBC Regular Season/Tournament Champs, NCAA Tournament) 23-10
2018-19	SBC Regular Season/Tournament Champs, NCAA Tournament) 21-11
2019-20	12-19
2020-21	15-11
2021-22	17-10
TOTALS	377-214



CAREER ACCOMPLISHMENTS

LITTLE ROCK

- **Five-Time** Sun Belt Coach of the Year (2010, 2011, 2015, 2017, 2018)
- **One** Russell Athletic/WBCA Region Coach of the Year (2010)
- **Five** Sun Belt Tournament Championships (2011, 2012, 2015, 2018, 2019)
- **Eleven** Postseason Appearances (2008-13, 2015-19)
- **Six** NCAA Tournament Appearances (2010-12, 2015, 2018-19)
- **Five** WNIT Appearances (2008, 2009, 2013, 2016, 2017)
- **Twelve** 20-Win Seasons (2007-13, 2015-19)
- **Six** Straight Sun Belt West Division Crowns (2008-13)
- **Three** Sun Belt Players of the Year (2011, 2017, 2019)
- **Two** Sun Belt Defensive Players of the Year (2011, 2015)
- **Thirty-Three** All-Sun Belt Conference Selections
- **Three** Sun Belt Freshmen of the Year
- **Four** Sun Belt Tournament Most Outstanding Players
- **Twenty** All-Sun Belt Tournament Team Selections

ARKANSAS TECH

- **Two** NAIA National Championships (1992, 1993)
- **One** NCAA Division II National Runner-up (1999)
- **Two** Division II South Region Championships (1998, 1999)
- **Six** NCAA Division II Tournament Appearances
- **Seven** NCAA/NAIA Final Four Appearances
- **Fourteen** AIC/Gulf South Conference or Division Titles
- **Sixteen** Straight 20-Win Seasons
- **Six** 30-Win Seasons
- **Two-Time** National Coach of the Year
- **Eight-Time** District or Region Coach of the Year
- **Nine-Time** AIC/Gulf South Conference Coach of the Year
- **Twenty** Individual All-America Honors
- Member of 1994 U.S. Olympic Festival Coaching Staff
- Led Arkansas Tech to Highest Winning Pct. in Division II Women's Basketball History

FOLEY vs. OPPONENTS

OPPONENT	RECORD	OPPONENT	RECORD
Abilene Christian	0-1	Missouri State	4-9
Alabama	0-1	Montana State	1-0
App State	15-1	Murray State	1-3
Arkansas	0-4	Nebraska	0-1
Arkansas - Pine Bluff (UAPB)	4-0	New Mexico State	1-1
Arkansas State	25-14	New Orleans	10-3
Arizona State	0-1	Nicholls State	1-0
Auburn	1-0	North Texas	13-4
Austin Peay	1-0	Northern Colorado	1-0
Bradley	2-0	Oklahoma	2-3
Bowling Green	0-1	Oklahoma State	2-2
Cal State Bakersfield	1-0	Ole Miss	1-2
Centenary	3-0	Oral Roberts	5-3
Central Arkansas	3-0	Pacific	0-1
Champion Christian	1-0	Philander Smith	1-0
Coastal Carolina	7-1	Purdue Fort Wayne	1-0
Creighton	1-1	Rice	7-5
Davidson	1-0	Saint Louis	2-2
Delaware	0-1	St. Mary's	1-0
Denver	13-4	Sam Houston State	3-0
Drake	0-1	Seattle	1-0
FIU	9-8	South Alabama	21-8
Florida Atlantic	10-1	South Dakota State	1-3
Florida State	0-1	Southeast Missouri	1-1
Fordham	0-1	Southern Arkansas	3-0
Georgia Southern	10-0	Southern Miss	8-4
Georgia State	12-2	SMU	1-1
Georgia Tech	0-1	Stephen F. Austin	1-1
Gonzaga	0-1	Texas	0-2
Grambling	2-0	Texas A&M	1-12
Green Bay	0-2	Texas Southern	1-0
Harding	1-0	Texas State	13-7
Idaho State	1-0	Texas Tech	0-1
Illinois-Chicago (UIC)	0-1	Troy	20-9
Incarinate Word	1-0	Tulane	0-2
Jackson State	2-1	Tulsa	9-2
Kansas City (UMKC)	1-0	ULM	32-4
Kansas State	0-3	UT Arlington	12-8
Louisiana	25-10	UT Martin	1-1
Louisiana Tech	4-6	UTEP	1-0
Loyola Marymount	1-0	UTSA	1-1
LSU	1-6	Vanderbilt	2-0
McNeese State	2-0	Western Kentucky	8-16
Memphis	9-4		
Middle Tennessee	7-12		
Mississippi State	0-4		
Mississippi Valley State	3-0		



“I'd rather be audited by the IRS, have a colonoscopy and a dentist appointment on the same day than play against a team coached by Joe Foley.”
 - Mike Neighbors, Arkansas Head Coach
 #LITTLEROCKSTEAM

The above quote was from the 2019 game. After the 2020 contest, which Arkansas won 80-70, Neighbors said "I'd like to add going to the DMV to the list."



NUMERICAL ROSTER

NO.	NAME	PRONUNCIATION	POS.	HT	CL.	EXP.	HOMETOWN (PREVIOUS SCHOOL)
0	Toyosi Abiola	TOY-OH-see AB-EE-OH-luh	G	5-7	Gr.	TR	London, England (E. Michigan/Iona)
1	Mira Hanna	MEER-uh HAN-uh	F	6-0	Fr.	HS	Tampa, Fla. (Berkeley Prep)
2	Sali Kourouma	SALLY COOR-uh-MUH	F	5-11	R-Jr.	1L	Kati, Mali (Grayson JC)
3	Jayla Brooks	JAY-luh	G	5-7	Jr.	JC	Sachse, Texas (Panola JC/SMU)
4	Sha'Nequa Henry	shuh-NEE-KWAH	G	5-8	Jr.	JC	Texarkana, Texas (Eastern Okla. St.)
5	Hailey Hohenecker	HAHN-ah-ker	G	5-4	R-So.	1L	Plymouth, Minn. (St. Thomas)
10	Jaiyah Harris-Smith	JAY-uh	G	5-6	So.	TR	Miami, Fla. (Ole Miss)
11	Faith Lee		F	5-11	Fr.	HS	Monroe, La. (Ouachita Parish HS)
12	Tia Harvey		G	5-9	Jr.	2L	Sachse, Texas (Sachse HS)
22	Mesi Triplett	MACY	F	6-3	So.	JC	Orlando, Fla. (St. Petersburg College)
32	Nikki Metcalfe	MET-CALF	F	6-2	Gr.	TR	Donvale, Australia (Arkansas Tech)
34	Angelique Francis	AHN-juh-leek	F	5-11	Sr.	3L	Irving, Texas (MacArthur HS)

Head Coach: Joe Foley (20th Season)

Assistant Coaches: Alicia Cash (14th Season), Steve Wiedower (Eighth Season), Bobby Brasel (Sixth Season)

Director of Basketball Operations: Raeyana DeGray (Fourth Season)

Athletic Trainer: Ronnie Harlow (First Season)

RADIO/TV ROSTER



0 Toyosi ABIOLA
TOY-OH-see
AB-EE-OH-luh
G | 5-7 | Gr.
London, England



1 Mira HANNA
MEER-uh HAN-uh
F | 6-0 | Fr.
Tampa, Fla.



2 Sali KOUROUMA
SALLY
COOR-uh-MUH
F | 5-11 | R-Jr.
Kati, Mali



3 Jayla BROOKS
G | 5-7 | Jr.
Sachse, Texas



4 Sha'Nequa HENRY
shuh-NEE-KWAH
G | 5-8 | Jr.
Texarkana, Texas



5 Hailey HOHENECKER
HAHN-ah-ker
G | 5-4 | R-So.
Plymouth, Minn.



10 Jaiyah HARRIS-SMITH
JAY-uh
G | 5-6 | So.
Miami, Fla.



11 Faith LEE
F | 5-11 | Fr.
Monroe, La.



12 Tia HARVEY
G | 5-9 | Jr.
Sachse, Texas



22 Mesi TRIPLETT
MACY
F | 6-3 | So.
Orlando, Fla.



32 Nikki METCALFE
MET-CALF
F | 6-2 | Gr.
Melbourne, Australia



34 Angelique FRANCIS
AHN-juh-leek
F | 5-11 | Sr.
Irving, Texas



Joe FOLEY
Head Coach
20th Season



Alicia CASH
Assistant Coach
14th Season



Steve WIEDOWER
Assistant Coach
Eighth Season



Bobby BRASEL
Assistant Coach
Sixth Season



Raeyana DEGRAY
Dir. of Basketball Ops
Fourth Season



OVERALL RECORD: 1-3 (Home: 1-3; Away: 0-0; Neutral: 0-0)

OHIO VALLEY RECORD: 0-0 (Home: 0-0, Away: 0-0)

Date	Opponent	W/L	Score	Record (OVC)	High Points	High Rebounds	High Assists	High Steals	High Blocks	Attend.
Nov. 10	Arkansas-Pine Bluff	W	60-56	1-0 (0-0)	Metcalfe (16)	Harris-Smith (11)	Harris-Smith (6)	Harvey/Lee (2)	Metcalfe (1)	2,522
Nov. 13	Ole Miss	L	40-58	1-1 (0-0)	Harvey (13)	Harris-Smith (8)	Harris-Smith (7)	Five players (1)	Metcalfe/Triplett (1)	3,255
Nov. 20	Arkansas	L	49-93	1-2 (0-0)	Harvey (14)	Harris-Smith (5)	Harris-Smith (6)	Harvey (2)	None	2,879
Nov. 23	Oral Roberts	L	62-74	1-3 (0-0)	Abiola/Lee (16)	Francis (15)	Harvey (4)	Harris-Smith (3)	Metcalfe (2)	1,531
Nov. 30	at Auburn									
Dec. 3	at Central Arkansas %									
Dec. 6	Texas A&M									
Dec. 11	at Western Kentucky									
Dec. 15	at Alabama									
Dec. 18	Arkansas State									
Dec. 21	at Missouri State									
Dec. 29	UT Martin*									
Dec. 31	at Tennessee State*									
Jan. 5	Lindenwood*									
Jan. 7	Southeast Missouri*									
Jan. 12	at Southern Indiana*									
Jan. 14	at Eastern Illinois*									
Jan. 19	Tennessee Tech*									
Jan. 21	Tennessee State*									
Jan. 26	at Morehead State*									
Jan. 28	at Tennessee Tech*									
Feb. 2	at Southeast Missouri*									
Feb. 4	SIUE*									
Feb. 9	Morehead State*									
Feb. 11	at UT Martin*									
Feb. 16	Southern Indiana*									
Feb. 18	Eastern Illinois*									
Feb. 23	at SIUE*									
Feb. 25	at Lindenwood*									

* - denotes Ohio Valley Conference game

& - Ohio Valley Conference Tournament (Ford Center, Evansville, Ind.)

% - Governor's I-40 Showdown presented by Arkansas Blue Cross/Blue Shield

LITTLE ROCK WIN/LOSS MARGIN

	1	2	3	4	5	6	7	8	9	10	11	12	13	14	15	16	17	18	19	20-24	25+
WIN				1																	
LOSS												1						1			1



2022-23 OVERALL STATISTICS

Game Records

Record	Overall	Home	Away	Neutral
ALL GAMES	1-3	1-3	0-0	0-0
CONFERENCE	0-0	0-0	0-0	0-0
NON-CONFERENCE	1-3	1-3	0-0	0-0

Score by Periods

Team	1st	2nd	3rd	4th	OT	TOT
Little Rock	53	44	50	64	0	211
Opponents	65	73	71	72	0	281

Team Box Score

No.	Player				Total		3-Point		F-Throw		Rebounds											
		GP-GS	MIN	AVG	FG-FGA	FG%	3FG-3FGA	3FG%	FT-FTA	FT%	OFF	DEF	TOT	AVG	PF	DQ	A	TO	BLK	STL	PTS	AVG
12	HARVEY, Tia	4-4	123:42	30.9	21-64	.328	1-9	.111	6-15	.400	2	9	11	2.8	9	0	8	10	0	5	49	12.3
11	LEE, Faith	4-4	122:49	30.7	17-41	.415	0-2	.000	9-13	.692	6	4	10	2.5	16	0	4	16	0	4	43	10.8
0	ABIOLA, Toyosi	4-0	92:24	23.1	8-29	.276	4-19	.211	10-14	.714	1	8	9	2.3	7	0	1	4	0	4	30	7.5
32	METCALFE, Nikki	4-4	119:46	29.9	13-36	.361	0-0	.000	4-4	1.000	5	13	18	4.5	8	0	4	6	4	0	30	7.5
10	HARRIS-SMITH, Jaiyah	4-4	139:20	34.8	8-25	.320	1-1	1.000	13-20	.650	7	22	29	7.3	12	0	20	17	0	5	30	7.5
34	FRANCIS, Angelique	2-1	55:13	27.6	5-9	.556	0-0	.000	3-7	.429	10	7	17	8.5	3	0	1	3	0	0	13	6.5
3	BROOKS, Jayla	3-3	76:31	25.5	3-11	.273	0-0	.000	2-4	.500	0	5	5	1.7	10	0	4	2	0	2	8	2.7
4	HENRY, Sha'nequa	3-0	22:13	7.4	2-7	.286	0-0	.000	0-0	.000	2	4	6	2.0	1	0	0	1	0	2	4	1.3
22	TRIPLETT, Mesi	4-0	44:42	11.2	2-9	.222	0-0	.000	0-2	.000	1	2	3	0.8	3	0	1	1	1	1	4	1.0
1	HANNA, Mira	1-0	03:20	3.3	0-0	.000	0-0	.000	0-0	.000	0	1	1	1.0	0	0	0	0	0	0	0	0.0
Team											8	11	19				4					
Total		4	800		79-231	.342	6-31	.194	47-79	.595	42	86	128	32.0	69	0	43	64	5	23	211	52.8
Opponents		4	800		102-226	.451	27-86	.314	50-74	.676	46	129	175	43.8	77	0	50	76	13	22	281	70.3

Team Statistics

	LR	OPP
Scoring	211	281
Points per game	52.8	70.3
Scoring margin	-17.5	-
Field goals-att	79-231	102-226
Field goal pct	.342	.451
3 point fg-att	6-31	27-86
3-point FG pct	.194	.314
3-pt FG made per game	1.5	6.8
Free throws-att	47-79	50-74
Free throw pct	.595	.676
F-Throws made per game	11.8	12.5
Rebounds	128	175
Rebounds per game	32.0	43.8
Rebounding margin	-11.8	-
Assists	43	50
Assists per game	10.8	12.5
Turnovers	64	76
Turnovers per game	16.0	19.0
Turnover margin	+3.0	-
Assist/turnover ratio	0.7	0.7
Steals	23	22
Steals per game	5.8	5.5
Blocks	5	13
Blocks per game	1.3	3.3
Winning streak	0	-
Home win streak	0	-
Attendance	10187	0
Home games-Avg/Game	4-2547	0-0
Neutral site-Avg/Game	-	0-0

Team Results

Date	Opponent		Score	Att.
11/10/2022	Ark.-Pine Bluff	W	60-56	2522
11/13/2022	Ole Miss	L	40-58	3255
11/20/2022	Arkansas	L	49-93	2879
11/23/2022	Oral Roberts	L	62-74	1531

Summary

Player	Overall Statistics										Conference Statistics									
	GP-GS	MIN/G	FG%	3FG%	FT%	R/G	A/G	STL	BLK	PTS/G	GP-GS	MIN/G	FG%	3FG%	FT%	R/G	A/G	STL	BLK	PTS/G
HARVEY, Tia	4-4	30.9	.328	.111	.400	2.8	2.0	5	0	12.3	0-0	0.0	.000	.000	.000	0.0	0.0	0	0	0.0
LEE, Faith	4-4	30.7	.415	.000	.692	2.5	1.0	4	0	10.8	0-0	0.0	.000	.000	.000	0.0	0.0	0	0	0.0
ABIOLA, Toyosi	4-0	23.1	.276	.211	.714	2.3	0.3	4	0	7.5	0-0	0.0	.000	.000	.000	0.0	0.0	0	0	0.0
METCALFE, Nikki	4-4	29.9	.361	.000	1.000	4.5	1.0	0	4	7.5	0-0	0.0	.000	.000	.000	0.0	0.0	0	0	0.0
HARRIS-SMITH, Jaiyah	4-4	34.8	.320	1.000	.650	7.3	5.0	5	0	7.5	0-0	0.0	.000	.000	.000	0.0	0.0	0	0	0.0
FRANCIS, Angelique	2-1	27.6	.556	.000	.429	8.5	0.5	0	0	6.5	0-0	0.0	.000	.000	.000	0.0	0.0	0	0	0.0
BROOKS, Jayla	3-3	25.5	.273	.000	.500	1.7	1.3	2	0	2.7	0-0	0.0	.000	.000	.000	0.0	0.0	0	0	0.0
HENRY, Sha'nequa	3-0	7.4	.286	.000	.000	2.0	0.0	2	0	1.3	0-0	0.0	.000	.000	.000	0.0	0.0	0	0	0.0
TRIPLETT, Mesi	4-0	11.2	.222	.000	.000	0.8	0.3	1	1	1.0	0-0	0.0	.000	.000	.000	0.0	0.0	0	0	0.0
HANNA, Mira	1-0	3.3	.000	.000	.000	1.0	0.0	0	0	0.0	0-0	0.0	.000	.000	.000	0.0	0.0	0	0	0.0
Totals	4		.342	.194	.595	32.0	10.8	23	5	52.8	0		.000	.000	.000	0.0	0.0	0	0	0.0
Opponent	4		.451	.314	.676	43.8	12.5	22	13	70.3	0		.000	.000	.000	0.0	0.0	0	0	0.0

Scoring

Player	Overall Statistics								Conference Statistics							
	FG-FGA	FG%	3FG-3FGA	3FG%	FT-FTA	FT%	PTS	PTS/G	FG-FGA	FG%	3FG-3FGA	3FG%	FT-FTA	FT%	PTS	PTS/G
HARVEY, Tia	21-64	.328	1-9	.111	6-15	.400	49	12.3	0-0	.000	0-0	.000	0-0	.000	0	0.0
LEE, Faith	17-41	.415	0-2	.000	9-13	.692	43	10.8	0-0	.000	0-0	.000	0-0	.000	0	0.0
ABIOLA, Toyosi	8-29	.276	4-19	.211	10-14	.714	30	7.5	0-0	.000	0-0	.000	0-0	.000	0	0.0
METCALFE, Nikki	13-36	.361	0-0	.000	4-4	1.000	30	7.5	0-0	.000	0-0	.000	0-0	.000	0	0.0
HARRIS-SMITH, Jaiyah	8-25	.320	1-1	1.000	13-20	.650	30	7.5	0-0	.000	0-0	.000	0-0	.000	0	0.0
FRANCIS, Angelique	5-9	.556	0-0	.000	3-7	.429	13	6.5	0-0	.000	0-0	.000	0-0	.000	0	0.0
BROOKS, Jayla	3-11	.273	0-0	.000	2-4	.500	8	2.7	0-0	.000	0-0	.000	0-0	.000	0	0.0
HENRY, Sha'nequa	2-7	.286	0-0	.000	0-0	.000	4	1.3	0-0	.000	0-0	.000	0-0	.000	0	0.0
TRIPLETT, Mesi	2-9	.222	0-0	.000	0-2	.000	4	1.0	0-0	.000	0-0	.000	0-0	.000	0	0.0
HANNA, Mira	0-0	.000	0-0	.000	0-0	.000	0	0.0	0-0	.000	0-0	.000	0-0	.000	0	0.0
Totals	79-231	.342	6-31	.194	47-79	.595	211	52.8	0-0	.000	0-0	.000	0-0	.000	0	0.0
Opponent	102-226	.451	27-86	.314	50-74	.676	281	70.3	0-0	.000	0-0	.000	0-0	.000	0	0.0

Totals

Player	Overall Statistics										Conference Statistics									
	O-REB	D-REB	TOTAL	PF	FO	A	TO	A/TO	HI	PTS	O-REB	D-REB	TOTAL	PF	FO	A	TO	A/TO	HI	PTS
HARVEY, Tia	2	9	11	9	0	8	10	0.8	14	0	0	0	0	0	0	0	0	0.0	0	0
LEE, Faith	6	4	10	16	0	4	16	0.3	16	0	0	0	0	0	0	0	0	0.0	0	0
ABIOLA, Toyosi	1	8	9	7	0	1	4	0.3	16	0	0	0	0	0	0	0	0	0.0	0	0
METCALFE, Nikki	5	13	18	8	0	4	6	0.7	16	0	0	0	0	0	0	0	0	0.0	0	0
HARRIS-SMITH, Jaiyah	7	22	29	12	0	20	17	1.2	11	0	0	0	0	0	0	0	0	0.0	0	0
FRANCIS, Angelique	10	7	17	3	0	1	3	0.3	11	0	0	0	0	0	0	0	0	0.0	0	0
BROOKS, Jayla	0	5	5	10	0	4	2	2.0	6	0	0	0	0	0	0	0	0	0.0	0	0
HENRY, Sha'nequa	2	4	6	1	0	0	1	0.0	2	0	0	0	0	0	0	0	0	0.0	0	0
TRIPLETT, Mesi	1	2	3	3	0	1	1	1.0	2	0	0	0	0	0	0	0	0	0.0	0	0
HANNA, Mira	0	1	1	0	0	0	0	0.0	0	0	0	0	0	0	0	0	0	0.0	0	0
Totals	42	86	128	69	0	43	64	0.7	62	0	0	0	0	0	0	0	0	0.0	0	0
Opponent	46	129	175	77	0	50	76	0.7	93	0	0	0	0	0	0	0	0	0.0	0	0



Summary

Player	Season Statistics										Career Statistics									
	GP-GS	MIN/G	FG%	3FG%	FT%	R/G	A/G	STL	BLK	PTS/G	GP-GS	MIN/G	FG%	3FG%	FT%	R/G	A/G	STL	BLK	PTS/G
ABIOLA, Toyosi	4-0	23.1	.276	.211	.714	2.3	0.3	4	0	7.5	41-30	28.4	.313	.266	.719	2.3	1.1	33	0	9.2
BROOKS, Jayla	3-3	25.5	.273	.000	.500	1.7	1.3	2	0	2.7	7-3	18.0	.280	.333	.500	1.1	0.9	3	0	2.6
FRANCIS, Angelique	2-1	27.6	.556	.000	.429	8.5	0.5	0	0	6.5	81-24	19.9	.513	.500	.676	4.2	0.6	30	7	3.5
HANNA, Mira	1-0	3.3	.000	.000	.000	1.0	0.0	0	0	0.0	1-0	3.3	.000	.000	.000	1.0	0.0	0	0	0.0
HARRIS-SMITH, Jaiyah	4-4	34.8	.320	1.000	.650	7.3	5.0	5	0	7.5	22-4	10.3	.256	.200	.591	1.9	1.5	9	0	1.5
HARVEY, Tia	4-4	30.9	.328	.111	.400	2.8	2.0	5	0	12.3	51-31	23.9	.324	.259	.602	2.4	2.1	37	12	5.6
HENRY, Sha'nequa	3-0	7.4	.286	.000	.000	2.0	0.0	2	0	1.3	3-0	7.4	.286	.000	.000	2.0	0.0	2	0	1.3
LEE, Faith	4-4	30.7	.415	.000	.692	2.5	1.0	4	0	10.8	4-4	30.7	.415	.000	.692	2.5	1.0	4	0	10.8
METCALFE, Nikki	4-4	29.9	.361	.000	1.000	4.5	1.0	0	4	7.5	48-39	25.7	.481	.000	.756	5.7	0.4	24	103	9.1
TRIPLETT, Mesi	4-0	11.2	.222	.000	.000	0.8	0.3	1	1	1.0	4-0	11.2	.222	.000	.000	0.8	0.3	1	1	1.0

Scoring

Player	Season Statistics								Career Statistics							
	FG-FGA	FG%	3FG-3FGA	3FG%	FT-FTA	FT%	PTS	PTS/G	FG-FGA	FG%	3FG-3FGA	3FG%	FT-FTA	FT%	PTS	PTS/G
ABIOLA, Toyosi	8-29	.276	4-19	.211	10-14	.714	30	7.5	129-412	.313	49-184	.266	69-96	.719	376	9.2
BROOKS, Jayla	3-11	.273	0-0	.000	2-4	.500	8	2.7	7-25	.280	2-6	.333	2-4	.500	18	2.6
FRANCIS, Angelique	5-9	.556	0-0	.000	3-7	.429	13	6.5	96-187	.513	2-4	.500	92-136	.676	286	3.5
HANNA, Mira	0-0	.000	0-0	.000	0-0	.000	0	0.0	0-0	.000	0-0	.000	0-0	.000	0	0.0
HARRIS-SMITH, Jaiyah	8-25	.320	1-1	1.000	13-20	.650	30	7.5	10-39	.256	1-5	.200	13-22	.591	34	1.5
HARVEY, Tia	21-64	.328	1-9	.111	6-15	.400	49	12.3	112-346	.324	14-54	.259	50-83	.602	288	5.6
HENRY, Sha'nequa	2-7	.286	0-0	.000	0-0	.000	4	1.3	2-7	.286	0-0	.000	0-0	.000	4	1.3
LEE, Faith	17-41	.415	0-2	.000	9-13	.692	43	10.8	17-41	.415	0-2	.000	9-13	.692	43	10.8
METCALFE, Nikki	13-36	.361	0-0	.000	4-4	1.000	30	7.5	187-389	.481	0-6	.000	62-82	.756	436	9.1
TRIPLETT, Mesi	2-9	.222	0-0	.000	0-2	.000	4	1.0	2-9	.222	0-0	.000	0-2	.000	4	1.0

Totals

Player	Season Statistics									Career Statistics								
	O-REB	D-REB	TOTAL	PF	FO	A	TO	A/TO	O-REB	D-REB	TOTAL	PF	FO	A	TO	A/TO		
ABIOLA, Toyosi	1	8	9	7	0	1	4	0.3	20	74	94	73	1	44	82	0.5		
BROOKS, Jayla	0	5	5	10	0	4	2	2.0	2	6	8	16	0	6	7	0.9		
FRANCIS, Angelique	10	7	17	3	0	1	3	0.3	141	203	344	127	3	45	71	0.6		
HANNA, Mira	0	1	1	0	0	0	0	0.0	0	1	1	0	0	0	0	0.0		
HARRIS-SMITH, Jaiyah	7	22	29	12	0	20	17	1.2	11	30	41	20	0	32	24	1.3		
HARVEY, Tia	2	9	11	9	0	8	10	0.8	31	93	124	103	5	109	86	1.3		
HENRY, Sha'nequa	2	4	6	1	0	0	1	0.0	2	4	6	1	0	0	1	0.0		
LEE, Faith	6	4	10	16	0	4	16	0.3	6	4	10	16	0	4	16	0.3		
METCALFE, Nikki	5	13	18	8	0	4	6	0.7	91	181	272	112	4	20	47	0.4		
TRIPLETT, Mesi	1	2	3	3	0	1	1	1.0	1	2	3	3	0	1	1	1.0		

2022-23 POINTS-REBOUNDS-ASSISTS



Opponent	Date	Score		0	1	3	4	10	11	12	22	32	34
				ABIOLA, TOY	HANNA, MIRA	BROOKS, JAY	HENRY, SHA	HARRIS-SMITH, FAITH	HARVEY, TIA	TRIPLETT, M	METCALFE, N	FRANCIS, AN	
Ark.-Pine Bluff	11/10/2022	60-56	W	8-6-0	DNP	1-3-2	2-2-0	7-11-6	14-3-2	12-2-3	0-0-0	16-4-2	DNP
Ole Miss	11/13/2022	40-58	L	0-0-0	DNP	6-2-2	DNP	11-8-7	8-2-1	13-6-0	2-0-0	0-3-0	DNP
Arkansas	11/20/2022	49-93	L	6-1-1	0-1-0	1-0-0	2-3-0	7-5-6	5-0-0	14-0-1	0-2-0	12-4-1	2-2-0
Oral Roberts	11/23/2022	62-74	L	16-2-0	DNP	DNP	0-1-0	5-5-1	16-5-1	10-3-4	2-1-1	2-7-1	11-15-1



2022-23 STATISTICAL COMPARISON

DATE	OPPONENT	FG-FGA	PCT.	3P-3PA	PCT.	FT-FTA	PCT.	OR-DR-RB	PF	A	T	S	B	1Q	2Q	1H	3Q	4Q	2H	OT	PTS
11/10/22	Little Rock	21-54	.389	2-7	.286	16-32	.500	10-28-38	19	15	16	6	1	16	18	34	9	17	26	-	60
Att: 2,522	Arkansas-Pine Bluff	20-58	.345	5-25	.200	11-20	.550	13-31-44	26	11	21	4	6	15	17	32	11	13	24	-	56
11/13/22	Little Rock	17-45	.378	2-4	.500	4-7	.571	4-21-25	13	10	20	5	2	14	4	18	16	6	22	-	40
Att: 3,255	Ole Miss	24-56	.429	6-24	.250	4-8	.500	12-26-38	10	10	18	8	3	13	12	25	18	15	33	-	58
11/20/22	Little Rock	19-63	.302	1-7	.143	10-17	.588	7-16-23	23	9	16	5	0	10	9	19	7	23	30	-	49
Att: 2,879	Arkansas	30-48	.625	10-19	.526	23-30	.767	5-40-45	22	16	22	3	2	20	24	44	25	24	49	-	93
11/23/22	Little Rock	22-69	.319	1-13	.077	17-23	.739	21-22-43	14	9	12	7	2	13	13	26	18	18	36	-	62
Att: 1,531	Oral Roberts	28-64	.438	6-18	.333	12-16	.750	15-32-47	19	13	15	7	2	17	20	37	17	20	37	-	74
11/30/22	Little Rock																				
Att: -	at Auburn																				
12/3/22	Little Rock																				
Att: -	at Central Arkansas																				
12/6/22	Little Rock																				
Att: -	Texas A&M																				
12/11/22	Little Rock																				
Att: -	at Western Kentucky																				
12/15/22	Little Rock																				
Att: -	at Alabama																				
12/18/22	Little Rock																				
Att: -	Arkansas State																				
12/21/22	Little Rock																				
Att: -	at Missouri State																				
12/29/22	Little Rock																				
Att: -	UT Martin																				
12/31/22	Little Rock																				
Att: -	at Tennessee State																				
1/5/23	Little Rock																				
Att: -	Lindenwood																				
1/7/23	Little Rock																				
Att: -	Southeast Missouri																				
1/12/23	Little Rock																				
Att: -	at Southern Indiana																				
1/14/23	Little Rock																				
Att: -	at Eastern Illinois																				
1/19/23	Little Rock																				
Att: -	Tennessee Tech																				
1/21/23	Little Rock																				
Att: -	Tennessee State																				
1/26/23	Little Rock																				
Att: -	at Morehead State																				
1/28/23	Little Rock																				
Att: -	at Tennessee Tech																				
2/2/23	Little Rock																				
Att: -	at Southeast Missouri																				
2/4/23	Little Rock																				
Att: -	SIUE																				
2/9/23	Little Rock																				
Att: -	Morehead State																				
2/11/23	Little Rock																				
Att: -	at UT Martin																				
2/16/23	Little Rock																				
Att: -	Southern Indiana																				
2/18/23	Little Rock																				
Att: -	Eastern Illinois																				
2/23/23	Little Rock																				
Att: -	at SIUE																				
2/25/23	Little Rock																				
Att: -	at Lindenwood																				



TEAM HIGHS / LOWS

LITTLE ROCK HIGH	LITTLE ROCK LOW	CATEGORY	OPPONENT HIGH	OPPONENT LOW
62, ORAL ROBERTS (11/23/22)	40, OLE MISS (11/13/22)	POINTS	93, ARKANSAS (11/20/22)	56, UAPB (11/10/22)
22, ORAL ROBERTS (11/23/22)	17, OLE MISS (11/13/22)	FIELD GOALS MADE	30, ARKANSAS (11/20/22)	20, UAPB (11/10/22)
69, ORAL ROBERTS (11/23/22)	45, OLE MISS (11/13/22)	FIELD GOAL ATTEMPTS	64, ORAL ROBERTS (11/23/22)	48, ARKANSAS (11/20/22)
.389 (21-54), UAPB (11/10/22)	.302 (19-63), ARKANSAS (11/20/22)	FIELD GOAL PERCENTAGE	.625 (30-48), ARKANSAS (11/20/22)	.345 (20-58), UAPB (11/10/22)
2, UAPB (11/10/22)	1, ARKANSAS (11/20/22)	3 PT FIELD GOALS MADE	10, ARKANSAS (11/20/22)	5, UAPB (11/10/22)
2, OLE MISS (11/13/22)	1, ORAL ROBERTS (11/23/22)			
13, ORAL ROBERTS (11/23/22)	4, OLE MISS (11/13/22)	3 PT FG ATTEMPTS	25, UAPB (11/10/22)	18, ORAL ROBERTS (11/23/22)
.500 (2-4), OLE MISS (11/13/22)	.077 (1-13), ORAL ROBERTS (11/23/22)	3 PT FG PERCENTAGE	.526 (10-19), ARKANSAS (11/20/22)	.200 (5-25), UAPB (11/10/22)
17, ORAL ROBERTS (11/23/22)	4, OLE MISS (11/13/22)	FREE THROWS MADE	23, ARKANSAS (11/20/22)	4, OLE MISS (11/13/22)
32, UAPB (11/10/22)	7, OLE MISS (11/13/22)	FREE THROW ATTEMPTS	30, ARKANSAS (11/20/22)	8, OLE MISS (11/13/22)
.739 (17-23), ARKANSAS (11/20/22)	.500 (16-32), UAPB (11/10/22)	FREE THROW PERCENTAGE	.767 (23-30), ARKANSAS (11/20/22)	.500 (4-8), OLE MISS (11/13/22)
43, ORAL ROBERTS (11/23/22)	23, ARKANSAS (11/20/22)	REBOUNDS	47, ORAL ROBERTS (11/23/22)	38, OLE MISS (11/13/22)
15, UAPB (11/10/22)	9, ARKANSAS (11/20/22)	ASSISTS	16, ARKANSAS (11/20/22)	10, OLE MISS (11/13/22)
	9, ORAL ROBERTS (11/23/22)			
7, ORAL ROBERTS (11/23/22)	5, OLE MISS (11/13/22)	STEALS	8, OLE MISS (11/13/22)	4, UAPB (11/10/22)
	5, ARKANSAS (11/20/22)			
2, OLE MISS (11/13/22)	0, ARKANSAS (11/20/22)	BLOCKED SHOTS	6, UAPB (11/10/22)	2, ARKANSAS (11/20/22)
2, ORAL ROBERTS (11/23/22)				2, ORAL ROBERTS (11/23/22)
20, OLE MISS (11/13/22)	12, ORAL ROBERTS (11/23/22)	TURNOVERS	21, UAPB (11/10/22)	15, ORAL ROBERTS (11/23/22)
23, ARKANSAS (11/20/22)	13, OLE MISS (11/13/22)	FOULS	26, UAPB (11/10/22)	10, OLE MISS (11/13/22)

INDIVIDUAL HIGHS

LITTLE ROCK	CATEGORY	OPPONENT
16, Nikki Metcalfe vs. UAPB (11/10/22)	Points	22, Chrissy Carr vs. ARKANSAS (11/20/22)
16, Toyosi Abiola vs. ORAL ROBERTS (11/23/22)		
16, Faith Lee vs. ORAL ROBERTS (11/23/22)		
6, Nikki Metcalfe vs. UAPB (11/10/22)	Field Goals Made	7, Chrissy Carr vs. ARKANSAS (11/20/22)
6, Faith Lee vs. UAPB (11/10/22)		
6, Tia Harvey vs. ARKANSAS (11/20/22)		
6, Nikke Metcalfe vs. ARKANSAS (11/20/22)		
6, Faith Lee vs. ORAL ROBERTS (11/23/22)		
22, Tia Harvey vs. ARKANSAS (11/20/22)	Field Goals Attempted	14, Angel Baker vs. OLE MISS (11/13/22)
.600 (6-10), Faith Lee vs. UAPB (11/10/22)	FG Pct. (min. 5 made)	1.000 (5-5), Erynn Barnum vs. ARKANSAS (11/20/22)
2, Toyosi Abiola vs. UAPB (11/10/22)	3-Pt. FG Made	4, Chrissy Carr vs. ARKANSAS (11/20/22)
6, Toyosi Abiola vs. UAPB (11/10/22)	3-Pt. FG Attempted	8, Snudda Collins vs. OLE MISS (11/13/22)
6, Toyosi Abiola vs. ARKANSAS (11/20/22)		
6, Toyosi Abiola vs. ORAL ROBERTS (11/23/22)		
.333 (2-6), Toyosi Abiola vs. UAPB (11/10/22)	3-Pt. FG Pct. (min. 5 attempts)	.667 (4-6), Chrissy Carr vs. ARKANSAS (11/20/22)
7, Toyosi Abiola vs. ORAL ROBERTS (11/23/22)	Free Throws Made	5, Erynn Barnum vs. ARKANSAS (11/20/22)
10, Jaiyah Harris-Smith vs. UAPB (11/10/22)	Free Throws Attempted	6, Coriah Beck vs. UAPB (11/10/22)
		6, Erynn Barnum vs. ARKANSAS (11/20/22)
.875 (7-8), Toyosi Abiola vs. ORAL ROBERTS (11/23/22)	Free Throw Pct. (min. 5 attempts)	.833 (5-6), Erynn Barnum vs. ARKANSAS (11/20/22)
15, Angelique Francis vs. ORAL ROBERTS (11/23/22)	Rebounds	10, Madison Scott vs OLE MISS (11/13/22)
7, Jaiyah Harris-Smith vs. OLE MISS (11/13/22)	Assists	6, Samara Spencer vs. ARKANSAS (11/20/22)
6, Jaiyah Harris-Smith vs. UAPB (11/10/22)	Turnovers	6, Samara Spencer vs. ARKANSAS (11/20/22)
6, Faith Lee vs. OLE MISS (11/13/22)		
2, Nikki Metcalfe vs. ORAL ROBERTS (11/23/22)	Blocked Shots	4, Maori Davenport vs. UAPB (11/10/22)
3, Jaiyah Harris-Smith vs. ORAL ROBERTS (11/23/22)	Steals	3, Myah Taylor vs OLE MISS (11/13/22)
39:19, Faith Lee vs. UAPB (11/10/22)	Minutes Played	31, Samara Spencer vs. ARKANSAS (11/20/22)
4, Jaiyah Harris-Smith vs. UAPB (11/10/22)	Fouls	4, Coriah Beck vs. UAPB (11/10/22)
4, Faith Lee vs. UAPB (11/10/22)		4, Jelissa Reese vs. UAPB (11/10/22)
4, Jayla Brooks vs. UAPB (11/10/22)		4, Ayanna Thompson vs. OLE MISS (11/13/22)
4, Faith Lee vs. OLE MISS (11/13/22)		4, Maryam Dauda vs. ARKANSAS (11/20/22)
4, Jayla Brooks vs. ARKANSAS (11/20/22)		
4, Jaiyah Harris-Smith vs. ARKANSAS (11/20/22)		
4, Faith Lee vs. ARKANSAS (11/20/22)		
4, Faith Lee vs. ORAL ROBERTS (11/23/22)		



2022-23 RECAPS AND BOX SCORES

1 LITTLE ROCK 60, UAPB 56

Nov. 10, 2022 • Little Rock, Ark. • 2,522

LITTLE ROCK, Ark. - It was Homecoming at the Jack Stephens Center on several levels Thursday evening. For a pair of Trojan newcomers, their first appearance in one of the toughest venues to play in resulted in yet another win for Little Rock's team, this time a 60-56 win over UA Pine Bluff.

Nikki Metcalfe (16 points) and Faith Lee (14 points) led all players in scoring as Little Rock (1-0) celebrated its Homecoming game with a win.

For UA Pine Bluff's Raziya Potter and Azaria Robinson - former Trojans that transferred down to UAPB - the Homecoming wasn't quite as sweet. Potter was limited to nine points and whistled for four fouls while Robinson was held to three points and only four rebounds in the loss for the Golden Lions (0-2).

Although the Trojans rarely trailed, leading for over 30 minutes, the game was also never out of reach. Neither team built a double-digit lead and both teams struggled from the free throw line, shooting well under 60 percent. But the defensive resiliency that is Little Rock's team prevailed yet again by forcing 21 Pine Bluff turnovers, six of which came off steals. That defensive pressure, which Little Rock is known for, managed to withstand a 44-38 deficit in rebounds.

The new-look Trojans have seemingly picked up key aspects of Foley's man defense early on. Of the eight players in maroon that saw the court Thursday, seven were making their first appearance in a Little Rock jersey. That includes Ole Miss transfer Jaiyah Harris-Smith, who scored seven points and grabbed 11 rebounds in her final preparation before she faces her old team on Sunday. Little Rock's scoring mostly came from new players, but it was from a mixture of young and old. Metcalfe, a graduate transfer from Arkansas Tech, led all players with 16 points while Faith Lee, a true freshman from Louisiana, scored 14 in her collegiate debut.

Coriah Beck led the Lions with 12 points. Little Rock held Maori Dav-enport to just five points and eight rebounds just days after she had a double-double (15 points, 14 rebounds) against Arkansas.

Little Rock 60, UAPB 56 in Little Rock, Ark.; Nov. 10, 2022

VISITORS: Arkansas-Pine Bluff 0-1

#	Player	fg-a	TOT 3-PT			a	to	blk	s	min		
			fg-a	ft-a	reb						pf	tp
15	Beck,Coriah	g	3-12	2-7	4-6	7	12	4	1	4	0	28
05	Reese,Jeissa	g	5-8	0-1	0-0	1	10	4	2	2	1	25
24	Potter,Raziya	g	3-10	1-4	2-4	3	9	4	2	3	0	25
23	Davenport,Maori	c	2-4	0-0	1-1	8	5	2	2	2	4	24
21	Busby,Takaylyn	g	0-5	0-4	0-0	1	0	2	0	1	1	27
03	Shepherd,Demetria	g	3-4	1-2	1-2	3	8	3	2	4	0	16
04	Rittenberry,Kourtney	g	2-6	1-4	0-0	3	5	3	0	2	0	14
10	Robinson,Azaria	g	1-3	0-0	1-3	4	3	1	0	1	0	6
54	Peat,Maya	g	0-3	0-1	2-4	8	2	0	0	1	0	14
01	Body,Markisha	g	1-2	0-1	0-0	2	0	0	0	0	0	3
02	Bouie,Shayla	g	0-0	0-0	0-0	1	1	1	0	0	0	11
11	Morgan,Tia	g	0-1	0-1	0-0	1	0	2	1	1	0	7
TM	TEAM		0-0	0-0	0-0	4	0	0	0	0	0	0
Totals			20-58	5-21	10-20	44	56	26	11	21	6	4
TOTAL FG%		1st Half: 12-31	38.5%	2nd Half: 8-27	29.6%	Game: 34.5%		DB				
3-Pt. FG%		1st Half: 3-13	23.1%	2nd Half: 2-12	16.7%	Game: 20.0%		REB				
F.Throw %		1st Half: 5-7	71.4%	2nd Half: 6-13	46.2%	Game: 55.0%		6.0				

HOME TEAM: Little Rock 1-0

#	Player	fg-a	TOT 3-PT			a	to	blk	s	min		
			fg-a	ft-a	reb						pf	tp
32	Metcalfe,Nikki	*	6-12	0-0	4-4	4	2	16	2	0	1	38
11	Lee,Faith	*	6-10	0-0	2-3	3	4	14	2	5	0	39
12	Harvey,Tia	*	5-11	0-1	2-9	2	3	12	3	1	0	30
10	Harris-Smith,Jaiyah	*	1-6	0-0	5-10	11	4	7	6	6	0	35
03	Brooks,Jayla	*	0-3	0-0	1-2	3	4	1	2	1	0	20
00	Abiola,Toyosi	*	2-8	2-6	2-4	6	2	8	0	2	0	29
04	Henry,Shanequa	*	1-3	0-0	0-0	2	0	2	0	0	0	7
22	Triplett,Mesi	*	0-1	0-0	0-0	0	0	0	0	0	0	2
TM	TEAM		0-0	0-0	0-0	7	0	0	1	0	0	0
Totals			21-54	2-16	32	38	19	60	15	16	1	6
TOTAL FG%		1st Half: 10-27	38.5%	2nd Half: 11-27	40.7%	Game: 38.9%		DB				
3-Pt. FG%		1st Half: 2-3	66.7%	2nd Half: 0-4	0.0%	Game: 28.6%		REB				
F.Throw %		1st Half: 12-20	60.0%	2nd Half: 4-12	33.3%	Game: 50.0%		8.0				

Officials: Ty Bills, Montrel Simmons, Lauren Thomas
Technical fouls: UAPB-None. Little Rock-Team 1st10:00.
Attendance: 2,522

Score by Periods	1st	2nd	3rd	4th	OT	Total
Arkansas-Pine Bluff	15	17	11	13	-	56
Little Rock	16	18	9	17	-	60

Points in the paint-UAPB 26,LR 30. Points off turnovers-UAPB 11,LR 18.
2nd chance points-UAPB 12,LR 12. Fast break points-UAPB 8,LR 16.
Bench points-UAPB 20,LR 10. Score tied-7 times. Lead changed-9 times.
Last FG-UAPB 4th-01:53, LR 4th-00:02.
Largest lead-UAPB by 4 2nd-08:27, LR by 8 3rd-06:48.
UAPB led for 09:46. LR led for 27:38. Game was tied for 02:56.

2 OLE MISS 58, LITTLE ROCK 40

Nov. 13, 2022 • Little Rock, Ark. • 3,255

LITTLE ROCK, Ark. - Joe Foley's teams over his 20 years at Little Rock have been known for their defensive pressure causing frustration that leads to turnovers and low scoring. On the day the court at the Jack Stephens Center was named for Foley, Ole Miss employed a similar tactic to claim the 58-40 win over the host Trojans.

Little Rock (1-1) may have forced 18 turnovers but Ole Miss (3-0) forced 20 turnovers out of Little Rock and used a 42.9 percent shooting mark and 38-25 rebounding advantage to claim the win Sunday.

Foley, now in his 20th season guiding the Trojans, was accepting of the outcome and not disappointed in the effort his team gave, knowing this was just another step in the meticulous process he cultivates to build a championship team. His record, with 834 wins, proves he right in that line of thought a lot more than not.

For Sunday's effort, it involved Tia Harvey's 13 points and six rebounds while Jaiyah Harris-Smith, guard that was on the Ole Miss roster a year ago, scored 11 bounds with eight rebounds and seven assists.

While Little Rock shot 37.8 percent from the field, it was the cold outings in the second and fourth quarters that became too much to overcome. The Trojans scored just 10 of their 40 points in those two quarters combined.

Marquesha Davis led Ole Miss with 13 points while Madison Scott was prevented from reaching a double-double, scoring just eight points and grabbing 10 rebounds. Davis was the only Rebel in double figures just days after Ole Miss had three reach double figures and scored 83 points in a win over Southeast Missouri, a new conference mate of Little Rock.

Angel Baker, last year's SEC Sixth Woman of the Year, was limited to just nine points over nearly 33 minutes.

Ole Miss 58, Little Rock 40 in Little Rock, Ark.; Nov. 13, 2022

VISITORS: Ole Miss 3-0

#	Player	fg-a	TOT 3-PT			a	to	blk	s	min		
			fg-a	ft-a	reb						pf	tp
02	Davis,Marquesha	*	6-8	1-3	0-0	5	13	2	0	1	0	23
15	Baker,Angel	*	4-14	1-6	0-0	5	9	0	3	2	0	33
05	Collins,Smudda	*	3-10	1-8	1-3	3	8	0	0	1	0	31
24	Scott,Madison	*	3-5	0-0	2-3	10	8	2	3	2	1	26
01	Taylor,Myah	*	2-6	0-2	1-2	2	5	0	1	3	0	39
23	Eaton,Eluana	*	2-3	2-3	0-0	0	6	2	0	3	0	8
32	Igbokwe,Rita	*	2-3	0-0	0-0	2	4	0	0	0	0	8
10	Salary,Destiny	*	1-3	1-1	0-0	2	3	0	2	2	0	15
22	Singleton,Iyia	*	1-3	0-0	0-0	8	2	0	1	3	2	19
20	Thompson,Ayanna	*	0-1	0-1	0-0	0	0	4	0	0	0	7
12	Berry,Jordan	*	0-0	0-0	0-0	0	0	0	0	0	0	1
TM	TEAM		0-0	0-0	0-0	1	0	0	1	0	0	0
Totals			24-56	6-24	4-8	38	58	10	10	18	3	200
TOTAL FG%		1st Half: 10-28	35.7%	2nd Half: 14-28	50.0%	Game: 42.9%		DB				
3-Pt. FG%		1st Half: 3-12	25.0%	2nd Half: 3-12	25.0%	Game: 25.0%		REB				
F.Throw %		1st Half: 2-5	40.0%	2nd Half: 2-3	66.7%	Game: 50.0%		3.0				

HOME TEAM: Little Rock 1-1

#	Player	fg-a	TOT 3-PT			a	to	blk	s	min		
			fg-a	ft-a	reb						pf	tp
12	Harvey,Tia	*	5-14	1-2	2-4	6	2	13	0	2	0	37
10	Harris-Smith,Jaiyah	*	4-10	1-1	2-3	8	1	11	7	5	0	39
11	Lee,Faith	*	4-5	0-0	0-0	2	4	8	1	6	0	31
03	Brooks,Jayla	*	3-6	0-0	0-0	2	2	6	2	1	0	39
32	Metcalfe,Nikki	*	0-4	0-0	0-0	3	2	0	0	1	1	26
22	Triplett,Mesi	*	1-5	0-0	0-0	2	2	0	2	0	1	23
00	Abiola,Toyosi	*	0-1	0-1	0-0	0	0	0	0	2	0	7
TM	TEAM		0-0	0-0	0-0	4	0	0	2	0	0	0
Totals			17-45	2-4	4-7	25	13	40	10	20	5	200
TOTAL FG%		1st Half: 8-24	33.3%	2nd Half: 9-21	42.9%	Game: 37.8%		DB				
3-Pt. FG%		1st Half: 0-0	0.0%	2nd Half: 2-4	50.0%	Game: 50.0%		REB				
F.Throw %		1st Half: 2-3	66.7%	2nd Half: 2-4	50.0%	Game: 57.1%		1.0				

Officials: Eric Baker, Natasha Harris, Leah Lanie
Technical fouls: Ole Miss-None. Little Rock-None.
Attendance: 3,255

Score by Periods	1st	2nd	3rd	4th	OT	Total
Ole Miss	13	12	18	15	-	58
Little Rock	14	4	16	6	-	40

Points in the paint-OM 32,LR 24. Points off turnovers-OM 16,LR 7.
2nd chance points-OM 13,LR 4. Fast break points-OM 7,LR 4.
Bench points-OM 15,LR 2. Score tied-1 time. Lead changed-4 times.
Last FG-OM 4th-00:03, LR 4th-02:26.
Largest lead-OM by 19 4th-00:23, LR by 3 2nd-09:53.
OM led for 37:07. LR led for 02:09. Game was tied for 00:46.

3 ARKANSAS 93, LITTLE ROCK 49

Nov. 20, 2022 • Little Rock, Ark. • 2,879

LITTLE ROCK, Ark. - Little Rock struggled to slow a hot-shooting Razorback squad Sunday, falling to Arkansas in a 93-49 decision in front of 2,879 fans at the Jack Stephens Center.

The visiting Razorbacks (5-0) shot 62.5% from the floor and drained 10 of 19 shots from long range (52.6%) in the game while Little Rock struggled to get into a flow, shooting just 30.2% from the field.

Little Rock could not overcome a size difference either, finishing the game at a 45-23 disadvantage in rebounds.

"Missing shots," Foley said when asked about what most disappointed him. "We got some good open looks and I thought if we hit them early that we could kind of get a little momentum and have a little confidence.

"When we didn't hit them, I knew we were in trouble."

Tia Harvey and Nikki Metcalfe, who anchored UALR (1-2) with a combined 26 points, shot a combined 12 of 33. Ten of Harvey's 14 points came in the fourth quarter.

As cold as the Trojans were, the Razorbacks stayed hot into the third quarter. Arkansas turned on the afterburners with a 15-2 burst in fewer than three minutes.

The Razorbacks were led by Chrissy Carr's 22 points in under 24 minutes while Erynn Barnum added 15 points.

Carr hit 3 three-pointers in as many possessions and Makayla Daniels, who finished 12 points and four assists, punctuated the spurt with a three of her own.

Arkansas 93, Little Rock 49 in Little Rock, Ark.; Nov. 20, 2022

VISITORS: Arkansas 5-0

#	Player	fg-a	TOT 3-PT			a	to	blk	s	min		
			fg-a	ft-a	reb						pf	tp
34	Carr,Chrissy	*	7-10	4-6	4-4	22	2	2	0	2	0	23
04	Barnum,Erynn	*	5-5	0-0	5-6	15	3	1	5	1	0	20
43	Daniels,Makayla	*	3-4	3-4	3-4	12	3	2	4	1	0	22
02	Spencer,Samara	*	4-9	0-4	3-4	11	7	1	6	6	0	31
00	Poffenberger,Saylor	*	3-4	0-1	3-4	9	3	1	3	0	0	28
30	Dauda,Maryam	*	3-5	1-1	0-0	7	4	4	2	2	1	16
24	Wolffenberger,Jersey	*	2-6	1-2	1-2	6	5	1	1	0	0	18
55	Ellis,Emmie	*	2-3	1-1	0-0	5	2	3	0	3	0	12
11	Langerman,Rylee	*	1-1	0-0	1-2	3	0	1	0	0	0	14
22	Hughes,Avery	*	0-1	0-0	2-2	2	0	2	0	0	0	5
20	Johnson,Karley	*	0-0									



4 ORAL ROBERTS 74, LITTLE ROCK 62

Nov. 10, 2022 • Little Rock, Ark. • 1,531

LITTLE ROCK, Ark. - Little Rock shot less than 32% from the field - a number skewed by a strong fourth quarter mark - and was just 1 of 13 from 3-point range as the Trojans fell to Oral Roberts, 74-62, Wednesday afternoon at the Jack Stephens Center.

Despite the fact that four Trojans (1-3) reached double figures, Little Rock was just 22 of 69 (31.9%) from the field Wednesday. Faith Lee and Toyosi Abiola led the Maroon and Silver with 16 points each, a high mark for both players in a Little Rock uniform.

Hannah Cooper led Oral Roberts (1-5) with 22 points and 10 rebounds while dishing out eight assists. Ariel Walker added 20 points and nine rebounds.

Cooper's output impressed at least three other participants in the game played before a crowd of 1,531, including Little Rock Head Coach Joe Foley.

"That point guard, she's a good point guard," he said. "She hurt us last year."

Cooper scored 11 points in Oral Roberts' 74-56 victory over the Trojans last season.

Angelique Francis recorded the first double-double of the year for the Trojans, grabbing a career-high 15 rebounds to go with her 11 points. Tia Harvey, who was 5 of 17 from the field, scored 10 points.

Little Rock never led in the game but was always within striking distance. The tide appeared to be turning late in the third quarter when the Trojans cut ORU's lead to just two late in the third quarter before the Golden Eagles ended the quarter on a 10-2 run and would pull away in the fourth quarter, leading by as much as 18.

One marked improvement for the Trojans was free throw shooting, hitting 73.9% of their chances at the charity stripe. Little Rock had been averaging just a 53.6% mark entering the game.

Oral Roberts 74, Little Rock 62 in Little Rock, Ark.; Nov. 23, 2022

VISITORS: Oral Roberts 1-5

#	Player	g	TOT		3-PT		ft-A	reb	pf	tp	a	to	blk	s	min
			fg-a	fg-a	fg-a	fg-a									
02	Cooper,Hannah		8-16	0-0	6-8	10	2	22	8	6	0	0	0	39	
11	Walker,Ariel		8-15	2-5	2-2	9	2	20	1	3	0	3	35		
14	Nix,Delaney		5-9	4-8	0-0	2	1	14	1	0	0	0	37		
22	Udoumoh,Ruthie		3-8	0-0	2-4	5	4	8	1	3	0	4	31		
32	Moore,Tirzah		1-3	0-0	0-0	4	3	2	0	0	0	0	11		
30	Rodrigues,Sara		3-8	0-1	2-2	13	4	8	1	0	2	0	26		
03	Taylor,Nena		0-2	0-1	0-0	1	1	0	0	1	0	0	9		
23	Pogi,Talia		0-0	0-0	0-0	0	1	0	0	1	0	0	6		
12	Winans,Makenna		0-0	0-0	0-0	0	1	0	0	1	0	0	3		
20	Ramey,Lauren		0-3	0-3	0-0	0	0	0	0	1	0	0	3		
TM	TEAM		0-0	0-0	0-0	3	0	0	0	0	0	0	0		
Totals			-	28-64	6-18	12-16	47	19	74	13	15	2	7	200	
TOTAL FG%			1st Half: 15-34	44.1%	2nd Half: 13-30	43.3%	Game: 34.5%		DB						
3-Pt. FG%			1st Half: 5-12	41.7%	2nd Half: 1-6	16.7%	Game: 20.0%		REB						
FThrow %			1st Half: 2-3	66.7%	2nd Half: 10-13	76.9%	Game: 55.0%		3.0						

HOMETEAM: Little Rock 1-3

#	Player	g	TOT		3-PT		ft-A	reb	pf	tp	a	to	blk	s	min
			fg-a	fg-a	fg-a	fg-a									
11	Lee,Faith		6-17	0-2	4-6	5	4	16	1	2	0	1	31		
34	Francis,Angelique		4-7	0-0	3-5	15	0	11	1	2	0	0	39		
12	Harvey,Tia		5-17	0-5	0-0	3	2	10	4	4	0	1	31		
10	Harris-Smith,Jaiyah		1-5	0-0	3-4	5	3	5	1	2	0	3	29		
32	Metcalfe,Nikki		1-9	0-0	0-0	7	2	2	1	2	2	0	23		
00	Abiola,Toyosi		4-11	1-6	7-8	2	3	16	0	0	0	2	35		
22	Triplett,Mesi		1-1	0-0	0-0	1	0	2	1	0	0	0	10		
04	Henry,Sha'nequa		0-2	0-0	0-0	1	0	0	0	0	0	0	2		
TM	TEAM		0-0	0-0	0-0	4	0	0	0	0	0	0	0		
Totals			-	22-69	1-13	17	43	14	62	9	12	2	7	200	
TOTAL FG%			1st Half: 11-36	30.6%	2nd Half: 11-33	33.3%	Game: 38.9%		DB						
3-Pt. FG%			1st Half: 0-4	0.0%	2nd Half: 1-9	11.1%	Game: 28.6%		REB						
FThrow %			1st Half: 4-8	50.0%	2nd Half: 13-15	86.7%	Game: 50.0%		0.0						

Officials: Kristen Bell, Royce Blevins, Lauren Thomas

Technical fouls: Oral Roberts-None. Little Rock-None.

Attendance: 1,531

Score by Periods	1st	2nd	3rd	4th	OT	Total
Oral Roberts	17	20	17	20	-	74
Little Rock	13	13	18	18	-	62

Points in the paint-ORU 40,LR 30. Points off turnovers-ORU 15,LR 1218.

2nd chance points-ORU 15,LR 12. Fast break points-ORU 11,LR 13.

Bench points-ORU 8, LR 18. Score tied-0 times. Lead changed-0 times.

Last FG-ORU 4th-01:57, LR 4th-00:04.

Largest lead-ORU by 18 4th-02:54, LR None.

ORU led for 39:26. LR led for 00:00. Game was tied for 00:34.

5 LITTLE ROCK AT AUBURN

Nov. 30, 2022 • Auburn, Ala. • Noon

6 LITTLE ROCK AT CENTRAL ARK.

Dec. 3, 2022 • Conway, Ark. • 1 p.m.



2022-23 SPECIALTY STATS

Date	Opponent	W/L	Score	LR Big	Opp Big	Ties	Chg	LR in	Opp in	Tied	Pts Off TOs		Paint		2nd Ch		Fast Brk		Bench	
				Lead	Lead			Lead	Lead		LR	Opp	LR	Opp	LR	Opp	LR	Opp	LR	Opp
Nov. 10	UAPB	W	60-56	8 (3rd)	4 (2nd)	7	9	27:38	9:46	2:56	18	11	30	26	12	12	16	8	10	20
Nov. 13	Ole Miss	L	40-58	3 (2nd)	19 (4th)	1	4	2:09	37:07	0:44	7	16	24	32	4	13	4	7	2	15
Nov. 20	Arkansas	L	49-93	2 (1st)	45 (4th)	1	1	0:20	37:22	2:18	16	19	16	38	3	10	8	9	10	24
Nov. 23	Oral Roberts	L	62-74	N/A	18 (4th)	0	0	0:00	39:26	0:34	21	15	30	40	12	15	13	11	18	8

* - denotes Ohio Valley Conference game

& - Ohio Valley Conference Tournament (Ford Center, Evansville, Ind.)

% - Governor's I-40 Showdown presented by Arkansas Blue Cross/Blue Shield

TOP 25 RANKINGS

AP TOP 25

RK	TEAM	RECORD	PTS	PRV
1	South Carolina (29)	6-0	725	1
2	Stanford	8-1	687	2
3	UConn	5-0	676	3
4	Ohio State	6-0	605	4
5	Indiana	7-0	587	6
6	North Carolina	6-0	577	8
7	Notre Dame	6-0	565	7
8	Iowa State	5-1	492	5
9	Virginia Tech	6-0	457	11
10	Iowa	5-2	435	9
11	LSU	7-0	412	12
12	NC State	6-1	408	13
13	Creighton	6-0	351	16
14	Arizona	6-0	350	15
15	UCLA	7-0	281	20
16	Utah	6-0	280	17
17	Michigan	7-0	265	22
18	Louisville	5-2	262	10
19	Oregon	5-1	198	18
20	Maryland	6-2	166	14
21	Baylor	5-2	127	21
22	Texas	3-3	126	19
23	Gonzaga	5-1	85	NR
24	Marquette	6-1	64	NR
25	Villanova	6-1	61	23

Others receiving votes: Oklahoma 50, South Dakota State 37, **Arkansas 36**, Kansas State 25, Kansas 17, Tennessee 12, Virginia 2, Duke 2

USA TODAY COACHES TOP 25

RK	TEAM (RECORD)	PTS	PRV	1st
1	South Carolina (4-0)	800	1	32
2	Stanford (5-1)	758	2	0
3	UConn (3-0)	744	3	0
4	Iowa State (4-0)	644	8	0
5	Indiana (5-0)	643	9	0
6	Ohio State (4-0)	615	10	0
7	Notre Dame (4-0)	556	11	0
8	Iowa (4-1)	529	6	0
9	Virginia Tech (4-0)	502	14	0
10	North Carolina (4-0)	495	13	0
11	NC State (4-1)	466	7	0
12	Louisville (4-2)	418	4	0
13	LSU (5-0)	414	15	0
14	Arizona (4-0)	329	18	0
15	Creighton (4-0)	321	20	0
16	Texas (2-3)	303	5	0
17	Maryland (4-1)	270	21	0
18	Oregon (4-0)	263	19	0
19	Utah (5-0)	227	24	0
20	Baylor (3-1)	204	17	0
21	UCLA (6-0)	180	NR	0
22	Oklahoma (4-1)	156	16	0
23	Michigan (4-0)	110	23	0
24	Tennessee (2-4)	105	12	0
25	Marquette (5-1)	57	NR	0

Others receiving votes: Florida Gulf Coast 55; Gonzaga 53; Villanova 52; Kansas State 32; South Dakota State 25; Georgia 20; Nebraska 17; South Florida 13; Princeton 8; **Arkansas 7**; UMass 5; Oregon State 3; Drake 1.

MID-MAJOR TOP 25

RK	TEAM (1ST)	RECORD	PTS	PRV
1	FGCU (25)	4-0	764	1
2	Gonzaga (5)	4-1	733	3
3	South Dakota State (1)	3-2	699	2
4	Princeton	3-1	667	5
5	Drake	2-1	631	10
6	Toledo	3-1	596	4
7	Drexel	2-1	508	7
8	Illinois State	3-0	501	14
9	Belmont	1-3	444	6
10	Troy	3-2	408	9
11	Columbia	3-2	405	11
12	Quinnipiac	2-2	401	12
13	South Dakota	4-1	395	18
14	Albany	3-0	339	15
15	Stephen F. Austin	3-1	325	19
16	Liberty	2-1	286	16
17	Kent State	2-2	235	17
18	Jackson State	2-2	223	22
19	Youngstown State	1-2	192	8
20	Green Bay	2-1	170	20
21	Portland	2-3	128	13
22	Bowling Green	3-1	116	NR
23	UT Arlington	2-2	115	21
24	Cleveland State	2-1	79	NR
25	Tennessee Tech	3-2	73	23

Others receiving votes: Northern Illinois 70, Mercer 69, Grand Canyon 55, Ball State 47, Northern Iowa 41, Delaware 30, Jacksonville St 28, James Madison 27, Stony Brook 25, Lehigh 23, Valparaiso 19, A&M Corpus Christi 17, UC Irvine 17, Montana State 14, Old Dominion 13, **Eastern Illinois 11**, Howard 11, **Missouri State 11**, Eastern Washington 9...



TEAM LEADERS

No.	Name	GAME LEADERS					GAMES WITH							
		Pts	Reb	Ast	Stl	Blk	10+ Pts	20+ Pts	10+ Reb	3+ Ast	3+Stl	3+Blk	3+3s	Dbl-DbI
0	Toyosi Abiola ^{^%}	1 (5)	0 (1)	0 (1)	1 (7)	0 (0)	1 (18)	0 (4)	0 (0)	0 (5)	0 (4)	0 (0)	0 (6)	0 (0)
1	Mira Hanna	0 (0)	0 (0)	0 (0)	0 (0)	0 (0)	0 (0)	0 (0)	0 (0)	0 (0)	0 (0)	0 (0)	0 (0)	
2	Sali Kourouma	0 (16)	0 (4)	0 (0)	0 (5)	0 (8)	0 (18)	0 (11)	0 (3)	0 (1)	0 (3)	0 (0)	0 (2)	
3	Jayla Brooks ⁵	0 (0)	0 (0)	0 (0)	1 (1)	0 (0)	0 (0)	0 (0)	0 (0)	0 (0)	0 (0)	0 (0)	0 (0)	
4	Sha'Nequa Henry	0 (0)	0 (0)	0 (0)	0 (0)	0 (0)	0 (0)	0 (0)	0 (0)	0 (0)	0 (0)	0 (0)	0 (0)	
5	Hailey Hohenecker	0 (0)	0 (0)	0 (0)	0 (0)	0 (0)	0 (0)	0 (0)	0 (0)	0 (0)	0 (0)	0 (0)	0 (0)	
10	Jaiyah Harris-Smith [#]	0 (0)	3 (3)	3 (3)	2 (2)	0 (0)	1 (1)	0 (0)	1 (1)	3 (5)	1 (1)	0 (0)	0 (0)	
11	Faith Lee	1 (1)	0 (0)	0 (0)	2 (2)	0 (0)	1 (1)	0 (0)	0 (0)	0 (0)	0 (0)	0 (0)	0 (0)	
12	Tia Harvey	2 (3)	0 (1)	1 (10)	2 (5)	0 (7)	3 (12)	0 (0)	0 (1)	1 (19)	0 (1)	0 (0)	0 (0)	
22	Mesi Triplett	0 (0)	0 (0)	0 (0)	1 (1)	0 (0)	0 (0)	0 (0)	0 (0)	0 (0)	0 (0)	0 (0)	0 (0)	
32	Nikki Metcalfe [@]	1 (2)	0 (16)	0 (0)	0 (1)	3 (38)	2 (22)	0 (0)	0 (6)	0 (0)	(15)	0 (0)	0 (4)	
34	Angelique Francis	0 (2)	1 (14)	0 (1)	0 (4)	0 (4)	1 (6)	0 (0)	1 (6)	0 (2)	0 (1)	0 (0)	0 (0)	

Career totals in parenthesis; ⁵ - includes St. Thomas career; [%] - includes Eastern Michigan career; [^] - includes Iona career; ⁵ - includes SMU career; [#] - includes Ole Miss career; [@] - includes Arkansas Tech career

CHARGES TAKEN

DATE	OPPONENT	RESULT	CHARGES TAKEN
Nov. 11	UAPB	W, 60-56	Abiola (2), Metcalfe, Harris-Smith (2)
Nov. 13	Ole Miss	L, 40-58	Brooks (1), Harvey (1), Harris-Smith (1)
Nov. 20	Arkansas	L, 49-93	Francis (2)

SEASON TOTALS

Toyosi Abiola - 2
 Jayla Brooks - 1
 Angelique Francis - 2
 Tia Harvey - 1
 Nikki Metcalfe - 2
 Jaiyah Harris-Smith - 3
TOTAL - 11

LITTLE ROCK'S RECORD WHEN...

LITTLE ROCK RECORD	2022-23	LITTLE ROCK RECORD	2022-23
Leading at halftime	1-0	More points in the paint	1-0
Tied at the half	0-0	Fewer/Same points in the paint	0-3
Trailing at halftime	0-3	More or same points off TOs	1-1
Scoring more points than opponent	1-0	Fewer points off TOs	0-2
Scoring fewer points than opponent	0-3	More 2nd-chance points	0-0
Shoot >/= 40%	0-0	Fewer or same 2nd-chance points	1-3
Shoot < 40%	1-3	More bench points than opp.	0-1
Shoot higher % than opp.	1-0	Fewer or same bench points	1-2
Shoot lower % than opp.	0-3	On Monday	0-0
Opp. shoot worse than 40%	1-0	On Tuesday	0-0
Opp. shoot 40% or higher	0-3	On Wednesday	0-1
Score less than 60 points	0-2	On Thursday	1-0
Score 60-69 points	1-1	On Friday	0-0
Score 70-79 points	0-0	On Saturday	0-0
Score 80-89 points	0-0	On Sunday	0-2
Score 90-99 points	0-0	In November	1-3
Score 100-plus points	0-0	In December	0-0
Opp. score less than 60 points	1-1	In January	0-0
Opp. score 60-69 points	0-0	In February	0-0
Opp. score 70-79 points	0-1	In March	0-0
Opp. score 80-89 points	0-0	vs. ferocious felines	1-0
Opp. score 90-99 points	0-1	vs. those who lost the war	0-1
Opp. score 100-plus points	0-0	vs. wild boars	0-1
Outrebounded opponent	0-0	vs. golden birds	0-1
Outrebounded by opponent	1-3	vs. diabetic bears	0-0
Equal number of rebounds	0-0	vs. Texas farmers	0-0
Fewer turnovers than opp.	1-2	vs. those atop a hill	0-0
Same turnovers as opp.	0-0	vs. feminine bears	0-0
More turnovers than opp.	0-1	vs. crimson stampeding elephants	0-0
Make 8 or more 3-pointers	0-0	vs. warmongering birds	0-0
Make 7 or fewer 3-pointers	1-3	vs. birds of prey	0-0
Games decided by 5 pts or less	1-0	vs. crimson canines	0-0
Games decided by 10 pts or less	1-0	vs. nickname stealers	0-0
Overtime games	0-0		
Games following a loss	0-2		
Games following a win	0-1		

STARTING LINEUPS

Guard	Guard	G/F	Forward	Forward	Games	W-L
Brooks	Harris-Smith	Harvey	Lee	Metcalfe	3	1-2
Harris-Smith	Harvey	Lee	Metcalfe	Francis	1	0-1

START CHART

No.	Name	Total	Cons.	2022-23	2021-22	2020-21	2019-20	2018-19	2017-18
0	Toyosi Abiola ^{%^}	30	0	0	0%	-	0%	-	30 [^]
1	Mira Hanna	0	0	-	-	-	-	-	-
2	Sali Kourouma	18	0	0	18	-	-	-	-
3	Jayla Brooks	3	0	3	-	1 ⁵	-	-	-
4	Sha'Nequa Henry	0	0	0	-	-	-	-	-
5	Hailey Hohenecker ⁵	0	0	-	-	-	-	-	-
10	Jaiyah Harris-Smith [#]	4	4	4	0 [#]	-	-	-	-
11	Faith Lee	4	4	4	-	-	-	-	-
12	Tia Harvey	31	4	4	14	13	-	-	-
22	Mesi Triplett	0	0	0	-	-	-	-	-
32	Nikki Metcalfe [@]	39	27 [@]	4	24 [@]	11 [@]	-	-	-
34	Angelique Francis	23	1	1	18	1	3	-	-

⁵ - includes St. Thomas career; [%] - includes Eastern Michigan career; [^] - includes Iona career; ⁵ - includes SMU career; [#] - includes Ole Miss career; [@] - includes Arkansas Tech career

HOW LR SCORED ITS FIRST POINTS

Player	Layup	FG in Paint	FG	3PT	FT
Francis	-	-	-	-	-
Harvey	1	-	1	-	-
Kourouma	-	-	-	-	-
Harris-Smith	1	-	-	-	1



TEAM

SCORING

Scored 100+ points	103 vs. Morris Brown, 2/3/2001
Scored 90+ points	92 vs. Georgia Southern, 2/1/2018
Score 80+ points	88, Champion Christian, 2/14/2022
Scored fewer than 40 points	39, at Arkansas, 12/12/2021
Scored fewer than 50 points	49, Arkansas, 11/20/2022
Had 2 players score 20+ points	Teal Battle (25) & Ky'lie Scott (22) vs. Georgia State, 3/6/2021
Had no player in double figures	at Arkansas, 12/12/2021
Had exactly 4 players in double figures	Toyosi Abiola (16), Faith Lee (16), Angelique Francis (11), Tia Harvey (10) vs. Oral Roberts, 11/23/2022
Had 5 players in double figures	Sali Kourouma (22), Mayra Caicedo (13), Tia Harvey (11) Dariel Johnson (10), Raziya Potter (10) at Arkansas State, 2/19/2022

REBOUNDING

Had 50 or more rebounds	55 vs. Champion Christian, 2/14/2022
Had 45 or more rebounds	48 vs. App State, 3/4/2022
Had fewer than 25 rebounds:	23, Arkansas, 11/20/2022
Outrebounded opponent by 10+	52-38 vs. Philander Smith, 2/8/2022
Outrebounded opponent by 20+	23 (48-25) vs. App State, 3/4/2022
Outrebounded opponent by 30+	53-20 vs. Incarnate Word, 12/10/2013
Had 2 players with 10+ rebounds	Dariel Johnson (15), Angelique Francis (11) vs. App State, 3/4/2022
Held a Team to 0 Points in a Quarter	vs. ULM (12/31/2016) 1st Quarter (LR led 16-0); W, 78-34
Held a Team to 0 FGs Made in a Quarter	vs. Louisiana (1/25/2021) 1st Quarter (LA 0-for-9); L, 54-45

MISCELLANEOUS

Won in overtime	60-56 vs. Arkansas State, 2/13/2021
Lost in overtime	69-65 (30T) vs. Texas State, 1/27/2022
Had 20+ assists	20 vs. Champion Christian, 2/14/2022
Out-assisted opponent by 10+	19-8, at Texas State, 2/26/2022
Had 15+ steals	16 vs. Champion Christian, 2/14/2022
Had 10+ blocks	11 vs. Louisiana Tech, 1/30/2013
Had 2 players with double-doubles	Dariel Johnson (10 pts and 15 rbs), Angelique Francis (10 pts and 11 rbs) vs. App State, 3/4/2022
Won by 50+ points	52 (88-36), vs. Champion Christian, 2/14/2022
Won by 40+ points	40 vs. Georgia Southern, 2/1/2018
Won by 30+ points	35 (71-36) vs. ULM, 1/29/2021
Allowed 40 points or fewer	36, Champion Christian, 2/14/2022
Opponent shot > 50% FG	62.5% (30-48), Arkansas, 11/20/2022
Opponent shot > 50% 3PT	52.6% (10-19), Arkansas, 11/20/2022

INDIVIDUAL

Scored 40+ points	40, Chastity Reed at South Alabama, 2/23/2011
Scored 30+ points	32, Sali Kourouma vs. Memphis, 11/18/2021
Shot 100% in FGs (min. 6)	Raeyana DeGray (9-9) vs. Georgia State, 3/2/2019
Made 15+ field goals	17, Chastity Reed at South Alabama, 2/23/2011
Made 10+ field goals	10, Sali Kourouma vs. App State, 3/4/2022
Attempted 30+ field goals	32, Chastity Reed vs. ULM, 1/12/2011
Made 5+ three-pointers	5, Teal Battle vs. Arkansas State, 2/13/2021
Attempted 15+ 3s	19, Kim Sitzmann at Louisiana Tech, 12/22/2008
Made 12+ free throws	Bre'Amber Scott (13) at Central Ark., 12/16/2020
Shot 100% FTs (min. 8)	Bre'Amber Scott (13-13) vs. #10/10 Texas A&M, 12/10/2020
Had 15+ rebounds	15, Angelique Francis vs. Oral Roberts, 11/23/2022
Had 20+ rebounds	22, Azaria Robinson vs. Philander Smith, 2/8/2022
Had 10+ assists	10, Mayra Caicedo vs. Georgia State, 3/6/2021
Had 8+ steals	8, Angela Jones vs. Philander Smith, 12/4/1984
Had 5+ blocks	5, Dariel Johnson at ULM, 2/5/2022
Had a double-double	Angelique Francis (11 pts and 15 rbs) vs. Oral Roberts, 11/23/2022
Had a triple-double	Shanika Butler (10p/12r/12a) vs. Louisiana, 1/16/2010



Toyosi ABIOLA



TOY-OH-see AB-EE-OH-luh • G • 5-7 • Gr.

London, England • Eastern Michigan/Iona • Management Major

SEASON STATS

PPG	RPG	APG	FG%	3FG%	FT%
7.5	2.3	0.3	28%	21%	71%

ABOUT TOYOSI

- Very athletic
- Can shoot the 3
- Brings Division I experience
- Explosive off the dribble

TOP PERFORMANCES

POINTS
 Season: 16, Oral Roberts (11/23/22)
 Career: *21, 2x; Last: Canisius (1/2/18)

FG MADE
 Season: 4, Oral Roberts (11/23/22)
 Career: *9, at St. Francis Brooklyn (12/16/17)

FG ATTEMPTS
 Season: 11, Oral Roberts (11/23/22)
 Career: *20, at Marist (2/1/18)

3-POINT FGM
 Season: 2, UAPB (11/10/22)
 Career: *5, at Niagra (12/30/17)

3-POINT FGA
 Season: 6, 3x; Last: Oral Roberts (11/23/22)
 Career: *11, at Saint Peter's (2/15/18)

FT MADE
 Season: 7, Oral Roberts (11/23/22)
 Career: 7, 2x; Last: Oral Roberts (11/23/22)

FT ATTEMPTS
 Season: 8, Oral Roberts (11/23/22)
 Career: *9, Manhattan (2/17/18)

REBOUNDS
 Season: 6, UAPB (11/10/22)
 Career: *7, 2x; Last: Monmouth (1/13/18)

ASSISTS
 Season: 1, Arkansas (11/20/22)
 Career: *4, 2x; Last: Fairfield (2/8/18)

STEALS
 Season: 2, Oral Roberts (11/23/22)
 Career: *4, Siena (1/20/18)

BLOCKS
 Season: -
 Career: -

2022-23 GAME-BY-GAME STATISTICS

Opponent	Date	GS	Min	FG	FGA	Pct	3FG	FGA	Pct	FT	FTA	Pct	O	D	Tot	Avg	PF	FO	A	TO	Blk	Stl	Pts	Avg
ARK.-PINE BLUFF	11/10/22	29	2	8	.250	2	6	.333	2	4	.500	0	6	6	6.0	2	0	0	2	0	1	8	8.0	
OLE MISS	11/13/22	7	0	1	.000	0	1	.000	0	0	.000	0	0	0	3.0	0	0	0	2	0	1	0	4.0	
ARKANSAS	11/20/22	21	2	9	.222	1	6	.167	1	2	.500	1	0	1	2.3	2	0	1	0	0	0	6	4.7	
ORAL ROBERTS	11/23/22	35	4	11	.364	1	6	.167	7	8	.875	0	2	2	2.3	3	0	0	0	0	2	16	7.5	
Total		92	8	29	.276	4	19	.211	10	14	.714	1	8	9	2.3	7	0	1	4	0	4	30	7.5	

CAREER STATISTICS

SEASON	TEAM	GP-GS	MIN/AVG	Field Goals		3-Point		F-Throws		Rebounds				Scoring						
				FG-FGA	FG%	3FG-3FGA	3FG%	FT-FTA	FT%	OFF	DEF	TOT	AVG	PF-FO	A	TO	BLK	STL	PTS	AVG
2017-18	Iona	30-30	1037/34.6	120-369	.325	45-157	.287	59-82	.720	19	61	80	2.7	65-1	43	77	0	29	344	11.5
2019-20	EMU	1-0	1/0.8	0-0	.000	0-0	.000	0-0	.000	0	0	0	0.0	0-0	0	0	0	0	0	0.0
2021-22	EMU	6-0	33/5.5	1-14	.071	0-8	.000	0-0	.000	0	5	5	0.8	1-0	0	1	0	0	2	0.3
2022-23	LR	4-0	92/23.1	8-29	.276	4-19	.211	10-14	.714	1	8	9	2.3	7-0	1	4	0	4	30	7.5
TOTAL FOR LR	4-0	92/23.1	8-29	.276	4-19	.211	10-14	.714	1	8	9	2.3	7-0	1	4	0	4	30	7.5	
TOTAL	41-30	1163/28.4	129-412	.313	49-184	.266	69-96	.719	20	74	94	2.3	73-1	44	82	0	33	376	9.2	



Mira HANNA

1



MEER-uh HAN-uh • F • 6-0 • Fr.

Tampa, Fla. • Berkeley Prep HS • Interdisciplinary Studies Major

SEASON STATS

PPG	RPG	APG	FG%	3FG%	FT%
0.0	1.0	0.0	---%	---%	---%

ABOUT MIRA

- Good shooter from perimeter
- Has ability to post up
- Good basketball IQ
- Great potential

TOP PERFORMANCES

POINTS	
Season:	-
Career:	-
FG MADE	
Season:	-
Career:	-
FG ATTEMPTS	
Season:	-
Career:	-
3-POINT FGM	
Season:	-
Career:	-
3-POINT FGA	
Season:	-
Career:	-
FT MADE	
Season:	-
Career:	-
FT ATTEMPTS	
Season:	-
Career:	-
REBOUNDS	
Season:	1, Arkansas (11/20/22)
Career:	1, Arkansas (11/20/22)
ASSISTS	
Season:	-
Career:	-
STEALS	
Season:	-
Career:	-
BLOCKS	
Season:	-
Career:	-

2022-23 GAME-BY-GAME STATISTICS

Opponent	Date	GS	Min	FG	FGA	Pct	3FG	FGA	Pct	FT	FTA	Pct	O	D	Tot	Avg	PF	FO	A	TO	Blk	Stl	Pts	Avg
ARK.-PINE BLUFF	11/10/22		DNP																					
OLE MISS	11/13/22		DNP																					
ARKANSAS	11/20/22	3		0	0	.000	0	0	.000	0	0	.000	0	1	1	1.0	0	0	0	0	0	0	0	0.0
ORAL ROBERTS	11/23/22		DNP																					
Total				3	0	0.000	0	0	.000	0	0	.000	0	1	1	1.0	0	0	0	0	0	0	0	0.0

CAREER STATISTICS

SEASON	TEAM	GP-GS	MIN/AVG	Field Goals		3-Point		F-Throws		Rebounds				Scoring										
				FG-FGA	FG%	3FG-3FGA	3FG%	FT-FTA	FT%	OFF	DEF	TOT	AVG	PF-FO	A	TO	BLK	STL	PTS	AVG				
2022-23	LR	1-0	3/3.3	0-0	.000	0-0	.000	0-0	.000	0	1	1	1.0	0-0	0	0	0	0	0	0	0	0	0	0.0
TOTAL		1-0	3/3.3	0-0	.000	0-0	.000	0-0	.000	0	1	1	1.0	0-0	0	0	0	0	0	0	0	0	0	0.0



Sali KOUROUMA

2



SALLY COOR-uh-MUH • F • 5-11 • R-Jr.

Kati, Mali • Grayson JC • Applied Communication Studies Major

SEASON STATS

PPG	RPG	APG	FG%	3FG%	FT%
---	---	---	---%	---%	---%

ABOUT SALI

- Scorer's mentality
- Great shooter
- Can score inside or out
- Strong offensive presence

TOP PERFORMANCES

POINTS

Season: -
Career: 32, Memphis (11/18/21)

FG MADE

Season: -
Career: 12, at Texas State (2/26/22)

FG ATTEMPTS

Season: -
Career: 24, Memphis (11/18/21)

3-POINT FGM

Season: -
Career: 3, 2x; Last: Champion Chr. (2/14/22)

3-POINT FGA

Season: -
Career: 10, App State (1/15/22)

FT MADE

Season: -
Career: 11, Memphis (11/18/21)

FT ATTEMPTS

Season: -
Career: 14, Memphis (11/18/21)

REBOUNDS

Season: -
Career: 11, 2x; Last: at UTA (2/25/22)

ASSISTS

Season: -
Career: 4, App State (1/15/22)

STEALS

Season: -
Career: 4, UAPB (11/16/21)

BLOCKS

Season: -
Career: 2, at Texas State (2/26/22)

HONORS AND AWARDS

- 2021-22 All-Sun Belt Conference Second Team
- 2021-22 Sun Belt Conference Player of the Week (Nov. 23)
- 2021-22 Sun Belt Conference Player of the Week (Nov. 16)

2022-23 GAME-BY-GAME STATISTICS

Opponent	Date	GS	Min	FG	FGA	Pct	3FG	FGA	Pct	FT	FTA	Pct	O	D	Tot	Avg	PF	FO	A	TO	Blk	Stl	Pts	Avg
ARK.-PINE BLUFF	11/10/22		DNP																					
OLE MISS	11/13/22		DNP																					
ARKANSAS	11/20/22		DNP																					
ORAL ROBERTS	11/23/22		DNP																					

Totals

CAREER STATISTICS

SEASON	TEAM	GP-GS	MIN/AVG	Field Goals		3-Point		F-Throws		Rebounds				Scoring						
				FG-FGA	FG%	3FG-3FGA	3FG%	FT-FTA	FT%	OFF	DEF	TOT	AVG	PF-FO	A	TO	BLK	STL	PTS	AVG
2021-22	LR	22-18	690/31.3	150-375	.400	29-101	.287	75-105	.714	40	90	130	5.9	46-2	14	72	11	29	404	18.4
TOTAL		22-18	690/31.3	150-375	.400	29-101	.287	75-105	.714	40	90	130	5.9	46-2	14	72	11	29	404	18.4



Jayla BROOKS

3



JAY-luh • G • 5-7 • Jr. • Sachse, Texas • Panola JC/SMU • Criminal Justice Major

SEASON STATS

PPG	RPG	APG	FG%	3FG%	FT%
2.7	1.7	1.3	27%	---%	50%

ABOUT JAYLA

- Good defender
- Good penetrative ability
- Sees the floor, can make things happen
- HS Teammate of Tia Harvey

TOP PERFORMANCES

POINTS
 Season: 6, Ole Miss (11/13/22)
 Career: *8, at Oklahoma State (12/7/20)

FG MADE
 Season: 3, 2x; Last: Ole Miss (11/13/22)
 Career: 3, 2x; Last: Ole Miss (11/13/22)

FG ATTEMPTS
 Season: 6, 2x; Last: Ole Miss (11/13/22)
 Career: 6, 2x; Last: Ole Miss (11/13/22)

3-POINT FGM
 Season: -
 Career: *2, at Oklahoma State (12/7/20)

3-POINT FGA
 Season: -
 Career: *3, East Carolina (12/16/20)

FT MADE
 Season: 1, 2x; Last: Arkansas (11/20/22)
 Career: 1, 2x; Last: Arkansas (11/20/22)

FT ATTEMPTS
 Season: 2, 2x; Last: Arkansas (11/20/22)
 Career: 2, 2x; Last: Arkansas (11/20/22)

REBOUNDS
 Season: 3, UAPB (11/10/22)
 Career: 3, UAPB (11/10/22)

ASSISTS
 Season: 2, 2x; Last: Ole Miss (11/13/22)
 Career: 2, 2x; Last: Ole Miss (11/13/22)

STEALS
 Season: 1, 3x; Last: Arkansas (11/20/22)
 Career: 1, 3x; Last: Arkansas (11/20/22)

BLOCKS
 Season: -
 Career: -

2022-23 GAME-BY-GAME STATISTICS

Opponent	Date	GS	Min	FG	FGA	Pct	3FG	FGA	Pct	FT	FTA	Pct	O	D	Tot	Avg	PF	FO	A	TO	Blk	Stl	Pts	Avg
ARK.-PINE BLUFF	11/10/22	*	20	0	3	.000	0	0	.000	1	2	.500	0	3	3	3.0	4	0	2	1	0	0	1	1.0
OLE MISS	11/13/22	*	39	3	6	.500	0	0	.000	0	0	.000	0	2	2	2.5	2	0	2	1	0	1	6	3.5
ARKANSAS	11/20/22	*	18	0	2	.000	0	0	.000	1	2	.500	0	0	0	1.7	4	0	0	0	0	1	1	2.7
ORAL ROBERTS	11/23/22		DNP																					
Totals			3	77	3	.273	0	0	.000	2	4	.500	0	5	5	1.7	10	0	4	2	0	2	8	2.7

CAREER STATISTICS

SEASON	TEAM	GP-GS	MIN/AVG	Field Goals		3-Point		F-Throws		Rebounds				Scoring						
				FG-FGA	FG%	3FG-3FGA	3FG%	FT-FTA	FT%	OFF	DEF	TOT	AVG	PF-FO	A	TO	BLK	STL	PTS	AVG
2020-21	SMU	4-0	49/12.3	4-14	.286	2-6	.333	0-0	.000	2	1	3	0.8	6-0	2	5	0	1	10	2.5
2022-23	LR	3-3	77/25.5	3-11	.273	0-0	.000	2-4	.500	0	5	5	1.7	10-0	4	2	0	2	8	2.7
TOTAL FOR LR	3-3	77/25.5	3-11	.273	0-0	.000	2-4	.500	0	5	5	1.7	10-0	4	2	0	2	8	2.7	
TOTAL	7-3	126/18.0	7-25	.280	2-6	.333	2-4	.500	2	6	8	1.1	16-0	6	7	0	3	18	2.6	



Sha'nequa HENRY

4



shuh-NEE-KWAH • G • 5-8 • Jr.

Texarkana, Texas • Eastern Oklahoma State • Psychology Major

SEASON STATS

PPG	RPG	APG	FG%	3FG%	FT%
2.0	2.5	0.0	40%	---%	---%

ABOUT SHA'NEQUA

- Good perimeter shooter
- Can slash and drive
- Finishes well in the paint

TOP PERFORMANCES

POINTS
 Season: 2, 2x; Last: Arkansas (11/20/22)
 Career: 2, 2x; Last: Arkansas (11/20/22)

FG MADE
 Season: 1, 2x; Last: Arkansas (11/20/22)
 Career: 1, 2x; Last: Arkansas (11/20/22)

FG ATTEMPTS
 Season: 3, UAPB (11/10/22)
 Career: 3, UAPB (11/10/22)

3-POINT FGM
 Season: -
 Career: -

3-POINT FGA
 Season: -
 Career: -

FT MADE
 Season: -
 Career: -

FT ATTEMPTS
 Season: -
 Career: -

REBOUNDS
 Season: 3, Arkansas (11/20/22)
 Career: 3, Arkansas (11/20/22)

ASSISTS
 Season: -
 Career: -

STEALS
 Season: 1, 2x; Last: Arkansas (11/20/22)
 Career: 1, 2x; Last: Arkansas (11/20/22)

BLOCKS
 Season: -
 Career: -

2022-23 GAME-BY-GAME STATISTICS

Opponent	Date	GS	Min	FG	FGA	Pct	3FG	FGA	Pct	FT	FTA	Pct	O	D	Tot	Avg	PF	FO	A	TO	Blk	Stl	Pts	Avg
ARK.-PINE BLUFF	11/10/22		7	1	3	.333	0	0	.000	0	0	.000	0	2	2	2.0	0	0	0	0	0	1	2	2.0
OLE MISS	11/13/22		DNP																					
ARKANSAS	11/20/22		13	1	2	.500	0	0	.000	0	0	.000	1	2	3	2.5	1	0	0	1	0	1	2	2.0
ORAL ROBERTS	11/23/22		2	0	2	.000	0	0	.000	0	0	.000	1	0	1	2.0	0	0	0	0	0	0	0	1.3
Total			22	2	7	.286	0	0	.000	0	0	.000	2	4	6	2.0	1	0	0	1	0	2	4	1.3

CAREER STATISTICS

SEASON	TEAM	GP-GS	MIN/AVG	Field Goals		3-Point		F-Throws		Rebounds				Scoring						
				FG	FGA	FG%	3FG	3FGA	3FG%	FT	FTA	FT%	OFF	DEF	TOT	AVG	PF	FO	A	TO
2022-23	LR	3-0	22/7.4	2-7	.286	0-0	.000	0-0	.000	2	4	6	2.0	1-0	0	1	0	2	4	1.3
TOTAL		3-0	22/7.4	2-7	.286	0-0	.000	0-0	.000	2	4	6	2.0	1-0	0	1	0	2	4	1.3



Hailey HOHENECKER

5



HAHN-ah-ker • G • 5-4 • R-So. • Plymouth, Minn. • St. Thomas • Applied Comms Major

SEASON STATS

PPG	RPG	APG	FG%	3FG%	FT%
---	---	---	---%	---%	---%

ABOUT HAILEY

- Hard worker
- High energy
- Good basketball IQ

TOP PERFORMANCES

POINTS
 Season: -
 Career: 2, 3x; Last: Champion Chr. (2/14/22)

FG MADE
 Season: -
 Career: 1, 3x; Last: Champion Chr. (2/14/22)

FG ATTEMPTS
 Season: -
 Career: 5, Champion Christian (2/14/22)

3-POINT FGM
 Season: -
 Career: -

3-POINT FGA
 Season: -
 Career: 3, Champion Christian (2/14/22)

FT MADE
 Season: -
 Career: -

FT ATTEMPTS
 Season: -
 Career: -

REBOUNDS
 Season: -
 Career: 1, 2x; Last: Champion Chr. (2/14/22)

ASSISTS
 Season: -
 Career: 2, App State (1/15/22)

STEALS
 Season: -
 Career: -

BLOCKS
 Season: -
 Career: -

2022-23 GAME-BY-GAME STATISTICS

Opponent	Date	GS	Min	FG	FGA	Pct	3FG	FGA	Pct	FT	FTA	Pct	O	D	Tot	Avg	PF	FO	A	TO	Blk	Stl	Pts	Avg	
ARK.-PINE BLUFF	11/10/22																								
OLE MISS	11/13/22																								
ARKANSAS	11/20/22																								
ORAL ROBERTS	11/23/22																								

Totals -

CAREER STATISTICS

SEASON	TEAM	GP-GS	MIN/AVG	Field Goals		3-Point		F-Throws		Rebounds				Scoring						
				FG-FGA	FG%	3FG-3FGA	3FG%	FT-FTA	FT%	OFF	DEF	TOT	AVG	PF-FO	A	TO	BLK	STL	PTS	AVG
2021-22	LR	8-0	28/3.5	3-12	.250	0-5	.000	0-0	.000	1	1	2	0.3	2-0	4	3	0	0	6	0.8
TOTAL		8-0	28/3.5	3-12	.250	0-5	.000	0-0	.000	1	1	2	0.3	2-0	4	3	0	0	6	0.8



Jaiyah HARRIS-SMITH

10



JAY-uh • G • 5-6 • So. • Miami, Fla. • Ole Miss • Criminal Justice Major

SEASON STATS

PPG	RPG	APG	FG%	3FG%	FT%
7.5	7.3	5.0	32%	100%	65%

ABOUT JAIYAH

- Heady PG
- Has good feel for the game
- Good passer & penetrator
- Brings Division I experience

TOP PERFORMANCES

POINTS	Season: 11, Ole Miss (11/13/22) Career: 11, Ole Miss (11/13/22)
FG MADE	Season: 4, Ole Miss (11/13/22) Career: 4, Ole Miss (11/13/22)
FG ATTEMPTS	Season: 10, Ole Miss (11/13/22) Career: 10, Ole Miss (11/13/22)
3-POINT FGM	Season: 1, Ole Miss (11/13/22) Career: 1, Ole Miss (11/13/22)
3-POINT FGA	Season: 1, 5x; Last: Ole Miss (11/13/22) Career: 1, 5x; Last: Ole Miss (11/13/22)
FT MADE	Season: 5, UAPB (11/10/22) Career: 5, UAPB (11/10/22)
FT ATTEMPTS	Season: 10, UAPB (11/10/22) Career: 10, UAPB (11/10/22)
REBOUNDS	Season: 11, UAPB (11/10/22) Career: 11, UAPB (11/10/22)
ASSISTS	Season: 7, Ole Miss (11/13/22) Career: 7, Ole Miss (11/13/22)
STEALS	Season: 3, Oral Roberts (11/23/22) Career: 3, Oral Roberts (11/23/22)
BLOCKS	Season: - Career: -

2022-23 GAME-BY-GAME STATISTICS

Opponent	Date	GS	Min	FG	FGA	Pct	3FG	FGA	Pct	FT	FTA	Pct	O	D	Tot	Avg	PF	FO	A	TO	Blk	Stl	Pts	Avg
ARK.-PINE BLUFF	11/10/22	*	35	1	6	.167	0	0	.000	5	10	.500	3	8	11	11.0	4	0	6	6	0	0	7	7.0
OLE MISS	11/13/22	*	39	4	10	.400	1	1	1.000	2	3	.667	1	7	8	9.5	1	0	7	5	0	1	11	9.0
ARKANSAS	11/20/22	*	36	2	4	.500	0	0	.000	3	3	1.000	2	3	5	8.0	4	0	6	4	0	1	7	8.3
ORAL ROBERTS	11/23/22	*	29	1	5	.200	0	0	.000	3	4	.750	1	4	5	7.3	3	0	1	2	0	3	5	7.5
Total			139	8	25	.320	1	11	1.000	13	20	.650	7	22	29	7.3	12	0	20	17	0	5	30	7.5

CAREER STATISTICS

SEASON	TEAM	GP-GS	MIN/AVG	Field Goals		3-Point		F-Throws		Rebounds				Scoring						
				FG-FGA	FG%	3FG-3FGA	3FG%	FT-FTA	FT%	OFF	DEF	TOT	AVG	PF-FO	A	TO	BLK	STL	PTS	AVG
2021-22	OM	18-0	87/4.8	2-14	.143	0-4	.000	0-2	.000	4	8	12	0.7	8-0	12	7	0	4	4	0.2
2022-23	LR	4-4	139/34.8	8-25	.320	1-1	1.000	13-20	.650	7	22	29	7.3	12-0	20	17	0	5	30	7.5
TOTAL FOR LR	4-4	139/34.8	8-25	.320	1-1	1.000	13-20	.650	7	22	29	7.3	12-0	20	17	0	5	30	7.5	
TOTAL	22-4	226/10.3	10-39	.256	1-5	.200	13-22	.591	11	30	41	1.9	20-0	32	24	0	9	34	1.5	



Faith LEE

11



F • 5-11 • Fr.

Monroe, La. • Ouachita Parish HS • Interdisciplinary Studies Major

SEASON STATS

PPG	RPG	APG	FG%	3FG%	FT%
10.8	2.5	2.0	42%	0%	69%

ABOUT FAITH

- Very athletic
- Versatile
- Can do several different things with the ball
- Inside-Outside player

TOP PERFORMANCES

POINTS
 Season: 16, Oral Roberts (11/23/22)
 Career: 16, Oral Roberts (11/23/22)

FG MADE
 Season: 6, 2x; Last: Oral Roberts (11/23/22)
 Career: 6, 2x; Last: Oral Roberts (11/23/22)

FG ATTEMPTS
 Season: 17, Oral Roberts (11/23/22)
 Career: 17, Oral Roberts (11/23/22)

3-POINT FGM
 Season: -
 Career: -

3-POINT FGA
 Season: 2, Oral Roberts (11/23/22)
 Career: 2, Oral Roberts (11/23/22)

FT MADE
 Season: 4, Oral Roberts (11/23/22)
 Career: 4, Oral Roberts (11/23/22)

FT ATTEMPTS
 Season: 6, Oral Roberts (11/23/22)
 Career: 6, Oral Roberts (11/23/22)

REBOUNDS
 Season: 5, Oral Roberts (11/23/22)
 Career: 5, Oral Roberts (11/23/22)

ASSISTS
 Season: 2, UAPB (11/10/22)
 Career: 2, UAPB (11/10/22)

STEALS
 Season: 2, UAPB (11/10/22)
 Career: 2, UAPB (11/10/22)

BLOCKS
 Season: -
 Career: -

2022-23 GAME-BY-GAME STATISTICS

Opponent	Date	GS	Min	FG	FGA	Pct	3FG	FGA	Pct	FT	FTA	Pct	O	D	Tot	Avg	PF	FO	A	TO	Blk	Stl	Pts	Avg
ARK.-PINE BLUFF	11/10/22	*	39	6	10	.600	0	0	.000	2	3	.667	3	0	3	3.0	4	0	2	5	0	2	14	14.0
OLE MISS	11/13/22	*	29	4	5	.800	0	0	.000	0	0	.000	0	2	2	2.5	4	0	1	6	0	1	8	11.0
ARKANSAS	11/20/22	*	24	1	9	.111	0	0	.000	3	4	.750	0	0	0	1.7	4	0	0	3	0	0	5	9.0
ORAL ROBERTS	11/23/22	*	31	6	17	.353	0	2	.000	4	6	.667	3	2	5	2.5	4	0	1	2	0	1	16	10.8
Total			123	17	41	.415	0	2	.000	9	13	.692	6	4	10	2.5	16	0	4	16	0	4	43	10.8

CAREER STATISTICS

SEASON	TEAM	GP-GS	MIN/AVG	Field Goals		3-Point		F-Throws		Rebounds				Scoring						
				FG-FGA	FG%	3FG-3FGA	3FG%	FT-FTA	FT%	OFF	DEF	TOT	AVG	PF-FO	A	TO	BLK	STL	PTS	AVG
2022-23	LR	4-4	123/30.7	17-41	.415	0-2	.000	9-13	.692	6	4	10	2.5	16-0	4	16	0	4	43	10.8
TOTAL		4-4	123/30.7	17-41	.415	0-2	.000	9-13	.692	6	4	10	2.5	16-0	4	16	0	4	43	10.8



Tia HARVEY

12



G • 5-9 • Jr. • Sachse, Texas • Sachse HS • Mass Communications Major

SEASON STATS

PPG	RPG	APG	FG%	3FG%	FT%
12.3	2.8	2.0	33%	11%	40%

ABOUT TIA

- Strong, athletic
- Very competitive
- Team leader
- Very good defender

TOP PERFORMANCES

POINTS
 Season: 14, Arkansas (11/20/22)
 Career: 16, Arkansas State (2/13/21)

FG MADE
 Season: 6, Arkansas (11/20/22)
 Career: 7, Arkansas State (2/13/21)

FG ATTEMPTS
 Season: 22, Arkansas (11/20/22)
 Career: 22, Arkansas (11/20/22)

3-POINT FGM
 Season: 1, Ole Miss (11/13/22)
 Career: 2, at ULM (2/5/22)

3-POINT FGA
 Season: 5, Oral Roberts (11/23/22)
 Career: 5, Oral Roberts (11/23/22)

FT MADE
 Season: 2, 3x; Last: Arkansas (11/20/22)
 Career: 5, 2x; Last: Arkansas State (2/12/22)

FT ATTEMPTS
 Season: 9, UAPB (11/10/22)
 Career: 9, UAPB (11/10/22)

REBOUNDS
 Season: 6, Ole Miss (11/13/22)
 Career: 13, Texas State (2/5/21)

ASSISTS
 Season: 4, Oral Roberts (11/23/22)
 Career: 7, 2x; at UT Arlington (2/25/22)

STEALS
 Season: 2, 2x; Last: Arkansas (11/20/22)
 Career: 3, at ULM (2/22/21)


BLOCKS
 Season: -
 Career: 2, 4x; Last: Champion Chr. (2/14/22)

2022-23 GAME-BY-GAME STATISTICS

Opponent	Date	GS	Min	FG	FGA	Pct	3FG	FGA	Pct	FT	FTA	Pct	O	D	Tot	Avg	PF	FO	A	TO	Blk	Stl	Pts	Avg
ARK.-PINE BLUFF	11/10/22	*	30	5	11	.455	0	1	.000	2	9	.222	0	2	2	2.0	3	0	3	1	0	2	12	12.0
OLE MISS	11/13/22	*	37	5	14	.357	1	2	.500	2	4	.500	0	6	6	4.0	2	0	0	2	0	0	13	12.5
ARKANSAS	11/20/22	*	26	6	22	.273	0	1	.000	2	2	1.000	0	0	0	2.7	2	0	1	3	0	2	14	13.0
ORAL ROBERTS	11/23/22	*	31	5	17	.294	0	5	.000	0	0	.000	1	2	3	2.8	2	0	4	4	0	1	10	12.3
Total			124	21	64	.328	1	9	.111	6	15	.400	1	10	11	2.8	9	0	8	10	0	5	49	12.3

CAREER STATISTICS

SEASON	TEAM	GP-GS	MIN/AVG	Field Goals		3-Point		F-Throws		Rebounds				Scoring						
				FG-FGA	FG%	3FG-3FGA	3FG%	FT-FTA	FT%	OFF	DEF	TOT	AVG	PF-FO	A	TO	BLK	STL	PTS	AVG
2020-21	LR	24-13	489/20.4	46-128	.359	3-15	.200	24-36	.667	17	46	63	2.6	31-1	32	37	8	14	119	5.0
2021-22	LR	23-14	605/26.3	45-154	.292	10-30	.333	20-32	.625	12	38	50	2.2	63-4	69	39	4	18	120	5.2
2022-23	LR	4-4	124/30.9	21-64	.328	1-9	.111	6-15	.400	2	9	11	2.8	9-0	8	10	0	5	49	12.3
TOTAL		51-31	1217/23.9	112-346	.324	14-54	.259	50-83	.602	31	93	124	2.4	103-5	109	86	12	37	288	5.6



Mesi TRIPLETT

22



MACY • F • 6-3 • So. • Orlando, Fla. • St. Petersburg College • Criminal Justice Major

SEASON STATS

PPG	RPG	APG	FG%	3FG%	FT%
1.0	0.8	0.3	22%	---%	0%

ABOUT MESI

- Strong post-up player
- Long defender in the paint
- Good rebounder

TOP PERFORMANCES

POINTS
 Season: 2, 2x; Last: Oral Roberts (11/23/22)
 Career: 2, 2x; Last: Oral Roberts (11/23/22)

FG MADE
 Season: 1, 2x; Last: Oral Roberts (11/23/22)
 Career: 1, 2x; Last: Oral Roberts (11/23/22)

FG ATTEMPTS
 Season: 5, Ole Miss (11/13/22)
 Career: 5, Ole Miss (11/13/22)

3-POINT FGM
 Season: -
 Career: -

3-POINT FGA
 Season: -
 Career: -

FT MADE
 Season: -
 Career: -

FT ATTEMPTS
 Season: 2, Arkansas (11/20/22)
 Career: 2, Arkansas (11/20/22)

REBOUNDS
 Season: 2, Arkansas (11/20/22)
 Career: 2, Arkansas (11/20/22)

ASSISTS
 Season: 1, Oral Roberts (11/23/22)
 Career: -

STEALS
 Season: 1, Ole Miss (11/13/22)
 Career: 1, Ole Miss (11/13/22)

BLOCKS
 Season: 1, Ole Miss (11/13/22)
 Career: 1, Ole Miss (11/13/22)

2022-23 GAME-BY-GAME STATISTICS

Opponent	Date	GS	Min	FG	FGA	Pct	3FG	FGA	Pct	FT	FTA	Pct	O	D	Tot	Avg	PF	FO	A	TO	Blk	Stl	Pts	Avg
ARK.-PINE BLUFF	11/10/22	2	0	1	.000	0	0	.000	0	0	.000	0	0	0	0.0	0	0	0	0	0	0	0	0	0.0
OLE MISS	11/13/22	23	1	5	.200	0	0	.000	0	0	.000	0	0	0	0.0	2	0	0	1	1	1	1	2	1.0
ARKANSAS	11/20/22	10	0	2	.000	0	0	.000	0	2	.000	1	1	2	0.7	1	0	0	0	0	0	0	0	0.7
ORAL ROBERTS	11/23/22	10	1	1	1.000	0	0	.000	0	0	.000	0	1	1	0.8	0	0	1	0	1	0	0	2	1.0
Total		45	2	9	.222	0	0	.000	0	2	.000	1	2	3	0.8	3	0	1	1	1	1	1	4	1.0

CAREER STATISTICS

SEASON	TEAM	GP-GS	MIN/AVG	Field Goals		3-Point		F-Throws		Rebounds				Scoring								
				FG-FGA	FG%	3FG-3FGA	3FG%	FT-FTA	FT%	OFF	DEF	TOT	AVG	PF-FO	A	TO	BLK	STL	PTS	AVG		
2022-23	LR	4-0	45/11.2	2-9	.222	0-0	.000	0-2	.000	1	2	3	0.8	3-0	1	1	1	1	1	1	4	1.0
TOTAL		4-0	45/11.2	2-9	.222	0-0	.000	0-2	.000	1	2	3	0.8	3-0	1	1	1	1	1	1	4	1.0



Nikki METCALFE

32



MET-CALF • F • 6-3 • Gr. • Melbourne, Australia • Arkansas Tech • Social Work Major

SEASON STATS

PPG	RPG	APG	FG%	3FG%	FT%
7.5	4.5	1.0	36%	---	100%

ABOUT NIKKI

- Good shooter
- Great size and length for post
- Can hit outside shot
- Brings four-year playing exp.

TOP PERFORMANCES

POINTS
 Season: 16, UAPB (11/10/22)
 Career: *17, Henderson State (1/9/21)

FG MADE
 Season: 6, 2x; Last: Arkansas (11/20/22)
 Career: *7, 7x; Last: vs. Harding (3/5/22)

FG ATTEMPTS
 Season: 12, UAPB (11/10/22)
 Career: *19, 2x; Last: vs. Harding (3/5/22)

3-POINT FGM
 Season: -
 Career: -

3-POINT FGA
 Season: -
 Career: *2, Henderson State (2/4/21)

FT MADE
 Season: 4, UAPB (11/10/22)
 Career: *5, at Southern Arkansas (2/25/21)

FT ATTEMPTS
 Season: 4, UAPB (11/10/22)
 Career: *6, 2x; Last: at Ouachita Baptist (1/15/22)

REBOUNDS
 Season: 7, Oral Roberts (11/23/22)
 Career: *14, at Southeastern Okla. (1/29/22)

ASSISTS
 Season: 2, UAPB (11/10/22)
 Career: 2, 2x; Last: UAPB (11/10/22)

STEALS
 Season: -
 Career: *2, 3x; Last: vs. SW Okla. (3/6/22)

BLOCKS
 Season: 2, Oral Roberts (11/23/22)
 Career: *11, Harding (2/8/21)

2022-23 GAME-BY-GAME STATISTICS

Opponent	Date	GS	Min	FG	FGA	Pct	3FG	FGA	Pct	FT	FTA	Pct	O	D	Tot	Avg	PF	FO	A	TO	Blk	Stl	Pts	Avg
ARK.-PINE BLUFF	11/10/22	*	38	6	12	.500	0	0	.000	4	4	1.000	1	3	4	4.0	2	0	2	0	1	0	16	16.0
OLE MISS	11/13/22	*	26	0	4	.000	0	0	.000	0	0	.000	0	3	3	3.5	2	0	0	1	1	0	0	8.0
ARKANSAS	11/20/22	*	32	6	11	.545	0	0	.000	0	0	.000	0	4	4	3.7	2	0	1	3	0	0	12	9.3
ORAL ROBERTS	11/23/22	*	23	1	9	.111	0	0	.000	0	0	.000	4	3	7	4.5	2	0	1	2	2	0	2	7.5
Total			4	119	13	.361	0	0	.000	4	4	1.000	5	13	18	4.5	8	0	4	6	4	0	30	7.5

CAREER STATISTICS

METCALFE, Nikki

SEASON	TEAM	GP-GS	MIN/AVG	Field Goals		3-Point		F-Throws		Rebounds				Scoring						
				FG-FGA	FG%	3FG-3FGA	3FG%	FT-FTA	FT%	OFF	DEF	TOT	AVG	PF-FO	A	TO	BLK	STL	PTS	AVG
2020-21	ATU	15-11	387/25.8	66-120	.550	0-3	.000	21-27	.778	28	70	98	6.5	33-2	6	13	31	11	153	10.2
2021-22	ATU	29-24	726/25.0	108-233	.464	0-3	.000	37-51	.725	58	98	156	5.4	71-2	10	28	68	13	253	8.7
2022-23	LR	4-4	120/29.9	13-36	.361	0-0	.000	4-4	1.000	5	13	18	4.5	8-0	4	6	4	0	30	7.5
TOTAL FOR LR	4-4	120/29.9	13-36	.361	0-0	.000	4-4	1.000	5	13	18	4.5	8-0	4	6	4	0	30	7.5	
TOTAL	48-39	1233/25.7	187-389	.481	0-6	.000	62-82	.756	91	181	272	5.7	112-4	20	47	103	24	436	9.1	



Angelique FRANCIS

34



AHN-juh-leek • F • 5-11 • Sr.

Irving, Texas • MacArthur HS • Interdisciplinary Studies Major

SEASON STATS

PPG	RPG	APG	FG%	3FG%	FT%
6.5	8.5	0.5	56%	---%	43%

ABOUT ANGELIQUE

- Best athlete on team
- Can be a really good defender
- Can drive the ball to the lane
- Potential to be dominant defender

TOP PERFORMANCES

POINTS

Season: 11, Oral Roberts (11/23/22)
 Career: 15, 2x; Last: at S. Alabama (1/22/22)

FG MADE

Season: 4, Oral Roberts (11/23/22)
 Career: 7, at South Alabama (1/22/22)

FG ATTEMPTS

Season: 7, Oral Roberts (11/23/22)
 Career: 10, vs #21/20 Arkansas (12/21/19)

3-POINT FGM

Season: -
 Career: 1, 2x; Last: UT Arlington (1/23/21)

3-POINT FGA

Season: -
 Career: 1, 4x; Last: at ULM (2/5/22)

FT MADE

Season: 3, Oral Roberts (11/23/22)
 Career: 7, vs #21/20 Arkansas (12/21/19)

FT ATTEMPTS

Season: 5, Oral Roberts (11/23/22)
 Career: 10, vs #21/20 Arkansas (12/21/19)

REBOUNDS

Season: 15, Oral Roberts (11/23/22)
 Career: 15, Oral Roberts (11/23/22)

ASSISTS

Season: 1, Oral Roberts (11/23/22)
 Career: 4, Arkansas State (2/12/22)

STEALS

Season: -
 Career: 4, UT Arlington (1/29/22)

BLOCKS

Season: -
 Career: 1, 7x; Last: vs. ULM (3/2/22)









2022-23 GAME-BY-GAME STATISTICS

Opponent	Date	GS	Min	FG	FGA	Pct	3FG	FGA	Pct	FT	FTA	Pct	O	D	Tot	Avg	PF	FO	A	TO	Blk	Stl	Pts	Avg
ARK.-PINE BLUFF	11/10/22		DNP																					
OLE MISS	11/13/22		DNP																					
ARKANSAS	11/20/22		17	1	2	.500	0	0	.000	0	2	.000	1	1	2	2.0	3	0	0	1	0	0	2	2.0
ORAL ROBERTS	11/23/22	*	39	4	7	.571	0	0	.000	3	5	.600	9	6	15	8.5	0	0	1	2	0	0	11	6.5
Total			56	5	9	.556	0	0	.000	3	7	.429	10	7	17	8.5	3	0	1	3	0	0	13	6.5

CAREER STATISTICS

SEASON	TEAM	GP-GS	MIN/AVG	Field Goals		3-Point		F-Throws		Rebounds				Scoring						
				FG-FGA	FG%	3FG-3FGA	3FG%	FT-FTA	FT%	OFF	DEF	TOT	AVG	PF-FO	A	TO	BLK	STL	PTS	AVG
2019-20	LR	27-3	308/11.4	21-46	.457	1-1	1.000	21-34	.618	22	38	60	2.2	27-2	4	19	2	3	64	2.4
2020-21	LR	25-2	480/19.2	26-57	.456	1-2	.500	27-37	.730	49	60	109	4.4	38-1	13	22	2	11	80	3.2
2021-22	LR	27-18	769/28.5	44-75	.587	0-1	.000	41-58	.707	60	98	158	5.9	59-0	27	27	3	16	129	4.8
2022-23	LR	2-1	55/27.6	5-9	.556	0-0	.000	3-7	.429	10	7	17	8.5	3-0	1	3	0	0	13	6.5
TOTAL		81-24	1613/19.9	96-187	.513	2-4	.500	92-136	.676	141	203	344	4.2	127-3	45	71	7	30	286	3.5



0		<p>Toyosi ABIOLA <i>TOY-OH-see AB-EE-OH-luh</i> G • 5-7 • Gr. • TR London, England</p>	<p>Min Pts Reb Stl FG% 3FG% FT% 23.1 7.5 2.3 1.0 27.6 21.1 71.4</p> <p>About Abiola: Very athletic ... Can shoot the 3 ... Brings Division I playing experience ... Explosive off the dribble.</p>	<p>CAREER HIGHS Pts: *21, 2x; Last: Canisius (1/2/18) Reb: *7, 2x; Last: Monmouth (1/13/18) Ast: *4, 2x; Last: Fairfield (2/8/18) Stl: *4, Siena (1/20/18)</p>
1		<p>Mira HANNA <i>MEER-uh HAN-uh</i> F • 6-0 • Fr. • HS Tampa, Fla.</p>	<p>Min Pts Reb Ast FG% 3FG% FT% 3.3 0.0 1.0 0.0 --- --- ---</p> <p>About Hanna: Good shooter from the perimeter ... Has ability to post up ... Good basketball IQ ... Great potential.</p>	<p>CAREER HIGHS Pts: - Reb: 1, Arkansas (11/20/22) Ast: - Stl: -</p>
2		<p>Sali KOUROUMA <i>SALLY COOR-uh-MUH</i> F • 5-11 • R-Jr. • 1L Kati, Mali</p>	<p>Min Pts Reb Stl FG% 3FG% FT% * 31.3 18.4 5.9 1.3 40.0 28.7 71.4</p> <p>About Kourouma: Set to rejoin team in mid-December, return to court for OVC play ... Scorer's mentality ... Great shooter ... Can score inside or out ... Strong offensive presence.</p>	<p>CAREER HIGHS Pts: 32, Memphis (11/18/21) Reb: 11, 2x; Last: at UTA (2/25/22) Ast: 4, App State (1/15/22) Stl: 4, UAPB (11/16/21)</p>
3		<p>Jayla BROOKS G • 5-7 • Jr. • JC Sachse, Texas</p>	<p>Min Pts Reb Ast FG% 3FG% FT% 25.5 2.7 1.7 1.3 27.3 --- 50.0</p> <p>About Brooks: Good defender ... Good penetrative ability ... Sees the floor ... Can make things happen ... HS teammate of Tia Harvey.</p>	<p>CAREER HIGHS Pts: *8, at Oklahoma State (12/7/20) Reb: 3, UAPB (11/10/22) Ast: 2, 2x; Last: Ole Miss (11/13/22) Stl: 1, 2x; Last: Ole Miss (11/13/22)</p>
4		<p>Sha'Nequa HENRY <i>shuh-NEE-KWAH</i> G • 5-8 • Fr. • HS Texarkana, Texas</p>	<p>Min Pts Reb Stl FG% 3FG% FT% 7.4 1.3 2.0 0.7 28.6 --- ---</p> <p>About Henry: Good perimeter shooter ... Can slash and drive ... Finishes well in the paint.</p>	<p>CAREER HIGHS Pts: 2, UAPB (11/10/22) Reb: 2, UAPB (11/10/22) Ast: - Stl: 1, UAPB (11/10/22)</p>
5		<p>Hailey HOHENECKER <i>HAHN-AH-KER</i> G • 5-4 • R-So. • 1L Plymouth, Minn.</p>	<p>Min Pts Reb Ast FG% 3FG% FT% --- --- --- --- --- --- ---</p> <p>About Hohenecker: Hard worker ... High energy player ... Good basketball IQ</p>	<p>CAREER HIGHS Pts: 2, 3x; Last: Champion Chris. (2/14/22) Reb: 1, 2x; Last: Champion Chris. (2/14/22) Ast: 2, App State (1/15/22) Stl: -</p>
10		<p>Jaiyah HARRIS-SMITH <i>JAY-uh</i> G • 5-6 • So. • TR Miami, Fla.</p>	<p>Min Pts Reb Ast FG% 3FG% FT% 34.8 7.5 7.3 4.3 32.0 100.0 65.0</p> <p>About Smith: Heady point guard ... Has a good feel for the game ... Good passer and good penetrator ... Brings Division I playing experience.</p>	<p>CAREER HIGHS Pts: 11, Ole Miss (11/13/22) Reb: 11, UAPB (11/10/22) Ast: 7, Ole Miss (11/13/22) Stl: 3, Oral Roberts (11/23/22)</p>
11		<p>Faith LEE F • 5-11 • Fr. • HS Monroe, La.</p>	<p>Min Pts Reb Ast FG% 3FG% FT% 30.7 10.8 2.5 1.0 41.5 0.0 69.2</p> <p>About Lee: Very athletic ... Versatile ... Can do several different things with the ball ... Inside-Outside player.</p>	<p>CAREER HIGHS Pts: 16, Oral Roberts (11/23/22) Reb: 5, Oral Roberts (11/23/22) Ast: 2, UAPB (11/10/22) Stl: 2, UAPB (11/10/22)</p>
12		<p>Tia HARVEY G • 5-9 • Jr. • 2L Sachse, Texas</p>	<p>Min Pts Reb Ast FG% 3FG% FT% 30.9 12.3 2.8 2.0 32.8 11.1 40.0</p> <p>About Harvey: Strong, athletic and very competitive ... Shows potential to be a good defender.</p>	<p>CAREER HIGHS Pts: 16, Arkansas State (2/13/21) Reb: 13, Texas State (2/5/21) Ast: 7, 2x; Last: at Arkansas St (2/19/22) Stl: 3, at ULM (2/22/21)</p>
22		<p>Mesi TRIPLETT MACY F • 6-3 • So. • JC Orlando, Fla.</p>	<p>Min Pts Reb Blk FG% 3FG% FT% 11.2 1.0 0.8 0.3 22.2 --- 0.0</p> <p>About Triplett: Strong post-up player ... Long defender in the paint ... Good rebounder</p>	<p>CAREER HIGHS Pts: 2, 2x; Last: Oral Roberts (11/23/22) Reb: 1, Oral Roberts (11/23/22) Ast: 1, Oral Roberts (11/23/22) Stl: 1, Ole Miss (11/13/22)</p>
32		<p>Nikki METCALFE <i>MET-CALF</i> F • 6-2 • Gr. • TR Melbourne, Australia</p>	<p>Min Pts Reb Blk FG% 3FG% FT% 29.9 7.5 4.5 1.0 36.1 --- 100.0</p> <p>About Metcalfe: Good shooter ... Great size and length in the post ... Can hit outside shot ... Brings four-year playing experience.</p>	<p>CAREER HIGHS Pts: *17, Henderson State (1/19/21) Reb: *14, at Southeastern Okla. (1/29/22) Ast: 2, 2x; Last: UAPB (11/10/22) Stl: *2, 3x; Last: SW Okla. (3/6/22)</p>
34		<p>Angelique FRANCIS <i>AHN-juh-leek</i> F • 5-11 • Sr. • 3L Irving, Texas</p>	<p>Min Pts Reb Ast FG% 3FG% FT% 27.6 6.5 8.5 0.5 55.6 --- 42.9</p> <p>About Francis: Returning from foot injury ... Best athlete on the team, possibly most athletic player in Foley tenure ... Can be a really good defender with potential to be dominant defender ... Can drive the ball.</p>	<p>CAREER HIGHS Pts: 15, 2x; Last: at S. Alabama (1/22/22) Reb: 15, Oral Roberts (11/23/22) Ast: 4, Arkansas State (2/12/22) Stl: 4, UT Arlington (1/29/22)</p>