



# 2022-23 AUBURN WOMEN'S BASKETBALL

AUBURN ATHLETICS COMMUNICATIONS: 392 SOUTH DONAHUE DRIVE || AUBURN, AL 36830 || AUBURNTIGERS.COM || @AUBURNWBB

## 2022-23 SCHEDULE/RESULTS

2-1, 0-0 SEC

| DATE     | OPPONENT              | TIME/TV/RESULT    |
|----------|-----------------------|-------------------|
| Nov. 3   | TUSKEGEE (exh.)       | W 81-59           |
| Nov. 8   | SAM HOUSTON           | W 90-76           |
| Nov. 10  | SOUTH ALABAMA         | W 71-62           |
| Nov. 16  | GEORGIA TECH          | L 51-57           |
| Nov. 20  | ALABAMA STATE         | + 2 pm            |
| Nov. 25  | 1-vs. #12 Indiana     | FloSports 7:45 pm |
| Nov. 26  | 1-vs. Colorado State  | FloSports 3:30 pm |
| Nov. 30  | LITTLE ROCK           | + Noon            |
| Dec. 3   | UCF                   | + 2 pm            |
| Dec. 11  | LOUISIANA-LAFAYETTE   | + 2 pm            |
| Dec. 15  | NORTH CAROLINA A&T    | + 7 pm            |
| Dec. 18  | SAMFORD               | SECN Noon         |
| Dec. 20  | NORTH FLORIDA         | + Noon            |
| Dec. 29  | *at Ole Miss          | + 6 pm            |
| Jan. 1   | *MISSOURI             | SECN 3 pm         |
| Jan. 5   | *at South Carolina    | + 6 pm            |
| Jan. 8   | *ALABAMA              | SECN 4 pm         |
| Jan. 15  | *at LSU               | + 2 pm            |
| Jan. 19  | *at Mississippi State | + 7 pm            |
| Jan. 22  | *OLE MISS             | SECN 4 pm         |
| Jan. 26  | *at Kentucky          | + 6 pm            |
| Jan. 30  | *FLORIDA              | SECN 6 pm         |
| Feb. 5   | *ARKANSAS             | SECN 2 pm         |
| Feb. 9   | *SOUTH CAROLINA       | + 6 pm            |
| Feb. 12  | *at Alabama           | SECN 4 pm         |
| Feb. 16  | *TEXAS A&M            | + 7 pm            |
| Feb. 19  | *at Tennessee         | SECN/ESPN2 11 am  |
| Feb. 23  | *at Georgia           | + 6 pm            |
| Feb. 26  | *VANDERBILT           | SECN 3 pm         |
| Mar. 1-5 | SEC Tournament        | Greenville        |

All times Central. Home Games in **BOLD CAPS**.  
\* SEC Game  
+ = SEC Network + / ESPN3.com  
1-Las Vegas Invitational (Las Vegas, Nev.)

### AUBURN ATHLETICS COMMUNICATIONS

WES TODD .....Assistant Director/WBB Contact  
..... wlt0006@auburn.edu  
.....C: 334-750-5682  
KIRK SAMPSON ..... Associate AD  
..... kirk@auburn.edu

Web ..... AuburnTigers.com  
Twitter ..... @AuburnWBB  
Facebook ..... /AuburnWBB  
Instagram ..... @AuburnWBB  
Office Phone ..... (334) 844-9800



## GAME

# 4

## Alabama State (0-3)

Sunday, Nov. 20, 2022 • 2 p.m. CT



Site ..... Auburn, Ala.  
Venue ..... Neville Arena (9,121)  
TV ..... SEC Network + (AU Sports Network feed)  
Radio ..... WTGZ 93.9 FM (Brit Bowen, Larry DiChiara)  
Audio Webcast ..... AuburnTigers.com  
Live Stats ..... auburnstats.com  
Twitter ..... @AuburnWBB  
Series Record ..... Auburn leads 20-0  
in Auburn ..... Auburn leads 11-0  
Last Meeting ..... Auburn 74, Alabama State 45 (Nov. 16, 2021, in Auburn)

### GAMEDAY BREAKDOWN

#### AUBURN TIGERS

Rankings ..... AP: NR | Coaches: NR  
2022-23 Record ..... 2-1  
SEC ..... 0-0  
Home ..... 2-1  
Away ..... 0-0  
Neutral ..... 0-0  
Streak ..... L1  
Head Coach ..... Johnnie Harris  
Record at AU (Yrs.) ..... 12-19 (1st)  
Overall Record (Yrs.) ..... Same  
Record vs. Alabama State ..... 1-0

#### ASU HORNETS

Rankings ..... AP: NR | Coaches: NR  
2022-23 Record ..... 0-3  
ACC ..... 0-0  
Home ..... 0-0  
Away ..... 0-3  
Neutral ..... 0-0  
Streak ..... L3  
Head Coach ..... Freda Freeman-Jackson  
Record at ASU (Yrs.) ..... 348-358 (25th)  
Overall Record (Yrs.) ..... Same  
Record vs. Auburn ..... 0-4

### PROJECTED AUBURN STARTERS



**KAITLYN DUHON**  
G • FR • 5-10  
Houston, Texas

PPG: 10.7  
RPG: 6.0  
APG: 0.0



**AICHA COULIBALY**  
G/F • JR • 6-0  
Mali

PPG: 18.0  
RPG: 7.3  
APG: 2.3



**SYDNEY SHAW**  
G • FR • 5-9  
Miami, Fla.

PPG: 8.3  
RPG: 3.0  
APG: 3.0



**HONESTY SCOTT-GRAYSON**  
G • R-SR • 5-8  
Brick, N.J.

PPG: 9.7  
RPG: 3.7  
APG: 3.0



**KHARYSSA RICHARDSON**  
F • FR • 6-2  
Douglasville, Ga.

PPG: 5.3  
RPG: 5.3  
APG: 0.0

### OFF THE BENCH

| No. | Pos. | Name                  | Ht. | Year  | PPG | RPG | Hometown          |
|-----|------|-----------------------|-----|-------|-----|-----|-------------------|
| 0   | G    | Amoura Graves         | 6-0 | So.   | 0.0 | 2.0 | Ponchatoula, La.  |
| 1   | G    | Mya Pratcher          | 6-1 | Fr.   | 5.5 | 5.5 | Memphis, Tenn.    |
| 2   | G    | Sania Wells           | 5-7 | Sr.   | 5.3 | 1.0 | Moss Point, Miss. |
| 3   | G    | Jakayla Johnson       | 5-9 | Jr.   | 2.7 | 2.3 | Clinton, Miss.    |
| 11  | F    | Romi Levy             | 6-2 | R-So. | 2.0 | 0.0 | Herzliya, Israel  |
| 12  | G    | Mar'Shaun Bostic      | 5-8 | So.   | 5.0 | 1.3 | St. Louis, Mo.    |
| 20  | C    | Oyindamola Akinbolawa | 6-5 | Fr.   | --  | --  | Lagos, Nigeria    |
| ^21 | G    | Audia Young           | 5-7 | Fr.   | --  | --  | Tallahassee, Fla. |
| 24  | G    | Carsen McFadden       | 5-7 | So.   | 0.0 | 0.0 | Lucas, Texas      |
| 51  | C    | Precious Johnson      | 6-5 | Jr.   | 4.0 | 7.0 | Baytown, Texas    |

^out for season (injured)

**Head Coach:** Johnnie Harris (2nd season at Auburn)

**Assistants:** Fred Williams, Damitria Buchanan, Ketara Chapel

#WarEagle  
#LGTW



AuburnTigers.com



@AuburnWBB | @AuburnTigers  
@CoachJ\_AU | @coachjharris



/AuburnWBB  
/AuburnTigers

**TEAM SCHEDULE AND MEDIA AVAILABILITY >> NOVEMBER 14-20** (times Central unless noted otherwise)

| MONDAY<br>November 14                           | TUESDAY<br>November 15                          | WEDNESDAY<br>November 16                           | THURSDAY<br>November 17 | FRIDAY<br>November 18                           | SATURDAY<br>November 19                            | SUNDAY<br>November 20                               |
|---|---|--|-------------------------|---|--|---|
| <b>PRACTICE</b><br>2:30-6 p.m.<br>Neville Arena | <b>PRACTICE</b><br>2:30-6 p.m.<br>Neville Arena | <b>GAME</b><br>7:00 <b>Auburn vs. Georgia Tech</b> | <b>OFF DAY</b>          | <b>PRACTICE</b><br>2:30-6 p.m.<br>Neville Arena | <b>PRACTICE</b><br>10 am-12:30 pm<br>Neville Arena | <b>GAME</b><br>2:00 <b>Auburn vs. Alabama State</b> |
|   | MBB vs. Winthrop                                | Interviews postgame                                |                         | MBB vs. Texas Southern                          | FB vs. Western Kentucky                            | Interviews postgame                                 |

**AUBURN ATHLETICS COMMUNICATIONS SERVICES**

**QUICK FACTS**

**AUBURNTIGERS.COM**

For updated game notes, statistics and all the latest information on Auburn basketball and gameday activities, go to AuburnTigers.com.

**INTERVIEW POLICIES**

--Practices are open to the public and media; however, media are strongly encouraged to notify Wes Todd if they are planning to attend.  
--Coach Harris, assistant coaches and student-athletes are available for phone, virtual and in-person interviews by contacting Wes Todd in the athletic communications office.  
--Following home games, interviews with Coach Harris and selected players will be conducted following a 10-minute cooling-off period. Visiting players and coaches should be requested through the opponent SID. **Interviews for 2022-23 will take place in Super Suite 2 on the second level of Neville Arena.**  
--Interviews following road contests will be conducted by request of the home team; postgame interviews with Coach Harris can be heard on the Auburn radio broadcast.

**CREDENTIALS**

Anyone wishing to cover Auburn women's basketball should contact Wes Todd in the communications office at least one day in advance. Game credentials will be held at media will call, **which will be at the north main entrance for the 2022-23 season.** There will be no season credentials. Parking passes are not needed.

**GAME DAY SERVICES**

--Printed flip cards will be available at each media seat. All other information (game notes, stats, etc.) will be available on AuburnTigers.com and StatBroadcast.com. Wireless internet (AU Open) is available in the Arena.  
--Media may access the floor and media work room with their credentials. Water and soft drinks will be available in the media room throughout the game. Concession vouchers are available at media will call.

**VIDEO SERVICES**

FTP feeds of selected Auburn basketball highlights are available for the media. Highlights and postgame press conference video will be posted following each game to ImagenCloud; visit auburn.imagencloud.com to register.

**COMMUNICATIONS STAFF**

|              |                            |
|--------------|----------------------------|
| Wes Todd     | Women's Basketball contact |
| cell:        | 334-750-5682               |
| email:       | wlt0006@auburn.edu         |
| Kirk Sampson | Associate AD               |
| cell:        | 334-750-1385               |
| email:       | sampska@auburn.edu         |

**GENERAL INFORMATION**

Location..... Auburn, Ala.  
Founded .....1856  
Enrollment..... 31,526  
Nickname ..... Tigers  
Colors..... Burnt Orange and Navy Blue  
Facility (Capacity) ..... Neville Arena (9,121)  
President .....Dr. Christopher Roberts  
Director of Athletics ..... John Cohen  
WBB Administrator/SWA ..... Djenane Paul  
Faculty Representative ..... Dr. Beverly Marshall

**WOMEN'S BASKETBALL HISTORY**

First Year of Women's Basketball .....1971  
All-Time Record (Years).....964-537 (52nd)  
All-Time SEC Record (since 1981) ..... 242-277  
All-Time Home Record ..... 455-139  
at Neville Arena (since 2010)..... 108-70  
NCAA Tournament Appearances .....21  
Last NCAA App./Result.....2019 - First Round  
SEC Regular-Season Championships ..... 5  
..... 1981, 1987, 1988, 1989, 2009  
SEC Tournament Championships..... 4  
..... 1981, 1987, 1990, 1997

**COACHING & SUPPORT STAFF**

Head Coach.....Johnnie Harris  
Alma Mater, Year ..... Arkansas Baptist, 1996  
Overall Record ..... 12-19 / 2nd year  
Auburn Record ..... 12-19 / 2nd year  
Associate Head Coach (Year) ..... Fred Williams (1st)  
Associate Head Coach (Year) ..... Damitria Buchanan (2nd)  
Assistant Coach (Year) ..... Ketara Chapel (2nd)  
Strength & Conditioning Coach ..... Jen Jones  
Director of Basketball Operations ..... Alex Stewart  
Asst. Director of Operations ..... Tra'Cee Tanner  
Director of Recruiting Operations..... Connor Putnam  
Director of Player Development..... Savannah Carter  
Special Asst. to the Head Coach..... Reneisha Bolden  
Athletic Trainer..... Faith Baxter  
Graduate Assistant..... DeQuann "DQ" Gordon

**GAMEDAY EXPERIENCE: NEVILLE ARENA**

>> Neville Arena is in its 13th season as home of Auburn Basketball. The Tigers are 108-70 since moving to the Arena in 2010-11. The facility seats 9,121 for basketball and also hosts Auburn volleyball and gymnastics.



**TEAM INFORMATION**

2021-22 Record .....10-18  
2021-22 SEC Record ..... 2-14  
SEC Finish..... 14th  
Starters Returning/Lost .....3/2  
Letterwinners Returning/Lost ..... 8/6  
Newcomers..... 7

# AUBURN TIGERS SPEED CHART

Overall: 2-1 SEC: 0-0

Head Coach: Johnnie Harris (12-19, 1st season)

## PRONUNCIATION GUIDE

Aicha Coulibaly - ay-EE-sha coo-li-BALL-ee  
 Amoura Graves - ah-MOOR-ah  
 Romi Levy - RO-mee LEV-ee

Sania Wells - sa-NYE-uh

|    |   | Pts         | Reb  | Ast | Stl | Blk  |   |       |
|----|---|-------------|------|-----|-----|------|---|-------|
| 0  | <b>AMOURA GRAVES</b><br>G/F • 6-0 • So. • Ponchatoula, La. • Ponchatoula HS         | Season High | -    | 4   | -   | -    | 2   |       |
|    |   | Career High | 8    | 5   | 2   | 2    | 2   |       |
|    |   | PPG         | 0.0  | 2.0 | 0.0 | .000 | .000  | -     |
|    |   | 22-23       | 0.0  | 2.0 | 0.0 | .000 | .000  | -     |
|    |   |             |      |     |     |      | <b>LAST GAME (vs GT):</b> DNP<br>• Career-high 8 pts, 4 reb at Vandy (1/30/22), 2-2 3FG<br>• Played 26 gms in 21-22; 1.8 ppg, 1.8 rpg<br>• Averaged 22.4 points as a HS senior  |       |
| 1  | <b>MYA PRATCHER</b><br>F • 6-1 • Fr. • Memphis, Tenn. • Bartlett HS                 | Season High | 6    | 10  | -   | 1    | -   |       |
|    |   | Career High | 6    | 10  | -   | -    | -   |       |
|    |   | PPG         | 5.5  | 5.5 | 0.0 | .444 | .000  | 1.000 |
|    |   | 22-23       | 5.5  | 5.5 | 0.0 | .444 | .000  | 1.000 |
|    |   |             |      |     |     |      | <b>LAST GAME (vs GT):</b> 6 points, 10 rebounds, 1 steal<br>• Season-high 10 rebounds vs. Georgia Tech<br>• Averaged 7.6 pts, 5.2 reb, 1.8 stl, 1.5 ast as HS senior<br>• #4 player in Tenn. class of '22 by Prep Girls Hoops<br>• Graduated from Bartlett HS                         |       |
| 2  | <b>SANIA WELLS</b><br>G • 5-7 • Sr. • Moss Point, Miss. • East Central HS           | Season High | 12   | 2   | 4   | 1    | 1   |       |
|    |   | Career High | 20   | 6   | 7   | 3    | 2   |       |
|    |   | PPG         | 5.3  | 1.0 | 2.0 | .294 | .200  | 1.000 |
|    |   | 22-23       | 5.3  | 1.0 | 2.0 | .294 | .200  | 1.000 |
|    |   |             |      |     |     |      | <b>LAST GAME (vs GT):</b> 1 rebound<br>• Led SEC in FT% (76-84, 90.5%) in 21-22; 6th NCAA<br>• 27 GP, 25 GS in '22; led AU w/ 2.6 apg; avg. 9.1 ppg<br>• Career-high 20 pts at Mizzou (11/6/22)<br>• Career-high 7 assists vs. Alabama St. (11/16/22)                                 |       |
| 3  | <b>JAKAYLA JOHNSON</b><br>G • 5-9 • Jr. • Clinton, Miss. • Jones College            | Season High | 4    | 5   | -   | 2    | 2   |       |
|    |   | Career High | 4    | 5   | -   | 2    | 2   |       |
|    |   | PPG         | 2.7  | 2.3 | 0.0 | .250 | -   | .800  |
|    |   | 22-23       | 2.7  | 2.3 | 0.0 | .250 | -   | .800  |
|    |   |             |      |     |     |      | <b>LAST GAME (vs GT):</b> 4 points, 5 rebounds<br>• Enrolled at AU in spring '22 to rehab after knee injury<br>• Avg. 16.8 pts, 2.8 reb, 3.0 ast, 2.8 stl at Jones in '21-22<br>• 2021 WBCA 2-Year College Coaches All-American<br>• Led Jones to NJCAA #1 national ranking in '20-21 |       |
| 4  | <b>KAITLYN DUHON</b><br>G • 5-10 • Fr. • Houston, Texas • Summer Creek HS           | Season High | 17   | 8   | -   | 3    | 3   |       |
|    |   | Career High | 17   | 8   | -   | 3    | 3   |       |
|    |   | PPG         | 10.7 | 6.0 | 0.0 | .448 | .000  | .750  |
|    |   | 22-23       | 10.7 | 6.0 | 0.0 | .448 | .000  | .750  |
|    |   |             |      |     |     |      | <b>LAST GAME (vs GT):</b> 6 points, 3 rebounds<br>• Scored 17 pts w/ 7 reb, 3 stl, 2 blk vs. S. Alabama (11/10)<br>• Avg. 17 pts, 7 reb, 3 stl, 49% FG as HS senior<br>• Named Greater Houston POY by Houston Chronicle<br>• State runner-up in long jump (19-8.25)                   |       |
| 5  | <b>AICHA COULIBALY</b><br>G/F • 6-0 • Jr. • Mali • IMG Academy (Fla.)               | Season High | 24   | 10  | 4   | 4    | 1   |       |
|    |   | Career High | 27   | 13  | 4   | 6    | 3   |       |
|    |   | PPG         | 18.0 | 7.3 | 2.3 | .400 | .333  | .826  |
|    |   | 22-23       | 18.0 | 7.3 | 2.3 | .400 | .333  | .826  |
|    |   |             |      |     |     |      | <b>LAST GAME (vs GT):</b> 11 pts, 7 reb, 4 ast, 4 stl, 1 blk, 7-9 FT<br>• Preseason All-SEC 2nd Team<br>• 6th career D-D vs. Sam Houston (24 pts/10 reb)<br>• Led AU w/ 17.1 ppg, 7.5 rpg in 2021-22<br>• Scored 20+ pts in 9 games in 21-22; career-hi 27 vs CSU                     |       |
| 10 | <b>SYDNEY SHAW</b><br>G • 5-9 • Fr. • Miami, Fla. • DME Academy                     | Season High | 12   | 4   | 3   | 1    | 2   |       |
|    |   | Career High | 12   | 4   | 3   | 1    | 2   |       |
|    |   | PPG         | 8.3  | 3.0 | 3.0 | .323 | .273  | 1.000 |
|    |   | 22-23       | 8.3  | 3.0 | 3.0 | .323 | .273  | 1.000 |
|    |   |             |      |     |     |      | <b>LAST GAME (vs GT):</b> 5 pts, 4 reb, 3 ast, 1 stl, 1 blk<br>• No. 43 overall in class of 2022 by ESPN HoopGurlz<br>• Avg. 12.5 pts, 4.6 reb, 3.0 ast, 2.3 stl as HS senior<br>• Led American Heritage to 4th straight state title in '21   |       |
| 11 | <b>ROMI LEVY</b><br>F • 6-2 • R-So. • Herzliya, Israel • Hof Hasharon HS            | Season High | 2    | -   | -   | 1    | 1   |       |
|    |   | Career High | 13   | 12  | 7   | 6    | 2   |       |
|    |   | PPG         | 2.0  | 0.0 | 0.0 | .500 | -   | -     |
|    |   | 22-23       | 2.0  | 0.0 | 0.0 | .500 | -   | -     |
|    |   |             |      |     |     |      | <b>LAST GAME (vs GT):</b> 2 points, 1 steal, 1 block<br>• First action since March '20 vs. Georgia Tech (11/16)<br>• Missed 2021-22 season with torn ACL<br>• 2021 SEC All-Freshman Team (5.4 pts, 3.9 rebs)<br>• First AU WBB player from Israel                                     |       |
| 12 | <b>MAR'SHAUN BOSTIC</b><br>G • 5-8 • So. • St. Louis, Mo. • Vashon HS               | Season High | 9    | 2   | 4   | 1    | 1   |       |
|    |   | Career High | 9    | 4   | 4   | 4    | 1   |       |
|    |   | PPG         | 5.0  | 1.3 | 1.7 | .455 | -   | .556  |
|    |   | 22-23       | 5.0  | 1.3 | 1.7 | .455 | -   | .556  |
|    |   |             |      |     |     |      | <b>LAST GAME (vs GT):</b> 1 rebound<br>• Matched career-high w/ 9 pts, 4 ast vs. Sam Houston<br>• Avg. 3.3 pts, 1.9 reb in 27 gms in 2021-22<br>• 2nd on team with 2.2 assists/gm<br>• Career-hi 9 pts, 4 stl vs. Tenn.; +25 in 15 mins off bench                                     |       |
| 20 | <b>OYINDAMOLA AKINBOLAWA</b><br>C • 6-5 • Fr. • Lagos, Nigeria                      | Season High | -    | -   | -   | -    | -   |       |
|    |   | Career High | -    | -   | -   | -    | -   |       |
|    |   | PPG         | -    | -   | -   | -    | -   | -     |
|    |   | 22-23       | -    | -   | -   | -    | -   | -     |
|    |   |             |      |     |     |      | • Will join Auburn for 2023 spring semester   |       |
| 21 | <b>AUDIA YOUNG</b><br>F • 5-9 • Fr. • Tallahassee, Fla. • Florida State Univ. HS    | Season High | -    | -   | -   | -    | -   |       |
|    |   | Career High | -    | -   | -   | -    | -   |       |
|    |   | PPG         | -    | -   | -   | -    | -   | -     |
|    |   | 22-23       | -    | -   | -   | -    | -   | -     |
|    |   |             |      |     |     |      | • Will miss 2022-23 season with torn achilles<br>• Avg. 16.2 pts, 3.1 reb, 2.7 ast, 1.9 stl as HS senior<br>• Daughter of AU All-American & SEC POY Carolyn Jones-Young (88-91); will wear her mom's retired #21  |       |
| 23 | <b>HONESTY SCOTT-GRAYSON</b><br>G • 5-8 • R-Sr. • Brick, N.J. • Baylor              | Season High | 12   | 5   | 5   | 5    | -   |       |
|    |   | Career High | 30   | 14  | 6   | 5    | 4   |       |
|    |   | PPG         | 9.7  | 3.7 | 3.0 | .344 | .333  | 1.000 |
|    |   | 22-23       | 9.7  | 3.7 | 3.0 | .344 | .333  | 1.000 |
|    |   |             |      |     |     |      | <b>LAST GAME (vs GT):</b> 11 pts, 3 reb, 1 ast, 1 stl<br>• Started 27 of 28 games in 2021-22<br>• 2nd on AU with 13.0 ppg, 5.7 rpg<br>• Needs 290 points for 1,000 in her career<br>• Career-high 30 pts vs. Mizzou (2021)  |       |
| 24 | <b>CARSEN McFADDEN</b><br>G • 5-7 • Jr. • Lucas, Texas • Lovejoy HS                 | Season High | -    | -   | -   | -    | -   |       |
|    |   | Career High | 3    | 1   | 3   | 1    | -   |       |
|    |   | PPG         | 0.0  | 0.0 | 0.0 | .000 | .000  | -     |
|    |   | 22-23       | 0.0  | 0.0 | 0.0 | .000 | .000  | -     |
|    |   |             |      |     |     |      | <b>LAST GAME (vs GT):</b> DNP<br>• Played in 8 games in 2021-22<br>• Scored 2 points in win over Charleston Southern<br>• Joined Tigers as walk-on in August 2020   |       |
| 33 | <b>KHARYSSA RICHARDSON</b><br>F • 6-2 • Fr. • Douglasville, Ga. • New Manchester HS | Season High | 9    | 7   | -   | 2    | 1   |       |
|    |   | Career High | 9    | 7   | -   | 2    | 1   |       |
|    |   | PPG         | 5.3  | 5.3 | 0.0 | .350 | .000  | .500  |
|    |   | 22-23       | 5.3  | 5.3 | 0.0 | .350 | .000  | .500  |
|    |   |             |      |     |     |      | <b>LAST GAME (vs GT):</b> 2 points, 2 rebounds, 1 steal<br>• Avg. 18.3 pts, 8.9 reb, 1.9 stl, 1.9 blk, 1.2 ast as HS senior<br>• Georgia All-State selection in 2021 as junior; 18.4 ppg<br>• Avg. 13.1 pts, 7.5 reb in 103 career HS games   |       |
| 51 | <b>PRECIOUS JOHNSON</b><br>C • 6-5 • Jr. • Baytown, Texas • Texas                   | Season High | 4    | 7   | -   | -    | 1   |       |
|    |   | Career High | 18   | 10  | -   | 3    | 3   |       |
|    |   | PPG         | 4.0  | 7.0 | 0.0 | .500 | -   | -     |
|    |   | 22-23       | 4.0  | 7.0 | 0.0 | .500 | -   | -     |
|    |   |             |      |     |     |      | <b>LAST GAME (vs GT):</b> 4 points, 7 rebounds, 1 block<br>• 1st career double-double; 18 pts, 10 reb at UK (2/27/22)<br>• Played 12 games (8 starts) for AU in 2021-22<br>• Avg. 5.2 pts, 4.0 reb, 1.1 blk as sophomore<br>• Enrolled at Auburn in Jan. 2022; transfer from Texas    |       |

Inside the Matchup

**Auburn vs. Alabama State 20-0 (1,000)**

In Auburn: 12-0  
 --At Neville Arena: 3-0  
 In Montgomery: 8-0  
 Neutral Sites: 0-0  
 Trend: Auburn has won all 20 meetings

|               |   |        |            |
|---------------|---|--------|------------|
| 1976-77       | W | 60-42  | Montgomery |
| 1976-77       | W | 65-53  | Auburn     |
| Jan. 15, 1980 | W | 91-55  | Auburn     |
| 1980          | W | 84-76  | Montgomery |
| Jan. 14, 1981 | W | 90-46  | Auburn     |
| Feb. 18, 1981 | W | 99-66  | Montgomery |
| Nov. 30, 1981 | W | 90-47  | Auburn     |
| Feb. 15, 1982 | W | 77-62  | Montgomery |
| Jan. 23, 1985 | W | 98-52  | Auburn     |
| Feb. 19, 1986 | W | 71-49  | Montgomery |
| Dec. 2, 1986  | W | 116-56 | Auburn     |
| Dec. 19, 1987 | W | 95-73  | Montgomery |
| Dec. 18, 1988 | W | 94-54  | Montgomery |
| Dec. 16, 1989 | W | 81-39  | Montgomery |
| Feb. 20, 1991 | W | 95-54  | Auburn     |
| Dec. 3, 1991  | W | 83-54  | Auburn     |
| Nov. 15, 2006 | W | 84-47  | Auburn     |
| Nov. 15, 2012 | W | 80-43  | Auburn     |
| Dec. 29, 2018 | W | 83-50  | Auburn     |
| Nov. 16, 2021 | W | 74-45  | Auburn     |

**Auburn Women's Basketball Quick Hitters**

- This is the 21st meeting between Auburn and Alabama State
- Auburn has won all 20 prior meetings with the Hornets, including a 12-0 mark in Auburn (3-0 at Neville Arena)
- Aicha Coulibaly recorded her first double-double of the season and sixth of her career with 24 points and 10 rebounds against Sam Houston
- Freshman Kaitlyn Duhon had a huge game vs. South Alabama with 17 points, 7 rebounds, 3 steals and 2 blocks
- Honesty Scott-Grayson matched a career-high with 5 steals vs. Sam Houston
- Mar'Shaun Bostic equaled a career-high with 9 points and 4 assists vs. Sam Houston
- Auburn forced 33 turnovers vs. Sam Houston, the most since forcing ULM into 35 during the 2017-18 season and tied for the 12th-most in a game in program history
- Auburn's 90 points against Sam Houston were the second-most under coach Johnnie Harris (91 vs. Charleston Southern)
- Kaitlyn Duhon, Kharyssa Richardson and Sydney Shaw were in the starting lineup for the season-opener vs. Sam Houston; it is believed to be the first time Auburn has started three true freshmen in a season-opener
- Five players made their Auburn debut vs. Sam Houston (Duhon, Shaw, J. Johnson, Richardson, Pratcher)
- Auburn is 42-10 all-time in season openers and 29-4 when playing its first game of the season at home
- Auburn has won 43 of its last 44 home openers
- Auburn is in its 52nd season of women's basketball and has 964 program wins
- Auburn defeated Tuskegee 81-59 in an exhibition game Nov. 3
- Coulibaly was a preseason All-SEC Second Team selection by the league's coaches
- Coulibaly is Auburn's leading returner with 17.1 points and 7.5 rebounds per game last season; she was named to the All-SEC Second Team following the 2022 season
- Sania Wells was the SEC's leading free-throw shooter in 2021-22 at 90.5% (76-84)
- Auburn returns three starters and eight letterwinners from the 2021-22 season; the Tigers welcome 7 newcomers
- Auburn earned three wins over top-25 opponents in 2021-22 (#4 Tennessee, #18 Georgia Tech, #21 Georgia)
- Johnnie Harris enters her second season as head coach at Auburn
- In SEC preseason polls, Auburn was picked to finish 13th by both the media and the league's coaches

Inside the Numbers



| CATEGORY          | AUBURN | ASU   |
|-------------------|--------|-------|
| Points Per Game   | 70.7   | 44.0  |
| Scoring Margin    | +5.7   | -34.0 |
| Field Goal %      | 36.5%  | 30.2% |
| Opp. Field Goal % | 36.3%  | 43.9% |
| 3 pt Field Goal % | 21.7%  | 17.6% |
| Opp. 3FG %        | 33.3%  | 29.6% |
| Rebounds          | 44.0   | 33.0  |
| Opp. Rebounds     | 43.7   | 52.0  |
| Rebound Margin    | +0.3   | -19.0 |
| Turnovers         | 19.0   | 20.3  |
| Opp. Turnovers    | 25.0   | 16.0  |
| Steals            | 10.3   | 7.7   |
| Opp. Steals       | 9.7    | 10.7  |
| Blocks            | 7.3    | 3.0   |
| Opp. Blocks       | 2.3    | 7.3   |

**Moving On Up (Auburn Career Milestone Watch) . . .**

- **Honesty Scott-Grayson** needs 261 points for 1,000 in her career
- **Honesty Scott-Grayson** is 16th in the SEC among active career leaders with 739 points (at Auburn)
- **Honesty Scott-Grayson** is 9th in the SEC among active career leaders with 93 steals (at Auburn)
- **Aicha Coulibaly** is 20th in the SEC among active career leaders with 650 points
- **Aicha Coulibaly** is 20th in the SEC among active career leaders with 302 rebounds
- **Sania Wells** is at 83.2% free-throw shooting for her career (109-131); needs to attempt 19 more free throws to qualify for the Auburn career top 10 list (would currently rank 1st)

**INDIVIDUAL CATEGORY LEADERS**

| Auburn                         | Alabama State                                      |
|--------------------------------|--|
| Aicha Coulibaly - 18.0         | Points..... Ayana Emmanuel - 11.2                  |
| Aicha Coulibaly - 7.3          | Rebounds ..... Cordasia Harris - 7.3               |
| Scott-Grayson/Shaw - 3.0       | Assists ..... Samiya Steele - 2.3                  |
| Aicha Coulibaly - 2.7          | Steals ..... Cordasia Harris - 2.3                 |
| Kaitlyn Duhon - 1.7            | Blocks ..... Donyeil Bolton - 2.0                  |
| Aicha Coulibaly - 31.8         | Minutes Played ..... Jayla Crawford - 30.4         |
| Kaitlyn Duhon - .448           | Field Goal Percentage ..... Cordasia Harris - .471 |
| Coulibaly/Scott-Grayson - .333 | 3-Point Percentage ..... Jayla Crawford - .267     |
| (four players) - 1.000         | Free-Throw Percentage ..... Ayana Emmanuel - .857  |



**OPENING TIP**

- » Auburn women's basketball closes out a season-opening four-game home stand as Alabama State makes the short trip from Montgomery to Neville Arena. Tip is set for 2 p.m. CT.
- » Auburn is 2-1 after falling at home to Georgia Tech 57-51 Wednesday night.
- » Alabama State is 0-3; the Hornets fell 81-46 at Mississippi State Friday night.

**LAST TIME OUT**

- » Auburn turned a 15-point first-half deficit into a fourth-quarter lead, but the Tigers could not finish off the comeback in a 57-51 loss to Georgia Tech at Neville Arena Thursday night.
- » The Tigers (2-1) struggled to score early, allowing the Yellow Jackets (3-0) to build an early cushion. Auburn chipped away late in the second and through the third, briefly moving ahead midway through the fourth quarter, but Tech used a 10-2 run from there to hold off the comeback.
- » Aicha Coulibaly and Honesty Scott-Grayson led Auburn with 11 points each. Freshman Mya Pratcher came off the bench to grab a team-leading 10 rebounds while finishing with six points. Freshman Kaitlyn Duhon contributed six points as well. Coulibaly led Auburn with four assists and four steals.
- » It was a rough shooting night for the Tigers, who missed 17 of their first 18 shots to post a season-low 26.3% (20-76), including just 2-of-19 from 3-point range. But the Tigers crashed the boards, winning the rebounding battle for the first time this season, 51-39. Auburn turned 29 offensive rebounds into 22 second-chance points, and they forced Tech into 22 turnovers that turned into 14 points for the Tigers.

**UP NEXT**

- » Auburn hits the road for the first time this season for the Las Vegas Invitational, which will be played Friday-Saturday at The Mirage in Las Vegas. The Tigers will face No. 12 Indiana at 7:45 p.m. CT Friday, then take on Colorado State at 5:30 p.m. CT Saturday.

**AN AUBURN WIN WOULD...**

- » Improve the Tigers to 21-0 all-time against Alabama State.
- » Give Auburn a 3-1 start for the fourth time in the last five seasons.

**AUBURN-ALABAMA STATE SERIES**

- » This is the 21st meeting between Auburn and Alabama State. The Tigers have won the previous 20 meetings between the teams.

**LAST MEETING: Nov. 16, 2021, at Auburn Auburn 74, Alabama State 45**

- » Honesty Scott-Grayson recorded her second straight double-double, Kiyae' White matched a career-high in scoring, and Auburn gave coach Johnnie Harris her first victory as a head coach with a 74-45 win over Alabama State.
- » The Tigers held a double-digit lead for most of the game and pulled away late, finishing the game on a 13-0 run and outscoring Alabama State 24-7 in the final period.
- » Scott-Grayson led all scorers with 21 points and pulled down a game-high 10 rebounds for her second double-double in as many games, also

the second of her career. White scored 15 points to match a career-high and contributed seven rebounds along with three steals.

- » Aicha Coulibaly narrowly missed her second-straight double-double with a 9-point, 9-rebound night that also included a team-leading five steals. Annie Hughes added nine points and six rebounds, and Sania Wells scored eight points with a career-high seven assists. Coulibaly, White and Jala Jordan each had two blocks.

**SCOUTING ALABAMA STATE**

- » Alabama State is 0-3 after three road losses to open the season; two of their three setbacks came against SEC opponents in Georgia and Mississippi State.
- » The Hornets were picked to finish second in the SWAC behind Jackson State. ASU went 15-15 last year, 12-6 in SWAC play and finished third in the conference.
- » Ayana Emmanuel, Shmya Ward and Jayla Crawford were selected to the preseason All-SWAC team. Emmanuel leads ASU with 11.3 ppg; Crawford averages 10.7 ppg.

**SCOUTING AUBURN**

- » Auburn is 2-1 after a pair of home wins over Sam Houston and South Alabama and a hard-fought loss to Georgia Tech.
- » Auburn returns 3 starters and 8 letterwinners from the 2021-22 team that finished 10-18 overall and 2-14 in SEC play, doubling their win total from the previous season. The Tigers earned three wins over top-25 opponents last season, defeating No. 4 Tennessee, No. 18 Georgia Tech and No. 21 Georgia.
- » Junior Aicha Coulibaly was a preseason All-SEC Second Team selection after earning a nod to the postseason All-SEC Second Team last season. She is Auburn's leading returner in scoring (17.1 ppg), rebounding (7.5 rpg) and steals (2.2 spg). She ranked ninth in the SEC in scoring last season. She scored 24 points and had 10 rebounds in the season-opener vs. Sam Houston for her sixth career double-double and leads the Tigers with 18.0 points/game.
- » Redshirt senior Honesty Scott-Grayson returns for her third season on the court for Auburn. She was second on the team with 13.0 points and 5.7 rebounds per game last year, starting 27 of 28 games. She had 12 points, 5 assists and 5 rebounds in the opener.
- » Senior Sania Wells was the SEC's leading free-throw shooter in 2021-22, hitting 90.5% of her attempts (76-84). That percentage ranked sixth in the nation. Wells was Auburn's third-leading scorer with 9.1 points per game and led the Tigers with 2.6 assists/game. Wells is 5-5 at the line so far this season.
- » Redshirt sophomore Romi Levy returns to action after missing the 2021-22 season with a torn ACL. As a freshman in 2020-21, she averaged 5.4 points and 3.9 rebounds and was named to the SEC All-Freshman Team. She made her first appearance of the regular season Nov. 16 vs. Georgia Tech after missing the first two games with illness.
- » Auburn's newcomers will look to make an immediate impact. Freshmen Sydney Shaw, Kaitlyn Duhon and Kharyssa Richardson were all in the starting lineup opening night. All were highly-rated recruits that helped make up the Tigers' top-25 class last fall. Freshman Mya Pratcher and junior Jakayla Johnson also look to play significant

**SEC STANDINGS & SCHEDULE***(thru games of Nov. 18)*

|                 | SEC Games |   |      | All Games |   |       |
|-----------------|-----------|---|------|-----------|---|-------|
|                 | W         | L | Pct. | W         | L | Pct.  |
| Arkansas        | 0         | 0 | .000 | 4         | 0 | 1.000 |
| Georgia         | 0         | 0 | .000 | 4         | 0 | 1.000 |
| Kentucky        | 0         | 0 | .000 | 4         | 0 | 1.000 |
| LSU             | 0         | 0 | .000 | 4         | 0 | 1.000 |
| Ole Miss        | 0         | 0 | .000 | 4         | 0 | 1.000 |
| Missouri        | 0         | 0 | .000 | 5         | 0 | 1.000 |
| South Carolina  | 0         | 0 | .000 | 3         | 0 | 1.000 |
| Vanderbilt      | 0         | 0 | .000 | 5         | 0 | 1.000 |
| Florida         | 0         | 0 | .000 | 3         | 1 | .750  |
| Mississippi St. | 0         | 0 | .000 | 3         | 1 | .750  |
| Alabama         | 0         | 0 | .000 | 2         | 1 | .667  |
| AUBURN          | 0         | 0 | .000 | 2         | 1 | .667  |
| Texas A&M       | 0         | 0 | .000 | 2         | 1 | .667  |
| Tennessee       | 0         | 0 | .000 | 1         | 2 | .333  |

**Monday, Nov. 14**

Indiana 79, Tennessee 67  
Arkansas 79, Tulsa 70  
Missouri 65, Western Kentucky 47  
South Dakota State 63, Mississippi State 62

**Tuesday, Nov. 15**

Vanderbilt 84, Tarleton 48

**Wednesday, Nov. 16**

South Florida 67, Alabama 59  
Georgia Tech 57, Auburn 51  
Florida State 92, Florida 77  
Georgia 89, Kennesaw State 47  
LSU 101, Houston Christian 47  
Ole Miss 92, Southern Miss 46

**Thursday, Nov. 17**

Arkansas 80, Kent State 59  
Kentucky 63, Bellarmine 45  
Missouri 60, UT Martin 55  
South Carolina 85, Clemson 31  
Duke 71, Texas A&M 52  
Vanderbilt 70, Austin Peay 61

**Friday, Nov. 18**

Florida 82, Bethune-Cookman 73  
Mississippi State 81, Alabama State 46

**Saturday, Nov. 19**

Tennessee vs. Rutgers (Bahamas)

**Sunday, Nov. 20**

Georgia at Georgia Tech  
Arkansas at Little Rock  
Saint Joseph's at Vanderbilt  
Texas Southern at Texas A&M  
Northwestern State at LSU  
Alabama State at Auburn  
South Carolina at Stanford  
Colorado State at Mississippi State  
Tennessee vs. TBD (Bahamas)

**Monday, Nov. 21**

Virginia Tech vs. Kentucky (Bahamas)  
Utah vs. Alabama (Bahamas)  
Wake Forest vs. Missouri (Bahamas)  
Dayton vs. Ole Miss (Bahamas)  
Tennessee vs. TBD (Bahamas)  
Furman at Florida

## Associated Press Top 25

(Week 2: Nov. 14)

| Rk | Team                | Record | Prev |
|----|---------------------|--------|------|
| 1  | South Carolina (30) | 2-0    | 1    |
| 2  | Stanford            | 4-0    | 2    |
| 3  | Texas               | 1-0    | 3    |
| 4  | Iowa                | 3-0    | 4    |
| 5  | Connecticut         | 1-0    | 6    |
| 6  | Louisville          | 3-0    | 7    |
| 7  | Iowa State          | 2-0    | 8    |
| 8  | Ohio State          | 2-0    | 14   |
| 9  | Notre Dame          | 2-0    | 9    |
| 10 | NC State            | 3-0    | 10   |
| 11 | Tennessee           | 1-1    | 5    |
| 12 | Indiana             | 2-0    | 11   |
| 13 | North Carolina      | 2-0    | 12   |
| 14 | Virginia Tech       | 2-0    | 13   |
| 15 | LSU                 | 3-0    | 16   |
| 16 | Oklahoma            | 2-0    | 15   |
| 17 | Baylor              | 2-0    | 18   |
| 18 | Arizona             | 2-0    | 19   |
| 19 | Maryland            | 2-1    | 17   |
| 20 | Creighton           | 2-0    | 21   |
| 21 | Oregon              | 2-0    | 20   |
| 22 | Nebraska            | 2-0    | 22   |
| 23 | Michigan            | 2-0    | 25   |
| 24 | Villanova           | 2-0    | 24   |
| 25 | Utah                | 2-0    | NR   |

**Also receiving votes:** UCLA, South Dakota State, Kansas, Miami, Belmont, Gonzaga, **Ole Miss**, South Florida, Princeton, DePaul, **Georgia, Florida**, Kansas State, Duke, Drake, Washington State, **Alabama, UCF**.

## USA TODAY Coaches' Top 25

(Week 1: Nov. 15)

| Rk | Team                | Record | Prev |
|----|---------------------|--------|------|
| 1  | South Carolina (32) | 2-0    | 1    |
| 2  | Stanford            | 4-0    | 2    |
| 3  | Connecticut         | 2-0    | 6    |
| 4  | Louisville          | 3-0    | 5    |
| 5  | Texas               | 1-1    | 3    |
| 6  | Iowa                | 3-0    | 6    |
| 7  | NC State            | 3-0    | 8    |
| 8  | Iowa State          | 2-0    | 9    |
| 9  | Indiana             | 3-0    | 11   |
| 10 | Ohio State          | 2-0    | 15   |
| 11 | Notre Dame          | 2-0    | 11   |
| 12 | Tennessee           | 1-2    | 4    |
| 13 | North Carolina      | 2-0    | 12   |
| 14 | Virginia Tech       | 3-0    | 13   |
| 15 | LSU                 | 3-0    | 14   |
| 16 | Oklahoma            | 2-0    | 16   |
| 17 | Baylor              | 2-0    | 17   |
| 18 | Arizona             | 2-0    | 19   |
| 19 | Oregon              | 3-0    | 20   |
| 20 | Creighton           | 2-0    | 21   |
| 21 | Maryland            | 2-1    | 18   |
| 22 | Nebraska            | 2-0    | 22   |
| 23 | Michigan            | 2-0    | 23   |
| 24 | Utah                | 3-0    | NR   |
| 25 | Florida Gulf Coast  | 2-0    | NR   |

**Also receiving votes:** Villanova, South Dakota State, UCLA, **Arkansas, Georgia**, Oregon State, **Texas A&M**, Belmont, Gonzaga, Kansas, South Florida, Washington State, Miami, Princeton, Massachusetts.

minutes.

» Freshman Audia Young will miss the 2022-23 season after suffering a torn achilles in preseason practice.

## SEEING DOUBLE

» Junior Aicha Coulibaly recorded the Tigers' first double-double of the season with 24 points and 10 rebounds in the season-opener vs. Sam Houston. It was the sixth of Coulibaly's career.

## DEFENSE CREATING OFFENSE

» Auburn forced Sam Houston into 33 turnovers in the season opener Nov. 8, turning those into 31 points. The 33 turnovers were the most by an Auburn opponent since the 2017-18 season when ULM had 35.

» Auburn is 31-0 all-time when forcing 30 or more turnovers in a game.

## PRESEASON HONORS

» Junior Aicha Coulibaly was named to the preseason All-SEC Second Team. She was a postseason pick for the All-SEC Second Team following last season.

## IN NOVEMBER

» Auburn is 151-47 all-time in the month of November (records begin in 1978-79 season, not all dates provided prior to or during that year).

## TIGERS IN THE PROS

» DeWanna Bonner, a 2009 Auburn graduate, completed her 13th season in the WNBA in 2022, her third with the Connecticut Sun. She helped lead the Sun to the WNBA finals, where they fell to the Las Vegas Aces.

» Former Tiger Charlene Thomas-Swinson, who played at Auburn from 1984-87, was an assistant coach for the Las Vegas Aces, who won the 2022 WNBA title. Joining her in the WNBA coaching ranks is former All-SEC performer Le'Coe Willingham, who just completed her second season as an assistant for the Dallas Wings.

» Unique Thompson, a 2021 graduate, averaged 29.7 points and 15.1 rebounds for the Albury-Wodonga Bandits of Australia's NBL1 over the (northern hemisphere) summer. She is currently playing for Nadezhda Orenburg in Russia. Thompson was the No. 19 pick in the 2021 WNBA Draft by the Indiana Fever, and she signed a training camp contract with the Dallas Wings in 2022, but has not played in a WNBA regular-season game.

## ROLLING WITH COACH D

» With three players and head coach Johnnie Harris unavailable for the Tigers' game Nov. 10 vs. South Alabama due to illness, associate head coach Damitria Buchanan assumed the role of acting head coach. With the 71-62 win, she remains undefeated as a head coach - her 7th grade team at A&M Consolidated Middle School in College Station, Texas, won every game they played during the 2010-11 season, right after she graduated from Texas A&M.

## IT DIDN'T COUNT, BUT...

» The Tigers earned an 81-59 win over Tuskegee in an exhibition game at Neville Arena on Nov. 3. Honesty Scott-Grayson led three players in double figures with 17 points; Aicha Coulibaly had a double-

double with 16 points and 12 rebounds.

## WELCOME TO THE FAMILY

» Auburn signed two highly-rated post players in the early signing period in November. The Tigers will welcome Timya Thurman (6-4, Linden, Ala.) and Savannah Scott (6-5, Conway, Ark.) to the Plains for the 2023-24 school year.

## TIGERS' RECORD WHEN...

|  | 2022-23 | Harris Era |
|--|---------|------------|
| At Home.....                           | 2-1     | 10-8       |
| On the Road.....                       | 0-0     | 2-10       |
| At a Neutral Site.....                 | 0-0     | 0-1        |
| When wearing white.....                | 2-1     | 10-8       |
| When wearing orange.....               | 0-0     | 0-0        |
| When wearing blue "Auburn".....        | 0-0     | 2-10       |
| When wearing blue "Tigers".....        | 0-0     | 0-0        |
| When wearing pink.....                 | 0-0     | 0-1        |
| Leading at the half.....               | 2-0     | 11-4       |
| Trailing at the half.....              | 0-1     | 1-15       |
| Tied at the half.....                  | 0-0     | 0-0        |
| Scores 100+ points.....                | 0-0     | 0-0        |
| Scores 90-99 points.....               | 1-0     | 2-0        |
| Scores 80-89 points.....               | 0-0     | 1-0        |
| Scores 70-79 points.....               | 1-0     | 6-1        |
| Scores 60-69 points.....               | 0-0     | 2-9        |
| Scores fewer than 60 points.....       | 0-1     | 1-9        |
| Holds opponent to 41-50 points.....    | 0-0     | 2-0        |
| Holds opponent to 31-40 points.....    | 0-0     | 0-0        |
| Holds opponent to under 30 points..... | 0-0     | 0-0        |
| Force 25 or more turnovers.....        | 1-0     | 2-0        |
| Shoots 50% FG or better.....           | 0-0     | 2-0        |
| Shoots 40-49% FG.....                  | 1-0     | 7-7        |
| Shoots 39.9% or under FG.....          | 1-1     | 3-12       |
| Holds opponent under 30% FG.....       | 0-0     | 2-0        |
| Shoots higher FG% than opponent.....   | 2-0     | 10-3       |
| Shoots lower FG% than opponent.....    | 0-1     | 2-16       |
| Shoots same FG% as opponent.....       | 0-0     | 0-0        |
| Shoots higher FT% than opponent.....   | 2-1     | 6-6        |
| Shoots lower FT% than opponent.....    | 0-0     | 5-13       |
| Shoots same FT% as opponent.....       | 0-0     | 1-0        |
| Out-rebounds opponent.....             | 0-1     | 6-6        |
| Out-rebounded by opponent.....         | 2-0     | 6-11       |
| Tied in rebounds.....                  | 0-0     | 0-2        |
| Versus ranked opponent.....            | 0-0     | 3-3        |
| In overtime.....                       | 0-0     | 0-1        |
| Games decided by 3 points or less..... | 0-0     | 0-3        |
| Games decided by 4-5 points.....       | 0-0     | 1-2        |
| Games decided by 6-10 points.....      | 1-1     | 6-6        |
| Games decided by 11-20 points.....     | 1-0     | 2-5        |
| Games decided by 21-30 points.....     | 0-0     | 2-2        |
| Games decided by 30+ points.....       | 0-0     | 1-1        |
| In November.....                       | 2-1     | 6-4        |
| In December.....                       | 0-0     | 4-0        |
| In January.....                        | 0-0     | 1-8        |
| In February.....                       | 0-0     | 1-6        |
| In March.....                          | 0-0     | 0-1        |

## 2022-23 Auburn Superlatives...

## First Half

|   |   |
|---|---|
| Most points scored in the first quarter.....          | 22 vs. Sam Houston (11/8/22)                                |
| Most points scored in the second quarter.....         | 25 vs. Sam Houston (11/8/22)                                |
| Most points scored in the first half.....             | 47 vs. Sam Houston (11/8/22)                                |
| Fewest points scored in the first half.....           | 35 vs. South Alabama (11/10/22)                             |
| Fewest points allowed in the first half.....          | 25 vs. Georgia Tech (11/16/22)                              |
| Most points allowed in the first half.....            | 36 vs. Sam Houston (11/8/22)                                |
| Best FG % in the first half.....                      | .447 vs. Sam Houston (11/8/22)                              |
| Worst FG % in the first half.....                     | .270 vs. Georgia Tech (11/16/22)                            |
| Best FG % by an opponent in the first half.....       | .619 vs. Georgia Tech (11/16/22)                            |
| Worst FG % by an opponent in the first half.....      | .290 vs. South Alabama (11/10/22)                           |
| Most rebounds in the first half.....                  | 25 vs. South Alabama (11/10/22)                             |
| Fewest rebounds in the first half.....                | 21 vs. Sam Houston (11/8/22)                                |
| Most rebounds by an opponent in the first half.....   | 21 vs. Sam Houston (11/8/22) & vs. South Alabama (11/10/22) |
| Fewest rebounds by an opponent in the first half..... | 13 vs. Georgia Tech (11/16/22)                              |

## Second Half

|  |   |
|--|---|
| Most points scored in the third quarter.....           | 26 vs. Sam Houston (11/8/22)                                  |
| Most points scored in the fourth quarter.....          | 17 vs. Sam Houston (11/8/22) & vs. South Alabama (11/10/22)   |
| Most points scored in an overtime period.....          |   |
| Most points scored in the second half.....             | 43 vs. Sam Houston (11/8/22)                                  |
| Fewest points scored in the second half.....           | 26 vs. Georgia Tech (11/16/22)                                |
| Fewest points allowed in the second half.....          | 25 vs. Georgia Tech (11/16/22)                                |
| Most points allowed in the second half.....            | 40 vs. Sam Houston (11/8/22)                                  |
| Best FG % in the second half.....                      | .485 vs. Sam Houston (11/8/22)                                |
| Worst FG % in the second half.....                     | .256 vs. Georgia Tech (11/16/22)                              |
| Best FG % by an opponent in the second half.....       | .353 vs. South Alabama (11/10/22)                             |
| Worst FG % by an opponent in the second half.....      | .241 vs. Georgia Tech (11/16/22)                              |
| Most rebounds in the second half.....                  | 27 vs. Georgia Tech (11/16/22)                                |
| Fewest rebounds in the second half.....                | 16 vs. Sam Houston (11/8/22) & vs. South Alabama (11/10/22)   |
| Most rebounds by an opponent in the second half.....   | 26 vs. South Alabama (11/10/22) & vs. Georgia Tech (11/16/22) |
| Fewest rebounds by an opponent in the second half..... | 23 vs. Sam Houston (11/8/22)                                  |

## Game

|                                     |                                   |
|-------------------------------------|-----------------------------------|
| Most points scored.....             | 90 vs. Sam Houston (11/8/22)      |
| Fewest points scored.....           | 51 vs. Georgia Tech (11/16/22)    |
| Most points allowed.....            | 76 vs. Sam Houston (11/8/22)      |
| Fewest points allowed.....          | 57 vs. Georgia Tech (11/16/22)    |
| Best FG %.....                      | .465 vs. Sam Houston (11/8/22)    |
| Worst FG %.....                     | .263 vs. Georgia Tech (11/16/22)  |
| Best FG % by an opponent.....       | .400 vs. Georgia Tech (11/16/22)  |
| Worst FG % by an opponent.....      | .323 vs. South Alabama (11/10/22) |
| Most rebounds.....                  | 51 vs. Georgia Tech (11/16/22)    |
| Fewest rebounds.....                | 40 vs. Sam Houston (11/8/22)      |
| Most rebounds by an opponent.....   | 47 vs. South Alabama (11/10/22)   |
| Fewest rebounds by an opponent..... | 39 vs. Georgia Tech (11/16/22)    |

## Miscellaneous

|   |                                    |
|---|------------------------------------|
| Highest-scoring quarter.....              | 26, 3Q vs. Sam Houston (11/8/22)   |
| Lowest-scoring quarter.....               | 5, 1Q vs. Georgia Tech (11/16/22)  |
| Highest-scoring opponent quarter.....     | 27, 4Q vs. Sam Houston (11/8/22)   |
| Lowest-scoring opponent quarter.....      | 11, 3Q vs. Georgia Tech (11/16/22) |
| Largest margin in a single quarter.....   | +13, 3Q vs. Sam Houston (11/8/22)  |
| Largest margin of victory.....            | 16 vs. Sam Houston (11/8/22)       |
| Smallest margin of victory.....           | 9 vs. South Alabama (11/10/22)     |
| Largest margin of defeat.....             | 6 vs. Georgia Tech (11/16/22)      |
| Smallest margin of defeat.....            |                                    |
| Largest halftime lead.....                | 11 vs. Sam Houston (11/8/22)       |
| Smallest halftime lead.....               | 8 vs. South Alabama (11/10/22)     |
| Times tied at halftime.....               |                                    |
| Largest halftime deficit.....             | 7 vs. Georgia Tech (11/16/22)      |
| Smallest halftime deficit.....            |                                    |
| Largest rebounding margin.....            | +12 vs. Georgia Tech (11/16/22)    |
| Smallest rebounding margin.....           |                                    |
| Last time tied in rebounding.....         |                                    |
| Largest rebounding deficit.....           | -6 vs. South Alabama (11/10/22)    |
| Smallest rebounding deficit.....          | -4 vs. Sam Houston (11/8/22)       |
| Largest deficit overcome to win game..... | 4 vs. South Alabama (11/10/22)     |
| Largest lead lost.....                    | 3 vs. Georgia Tech (11/16/22)      |

MISCELLANEOUS STATISTICS

| Double-Doubles        | Season | Career |
|-----------------------|--------|--------|
| Aicha Coulibaly       | 1      | 6      |
| Honesty Scott-Grayson | 0      | 3      |
| Precious Johnson      | 0      | 1      |

| 30+ Point Games       | Season | Career |
|-----------------------|--------|--------|
| Honesty Scott-Grayson | 0      | 1      |

| 20+ Point Games       | Season | Career |
|-----------------------|--------|--------|
| Aicha Coulibaly       | 1      | 10     |
| Honesty Scott-Grayson | 0      | 9      |
| Sania Wells           | 0      | 1      |

| 10+ Rebound Games     | Season | Career |
|-----------------------|--------|--------|
| Aicha Coulibaly       | 1      | 6      |
| Mya Pratcher          | 1      | 1      |
| Honesty Scott-Grayson | 0      | 3      |
| Romi Levy             | 0      | 2      |
| Precious Johnson      | 0      | 1      |

| 10+ Assist Games | Season | Career |
|------------------|--------|--------|
|------------------|--------|--------|

| 5+ Steal Games        | Season | Career |
|-----------------------|--------|--------|
| Honesty Scott-Grayson | 1      | 5      |
| Aicha Coulibaly       | 0      | 2      |
| Romi Levy             | 0      | 2      |

| 5+ Block Games | Season | Career |
|----------------|--------|--------|
|----------------|--------|--------|

GAMES LED AUBURN IN...

| Scoring               | Season | Career |
|-----------------------|--------|--------|
| Aicha Coulibaly       | 3      | 21     |
| Honesty Scott-Grayson | 1      | 18     |
| Sania Wells           | 0      | 3      |
| Precious Johnson      | 0      | 1      |

| Rebounding            | Season | Career |
|-----------------------|--------|--------|
| Aicha Coulibaly       | 1      | 16     |
| Kaitlyn Duhon         | 1      | 1      |
| Kharyssa Richardson   | 1      | 1      |
| Mya Pratcher          | 1      | 1      |
| Honesty Scott-Grayson | 0      | 12     |
| Precious Johnson      | 0      | 3      |
| Sania Wells           | 0      | 1      |
| Romi Levy             | 0      | 1      |

| Assists               | Season | Career |
|-----------------------|--------|--------|
| Honesty Scott-Grayson | 2      | 15     |
| Aicha Coulibaly       | 1      | 6      |
| Sydney Shaw           | 1      | 1      |
| Sania Wells           | 0      | 12     |
| Mar'Shaun Bostic      | 0      | 9      |
| Romi Levy             | 0      | 4      |
| Carsen McFadden       | 0      | 1      |

(includes games where lead was shared)

2022-23 DOUBLE-DOUBLES

Aicha Coulibaly - 24 pts, 10 reb vs. Sam Houston

Last Time an Auburn Team...

|   |   |
|---|---|
| Scored 90 points  | Auburn 90, Sam Houston 76, in Auburn, Ala. (Nov. 8, 2022)                   |
| Scored 90 points in an SEC game                           | Auburn 95, Missouri 82, in Columbia, Mo. (Feb. 27, 2020)                    |
| Scored 100 points   | Auburn 119, Sam Houston State 54, in Auburn, Ala. (Dec. 5, 2008)            |
| Scored 100 points against an SEC opponent                 | Auburn 102, Tennessee 96, SEC Tournament in Albany, Ga. (Mar. 6, 1987)      |
| Scored 100 points in an SEC regular-season game           | Auburn 111, Vanderbilt 67, in Auburn, Ala. (Feb. 18, 1987)                  |
| Scored 100 points at home                                 | Auburn 119, Sam Houston State 54, in Auburn, Ala. (Dec. 5, 2008)            |
| Scored 100 points in a true road game                     | Auburn 103, Mercer 29, in Macon, Ga. (Feb. 23, 1987)                        |
| Scored 110+ points  | Auburn 119, Sam Houston State 54, in Auburn, Ala. (Dec. 5, 2008)            |
| Scored 80 points and lost                                 | Mississippi State 92, Auburn 85 [OT] in Auburn, Ala. (Feb. 20, 2020)        |
| Scored 90 points and lost                                 | Kentucky 91, Auburn 90 [2OT], in Auburn, Ala. (Feb. 2, 1986)                |
| Scored 100 points and lost                                | Never   |
| Scored 50-59 points in a half                             | 51 (1st half) vs. Charleston Southern in Auburn, Ala. (Nov. 26, 2021)       |
| Scored 60 or more points in a half                        | 62 (2nd half) vs. Drake in New Orleans, La. (Dec. 21, 2016)                 |
| Scored 30 or more points in a quarter                     | 34 (3rd quarter) - at Missouri in Columbia, Mo. (Feb. 27, 2020)             |
| Scored 50 points or less in a game                        | South Carolina 75, Auburn 38, in Columbia, S.C. (Feb. 17, 2022)             |
| Scored 50 points or less and won                          | Auburn 47, Missouri 45 [SEC] in Jacksonville, Fla. (March 3, 2016)          |
| Scored 40 points or less in a game                        | South Carolina 75, Auburn 38, in Columbia, S.C. (Feb. 17, 2022)             |
| Scored less than 10 points in a quarter                   | 5 points (1st quarter) vs. Georgia Tech in Auburn, Ala. (Nov. 16, 2022)     |
| Scored less than 20 points in a 1st half                  | 15 points vs. Ole Miss in Auburn, Ala. (Feb. 24, 2022)                      |
| Scored less than 20 points in a 2nd half                  | 17 points at South Carolina in Columbia, S.C. (Feb. 17, 2022)               |
| Had 35+ rebound margin                                    | 36 - (52-16) vs. Alabama A&M in Normal, Ala. (Nov. 19, 2013)                |
| Had 25+ rebound margin                                    | 33 - (53-26) vs. Grambling State in Auburn, Ala. (Nov. 6, 2018)             |
| Had 20+ rebound margin                                    | 20 (51-31) vs. Alabama State in Auburn, Ala. (Nov. 16, 2021)                |
| Attempted 30 free throws                                  | 30 - vs. Grambling in Auburn, Ala. (Dec. 18, 2021)                          |
| Attempted 35 free throws                                  | 35 - vs. Charleston Southern in Auburn, Ala. (Nov. 26, 2021)                |
| Attempted 40 free throws                                  | 41 - vs. Alabama State in Auburn, Ala. (Nov. 15, 2006)                      |
| Attempted 5 free throws or less                           | 3 - at Texas A&M in College Station, Texas (Feb. 23, 2020)                  |
| Did not attempt a free throw                              | Never   |
| Made 20-24 free throws                                    | 21 - vs. South Alabama in Auburn, Ala. (Nov. 10, 2022)                      |
| Made 25+ free throws                                      | 26 - vs. Charleston Southern in Auburn, Ala. (Nov. 26, 2021)                |
| Made 30 free throws                                       | 31 - vs. Northwestern State (31-43) (Dec. 30, 2003)                         |
| Had 25 assists  | 25 - vs. Ole Miss in Auburn, Ala. (Jan. 8, 2017)                            |
| Had 25 turnovers  | 27 - vs. Georgia in Auburn, Ala. (Jan. 3, 2021)                             |
| Had 10 turnovers or less                                  | 7 - at South Carolina in Columbia, S.C. (Feb. 17, 2022)                     |
| Had 25+ steals  | Never   |
| Had 20-24 steals  | 21 - vs. Georgia in Auburn, Ala. (Feb. 3, 2019)                             |
| Had 15-19 steals  | 19 - vs. Charleston Southern in Auburn, Ala. (Nov. 26, 2021)                |
| Had 10-14 blocks  | 10 - vs. Louisiana Tech in Auburn, Ala. (Nov. 19, 2017)                     |
| Had 15+ blocks  | 15 - at Florida International in Miami, Fla. (Dec. 29, 2014)                |
| Won an overtime game                                      | Auburn 74, Dayton 72 [10T] in Estero, Fla. (Nov. 30, 2019)                  |
| Lost an overtime game                                     | Missouri 72, Auburn 63 [10T] in Columbia, Mo. (Jan. 6, 2022)                |
| Played a double overtime game                             | Auburn 70, Alabama 65 [20T] in Auburn, Ala. (Feb. 27, 2014)                 |
| Played three or more overtimes                            | Never   |
| Shot 70% for a half                                       | 70.4% (19-of-27), 2nd half at Elon in Elon, N.C. (Dec. 22, 2018)            |
| Shot 60% for a game                                       | 60.4% (29-of-48) vs. Oklahoma State in Auburn, Ala. (Dec. 5, 2021)          |
| Shot less than 30% for a game                             | 26.3% (20-of-76) vs. Georgia Tech in Auburn, Ala. (Nov. 16, 2022)           |
| Shot 90-99.9% from the free throw line (min. 10 attempts) | 90.5% (19-of-21) at Arkansas in Fayetteville, Ark. (Jan. 31, 2021)          |
| Shot 100% from the free throw line (min. 10 attempts)     | 100% (16-of-16) vs. Texas A&M in Auburn, Ala. (Jan. 7, 2018)                |
| Shot 50% on 3-pointers (minimum 5 attempts)               | 53.8% (7-of-13) vs. Charleston Southern in Auburn, Ala. (Nov. 26, 2021)     |
| Shot 20-30% in a half                                     | 25.6% (10-of-39), 2nd half vs. Georgia Tech in Auburn, Ala. (Nov. 16, 2022) |
| Shot less than 20% in a half                              | 19.4% (7-of-36), 1st half vs. South Carolina in Auburn, Ala. (Feb. 4, 2021) |
| Shot 55% or better and lost                               | 58.1% (25-of-43) vs. Tennessee (Jan. 20, 2005)                              |
| Made 10+ 3-point field goals                              | 10-of-35 vs. Texas A&M in Auburn, Ala. (Jan. 28, 2021)                      |
| Failed to make a 3-point field goal                       | 0-of-5 vs. Southern in Auburn, Ala. (Dec. 9, 2017)                          |
| Had 60+ rebounds  | 61 - vs. Stephen F. Austin in Auburn, Ala. (Dec. 17, 2007)                  |
| Had 50-59 rebounds  | 51 vs. Georgia Tech in Auburn, Ala. (Nov. 16, 2022)                         |
| Defeated a Top-25 opponent                                | Auburn 65, #21 Georgia 61, in Auburn, Ala. (Feb. 20, 2022)                  |
| Defeated a Top-10 opponent                                | Auburn 71, #4 Tennessee 61, in Auburn, Ala. (Jan. 27, 2022)                 |
| Defeated a Top-25 opponent on the road                    | Auburn 59, #18 Georgia Tech 51, in Atlanta, Ga. (Nov. 21, 2021)             |

Last Time an Auburn Player...

|   |  |
|---|--|
| Scored 25-29 points                                 | 26 - Aicha Coulibaly vs. Tennessee in Auburn, Ala. (Jan. 27, 2022)           |
| Scored 30-34 points                                 | 30 - Honesty Scott-Grayson vs. Missouri in Auburn, Ala. (Feb. 7, 2021)       |
| Scored 35 points                                    | 35 - DeWanna Bonner vs. Tennessee in Auburn, Ala. (Jan. 25, 2009)            |
| Scored 40 points                                    | 41 - Conswella Sparrow vs. South Alabama (Feb. 17, 1998)                     |
| Had 15-19 rebounds                                  | 18 - Unique Thompson vs. Arkansas in Auburn, Ala. (Feb. 25, 2021)            |
| Had 20+ rebounds                                    | 23 - Unique Thompson vs. Belmont in Auburn, Ala. (Dec. 20, 2020)             |
| Had 10 assists                                      | 10 - Daisa Alexander vs. LSU in Auburn, Ala. (Feb. 16, 2020)                 |
| Had 15 assists                                      | 18 - Martha Monk vs. Alabama State (Feb. 18, 1981)                           |
| Had 5 blocks  | 6 - Unique Thompson vs. Louisiana Tech in Auburn, Ala. (Nov. 19, 2017)       |
| Had 7 blocks  | 7 - Jassany Williams vs. Duke (Nov. 18, 2011)                                |
| Had 10 blocks                                       | 13 - Marita Payne vs. Arkansas (Feb. 3, 2005)                                |
| Had 5 steals  | 5 - Honesty Scott-Grayson vs. Sam Houston in Auburn, Ala. (Nov. 8, 2022)     |
| Had 8 steals  | 8 - Brandy Montgomery vs. East Carolina in Auburn, Ala. (Dec. 5, 2015)       |
| Had 10 steals                                       | 10 - Kristen Mulligan vs. Northeast Illinois in Auburn, Ala. (Dec. 18, 1992) |
| Made 10 field goals                                 | 10 - Aicha Coulibaly vs. Sam Houston in Auburn, Ala. (Nov. 8, 2022)          |
| Made 15 field goals                                 | 15 - Conswella Sparrow (15-16) vs. South Alabama (Feb. 17, 1998)             |
| Attempted 20-24 field goals                         | 20 - Aicha Coulibaly at Kentucky in Lexington, Ky. (Feb. 27, 2022)           |
| Attempted 25 field goals                            | 25 - Unique Thompson (7-25) at Georgia in Athens, Ga. (Feb. 11, 2021)        |
| Made 5+ three-point field goals                     | 5 - Annie Hughes vs. Charleston Southern in Auburn, Ala. (Nov. 26, 2021)     |
| Made 8 three-point field goals                      | 8 - Tiffany Krantz vs. Troy State in Auburn, Ala. (Nov. 21, 1997)            |
| Attempted 10 three-point field goals                | 14 - Lauren Hansen vs. Drake in Estero, Fla. (Dec. 1, 2019)                  |
| Attempted 15 three-point field goals                | 16 - Brandy Montgomery at Marquette in Milwaukee, Wis. (Dec. 13, 2015)       |
| Made 10 free throws                                 | 11 - Aicha Coulibaly vs. Charleston Southern in Auburn, Ala. (Nov. 26, 2021) |
| Made 15 free throws                                 | Never  |
| Shot 100% at the free throw line (min. 10 attempts) | 12-12 - Daisa Alexander vs. Mississippi State (Feb. 20, 2020)                |



**SEC PRESEASON POLL (Media Vote)****Order of Finish**

1. South Carolina
2. Tennessee
3. LSU
4. Arkansas
5. Ole Miss
6. Florida
7. Kentucky
8. Mississippi State
9. Georgia
10. Alabama
11. Texas A&M
12. Missouri
13. Auburn
14. Vanderbilt

**Player of the Year**

Aliyah Boston, South Carolina

**All-SEC First Team**

Aliyah Boston, South Carolina  
Zia Cooke, South Carolina  
Rickeya Jackson, Tennessee  
Jordan Horston, Tennessee  
Tamar Key, Tennessee

**Preseason All-SEC Second-Team**

Brittany Davis, Alabama  
Alexis Morris, LSU  
Angel Reese, LSU  
Jessika Carter, Mississippi State  
Anastasia Hayes, Mississippi State  
Hayley Frank, Missouri

**SEC PRESEASON POLL (Coaches' Vote)****Order of Finish**

1. South Carolina
2. Tennessee
3. LSU
4. Alabama
5. Arkansas
6. Mississippi State
7. Florida
8. Ole Miss
9. Georgia
10. Kentucky
11. Texas A&M
12. Missouri
13. Auburn
14. Vanderbilt

**Player of the Year**

Aliyah Boston, South Carolina

**All-SEC First Team**

Brittany Davis, Alabama  
Alexis Morris, LSU  
Angel Reese, LSU  
Anastasia Hayes, Mississippi State  
Aliyah Boston, South Carolina  
Zia Cooke, South Carolina  
Jordan Horston, Tennessee  
Tamar Key, Tennessee

**All-SEC Second Team**

Makayla Daniels, Arkansas  
Aicha Coulibaly, Auburn  
Diamond Battles, Georgia  
Madison Scott, Ole Miss  
Jessika Carter, Mississippi State  
Hayley Frank, Missouri  
Victoria Saxton, South Carolina  
Rickeya Jackson, Tennessee

|   |  |
|---|--|
| <b>Had a double-double</b> .....                      | Aicha Coulibaly (24p/10r) vs. Sam Houston in Auburn, Ala. (Nov. 8, 2022)   |
| Had 2 consecutive double-doubles.....                 | Aicha Coulibaly: 23/11 vs. Kennesaw, 17/12 at Alabama (Dec. 20, 2021-Jan. 2, 2022)   |
| Had 3 consecutive double-doubles.....                 | Unique Thompson: 14/14 at Florida, 22/10 vs. Kentucky, 10/10 at Alabama (Jan. 17-24, 2021)   |
| ...Had 10 consecutive double-doubles.....             | Unique Thompson: First vs. Samford; last at Alabama (Nov. 28, 2020-Jan. 24, 2021)  |
| Had 13 consecutive double-doubles.....                | Unique Thompson: First vs. BYU; last at Vandy (March 23, 2019-Jan. 2, 2020)  |
| Had 18 consecutive double-doubles (AU record).....    | Lauretta Freeman: First vs. Furman, Last vs. Oral Roberts (Dec. 29, 1992-Feb. 23, 1993)  |
| Had a double-double at halftime.....                  | Unique Thompson (16 pts/10 rebs) at Iowa State in Ames, Iowa (Nov. 13, 2018)   |
| Two players had a double-double.....                  | Aicha Coulibaly (18p/10r) & Precious Johnson (18p/10r) at Kentucky (Feb. 27, 2022)   |
| Recorded a double-double with points and assists..... | Janiah McKay (16 pts/10 assists) vs. Grambling State (Nov. 6, 2018)  |
| Scored 20 points & had 20 rebounds.....               | Unique Thompson (20 pts/23 reb) vs. Belmont in Auburn, Ala. (Dec. 20, 2020)  |
| Had a triple-double.....                              | Whitney Boddie (24 pts./11 rebs./12 asst.) vs. Sam Houston State (Dec. 5, 2008)  |
| Two or more players scored 20 points.....             | Coulibaly (25) & Scott-Grayson (22) vs. Oklahoma State in Auburn, Ala. (Dec. 5, 2021)  |
| Three players scored 20 points.....                   | Benton (23), Howard (22), Alexander (21) at Missouri in Columbia, Mo. (Feb. 27, 2020)  |
| Two players scored 30 points.....                     | Laticia Morris (33) & Tara Williams (30) vs. South Alabama (Jan. 14, 1997)   |
| Had 2 straight 25-point games.....                    | Janiah McKay: 27 at South Carolina, 26 vs. Arkansas (Jan. 11-14, 2018)   |
| Had 3 straight 25-point games.....                    | Janiah McKay: 25 pts vs. Texas A&M, 27 pts at South Carolina, 26 pts vs. Arkansas (Jan. 7-14, 2018)  |
| Zero players scored in double figures.....            | at South Carolina in Columbia, S.C. (Feb. 17, 2022)  |
| Only one player scored in double figures.....         | Keya Patton (12) vs. Georgia in Auburn, Ala. (Jan. 3, 2021)  |
| Five players scored in double figures.....            | Thompson (19), Hughes (17), Scott-Grayson (16), Levy (12), Jordan (11) vs. N. Florida (Dec. 17, 2020)  |
| Six players scored in double figures.....             | McKay/Benton (16), Primm (15), Thompson (14), Alexander/Jones (13) vs. Grambling (Nov. 6, 2018)  |
| Seven players scored in double figures.....           | Carrier (19 pts.), Bonner (18 pts.), Smalley (16 pts.), Boddie (13 pts.)<br>R. Hobbs (13 pts.), Hilliard (13 pts.) & S. Hobbs (10 pts.) vs. Sam Houston State (Dec. 5, 2008) |
| Two players had 10 rebounds.....                      | Aicha Coulibaly (10) and Precious Johnson (10) at Kentucky in Lexington, Ky. (Feb. 27, 2022)   |
| Three players had 10 rebounds.....                    | J. Greenleaf (12 rebs.), D. Bonner (12 rebs.) & W. Boddie (10 rebs.) vs. Oakland (Nov. 21, 2007)   |
| Played every minute.....                              | Honesty Scott-Grayson (40:00) at Alabama in Tuscaloosa, Ala. (Jan. 2, 2022)  |
| Played 40 or more minutes in OT game.....             | S. Wells (43:38) & H. Scott-Grayson (43:00) at Missouri in Columbia, Mo. (Jan. 6, 2022)  |
| Attempted a slam dunk.....                            | Hasina Muhammad vs. St. John's in Auburn, Ala. (Dec. 6, 2013)  |
| Made a shot from half-court or beyond.....            | Brooke Moore (end 2nd quarter) vs. Alabama State in Auburn, Ala. (Dec. 29, 2018)   |
| Every Auburn player scored.....                       | 13 players vs. Charleston Southern in Auburn, Ala. (Nov. 26, 2021)   |

**Last Time an Auburn Opponent...**

|  |  |
|--|--|
| Shot less than 30% in a game (SEC).....              | Ole Miss - 27.4% (17-of-62) in Auburn, Ala. (Jan. 23, 2020)            |
| Shot less than 30% in a game (Non-conf).....         | Charleston Southern - 24.1% (14-of-58) in Auburn, Ala. (Nov. 26, 2021) |
| Shot 60% or better in a game.....                    | Florida - 61.5% (32-of-52) in Auburn, Ala. (Jan. 9, 2020)              |
| Scored 90 points.....                                | Kentucky 90, Auburn 62, in Lexington, Ky. (Feb. 27, 2022)              |
| Scored 100 points.....                               | Georgia 102, Auburn 72 in Athens, Ga. (Mar. 3, 1984)                   |
| Scored 100 points at Auburn.....                     | Tuskegee 105, Auburn 98 (20T) (Feb. 12, 1979)                          |
| Had 25+ rebound margin.....                          | 37 - South Carolina (62-25) in Columbia, S.C. (Feb. 17, 2022)          |
| Had a 20-24 rebound margin.....                      | 22 - Ole Miss (43-21) in Auburn, Ala. (Feb. 24, 2022)                  |
| Scored 5 points or less in a quarter.....            | 4 - Kennesaw State (2nd quarter) in Auburn, Ala. (Dec. 20, 2021)       |
| Scored less than 10 points in a quarter.....         | 6 - Georgia (4th quarter) in Auburn, Ala. (Feb. 20, 2022)              |
| Scored less than 10 points in all four quarters..... | Winthrop (9-8-8-8) in Auburn, Ala. (Dec. 16, 2015)                     |
| Scored 30 or more points in a quarter.....           | 30 - Kentucky (1st quarter) in Lexington, Ky. (Feb. 27, 2022)          |
| Scored less than 10 points in a half.....            | 9 - USC Upstate (1st half) in Auburn, Ala. (Nov. 25, 2020)             |
| Scored less than 20 points in a 1st half.....        | 17 - vs. Kennesaw State in Auburn, Ala. (Dec. 20, 2021)                |
| Scored less than 20 points in a 2nd half.....        | 19 - Florida in Auburn, Ala. (Dec. 31, 2017)                           |
| Had 50 rebounds.....                                 | 62 - South Carolina in Columbia, S.C. (Feb. 17, 2022)                  |
| Had 25 assists.....                                  | 25 - Alabama in Auburn, Ala. (Feb. 14, 2021)                           |
| Had 25-29 turnovers.....                             | 27 - Vanderbilt in Nashville, Tenn. (Jan. 30, 2022)                    |
| <b>Had 30-34 turnovers.....</b>                      | <b>33 - Sam Houston in Auburn, Ala. (Nov. 8, 2022)</b>                 |
| Had 35+ turnovers.....                               | 35 - ULM in Auburn, Ala. (Nov. 27, 2017)                               |
| Had 15 steals.....                                   | 21 - Belmont in Auburn, Ala. (Dec. 20, 2020)                           |
| Had 10 blocks.....                                   | 13 - LSU in Auburn, Ala. (Jan. 9, 2022)                                |
| Failed to make a 3-point field goal.....             | LSU (0-6) in Baton Rouge, La. (Feb. 1, 2016)                           |
| <b>Attempted 35 free throws.....</b>                 | <b>43 - Sam Houston in Auburn, Ala. (Nov. 8, 2022)</b>                 |
| Made 30 free throws.....                             | 30 - Arkansas (Jan. 22, 1995)  |
| Made 10+ three-point field goals.....                | 10 - Kentucky in Lexington, Ky. (Feb. 27, 2022)                        |
| Made 15+ three-point field goals.....                | 15 - Alabama in Auburn, Ala. (Feb. 14, 2021)                           |
| Scored 41-50 points in a game.....                   | 42 - Charleston Southern in Auburn, Ala. (Nov. 26, 2021)               |
| Scored 31-40 points in a game.....                   | 38 - Alabama in Auburn, Ala. (Feb. 17, 2019)                           |
| Scored 30 points or less.....                        | 26 - Georgia in Athens, Ga. (Feb. 22, 2015)                            |
| Scored 25 points or less.....                        | 25 - Puerto Rico-Mayaguez (Dec. 17, 2000)                              |

**Last Time an Opposing Player...**

|   |  |
|---|--|
| Scored 30+ points (non-conference).....               | 35 - Ajah Wayne of Old Dominion in Auburn, Ala. (Nov. 14, 2019)  |
| Scored 30+ points (SEC).....                          | 32 - Rhyne Howard of Kentucky in Lexington, Ky. (Feb. 27, 2022)  |
| Scored 35+ points (all games).....                    | 41 - Jasmine Walker of Alabama in Auburn, Ala. (Feb. 14, 2021)   |
| Scored 40+ points (all games).....                    | 41 - Jasmine Walker of Alabama in Auburn, Ala. (Feb. 14, 2021)   |
| Attempted 25 field goals.....                         | 27 - Jantel Lavender (9-27) of Ohio State (Nov. 23, 2008)  |
| Scored 20 points & had 20 rebounds.....               | Young of Baylor in the WNIT Championship Game, (20 pts./25 rebs.) (Apr. 4, 2003)                         |
| Two players scored 20 points.....                     | Rhyne Howard (32) and Dre'una Edwards (25) of Kentucky in Lexington, Ky. (Feb. 27, 2022)                 |
| Three players scored 20 points.....                   | by LSU in Baton Rouge, Chatman (22 pts), Johnson (21 pts) & Lowery (20 pts) (Jan. 12, 1991)              |
| Five players scored in double figures.....            | Broughton (18), Moore (15), Merritt (13), Smith (12), Rickards (10) of Florida (Feb. 14, 2022)           |
| Six players scored in double figures.....             | Williams (10), Lewis (13), Bonds (18), Peoples (10), Miller (12), Svetle (12) of Florida (Jan. 26, 2014) |
| Recorded a double-double.....                         | Aliyah Boston (10 pts/12 reb) of South Carolina in Columbia, S.C. (Feb. 17, 2022)                        |
| Recorded a double-double with points and assists..... | Tyasha Harris (12 pts/11 ast) of South Carolina in Columbia, S.C. (Jan. 11, 2018)                        |
| Recorded a triple-double.....                         | Ceira Ricketts (14 pts./13 rebs./12 ast.) of Arkansas (Jan. 18, 2009)                                    |
| Two players recorded a double-double.....             | I. Allen (21p/15r) & A. Wayne (19p/11r) of Old Dominion in Norfolk, Va. (Nov. 14, 2021)                  |
| Committed 10+ turnovers.....                          | 10 - Shaquera Wade of Alabama in Greenville, S.C. (March 7, 2019)  |
| Had 15-19 rebounds.....                               | 15 - by N'dea Jones of Texas A&M in Auburn, Ala. (Jan. 24, 2019)   |
| Had 20+ rebounds.....                                 | 21 - Ayana Mitchell of LSU in Baton Rouge, La. (March 3, 2019)   |
| Had 10 assists.....                                   | 10 - Jazmine Massengill of Kentucky in Lexington, Ky. (Feb. 27, 2022)                                    |
| Had 15 assists.....                                   | 16 - Cindy McMahan of Alabama-Huntsville (Nov. 24, 1980)   |
| Had 5 blocks.....                                     | 6 - Jenna Staiti of Georgia in Athens, Ga. (Feb. 11, 2021)   |
| Had 10 blocks.....                                    | Never  |
| Had 5 steals.....                                     | 5 - Jada Walker of Kentucky in Auburn, Ala. (Jan. 25, 2022)  |
| Made 15 field goals.....                              | 15 - Charmique Holdscraw (15-21) of Tennessee (Feb. 1, 1998)   |
| Made 10 3-point field goals.....                      | 11 - Morgan Eye (11-18) of Missouri in Columbia, Mo. (Jan. 6, 2013)                                      |

**Specialty Statistics (Auburn-Opponent)**

| Opponent      | Points in the Paint | Points off Turnovers | 2nd-Chance Points | Fast-Break Points | Bench Points |
|---------------|---------------------|----------------------|-------------------|-------------------|--------------|
| Sam Houston   | 50-24               | 31-25                | 20-24             | 27-18             | 28-40        |
| South Alabama | 34-26               | 28-10                | 15-18             | 10-5              | 12-43        |
| Georgia Tech  | 32-26               | 14-10                | 22-12             | 8-3               | 16-12        |

**Lead-Deficit Comparison**

| Opponent      | Largest Lead   | Largest Deficit | Lead Changes | Ties | Result   |
|---------------|----------------|-----------------|--------------|------|----------|
| Sam Houston   | 26 (3rd, 3:32) | 1 (1st, 6:25)   | 4            | 2    | W, 90-76 |
| South Alabama | 15 (3rd, 5:56) | 4 (2nd, 8:44)   | 2            | 4    | W, 71-62 |
| Georgia Tech  | 3 (1st, 9:22)  | 15 (2nd, 4:53)  | 3            | 1    | L, 51-57 |

**Scoring Breakdown**

(Percentage of total points in parentheses)

| Opponent      | Sr. | Jr. | So. | Fr. | Starters  | Bench     | 2-pt FG   | 3-pt FG   | FTs       |
|---------------|-----|-----|-----|-----|-----------|-----------|-----------|-----------|-----------|
| Sam Houston   | 24  | 26  | 9   | 31  | 62 (68.9) | 28 (31.1) | 58 (64.4) | 12 (13.3) | 20 (22.2) |
| South Alabama | 10  | 21  | 6   | 34  | 59 (83.1) | 12 (16.9) | 38 (53.5) | 12 (16.9) | 21 (29.6) |
| Georgia Tech  | 11  | 19  | 2   | 19  | 35 (68.6) | 16 (31.4) | 36 (70.6) | 6 (11.8)  | 9 (17.6)  |

**Comparison Statistics (Auburn/Opponent)**

| Opponent      | 1st   | 2nd   | Score | Mar | Total FG    | FG Pct    | 3-Pointers | 3FG Pct   | Free Throws | FT Pct    | Reb.  | Mar | Assist | TO    | Bk  | Stl   | Fouls |
|---------------|-------|-------|-------|-----|-------------|-----------|------------|-----------|-------------|-----------|-------|-----|--------|-------|-----|-------|-------|
| Sam Houston   | 47-36 | 43-40 | 90-76 | +14 | 33-71/21-56 | .465/.375 | 4-7/5-15   | .571/.333 | 20-25/29-43 | .800/.674 | 40/45 | (5) | 19/10  | 23/33 | 9/5 | 13/14 | 30/27 |
| South Alabama | 35-27 | 36-35 | 71-62 | +9  | 23-61/21-65 | .377/.323 | 4-20/5-19  | .200/.263 | 21-26/15-21 | .808/.714 | 41/47 | (6) | 9/7    | 15/20 | 9/0 | 9/7   | 16/24 |
| Georgia Tech  | 25-32 | 26-25 | 51-57 | (6) | 20-76/20-50 | .263/.400 | 2-19/4-8   | .105/.500 | 9-12/13-22  | .750/.591 | 51/39 | +12 | 8/8    | 19/22 | 4/2 | 9/8   | 20/18 |

**Game-by-Game Leaders**

|               | Points                     | Rebounds           | Assists                 | Steals                  | Blocked Shots    |
|---------------|----------------------------|--------------------|-------------------------|-------------------------|------------------|
| Sam Houston   | 24-Aicha Coulibaly         | 10-Aicha Coulibaly | 5-Honesty Scott-Grayson | 5-Honesty Scott-Grayson | 3-Kaitlyn Duhon  |
| South Alabama | 19-Aicha Coulibaly         | 7-Richardson/Duhon | 3-Scott-Grayson/Shaw    | 3-Kaitlyn Duhon         | 2-Duhon/Graves   |
| Georgia Tech  | 11-Coulibaly/Scott-Grayson | 10-Mya Pratcher    | 4-Aicha Coulibaly       | 4-Aicha Coulibaly       | 1-(four players) |

**2022-23 Starting Lineups**

|               | Point Guard (1) | Wing (2)      | Wing (3) | Wing (4)  | Post (5)   |
|---------------|-----------------|---------------|----------|-----------|------------|
| Sam Houston   | Shaw            | Scott-Grayson | Duhon    | Coulibaly | Richardson |
| South Alabama | Shaw            | Scott-Grayson | Duhon    | Coulibaly | Richardson |
| Georgia Tech  | Shaw            | Scott-Grayson | Duhon    | Coulibaly | Richardson |

**Record by Starting Lineup**

Shaw, Scott-Grayson, Duhon, Coulibaly,  
Richardson ..... 2-1 (.667)



# Johnnie HARRIS

Head Coach

Second Season at Auburn • 24th Season in college coaching

Pine Bluff, Ark. • Arkansas Baptist, 1996

Johnnie Harris enters her second year as head coach for Auburn women's basketball in 2022-23. A long-time Southeastern Conference assistant and 2018 WBCA National Assistant Coach of the Year, Harris was named Auburn women's basketball head coach on April 3, 2021.

Her first season on the Plains saw Auburn double its win total from the previous season and pick up three victories over nationally ranked opponents. Her first top-25 win came Nov. 21 with a 59-51 win at Georgia Tech, Auburn's first road win over a ranked foe since 2014. The biggest win of the season, and one of Auburn's biggest in decades, came Jan. 27 when the Tigers shocked No. 4 Tennessee 71-61 at home for their first SEC win of the season and their first win over a top-5 opponent since 1997. The Tigers added one more top-25 win, a 65-60 victory over No. 21 Georgia on Feb. 20. Sophomore Aicha Coulibaly was named to the All-SEC Second Team, and the Tigers landed a consensus top-25 recruiting class for 2022-23.

Prior to her arrival at Auburn, Harris spent 16 years combined at Arkansas, Texas A&M and Mississippi State, and spent the 2020-21 season as the Associate Head Coach at the University of Texas. She helped Texas to an Elite Eight appearance during the 2020-21 season, and she worked alongside Longhorn head coach Vic Schaefer the previous 10 years assisting Mississippi State to a pair of NCAA Championship game appearances. She was a central part of Mississippi State's success those eight seasons and is considered one of the nation's top recruiters.

Harris helped lead Mississippi State to a 221-62 [.781] record and five NCAA Tournament berths, including NCAA Championship Game appearances in 2017 and 2018. During that time, the Bulldogs also won the program's first Southeastern Conference regular-season championship and SEC Tournament Championship.

Harris' pupils in the past were some of the best in Mississippi State school history, led by Teaira McCowan, who Harris mentored during McCowan's record-setting junior and senior campaigns from 2017-19. The 2019 SEC Player of the Year and a consensus First-Team All-American, McCowan finished her career as Mississippi State's leader in rebounds and field-goal percentage, while ranking second in blocks and fourth in points and field-goals made.

The individual development McCowan showed during Mississippi State's run to a second consecutive national title game caught the attention of the coaching community, as Harris was tabbed the WBCA National Assistant Coach of the Year for the 2017-18 season.

In 2018-19, Harris helped transfer forward Anriel Howard combine with McCowan to create one of the best front courts in the country. In her lone season with the Bulldogs, Howard earned first-team All-SEC recognition by the AP and league coaches after averaging 16.4 points and 8.4 rebounds per game. Both McCowan [No. 3, Indiana Fever] and Howard [No. 24, Seattle Storm] were selected in the 2019 WNBA Draft.

Another Harris product, Chinwe Okorie, was an integral part of the Bulldogs' runs to the Final Four and 2016 Sweet 16 and finished her MSU career sixth in program annals in field-goal percentage, shooting 52.1 percent over 109 games. She raised her scoring average and field goal percentage each season of her three-year career, capped by her 7.5 ppg average on 56.4 percent shooting as a senior.

Harris helped guide Texas A&M to four Sweet 16 appearances in her five seasons, including the program's first national championship in 2010-11. During her tenure with the Aggies, Harris helped sign and mentor junior college All-Americans Danielle Adams and Tanisha Smith.

Prior to her stop in College Station, Harris spent three seasons at Arkansas, landing some of the Lady Razorbacks' top recruiting classes in program history. She signed Laura Ervin, a junior college All-American who went on to garner Second Team All-SEC accolades, as well as Freshman All-SEC selection Donica Cosby.

Harris has had the opportunity to learn from some of the game's top coaches, including Hall of Famer Kay Yow at N.C. State. She joined the program in the 2003-04 season and assisted the squad to the NCAA Tournament for the first time in two years. Her first recruiting class in Raleigh was rated as one of the best in the nation. She also garnered a commitment from Gillian Goring, the nation's No. 1 post player who went on to play for the Washington Mystics.

Prior to jumping to the Division I level, Harris made her mark on the junior college level as an assistant coach at Arkansas-Fort Smith, where she brought in key players who led the school to the NJCAA Final Four in 2004. In two seasons coaching under the legendary Louis Whorton, she inked the nation's No. 1 class and a 34-8 record. UAFS's 2002-03 team went 26-2 and won a share of the Bi-State Conference championship.

The Arkansas-Fort Smith position kept the Pine Bluff native in her home state after she started her coaching career as a graduate assistant at Little Rock. Her hard work at UALR earned her a promotion to a full-time assistant position in 2000.

Harris is the mother of two children, Marcus and Kiera, and the legal guardian of Lily. She also has two grandchildren, Samarah and Kaiden.

## Harris Year-by-Year

### Arkansas-Little Rock, Assistant Coach (1999-2001)

| Year    | Record | Conf. | Other Information |
|---------|--------|-------|-------------------|
| 1999-00 | 5-23   | 1-15  |                   |
| 2000-01 | 6-22   | 0-16  |                   |

### Arkansas-Fort Smith, Assistant Coach (2001-03)

| Year    | Record | Conf. | Other Information    |
|---------|--------|-------|----------------------|
| 2001-02 | 26-2   |       |                      |
| 2002-03 | 34-8   |       | Conference Champions |

### NC State, Assistant Coach (2003-04)

| Year    | Record | Conf. | Other Information |
|---------|--------|-------|-------------------|
| 2003-04 | 17-15  | 8-8   | NCAA First Round  |

### Arkansas, Assistant Coach (2004-07)

| Year    | Record | Conf. | Other Information |
|---------|--------|-------|-------------------|
| 2004-05 | 17-14  | 3-11  | WNIT Second Round |
| 2005-06 | 13-15  | 5-9   |                   |
| 2006-07 | 18-13  | 3-11  |                   |

### Texas A&M, Assistant Coach (2007-12)

| Year    | Record | Conf. | Other Information                                |
|---------|--------|-------|--|
| 2007-08 | 29-8   | 11-5  | NCAA Elite Eight<br>Big 12 Tournament Champions  |
| 2008-09 | 27-8   | 11-5  | NCAA Sweet 16                                    |
| 2009-10 | 26-8   | 10-6  | NCAA Second Round<br>Big 12 Tournament Champions |
| 2010-11 | 33-5   | 13-3  | National Champions                               |
| 2011-12 | 24-11  | 11-7  | NCAA Sweet 16                                    |

### Mississippi State, Associate Head Coach (2013-20)

| Year    | Record | Conf. | Other Information   |
|---------|--------|-------|---|
| 2012-13 | 13-17  | 5-11  |   |
| 2013-14 | 22-14  | 5-11  | WNIT Quarterfinals  |
| 2014-15 | 27-7   | 11-5  | NCAA Second Round   |
| 2015-16 | 28-8   | 11-5  | NCAA Sweet 16   |
| 2016-17 | 34-5   | 13-3  | National Runner-Up  |
| 2017-18 | 37-2   | 16-0  | National Runner-Up<br>SEC Regular Season Champions            |
| 2018-19 | 33-3   | 15-1  | NCAA Elite Eight<br>SEC Regular Season & Tournament Champions |
| 2019-20 | 27-6   | 13-3  | (no postseason; pandemic)                                     |

### Texas, Associate Head Coach (2020-21)

| Year    | Record | Conf. | Other Information |
|---------|--------|-------|-------------------|
| 2020-21 | 21-10  | 11-7  | NCAA Elite Eight  |

### Auburn, Head Coach (2021-)

| Year    | Record | Conf. | Other Information |
|---------|--------|-------|-------------------|
| 2021-22 | 10-18  | 2-14  |                   |
| 2022-23 | 2-1    |       |                   |





# Amoura GRAVES

# #0

Sophomore • Guard/Forward • 6-0  
Ponchatoula, La. • Ponchatoula HS

- 4 rebounds, 2 blocks in 17 minutes off the bench in win over South Alabama (11/10)
- Averaged 1.8 points, 1.8 rebounds, 0.5 steals over 26 games as a freshman
- Career-high 8 points, 4 rebounds, 2 steals, 2 assists at Vanderbilt (1/30/22)
- 2020 LSWA All-State First Team; averaged 23.5 points/game as HS junior
- Led Ponchatoula HS to 31-1 record and state No. 1 ranking as a senior
- Ranked No. 203 overall prospect nationally by Prospects Nation

### SEASON HIGHS

|                     |                  |          |
|---------------------|------------------|----------|
| Points              |                  |          |
| Rebounds            |                  |          |
| 4                   | vs South Alabama | 11/10/22 |
| Assists             |                  |          |
| Blocks              |                  |          |
| 2                   | vs South Alabama | 11/10/22 |
| Steals              |                  |          |
| Field Goals         |                  |          |
| Field Goal Attempts |                  |          |
| 3                   | vs South Alabama | 11/10/22 |
| 3-Point Field Goals |                  |          |
| 3-Point FG Attempts |                  |          |
| 3                   | vs South Alabama | 11/10/22 |
| Free Throws         |                  |          |
| Free Throw Attempts |                  |          |

| Opponent             | Start | Min. | FG-A | 3PT-A | FT-A | O-D-T   | PF | Ast. | TO | Blk. | St. | Pts. |
|----------------------|-------|------|------|-------|------|---------|----|------|----|------|-----|------|
| SAM HOUSTON          |       | 10   | 0-1  | 0-0   | 0-0  | 0-0-0   | 2  | 0    | 1  | 0    | 0   | 0    |
| SOUTH ALABAMA        |       | 17   | 0-3  | 0-3   | 0-0  | 1-3-4   | 1  | 0    | 2  | 2    | 0   | 0    |
| GEORGIA TECH         |       |      |      |       |      | --DNP-- |    |      |    |      |     |      |
| ALABAMA STATE        |       |      |      |       |      |         |    |      |    |      |     |      |
| vs. Indiana          |       |      |      |       |      |         |    |      |    |      |     |      |
| vs. Colorado State   |       |      |      |       |      |         |    |      |    |      |     |      |
| LITTLE ROCK          |       |      |      |       |      |         |    |      |    |      |     |      |
| UCF                  |       |      |      |       |      |         |    |      |    |      |     |      |
| UL-LAFAYETTE         |       |      |      |       |      |         |    |      |    |      |     |      |
| NORTH CAROLINA A&T   |       |      |      |       |      |         |    |      |    |      |     |      |
| SAMFORD              |       |      |      |       |      |         |    |      |    |      |     |      |
| NORTH FLORIDA        |       |      |      |       |      |         |    |      |    |      |     |      |
| at Ole Miss          |       |      |      |       |      |         |    |      |    |      |     |      |
| MISSOURI             |       |      |      |       |      |         |    |      |    |      |     |      |
| at South Carolina    |       |      |      |       |      |         |    |      |    |      |     |      |
| ALABAMA              |       |      |      |       |      |         |    |      |    |      |     |      |
| at LSU               |       |      |      |       |      |         |    |      |    |      |     |      |
| at Mississippi State |       |      |      |       |      |         |    |      |    |      |     |      |
| OLE MISS             |       |      |      |       |      |         |    |      |    |      |     |      |
| at Kentucky          |       |      |      |       |      |         |    |      |    |      |     |      |
| FLORIDA              |       |      |      |       |      |         |    |      |    |      |     |      |
| ARKANSAS             |       |      |      |       |      |         |    |      |    |      |     |      |
| SOUTH CAROLINA       |       |      |      |       |      |         |    |      |    |      |     |      |
| at Alabama           |       |      |      |       |      |         |    |      |    |      |     |      |
| TEXAS A&M            |       |      |      |       |      |         |    |      |    |      |     |      |
| at Tennessee         |       |      |      |       |      |         |    |      |    |      |     |      |
| at Georgia           |       |      |      |       |      |         |    |      |    |      |     |      |
| VANDERBILT           |       |      |      |       |      |         |    |      |    |      |     |      |

### CAREER HIGHS

|                     |                           |          |
|---------------------|---------------------------|----------|
| Points              |                           |          |
| 8                   | 2x; last at Vanderbilt    | 1/30/22  |
| Rebounds            |                           |          |
| 5                   | at Arkansas               | 2/10/22  |
| Assists             |                           |          |
| 2                   | 2x; last at Vanderbilt    | 1/30/22  |
| Blocks              |                           |          |
| 2                   | vs South Alabama          | 11/10/22 |
| Steals              |                           |          |
| 2                   | 4x; last at Vanderbilt    | 1/30/22  |
| Field Goals         |                           |          |
| 3                   | 2x; last at Vanderbilt    | 1/30/22  |
| Field Goal Attempts |                           |          |
| 5                   | at Vanderbilt             | 1/30/22  |
| 3-Point Field Goals |                           |          |
| 2                   | 2x; last at Vanderbilt    | 1/30/22  |
| 3-Point FG Attempts |                           |          |
| 3                   | 3x; last vs South Alabama | 11/10/22 |
| Free Throws         |                           |          |
| 2                   | 2x; last at Arkansas      | 2/10/22  |
| Free Throw Attempts |                           |          |
| 2                   | 4x; last at Arkansas      | 2/10/22  |

### GRAVES' CAREER STATISTICS

| SEASON       | TEAM | GP-GS       | MIN/AVG         | Field Goals  |             | 3-Point     |             | F-Throws   |             | Rebounds  |           |           |            | Scoring     |          |           |          |           |           |            |
|--------------|------|-------------|-----------------|--------------|-------------|-------------|-------------|------------|-------------|-----------|-----------|-----------|------------|-------------|----------|-----------|----------|-----------|-----------|------------|
|              |      |             |                 | FG-FGA       | FG%         | 3FG-3FGA    | 3FG%        | FT-FTA     | FT%         | OFF       | DEF       | TOT       | AVG        | PF-FO       | A        | TO        | BLK      | STL       | PTS       | AVG        |
| 2021-22      | AUB  | 26-0        | 308/11.8        | 17-51        | .333        | 7-22        | .318        | 5-9        | .556        | 23        | 23        | 46        | 1.8        | 19-0        | 7        | 7         | 3        | 12        | 46        | 1.8        |
| 2022-23      | AUB  | 2-0         | 27/13.6         | 0-4          | .000        | 0-3         | .000        | 0-0        | .000        | 1         | 3         | 4         | 2.0        | 3-0         | 0        | 3         | 2        | 0         | 0         | 0.0        |
| <b>TOTAL</b> |      | <b>28-0</b> | <b>335/12.0</b> | <b>17-55</b> | <b>.309</b> | <b>7-25</b> | <b>.280</b> | <b>5-9</b> | <b>.556</b> | <b>24</b> | <b>26</b> | <b>50</b> | <b>1.8</b> | <b>22-0</b> | <b>7</b> | <b>10</b> | <b>5</b> | <b>12</b> | <b>46</b> | <b>1.6</b> |



# Mya PRATCHER

# #1

Freshman • Forward • 6-1  
 Memphis, Tenn. • Bartlett HS

- Grabbed season-high 10 rebounds vs. Georgia Tech (11/16)
- Scored 5 points in Auburn debut vs. Sam Houston (11/8)
- Averaged 7.6 points, 5.2 rebounds, 1.8 steals, 1.5 assists as high school senior at Bartlett HS in Memphis
- No. 4-ranked player in Tennessee class of 2022 by Prep Girls Hoops
- 2021 All-Metro Division I team as a junior

**SEASON/CAREER HIGHS**

|                     |    |                 |          |
|---------------------|----|-----------------|----------|
| Points              | 6  | vs Georgia Tech | 11/16/22 |
| Rebounds            | 10 | vs Georgia Tech | 11/16/22 |
| Assists             |    |                 |          |
| Blocks              |    |                 |          |
| Steals              | 1  | vs Georgia Tech | 11/16/22 |
| Field Goals         | 3  | vs Georgia Tech | 11/16/22 |
| Field Goal Attempts | 7  | vs Georgia Tech | 11/16/22 |
| 3-Point Field Goals |    |                 |          |
| 3-Point FG Attempts | 1  | vs Georgia Tech | 11/16/22 |
| Free Throws         | 3  | vs Sam Houston  | 11/8/22  |
| Free Throw Attempts | 3  | vs Sam Houston  | 11/8/22  |

| Opponent             | Start | Min. | FG-A | 3PT-A | FT-A | O-D-T   | PF | Ast. | TO | Blk. | St. | Pts. |
|----------------------|-------|------|------|-------|------|---------|----|------|----|------|-----|------|
| SAM HOUSTON          |       | 16   | 1-2  | 0-0   | 3-3  | 0-1-1   | 3  | 0    | 1  | 0    | 0   | 5    |
| SOUTH ALABAMA        |       |      |      |       |      | --DNP-- |    |      |    |      |     |      |
| GEORGIA TECH         |       | 18   | 3-7  | 0-1   | 0-0  | 6-4-10  | 2  | 0    | 2  | 0    | 1   | 6    |
| ALABAMA STATE        |       |      |      |       |      |         |    |      |    |      |     |      |
| vs. Indiana          |       |      |      |       |      |         |    |      |    |      |     |      |
| vs. Colorado State   |       |      |      |       |      |         |    |      |    |      |     |      |
| LITTLE ROCK          |       |      |      |       |      |         |    |      |    |      |     |      |
| UCF                  |       |      |      |       |      |         |    |      |    |      |     |      |
| UL-LAFAYETTE         |       |      |      |       |      |         |    |      |    |      |     |      |
| NORTH CAROLINA A&T   |       |      |      |       |      |         |    |      |    |      |     |      |
| SAMFORD              |       |      |      |       |      |         |    |      |    |      |     |      |
| NORTH FLORIDA        |       |      |      |       |      |         |    |      |    |      |     |      |
| at Ole Miss          |       |      |      |       |      |         |    |      |    |      |     |      |
| MISSOURI             |       |      |      |       |      |         |    |      |    |      |     |      |
| at South Carolina    |       |      |      |       |      |         |    |      |    |      |     |      |
| ALABAMA              |       |      |      |       |      |         |    |      |    |      |     |      |
| at LSU               |       |      |      |       |      |         |    |      |    |      |     |      |
| at Mississippi State |       |      |      |       |      |         |    |      |    |      |     |      |
| OLE MISS             |       |      |      |       |      |         |    |      |    |      |     |      |
| at Kentucky          |       |      |      |       |      |         |    |      |    |      |     |      |
| FLORIDA              |       |      |      |       |      |         |    |      |    |      |     |      |
| ARKANSAS             |       |      |      |       |      |         |    |      |    |      |     |      |
| SOUTH CAROLINA       |       |      |      |       |      |         |    |      |    |      |     |      |
| at Alabama           |       |      |      |       |      |         |    |      |    |      |     |      |
| TEXAS A&M            |       |      |      |       |      |         |    |      |    |      |     |      |
| at Tennessee         |       |      |      |       |      |         |    |      |    |      |     |      |
| at Georgia           |       |      |      |       |      |         |    |      |    |      |     |      |
| VANDERBILT           |       |      |      |       |      |         |    |      |    |      |     |      |

**PRATCHER'S CAREER STATISTICS**

| SEASON       | TEAM | GP-GS      | MIN/AVG        | Field Goals |             | 3-Point    |             | F-Throws   |              | Rebounds |          |           |            | Scoring    |          |          |          |          |           |            |
|--------------|------|------------|----------------|-------------|-------------|------------|-------------|------------|--------------|----------|----------|-----------|------------|------------|----------|----------|----------|----------|-----------|------------|
|              |      |            |                | FG-FGA      | FG%         | 3FG-3FGA   | 3FG%        | FT-FTA     | FT%          | OFF      | DEF      | TOT       | AVG        | PF-FO      | A        | TO       | BLK      | STL      | PTS       | AVG        |
| 2022-23      | AUB  | 2-0        | 33/16.7        | 4-9         | .444        | 0-1        | .000        | 3-3        | 1.000        | 6        | 5        | 11        | 5.5        | 5-0        | 0        | 3        | 0        | 1        | 11        | 5.5        |
| <b>TOTAL</b> |      | <b>2-0</b> | <b>33/16.7</b> | <b>4-9</b>  | <b>.444</b> | <b>0-1</b> | <b>.000</b> | <b>3-3</b> | <b>1.000</b> | <b>6</b> | <b>5</b> | <b>11</b> | <b>5.5</b> | <b>5-0</b> | <b>0</b> | <b>3</b> | <b>0</b> | <b>1</b> | <b>11</b> | <b>5.5</b> |



# Sania WELLS

# #2

Senior • Guard • 5-7  
Moss Point, Miss. • East Central HS

- Scored 12 points and had 4 assists off the bench in season-opener vs. Sam Houston (11/8)
- Set Auburn single-season record and led SEC in free-throw percentage in 2021-22, hitting 90.5% (76-84) at the free throw line; ranked 7th in NCAA
- Started 25 games, played in 27 as a junior; averaged 9.1 points, 2.3 rebounds, 2.6 assists, 1.1 steals
- Matched career-high with 3 steals, had 11 points and was 6-6 FTs in win over #4 Tennessee (1/27)
- Career-high 20 points in OT loss at Missouri (1/6)
- Career-high 7 assists, 6-6 FT in win over Alabama State (11/16)
- Played in 23 of 24 games in 2020-21; averaged 3.3 points, 0.8 rebounds in 14.4 minutes/game

### SEASON HIGHS

|                     |    |                           |          |
|---------------------|----|---------------------------|----------|
| Points              | 12 | vs Sam Houston            | 11/8/22  |
| Rebounds            | 4  | 3x; last vs Georgia Tech  | 11/16/22 |
| Assists             | 4  | vs Sam Houston            | 11/8/22  |
| Blocks              | 1  | 2x; last vs South Alabama | 11/10/22 |
| Steals              | 1  | vs South Alabama          | 11/10/22 |
| Field Goals         | 4  | vs Sam Houston            | 11/8/22  |
| Field Goal Attempts | 10 | vs Sam Houston            | 11/8/22  |
| 3-Point Field Goals | 1  | vs Sam Houston            | 11/8/22  |
| 3-Point FG Attempts | 2  | 2x; last vs South Alabama | 11/10/22 |
| Free Throws         | 3  | vs Sam Houston            | 11/8/22  |
| Free Throw Attempts | 3  | vs Sam Houston            | 11/8/22  |

| Opponent             | Start | Min. | FG-A | 3PT-A | FT-A | O-D-T | PF | Ast. | TO | Blk. | St. | Pts. |
|----------------------|-------|------|------|-------|------|-------|----|------|----|------|-----|------|
| SAM HOUSTON          |       | 22   | 4-10 | 1-2   | 3-3  | 0-1-1 | 2  | 4    | 1  | 1    | 0   | 12   |
| SOUTH ALABAMA        |       | 14   | 1-6  | 0-2   | 2-2  | 1-0-1 | 1  | 2    | 0  | 1    | 1   | 4    |
| GEORGIA TECH         |       | 4    | 0-1  | 0-1   | 0-0  | 1-0-1 | 1  | 0    | 2  | 0    | 0   | 0    |
| ALABAMA STATE        |       |      |      |       |      |       |    |      |    |      |     |      |
| vs. Indiana          |       |      |      |       |      |       |    |      |    |      |     |      |
| vs. Colorado State   |       |      |      |       |      |       |    |      |    |      |     |      |
| LITTLE ROCK          |       |      |      |       |      |       |    |      |    |      |     |      |
| UCF                  |       |      |      |       |      |       |    |      |    |      |     |      |
| UL-LAFAYETTE         |       |      |      |       |      |       |    |      |    |      |     |      |
| NORTH CAROLINA A&T   |       |      |      |       |      |       |    |      |    |      |     |      |
| SAMFORD              |       |      |      |       |      |       |    |      |    |      |     |      |
| NORTH FLORIDA        |       |      |      |       |      |       |    |      |    |      |     |      |
| at Ole Miss          |       |      |      |       |      |       |    |      |    |      |     |      |
| MISSOURI             |       |      |      |       |      |       |    |      |    |      |     |      |
| at South Carolina    |       |      |      |       |      |       |    |      |    |      |     |      |
| ALABAMA              |       |      |      |       |      |       |    |      |    |      |     |      |
| at LSU               |       |      |      |       |      |       |    |      |    |      |     |      |
| at Mississippi State |       |      |      |       |      |       |    |      |    |      |     |      |
| OLE MISS             |       |      |      |       |      |       |    |      |    |      |     |      |
| at Kentucky          |       |      |      |       |      |       |    |      |    |      |     |      |
| FLORIDA              |       |      |      |       |      |       |    |      |    |      |     |      |
| ARKANSAS             |       |      |      |       |      |       |    |      |    |      |     |      |
| SOUTH CAROLINA       |       |      |      |       |      |       |    |      |    |      |     |      |
| at Alabama           |       |      |      |       |      |       |    |      |    |      |     |      |
| TEXAS A&M            |       |      |      |       |      |       |    |      |    |      |     |      |
| at Tennessee         |       |      |      |       |      |       |    |      |    |      |     |      |
| at Georgia           |       |      |      |       |      |       |    |      |    |      |     |      |
| VANDERBILT           |       |      |      |       |      |       |    |      |    |      |     |      |

### CAREER HIGHS

|                     |    |                             |          |
|---------------------|----|-----------------------------|----------|
| Points              | 20 | at Missouri                 | 1/6/22   |
| Rebounds            | 6  | 2x; last vs. Oklahoma State | 12/5/21  |
| Assists             | 7  | vs Alabama State            | 11/16/21 |
| Blocks              | 2  | vs Georgia Southern         | 11/11/21 |
| Steals              | 3  | 3x; last vs. Georgia        | 2/20/22  |
| Field Goals         | 9  | at Missouri                 | 1/6/22   |
| Field Goal Attempts | 20 | at Missouri                 | 1/6/22   |
| 3-Point Field Goals | 3  | vs. South Alabama           | 12/13/20 |
| 3-Point FG Attempts | 6  | vs. South Alabama           | 12/13/20 |
| Free Throws         | 8  | vs North Florida            | 11/30/21 |
| Free Throw Attempts | 8  | vs North Florida            | 11/30/21 |

### WELLS' CAREER STATISTICS

| SEASON       | TEAM | GP-GS        | MIN/AVG          | Field Goals    |             | 3-Point       |             | F-Throws       |             | Rebounds  |           |            |            | Scoring      |            |           |          |           |            |            |
|--------------|------|--------------|------------------|----------------|-------------|---------------|-------------|----------------|-------------|-----------|-----------|------------|------------|--------------|------------|-----------|----------|-----------|------------|------------|
|              |      |              |                  | FG-FGA         | FG%         | 3FG-3FGA      | 3FG%        | FT-FTA         | FT%         | OFF       | DEF       | TOT        | AVG        | PF-FO        | A          | TO        | BLK      | STL       | PTS        | AVG        |
| 2019-20      | AUB  | 25-0         | 214/8.6          | 14-47          | .298        | 3-17          | .176        | 10-14          | .714        | 5         | 15        | 20         | 0.8        | 26-0         | 13         | 17        | 0        | 5         | 41         | 1.6        |
| 2020-21      | AUB  | 23-1         | 331/14.4         | 23-95          | .242        | 11-42         | .262        | 18-28          | .643        | 6         | 13        | 19         | 0.8        | 33-0         | 18         | 18        | 1        | 9         | 75         | 3.3        |
| 2021-22      | AUB  | 27-25        | 770/28.5         | 77-230         | .335        | 15-57         | .263        | 76-84          | .905        | 12        | 51        | 63         | 2.3        | 64-2         | 70         | 45        | 6        | 29        | 245        | 9.1        |
| 2022-23      | AUB  | 3-0          | 39/13.0          | 5-17           | .294        | 1-5           | .200        | 5-5            | 1.000       | 2         | 1         | 3          | 1.0        | 4-0          | 6          | 3         | 2        | 1         | 16         | 5.3        |
| <b>TOTAL</b> |      | <b>78-26</b> | <b>1354/17.4</b> | <b>119-389</b> | <b>.306</b> | <b>30-121</b> | <b>.248</b> | <b>109-131</b> | <b>.832</b> | <b>25</b> | <b>80</b> | <b>105</b> | <b>1.3</b> | <b>127-2</b> | <b>107</b> | <b>83</b> | <b>9</b> | <b>44</b> | <b>377</b> | <b>4.8</b> |



# Jakayla JOHNSON

# #3

Junior • Guard • 5-9  
Clinton, Miss. • Clinton HS • Jones College

- 4 points, 5 rebounds vs. Georgia Tech (11/16)
- Had 2 points, 2 rebounds, 2 blocks and 2 steals in Auburn debut vs. Sam Houston (11/8)
- Transferred to Auburn in spring of 2022 but did not play while rehabbing knee injury
- Played five games in 2021-22 at Jones College, averaging 16.8 pts, 2.8 rebs, 3.0 asts, 2.8 stls; suffered season-ending injury in December
- 2021 WBCA Two-Year College Coaches All-American; First Team All-Mississippi Association Community Colleges
- Led Jones College to first-ever NJCAA No. 1 national ranking in 2020-21

**SEASON/CAREER HIGHS**

|                     |   |                           |          |
|---------------------|---|---------------------------|----------|
| Points              | 4 | vs Georgia Tech           | 11/16/22 |
| Rebounds            | 5 | vs Georgia Tech           | 11/16/22 |
| Assists             |   |                           |          |
| Blocks              | 2 | vs Sam Houston            | 11/8/22  |
| Steals              | 2 | vs Sam Houston            | 11/8/22  |
| Field Goals         | 2 | vs Georgia Tech           | 11/16/22 |
| Field Goal Attempts | 4 | vs Sam Houston            | 11/8/22  |
| 3-Point Field Goals |   |                           |          |
| 3-Point FG Attempts |   |                           |          |
| Free Throws         | 2 | 2x; last vs South Alabama | 11/10/22 |
| Free Throw Attempts | 2 | 2x; last vs South Alabama | 11/10/22 |

| Opponent             | Start | Min. | FG-A | 3PT-A | FT-A | O-D-T | PF | Ast. | TO | Blk. | St. | Pts. |
|----------------------|-------|------|------|-------|------|-------|----|------|----|------|-----|------|
| SAM HOUSTON          |       | 11   | 0-4  | 0-0   | 2-2  | 0-2-2 | 4  | 0    | 1  | 2    | 2   | 2    |
| SOUTH ALABAMA        |       | 10   | 0-1  | 0-0   | 2-2  | 0-0-0 | 0  | 0    | 0  | 0    | 0   | 2    |
| GEORGIA TECH         |       | 20   | 2-3  | 0-0   | 0-1  | 2-3-5 | 1  | 0    | 0  | 0    | 0   | 4    |
| ALABAMA STATE        |       |      |      |       |      |       |    |      |    |      |     |      |
| vs. Indiana          |       |      |      |       |      |       |    |      |    |      |     |      |
| vs. Colorado State   |       |      |      |       |      |       |    |      |    |      |     |      |
| LITTLE ROCK          |       |      |      |       |      |       |    |      |    |      |     |      |
| UCF                  |       |      |      |       |      |       |    |      |    |      |     |      |
| UL-LAFAYETTE         |       |      |      |       |      |       |    |      |    |      |     |      |
| NORTH CAROLINA A&T   |       |      |      |       |      |       |    |      |    |      |     |      |
| SAMFORD              |       |      |      |       |      |       |    |      |    |      |     |      |
| NORTH FLORIDA        |       |      |      |       |      |       |    |      |    |      |     |      |
| at Ole Miss          |       |      |      |       |      |       |    |      |    |      |     |      |
| MISSOURI             |       |      |      |       |      |       |    |      |    |      |     |      |
| at South Carolina    |       |      |      |       |      |       |    |      |    |      |     |      |
| ALABAMA              |       |      |      |       |      |       |    |      |    |      |     |      |
| at LSU               |       |      |      |       |      |       |    |      |    |      |     |      |
| at Mississippi State |       |      |      |       |      |       |    |      |    |      |     |      |
| OLE MISS             |       |      |      |       |      |       |    |      |    |      |     |      |
| at Kentucky          |       |      |      |       |      |       |    |      |    |      |     |      |
| FLORIDA              |       |      |      |       |      |       |    |      |    |      |     |      |
| ARKANSAS             |       |      |      |       |      |       |    |      |    |      |     |      |
| SOUTH CAROLINA       |       |      |      |       |      |       |    |      |    |      |     |      |
| at Alabama           |       |      |      |       |      |       |    |      |    |      |     |      |
| TEXAS A&M            |       |      |      |       |      |       |    |      |    |      |     |      |
| at Tennessee         |       |      |      |       |      |       |    |      |    |      |     |      |
| at Georgia           |       |      |      |       |      |       |    |      |    |      |     |      |
| VANDERBILT           |       |      |      |       |      |       |    |      |    |      |     |      |

**JOHNSON'S CAREER STATISTICS**

| SEASON       | TEAM | GP-GS      | MIN/AVG        | Field Goals |             | 3-Point    |             | F-Throws   |             | Rebounds |          |          |            | Scoring    |          |          |          |          |          |            |
|--------------|------|------------|----------------|-------------|-------------|------------|-------------|------------|-------------|----------|----------|----------|------------|------------|----------|----------|----------|----------|----------|------------|
|              |      |            |                | FG-FGA      | FG%         | 3FG-3FGA   | 3FG%        | FT-FTA     | FT%         | OFF      | DEF      | TOT      | AVG        | PF         | FO       | A        | TO       | BLK      | STL      | PTS        |
| 2022-23      | AUB  | 3-0        | 40/13.3        | 2-8         | .250        | 0-0        | .000        | 4-5        | .800        | 2        | 5        | 7        | 2.3        | 5-0        | 0        | 1        | 1        | 2        | 8        | 2.7        |
| <b>TOTAL</b> |      | <b>3-0</b> | <b>40/13.3</b> | <b>2-8</b>  | <b>.250</b> | <b>0-0</b> | <b>.000</b> | <b>4-5</b> | <b>.800</b> | <b>2</b> | <b>5</b> | <b>7</b> | <b>2.3</b> | <b>5-0</b> | <b>0</b> | <b>1</b> | <b>1</b> | <b>2</b> | <b>8</b> | <b>2.7</b> |





# Kaitlyn DUHON

# #4

Freshman • Guard • 5-10  
Houston, Texas. • Summer Creek HS

- Monster game vs. South Alabama with 17 points (7-11 FG), 7 rebounds, 3 steals (11/10)
- Had 9 points, 8 rebounds, 3 blocks in Auburn debut vs. Sam Houston (11/8)
- Fast, aggressive, lock-down defender
- Averaged 17 points, 7 rebounds, 3 steals, 49% FG as high school senior
- All-Greater Houston Player of the Year in 2022 by Houston Chronicle
- Led Summer Creek HS to region championship and state semifinals as a senior
- State runner-up in long jump (19 feet, 8.25 inches)

#### SEASON/CAREER HIGHS

|                     |    |                           |          |
|---------------------|----|---------------------------|----------|
| Points              | 17 | vs South Alabama          | 11/10/22 |
| Rebounds            | 8  | vs Sam Houston            | 11/8/22  |
| Assists             |    |                           |          |
| Blocks              | 3  | vs Sam Houston            | 11/8/22  |
| Steals              | 3  | vs South Alabama          | 11/10/22 |
| Field Goals         | 7  | vs South Alabama          | 11/10/22 |
| Field Goal Attempts | 11 | vs South Alabama          | 11/10/22 |
| 3-Point Field Goals |    |                           |          |
| 3-Point FG Attempts | 2  | vs South Alabama          | 11/10/22 |
| Free Throws         | 3  | 2x; last vs South Alabama | 11/10/22 |
| Free Throw Attempts | 4  | 2x; last vs South Alabama | 11/10/22 |

| Opponent             | Start | Min. | FG-A | 3PT-A | FT-A | O-D-T | PF | Ast. | TO | Blk. | St. | Pts. |
|----------------------|-------|------|------|-------|------|-------|----|------|----|------|-----|------|
| SAM HOUSTON          | *     | 28   | 3-9  | 0-0   | 3-4  | 3-5-8 | 3  | 0    | 2  | 3    | 1   | 9    |
| SOUTH ALABAMA        | *     | 26   | 7-11 | 0-2   | 3-4  | 5-2-7 | 3  | 0    | 1  | 2    | 3   | 17   |
| GEORGIA TECH         | *     | 22   | 3-9  | 0-1   | 0-0  | 3-0-3 | 3  | 0    | 2  | 0    | 0   | 6    |
| ALABAMA STATE        |       |      |      |       |      |       |    |      |    |      |     |      |
| vs. Indiana          |       |      |      |       |      |       |    |      |    |      |     |      |
| vs. Colorado State   |       |      |      |       |      |       |    |      |    |      |     |      |
| LITTLE ROCK          |       |      |      |       |      |       |    |      |    |      |     |      |
| UCF                  |       |      |      |       |      |       |    |      |    |      |     |      |
| UL-LAFAYETTE         |       |      |      |       |      |       |    |      |    |      |     |      |
| NORTH CAROLINA A&T   |       |      |      |       |      |       |    |      |    |      |     |      |
| SAMFORD              |       |      |      |       |      |       |    |      |    |      |     |      |
| NORTH FLORIDA        |       |      |      |       |      |       |    |      |    |      |     |      |
| at Ole Miss          |       |      |      |       |      |       |    |      |    |      |     |      |
| MISSOURI             |       |      |      |       |      |       |    |      |    |      |     |      |
| at South Carolina    |       |      |      |       |      |       |    |      |    |      |     |      |
| ALABAMA              |       |      |      |       |      |       |    |      |    |      |     |      |
| at LSU               |       |      |      |       |      |       |    |      |    |      |     |      |
| at Mississippi State |       |      |      |       |      |       |    |      |    |      |     |      |
| OLE MISS             |       |      |      |       |      |       |    |      |    |      |     |      |
| at Kentucky          |       |      |      |       |      |       |    |      |    |      |     |      |
| FLORIDA              |       |      |      |       |      |       |    |      |    |      |     |      |
| ARKANSAS             |       |      |      |       |      |       |    |      |    |      |     |      |
| SOUTH CAROLINA       |       |      |      |       |      |       |    |      |    |      |     |      |
| at Alabama           |       |      |      |       |      |       |    |      |    |      |     |      |
| TEXAS A&M            |       |      |      |       |      |       |    |      |    |      |     |      |
| at Tennessee         |       |      |      |       |      |       |    |      |    |      |     |      |
| at Georgia           |       |      |      |       |      |       |    |      |    |      |     |      |
| VANDERBILT           |       |      |      |       |      |       |    |      |    |      |     |      |

#### DUHON'S CAREER STATISTICS

| SEASON       | TEAM | GP-GS      | MIN/AVG        | Field Goals  |             | 3-Point    |             | F-Throws   |             | Rebounds  |          |           |            | Scoring    |          |          |          |          |           |             |
|--------------|------|------------|----------------|--------------|-------------|------------|-------------|------------|-------------|-----------|----------|-----------|------------|------------|----------|----------|----------|----------|-----------|-------------|
|              |      |            |                | FG-FGA       | FG%         | 3FG-3FGA   | 3FG%        | FT-FTA     | FT%         | OFF       | DEF      | TOT       | AVG        | PF-FO      | A        | TO       | BLK      | STL      | PTS       | AVG         |
| 2022-23      | AUB  | 3-3        | 75/25.0        | 13-29        | .448        | 0-3        | .000        | 6-8        | .750        | 11        | 7        | 18        | 6.0        | 9-0        | 0        | 5        | 5        | 4        | 32        | 10.7        |
| <b>TOTAL</b> |      | <b>3-3</b> | <b>75/25.0</b> | <b>13-29</b> | <b>.448</b> | <b>0-3</b> | <b>.000</b> | <b>6-8</b> | <b>.750</b> | <b>11</b> | <b>7</b> | <b>18</b> | <b>6.0</b> | <b>9-0</b> | <b>0</b> | <b>5</b> | <b>5</b> | <b>4</b> | <b>32</b> | <b>10.7</b> |



# Aicha COULIBALY

# #5

Junior • Guard/Forward • 6-0  
Mali • IMG Academy (Fla.)

**• 2022-23 Preseason All-SEC Second Team selection; 2022 All-SEC Second Team**

- Double-double in season-opener vs. Sam Houston (11/8) with 24 points, 10 rebounds, 3 assists, 2 steals
- Started all 28 games as a sophomore; led Auburn with 17.1 points, 7.5 rebounds, 2.2 steals per game
- Recorded five double-doubles in 2022-23; had nine games with 20+ points with a career-high of 27 vs. Charleston Southern
- Named SEC Player of the Week after wins over North Florida and Oklahoma State (12/7/21)
- Played in 23 of 24 games as a freshman, earning 7 starts; averaged 5.1 points, 3.1 rebounds per game
- Played for Mali's national team at FIBA U16 African Championships in 2017, leading her team to tournament championship
- Is Auburn's third women's basketball player from Africa, along with Crispina Correia (Cape Verde, 2001-03) and Khady Dieng (Senegal, 2013-17)

**SEASON HIGHS**

|                     |                           |          |
|---------------------|---------------------------|----------|
| Points              |                           |          |
| 24                  | vs Sam Houston            | 11/8/22  |
| Rebounds            |                           |          |
| 10                  | vs Sam Houston            | 11/8/22  |
| Assists             |                           |          |
| 4                   | vs Georgia Tech           | 11/16/22 |
| Blocks              |                           |          |
| 1                   | 2x; last vs South Alabama | 11/10/22 |
| Steals              |                           |          |
| 4                   | vs Georgia Tech           | 11/16/22 |
| Field Goals         |                           |          |
| 10                  | vs Sam Houston            | 11/8/22  |
| Field Goal Attempts |                           |          |
| 15                  | vs Sam Houston            | 11/8/22  |
| 3-Point Field Goals |                           |          |
| 2                   | vs South Alabama          | 11/10/22 |
| 3-Point FG Attempts |                           |          |
| 5                   | vs South Alabama          | 11/10/22 |
| Free Throws         |                           |          |
| 9                   | vs South Alabama          | 11/10/22 |
| Free Throw Attempts |                           |          |
| 11                  | vs South Alabama          | 11/10/22 |

| Opponent             | Start | Min. | FG-A  | 3PT-A | FT-A | O-D-T  | PF | Ast. | TO | Blk. | St. | Pts. |
|----------------------|-------|------|-------|-------|------|--------|----|------|----|------|-----|------|
| SAM HOUSTON          | *     | 31   | 10-15 | 1-1   | 3-3  | 3-7-10 | 3  | 3    | 1  | 1    | 2   | 24   |
| SOUTH ALABAMA        | *     | 31   | 4-12  | 2-5   | 9-11 | 1-4-5  | 3  | 0    | 1  | 1    | 2   | 19   |
| GEORGIA TECH         | *     | 33   | 2-13  | 0-3   | 7-9  | 4-3-7  | 1  | 4    | 1  | 1    | 4   | 11   |
| ALABAMA STATE        |       |      |       |       |      |        |    |      |    |      |     |      |
| vs. Indiana          |       |      |       |       |      |        |    |      |    |      |     |      |
| vs. Colorado State   |       |      |       |       |      |        |    |      |    |      |     |      |
| LITTLE ROCK          |       |      |       |       |      |        |    |      |    |      |     |      |
| UCF                  |       |      |       |       |      |        |    |      |    |      |     |      |
| UL-LAFAYETTE         |       |      |       |       |      |        |    |      |    |      |     |      |
| NORTH CAROLINA A&T   |       |      |       |       |      |        |    |      |    |      |     |      |
| SAMFORD              |       |      |       |       |      |        |    |      |    |      |     |      |
| NORTH FLORIDA        |       |      |       |       |      |        |    |      |    |      |     |      |
| at Ole Miss          |       |      |       |       |      |        |    |      |    |      |     |      |
| MISSOURI             |       |      |       |       |      |        |    |      |    |      |     |      |
| at South Carolina    |       |      |       |       |      |        |    |      |    |      |     |      |
| ALABAMA              |       |      |       |       |      |        |    |      |    |      |     |      |
| at LSU               |       |      |       |       |      |        |    |      |    |      |     |      |
| at Mississippi State |       |      |       |       |      |        |    |      |    |      |     |      |
| OLE MISS             |       |      |       |       |      |        |    |      |    |      |     |      |
| at Kentucky          |       |      |       |       |      |        |    |      |    |      |     |      |
| FLORIDA              |       |      |       |       |      |        |    |      |    |      |     |      |
| ARKANSAS             |       |      |       |       |      |        |    |      |    |      |     |      |
| SOUTH CAROLINA       |       |      |       |       |      |        |    |      |    |      |     |      |
| at Alabama           |       |      |       |       |      |        |    |      |    |      |     |      |
| TEXAS A&M            |       |      |       |       |      |        |    |      |    |      |     |      |
| at Tennessee         |       |      |       |       |      |        |    |      |    |      |     |      |
| at Georgia           |       |      |       |       |      |        |    |      |    |      |     |      |
| VANDERBILT           |       |      |       |       |      |        |    |      |    |      |     |      |

**CAREER HIGHS**

|                     |                           |          |
|---------------------|---------------------------|----------|
| Points              |                           |          |
| 27                  | vs. Charleston So.        | 11/26/21 |
| Rebounds            |                           |          |
| 13                  | at Old Dominion           | 11/14/21 |
| Assists             |                           |          |
| 4                   | 2x; last vs Georgia Tech  | 11/16/22 |
| Blocks              |                           |          |
| 3                   | vs. Alabama               | 1/23/22  |
| Steals              |                           |          |
| 6                   | vs. Grambling             | 12/18/21 |
| Field Goals         |                           |          |
| 10                  | 5x; last vs Sam Houston   | 11/8/22  |
| Field Goal Attempts |                           |          |
| 21                  | vs. Charleston So.        | 11/26/21 |
| 3-Point Field Goals |                           |          |
| 2                   | 3x; last vs South Alabama | 11/10/22 |
| 3-Point FG Attempts |                           |          |
| 5                   | vs South Alabama          | 11/10/22 |
| Free Throws         |                           |          |
| 11                  | vs. Charleston So.        | 11/26/21 |
| Free Throw Attempts |                           |          |
| 14                  | vs. Charleston So.        | 11/26/21 |

**COULIBALY'S CAREER STATISTICS**

| SEASON       | TEAM | GP-GS        | MIN/AVG          | Field Goals    |             | 3-Point       |             | F-Throws       |             | Rebounds   |            |            |            | Scoring      |           |            |           |           |            |             |
|--------------|------|--------------|------------------|----------------|-------------|---------------|-------------|----------------|-------------|------------|------------|------------|------------|--------------|-----------|------------|-----------|-----------|------------|-------------|
|              |      |              |                  | FG-FGA         | FG%         | 3FG-3FGA      | 3FG%        | FT-FTA         | FT%         | OFF        | DEF        | TOT        | AVG        | PF           | FO        | A          | TO        | BLK       | STL        | PTS         |
| 2020-21      | AUB  | 23-7         | 436/19.0         | 45-128         | .352        | 5-33          | .152        | 23-37          | .622        | 22         | 49         | 71         | 3.1        | 38-0         | 19        | 24         | 10        | 20        | 118        | 5.1         |
| 2021-22      | AUB  | 28-28        | 908/32.4         | 175-397        | .441        | 13-58         | .224        | 115-177        | .650        | 77         | 132        | 209        | 7.5        | 82-2         | 45        | 101        | 19        | 61        | 478        | 17.1        |
| 2022-23      | AUB  | 3-3          | 95/31.8          | 16-40          | .400        | 3-9           | .333        | 19-23          | .826        | 8          | 14         | 22         | 7.3        | 7-0          | 7         | 3          | 4         | 8         | 54         | 18.0        |
| <b>TOTAL</b> |      | <b>54-38</b> | <b>1439/26.6</b> | <b>236-565</b> | <b>.418</b> | <b>21-100</b> | <b>.210</b> | <b>157-237</b> | <b>.662</b> | <b>107</b> | <b>195</b> | <b>302</b> | <b>5.6</b> | <b>127-2</b> | <b>71</b> | <b>128</b> | <b>33</b> | <b>89</b> | <b>650</b> | <b>12.0</b> |



# Sydney SHAW

# #10

Freshman • Guard • 5-9  
Miami, Fla. • DME Academy

- 12 points on 5-8 shooting (2-2 3FG), 3 assists, 1 blocks in Auburn debut vs. Sam Houston (11/8)
- No. 43 overall prospect on signing day in class of 2022 by ESPN HoopGurlz
- Averaged 12.5 points, 4.6 rebounds, 3.0 assists, 2.3 steals as HS senior at DME Academy
- Led American Heritage HS to fourth straight 5A state title as a junior in 2021


#### SEASON/CAREER HIGHS

|                     |    |                          |          |
|---------------------|----|--------------------------|----------|
| Points              | 12 | vs Sam Houston           | 11/8/22  |
| Rebounds            | 4  | vs Georgia Tech          | 11/16/22 |
| Assists             | 3  | 3x; last vs Georgia Tech | 11/16/22 |
| Blocks              | 1  | 3x; last vs Georgia Tech | 11/16/22 |
| Steals              | 1  | 2x; last vs Georgia Tech | 11/16/22 |
| Field Goals         | 5  | vs Sam Houston           | 11/8/22  |
| Field Goal Attempts | 14 | vs Georgia Tech          | 11/16/22 |
| 3-Point Field Goals | 2  | vs Sam Houston           | 11/8/22  |
| 3-Point FG Attempts | 5  | vs Georgia Tech          | 11/16/22 |
| Free Throws         | 2  | vs South Alabama         | 11/10/22 |
| Free Throw Attempts | 2  | vs South Alabama         | 11/10/22 |

| Opponent             | Start | Min. | FG-A | 3PT-A | FT-A | O-D-T | PF | Ast. | TO | Blk. | St. | Pts. |
|----------------------|-------|------|------|-------|------|-------|----|------|----|------|-----|------|
| SAM HOUSTON          | *     | 17   | 5-8  | 2-2   | 0-0  | 1-1-2 | 2  | 3    | 4  | 1    | 0   | 12   |
| SOUTH ALABAMA        | *     | 29   | 3-9  | 0-4   | 2-2  | 0-3-3 | 0  | 3    | 3  | 1    | 1   | 8    |
| GEORGIA TECH         | *     | 24   | 2-14 | 1-5   | 0-0  | 1-3-4 | 2  | 3    | 3  | 1    | 1   | 5    |
| ALABAMA STATE        |       |      |      |       |      |       |    |      |    |      |     |      |
| vs. Indiana          |       |      |      |       |      |       |    |      |    |      |     |      |
| vs. Colorado State   |       |      |      |       |      |       |    |      |    |      |     |      |
| LITTLE ROCK          |       |      |      |       |      |       |    |      |    |      |     |      |
| UCF                  |       |      |      |       |      |       |    |      |    |      |     |      |
| UL-LAFAYETTE         |       |      |      |       |      |       |    |      |    |      |     |      |
| NORTH CAROLINA A&T   |       |      |      |       |      |       |    |      |    |      |     |      |
| SAMFORD              |       |      |      |       |      |       |    |      |    |      |     |      |
| NORTH FLORIDA        |       |      |      |       |      |       |    |      |    |      |     |      |
| at Ole Miss          |       |      |      |       |      |       |    |      |    |      |     |      |
| MISSOURI             |       |      |      |       |      |       |    |      |    |      |     |      |
| at South Carolina    |       |      |      |       |      |       |    |      |    |      |     |      |
| ALABAMA              |       |      |      |       |      |       |    |      |    |      |     |      |
| at LSU               |       |      |      |       |      |       |    |      |    |      |     |      |
| at Mississippi State |       |      |      |       |      |       |    |      |    |      |     |      |
| OLE MISS             |       |      |      |       |      |       |    |      |    |      |     |      |
| at Kentucky          |       |      |      |       |      |       |    |      |    |      |     |      |
| FLORIDA              |       |      |      |       |      |       |    |      |    |      |     |      |
| ARKANSAS             |       |      |      |       |      |       |    |      |    |      |     |      |
| SOUTH CAROLINA       |       |      |      |       |      |       |    |      |    |      |     |      |
| at Alabama           |       |      |      |       |      |       |    |      |    |      |     |      |
| TEXAS A&M            |       |      |      |       |      |       |    |      |    |      |     |      |
| at Tennessee         |       |      |      |       |      |       |    |      |    |      |     |      |
| at Georgia           |       |      |      |       |      |       |    |      |    |      |     |      |
| VANDERBILT           |       |      |      |       |      |       |    |      |    |      |     |      |

#### SHAW'S CAREER STATISTICS

| SEASON       | TEAM | GP-GS      | MIN/AVG        | Field Goals  |             | 3-Point     |             | F-Throws   |              | Rebounds |          |          |            | Scoring    |          |           |          |          |           |            |
|--------------|------|------------|----------------|--------------|-------------|-------------|-------------|------------|--------------|----------|----------|----------|------------|------------|----------|-----------|----------|----------|-----------|------------|
|              |      |            |                | FG-FGA       | FG%         | 3FG-3FGA    | 3FG%        | FT-FTA     | FT%          | OFF      | DEF      | TOT      | AVG        | PF-FO      | A        | TO        | BLK      | STL      | PTS       | AVG        |
| 2022-23      | AUB  | 3-3        | 70/23.4        | 10-31        | .323        | 3-11        | .273        | 2-2        | 1.000        | 2        | 7        | 9        | 3.0        | 4-0        | 9        | 10        | 3        | 2        | 25        | 8.3        |
| <b>TOTAL</b> |      | <b>3-3</b> | <b>70/23.4</b> | <b>10-31</b> | <b>.323</b> | <b>3-11</b> | <b>.273</b> | <b>2-2</b> | <b>1.000</b> | <b>2</b> | <b>7</b> | <b>9</b> | <b>3.0</b> | <b>4-0</b> | <b>9</b> | <b>10</b> | <b>3</b> | <b>2</b> | <b>25</b> | <b>8.3</b> |



# Romi LEVY

# #11

Redshirt Sophomore • Forward • 6-2  
Herzliya, Israel • Hof Hasharon HS

- Made first regular-season appearance since March 2021 with 15 minutes against Georgia Tech (11/16)
- Missed 2021-22 season with torn ACL suffered in final week of preseason practice
- 2021 SEC All-Freshman Team selection
- Played in 23 of 24 games as a freshman, earning 14 starts; averaged 5.4 points, 3.9 rebounds in 22.1 minutes/game
- Pulled down career-high 12 rebounds; missed double-double by 2 points at Arkansas (1/31)
- Career-high 12 points along with 5 rebounds in win over North Florida (12/17)
- Completed mandatory national service in Israel before enrolling at Auburn; first AU player from Israel

### SEASON HIGHS

|                     |   |                 |          |
|---------------------|---|-----------------|----------|
| Points              | 2 | vs Georgia Tech | 11/16/22 |
| Rebounds            |   |                 |          |
| Assists             |   |                 |          |
| Blocks              | 1 | vs Georgia Tech | 11/16/22 |
| Steals              | 1 | vs Georgia Tech | 11/16/22 |
| Field Goals         | 1 | vs Georgia Tech | 11/16/22 |
| Field Goal Attempts | 2 | vs Georgia Tech | 11/16/22 |
| 3-Point Field Goals |   |                 |          |
| 3-Point FG Attempts | 1 | vs Georgia Tech | 11/16/22 |
| Free Throws         |   |                 |          |
| Free Throw Attempts |   |                 |          |

| Opponent             | Start | Min. | FG-A | 3PT-A | FT-A | O-D-T   | PF | Ast. | TO | Blk. | St. | Pts. |
|----------------------|-------|------|------|-------|------|---------|----|------|----|------|-----|------|
| SAM HOUSTON          |       |      |      |       |      | --DNP-- |    |      |    |      |     |      |
| SOUTH ALABAMA        |       |      |      |       |      | --DNP-- |    |      |    |      |     |      |
| GEORGIA TECH         |       | 15   | 1-2  | 0-1   | 0-0  | 0-0-0   | 1  | 0    | 1  | 1    | 1   | 2    |
| ALABAMA STATE        |       |      |      |       |      |         |    |      |    |      |     |      |
| vs. Indiana          |       |      |      |       |      |         |    |      |    |      |     |      |
| vs. Colorado State   |       |      |      |       |      |         |    |      |    |      |     |      |
| LITTLE ROCK          |       |      |      |       |      |         |    |      |    |      |     |      |
| UCF                  |       |      |      |       |      |         |    |      |    |      |     |      |
| UL-LAFAYETTE         |       |      |      |       |      |         |    |      |    |      |     |      |
| NORTH CAROLINA A&T   |       |      |      |       |      |         |    |      |    |      |     |      |
| SAMFORD              |       |      |      |       |      |         |    |      |    |      |     |      |
| NORTH FLORIDA        |       |      |      |       |      |         |    |      |    |      |     |      |
| at Ole Miss          |       |      |      |       |      |         |    |      |    |      |     |      |
| MISSOURI             |       |      |      |       |      |         |    |      |    |      |     |      |
| at South Carolina    |       |      |      |       |      |         |    |      |    |      |     |      |
| ALABAMA              |       |      |      |       |      |         |    |      |    |      |     |      |
| at LSU               |       |      |      |       |      |         |    |      |    |      |     |      |
| at Mississippi State |       |      |      |       |      |         |    |      |    |      |     |      |
| OLE MISS             |       |      |      |       |      |         |    |      |    |      |     |      |
| at Kentucky          |       |      |      |       |      |         |    |      |    |      |     |      |
| FLORIDA              |       |      |      |       |      |         |    |      |    |      |     |      |
| ARKANSAS             |       |      |      |       |      |         |    |      |    |      |     |      |
| SOUTH CAROLINA       |       |      |      |       |      |         |    |      |    |      |     |      |
| at Alabama           |       |      |      |       |      |         |    |      |    |      |     |      |
| TEXAS A&M            |       |      |      |       |      |         |    |      |    |      |     |      |
| at Tennessee         |       |      |      |       |      |         |    |      |    |      |     |      |
| at Georgia           |       |      |      |       |      |         |    |      |    |      |     |      |
| VANDERBILT           |       |      |      |       |      |         |    |      |    |      |     |      |

### CAREER HIGHS

|                     |    |                            |          |
|---------------------|----|----------------------------|----------|
| Points              | 13 | at Ole Miss                | 1/7/21   |
| Rebounds            | 12 | at Arkansas                | 1/31/21  |
| Assists             | 7  | vs. Kentucky               | 1/21/21  |
| Blocks              | 2  | 2x; last at Houston        | 12/5/20  |
| Steals              | 6  | vs. Georgia                | 1/2/21   |
| Field Goals         | 6  | at Ole Miss                | 1/7/21   |
| Field Goal Attempts | 12 | at LSU                     | 12/31/20 |
| 3-Point Field Goals | 3  | vs. South Carolina         | 2/4/21   |
| 3-Point FG Attempts | 6  | at Florida                 | 1/17/21  |
| Free Throws         | 2  | 2x; last vs. North Florida | 12/17/20 |
| Free Throw Attempts | 2  | 6x; last at Arkansas       | 1/31/21  |

### LEVY'S CAREER STATISTICS

| SEASON       | TEAM | GP-GS        | MIN/AVG         | Field Goals   |             | 3-Point      |             | F-Throws    |             | Rebounds  |           |           |            | Scoring     |           |           |           |           |            |            |
|--------------|------|--------------|-----------------|---------------|-------------|--------------|-------------|-------------|-------------|-----------|-----------|-----------|------------|-------------|-----------|-----------|-----------|-----------|------------|------------|
|              |      |              |                 | FG-FGA        | FG%         | 3FG-3FGA     | 3FG%        | FT-FTA      | FT%         | OFF       | DEF       | TOT       | AVG        | PF-FO       | A         | TO        | BLK       | STL       | PTS        | AVG        |
| 2020-21      | AUB  | 23-14        | 508/22.1        | 52-145        | .359        | 16-63        | .254        | 5-14        | .357        | 24        | 65        | 89        | 3.9        | 43-0        | 34        | 32        | 10        | 33        | 125        | 5.4        |
| 2022-23      | AUB  | 1-0          | 15/14.6         | 1-2           | .500        | 0-1          | .000        | 0-0         | .000        | 0         | 0         | 0         | 0.0        | 1-0         | 0         | 1         | 1         | 1         | 2          | 2.0        |
| <b>TOTAL</b> |      | <b>24-14</b> | <b>522/21.8</b> | <b>53-147</b> | <b>.361</b> | <b>16-64</b> | <b>.250</b> | <b>5-14</b> | <b>.357</b> | <b>24</b> | <b>65</b> | <b>89</b> | <b>3.7</b> | <b>44-0</b> | <b>34</b> | <b>33</b> | <b>11</b> | <b>34</b> | <b>127</b> | <b>5.3</b> |





# Mar'Shaun BOSTIC

# #12

Sophomore • Guard • 5-8  
St. Louis, Mo. • Vashon HS

- Matched career-high with 9 points, 4 assists in season-opener vs. Sam Houston (11/8)
- Played in 27 games, starting four; averaged 3.3 points, 1.9 rebounds, 2.2 assists, 1.5 steals in 16.5 minutes/game
- Season-high 9 points, 4 steals in win over #4 Tennessee; was +25 in 15 minutes off the bench (1/27)
- Matched season-high with 4 assists and no turnovers in 20 minutes vs. Kennesaw State (12/20)
- First-team all-metro by St. Louis Post Dispatch as HS senior; helped Vashon HS to 3rd place in state tournament
- No. 14 in Prep Girls Hoops Missouri Class of 2021 rankings
- Scored 1,352 points in high school career

#### SEASON HIGHS

|                     |                  |          |
|---------------------|------------------|----------|
| Points              |                  |          |
| 9                   | vs Sam Houston   | 11/8/22  |
| Rebounds            |                  |          |
| 2                   | vs Sam Houston   | 11/8/22  |
| Assists             |                  |          |
| 4                   | vs Sam Houston   | 11/8/22  |
| Blocks              |                  |          |
| 1                   | vs South Alabama | 11/10/22 |
| Steals              |                  |          |
| 1                   | vs Sam Houston   | 11/8/22  |
| Field Goals         |                  |          |
| 3                   | vs Sam Houston   | 11/8/22  |
| Field Goal Attempts |                  |          |
| 5                   | vs Sam Houston   | 11/8/22  |
| 3-Point Field Goals |                  |          |
| 3-Point FG Attempts |                  |          |
| Free Throws         |                  |          |
| 3                   | vs Sam Houston   | 11/8/22  |
| Free Throw Attempts |                  |          |
| 6                   | vs Sam Houston   | 11/8/22  |

| Opponent             | Start | Min. | FG-A | 3PT-A | FT-A | O-D-T | PF | Ast. | TO | Blk. | St. | Pts. |
|----------------------|-------|------|------|-------|------|-------|----|------|----|------|-----|------|
| SAM HOUSTON          |       | 20   | 3-5  | 0-0   | 3-6  | 1-1-2 | 3  | 4    | 4  | 0    | 1   | 9    |
| SOUTH ALABAMA        |       | 16   | 2-4  | 0-0   | 2-3  | 0-1-1 | 2  | 1    | 2  | 1    | 0   | 6    |
| GEORGIA TECH         |       | 5    | 0-2  | 0-0   | 0-0  | 1-0-1 | 1  | 0    | 2  | 0    | 0   | 0    |
| ALABAMA STATE        |       |      |      |       |      |       |    |      |    |      |     |      |
| vs. Indiana          |       |      |      |       |      |       |    |      |    |      |     |      |
| vs. Colorado State   |       |      |      |       |      |       |    |      |    |      |     |      |
| LITTLE ROCK          |       |      |      |       |      |       |    |      |    |      |     |      |
| UCF                  |       |      |      |       |      |       |    |      |    |      |     |      |
| UL-LAFAYETTE         |       |      |      |       |      |       |    |      |    |      |     |      |
| NORTH CAROLINA A&T   |       |      |      |       |      |       |    |      |    |      |     |      |
| SAMFORD              |       |      |      |       |      |       |    |      |    |      |     |      |
| NORTH FLORIDA        |       |      |      |       |      |       |    |      |    |      |     |      |
| at Ole Miss          |       |      |      |       |      |       |    |      |    |      |     |      |
| MISSOURI             |       |      |      |       |      |       |    |      |    |      |     |      |
| at South Carolina    |       |      |      |       |      |       |    |      |    |      |     |      |
| ALABAMA              |       |      |      |       |      |       |    |      |    |      |     |      |
| at LSU               |       |      |      |       |      |       |    |      |    |      |     |      |
| at Mississippi State |       |      |      |       |      |       |    |      |    |      |     |      |
| OLE MISS             |       |      |      |       |      |       |    |      |    |      |     |      |
| at Kentucky          |       |      |      |       |      |       |    |      |    |      |     |      |
| FLORIDA              |       |      |      |       |      |       |    |      |    |      |     |      |
| ARKANSAS             |       |      |      |       |      |       |    |      |    |      |     |      |
| SOUTH CAROLINA       |       |      |      |       |      |       |    |      |    |      |     |      |
| at Alabama           |       |      |      |       |      |       |    |      |    |      |     |      |
| TEXAS A&M            |       |      |      |       |      |       |    |      |    |      |     |      |
| at Tennessee         |       |      |      |       |      |       |    |      |    |      |     |      |
| at Georgia           |       |      |      |       |      |       |    |      |    |      |     |      |
| VANDERBILT           |       |      |      |       |      |       |    |      |    |      |     |      |

#### CAREER HIGHS

|                     |                           |          |
|---------------------|---------------------------|----------|
| Points              |                           |          |
| 9                   | 2x; last vs Sam Houston   | 11/8/22  |
| Rebounds            |                           |          |
| 4                   | 5x; last vs. Georgia      | 2/20/22  |
| Assists             |                           |          |
| 4                   | 7x; last vs Sam Houston   | 11/8/22  |
| Blocks              |                           |          |
| 1                   | 5x; last vs South Alabama | 11/10/22 |
| Steals              |                           |          |
| 4                   | vs. Tennessee             | 1/27/22  |
| Field Goals         |                           |          |
| 4                   | at Vanderbilt             | 1/30/22  |
| Field Goal Attempts |                           |          |
| 9                   | at Vanderbilt             | 1/30/22  |
| 3-Point Field Goals |                           |          |
| 3-Point FG Attempts |                           |          |
| Free Throws         |                           |          |
| 3                   | 2x; last vs Sam Houston   | 11/8/22  |
| Free Throw Attempts |                           |          |
| 6                   | vs Sam Houston            | 11/8/22  |

#### BOSTIC'S CAREER STATISTICS

| SEASON       | TEAM | GP-GS       | MIN/AVG         | Field Goals  |             | 3-Point    |             | F-Throws     |             | Rebounds  |           |           |            | Scoring     |           |           |          |           |            |            |
|--------------|------|-------------|-----------------|--------------|-------------|------------|-------------|--------------|-------------|-----------|-----------|-----------|------------|-------------|-----------|-----------|----------|-----------|------------|------------|
|              |      |             |                 | FG-FGA       | FG%         | 3FG-3FGA   | 3FG%        | FT-FTA       | FT%         | OFF       | DEF       | TOT       | AVG        | PF-FO       | A         | TO        | BLK      | STL       | PTS        | AVG        |
| 2021-22      | AUB  | 27-4        | 446/16.5        | 36-87        | .414        | 0-0        | .000        | 17-28        | .607        | 10        | 40        | 50        | 1.9        | 64-1        | 60        | 56        | 5        | 40        | 89         | 3.3        |
| 2022-23      | AUB  | 3-0         | 41/13.8         | 5-11         | .455        | 0-0        | .000        | 5-9          | .556        | 2         | 2         | 4         | 1.3        | 6-0         | 5         | 8         | 1        | 1         | 15         | 5.0        |
| <b>TOTAL</b> |      | <b>30-4</b> | <b>487/16.2</b> | <b>41-98</b> | <b>.418</b> | <b>0-0</b> | <b>.000</b> | <b>22-37</b> | <b>.595</b> | <b>12</b> | <b>42</b> | <b>54</b> | <b>1.8</b> | <b>70-1</b> | <b>65</b> | <b>64</b> | <b>6</b> | <b>41</b> | <b>104</b> | <b>3.5</b> |



# Oyindamola AKINBOLAWA

# #20

Freshman • Center • 6-5  
Lagos, Nigeria

• Will arrive in the U.S. in December and enroll at Auburn for the 2023 spring semester

**SEASON/CAREER HIGHS**

- Points
- Rebounds
- Assists
- Blocks
- Steals
- Field Goals
- Field Goal Attempts
- 3-Point Field Goals
- 3-Point FG Attempts
- Free Throws
- Free Throw Attempts

| Opponent             | Start | Min. | FG-A | 3PT-A | FT-A | O-D-T   | PF | Ast. | TO | Blk. | St. | Pts. |
|----------------------|-------|------|------|-------|------|---------|----|------|----|------|-----|------|
| SAM HOUSTON          |       |      |      |       |      | --DNP-- |    |      |    |      |     |      |
| SOUTH ALABAMA        |       |      |      |       |      | --DNP-- |    |      |    |      |     |      |
| GEORGIA TECH         |       |      |      |       |      | --DNP-- |    |      |    |      |     |      |
| ALABAMA STATE        |       |      |      |       |      |         |    |      |    |      |     |      |
| vs. Indiana          |       |      |      |       |      |         |    |      |    |      |     |      |
| vs. Colorado State   |       |      |      |       |      |         |    |      |    |      |     |      |
| LITTLE ROCK          |       |      |      |       |      |         |    |      |    |      |     |      |
| UCF                  |       |      |      |       |      |         |    |      |    |      |     |      |
| UL-LAFAYETTE         |       |      |      |       |      |         |    |      |    |      |     |      |
| NORTH CAROLINA A&T   |       |      |      |       |      |         |    |      |    |      |     |      |
| SAMFORD              |       |      |      |       |      |         |    |      |    |      |     |      |
| NORTH FLORIDA        |       |      |      |       |      |         |    |      |    |      |     |      |
| at Ole Miss          |       |      |      |       |      |         |    |      |    |      |     |      |
| MISSOURI             |       |      |      |       |      |         |    |      |    |      |     |      |
| at South Carolina    |       |      |      |       |      |         |    |      |    |      |     |      |
| ALABAMA              |       |      |      |       |      |         |    |      |    |      |     |      |
| at LSU               |       |      |      |       |      |         |    |      |    |      |     |      |
| at Mississippi State |       |      |      |       |      |         |    |      |    |      |     |      |
| OLE MISS             |       |      |      |       |      |         |    |      |    |      |     |      |
| at Kentucky          |       |      |      |       |      |         |    |      |    |      |     |      |
| FLORIDA              |       |      |      |       |      |         |    |      |    |      |     |      |
| ARKANSAS             |       |      |      |       |      |         |    |      |    |      |     |      |
| SOUTH CAROLINA       |       |      |      |       |      |         |    |      |    |      |     |      |
| at Alabama           |       |      |      |       |      |         |    |      |    |      |     |      |
| TEXAS A&M            |       |      |      |       |      |         |    |      |    |      |     |      |
| at Tennessee         |       |      |      |       |      |         |    |      |    |      |     |      |
| at Georgia           |       |      |      |       |      |         |    |      |    |      |     |      |
| VANDERBILT           |       |      |      |       |      |         |    |      |    |      |     |      |

**OYINDAMOLA'S CAREER STATISTICS**



# Audia YOUNG

# #21

Freshman • Guard • 5-9

Tallahassee, Fla. • Florida State University HS

- Will miss 2022-23 season after suffering torn achilles in preseason practice
- Averaged 16.2 points, 3.1 rebounds, 2.7 assists, 1.9 steals per game as high school senior
- Daughter of former Auburn All-American Carolyn Jones-Young and Missouri men's basketball assistant coach CV Young
- Will wear her mother's No. 21, which was retired by Auburn following Jones' storied career

#### SEASON/CAREER HIGHS

Points

Rebounds

Assists

Blocks

Steals

Field Goals

Field Goal Attempts

3-Point Field Goals

3-Point FG Attempts

Free Throws

Free Throw Attempts

| Opponent             | Start | Min. | FG-A | 3PT-A | FT-A | O-D-T | PF | Ast. | TO | Blk. | St. | Pts. |
|----------------------|-------|------|------|-------|------|-------|----|------|----|------|-----|------|
| SAM HOUSTON          |       |      |      |       |      |       |    |      |    |      |     |      |
| SOUTH ALABAMA        |       |      |      |       |      |       |    |      |    |      |     |      |
| GEORGIA TECH         |       |      |      |       |      |       |    |      |    |      |     |      |
| ALABAMA STATE        |       |      |      |       |      |       |    |      |    |      |     |      |
| vs. Indiana          |       |      |      |       |      |       |    |      |    |      |     |      |
| vs. Colorado State   |       |      |      |       |      |       |    |      |    |      |     |      |
| LITTLE ROCK          |       |      |      |       |      |       |    |      |    |      |     |      |
| UCF                  |       |      |      |       |      |       |    |      |    |      |     |      |
| UL-LAFAYETTE         |       |      |      |       |      |       |    |      |    |      |     |      |
| NORTH CAROLINA A&T   |       |      |      |       |      |       |    |      |    |      |     |      |
| SAMFORD              |       |      |      |       |      |       |    |      |    |      |     |      |
| NORTH FLORIDA        |       |      |      |       |      |       |    |      |    |      |     |      |
| at Ole Miss          |       |      |      |       |      |       |    |      |    |      |     |      |
| MISSOURI             |       |      |      |       |      |       |    |      |    |      |     |      |
| at South Carolina    |       |      |      |       |      |       |    |      |    |      |     |      |
| ALABAMA              |       |      |      |       |      |       |    |      |    |      |     |      |
| at LSU               |       |      |      |       |      |       |    |      |    |      |     |      |
| at Mississippi State |       |      |      |       |      |       |    |      |    |      |     |      |
| OLE MISS             |       |      |      |       |      |       |    |      |    |      |     |      |
| at Kentucky          |       |      |      |       |      |       |    |      |    |      |     |      |
| FLORIDA              |       |      |      |       |      |       |    |      |    |      |     |      |
| ARKANSAS             |       |      |      |       |      |       |    |      |    |      |     |      |
| SOUTH CAROLINA       |       |      |      |       |      |       |    |      |    |      |     |      |
| at Alabama           |       |      |      |       |      |       |    |      |    |      |     |      |
| TEXAS A&M            |       |      |      |       |      |       |    |      |    |      |     |      |
| at Tennessee         |       |      |      |       |      |       |    |      |    |      |     |      |
| at Georgia           |       |      |      |       |      |       |    |      |    |      |     |      |
| VANDERBILT           |       |      |      |       |      |       |    |      |    |      |     |      |

--OUT FOR 2022-23 SEASON--

#### YOUNG'S CAREER STATISTICS



# Honesty SCOTT-GRAYSON

# #23

Redshirt Senior • Guard • 5-8

Brick, N.J. • Riverdale Baptist HS (Md.) • Baylor

- Career-high 5 steals along with 12 points, 4 assists in season-opening win over Sam Houston (11/8)
- Played in all 28 games as a junior, starting 27; averaged 13.0 points, 5.7 rebounds, 1.9 assists, 1.3 steals in 2021-22
- Recorded three double-doubles as a junior, including 21 points and a career-high 14 rebounds against Florida (2/14/22)
- Season-high 23 points with 8 rebounds on 10-16 FG at Arkansas (2/10)
- Started all 24 games for Auburn in 2020-21; averaged 14.5 points overall and 16.7 points in SEC play
- Career-high 30 points vs. Missouri (2/7); first 30-point home game by Auburn player since Brandy Montgomery vs. Alabama in 2015
- 2018 McDonald's All-American & 2018 Jordan Brand Classic All-American

**SEASON HIGHS**

|                     |    |                          |          |
|---------------------|----|--------------------------|----------|
| Points              | 12 | vs Sam Houston           | 11/8/22  |
| Rebounds            | 5  | vs South Alabama         | 11/10/22 |
| Assists             | 5  | vs Sam Houston           | 11/8/22  |
| Blocks              |    |                          |          |
| Steals              | 5  | vs Sam Houston           | 11/8/22  |
| Field Goals         | 5  | vs Sam Houston           | 11/8/22  |
| Field Goal Attempts | 18 | vs Georgia Tech          | 11/16/22 |
| 3-Point Field Goals | 2  | vs South Alabama         | 11/10/22 |
| 3-Point FG Attempts | 5  | vs Georgia Tech          | 11/16/22 |
| Free Throws         | 2  | 2x; last vs Georgia Tech | 11/16/22 |
| Free Throw Attempts | 2  | 2x; last vs Georgia Tech | 11/16/22 |

| Opponent             | Start | Min. | FG-A | 3PT-A | FT-A | O-D-T | PF | Ast. | TO | Blk. | St. | Pts. |
|----------------------|-------|------|------|-------|------|-------|----|------|----|------|-----|------|
| SAM HOUSTON          | *     | 20   | 5-7  | 0-1   | 2-2  | 0-3-3 | 5  | 5    | 4  | 0    | 5   | 12   |
| SOUTH ALABAMA        | *     | 26   | 2-7  | 2-3   | 0-0  | 1-4-5 | 3  | 3    | 1  | 0    | 1   | 6    |
| GEORGIA TECH         | *     | 33   | 4-18 | 1-5   | 2-2  | 0-3-3 | 3  | 1    | 4  | 0    | 1   | 11   |
| ALABAMA STATE        |       |      |      |       |      |       |    |      |    |      |     |      |
| vs. Indiana          |       |      |      |       |      |       |    |      |    |      |     |      |
| vs. Colorado State   |       |      |      |       |      |       |    |      |    |      |     |      |
| LITTLE ROCK          |       |      |      |       |      |       |    |      |    |      |     |      |
| UCF                  |       |      |      |       |      |       |    |      |    |      |     |      |
| UL-LAFAYETTE         |       |      |      |       |      |       |    |      |    |      |     |      |
| NORTH CAROLINA A&T   |       |      |      |       |      |       |    |      |    |      |     |      |
| SAMFORD              |       |      |      |       |      |       |    |      |    |      |     |      |
| NORTH FLORIDA        |       |      |      |       |      |       |    |      |    |      |     |      |
| at Ole Miss          |       |      |      |       |      |       |    |      |    |      |     |      |
| MISSOURI             |       |      |      |       |      |       |    |      |    |      |     |      |
| at South Carolina    |       |      |      |       |      |       |    |      |    |      |     |      |
| ALABAMA              |       |      |      |       |      |       |    |      |    |      |     |      |
| at LSU               |       |      |      |       |      |       |    |      |    |      |     |      |
| at Mississippi State |       |      |      |       |      |       |    |      |    |      |     |      |
| OLE MISS             |       |      |      |       |      |       |    |      |    |      |     |      |
| at Kentucky          |       |      |      |       |      |       |    |      |    |      |     |      |
| FLORIDA              |       |      |      |       |      |       |    |      |    |      |     |      |
| ARKANSAS             |       |      |      |       |      |       |    |      |    |      |     |      |
| SOUTH CAROLINA       |       |      |      |       |      |       |    |      |    |      |     |      |
| at Alabama           |       |      |      |       |      |       |    |      |    |      |     |      |
| TEXAS A&M            |       |      |      |       |      |       |    |      |    |      |     |      |
| at Tennessee         |       |      |      |       |      |       |    |      |    |      |     |      |
| at Georgia           |       |      |      |       |      |       |    |      |    |      |     |      |
| VANDERBILT           |       |      |      |       |      |       |    |      |    |      |     |      |

**CAREER HIGHS (incl. 18-19 at Baylor)**

|                     |    |                          |          |
|---------------------|----|--------------------------|----------|
| Points              | 30 | vs. Missouri             | 2/7/21   |
| Rebounds            | 14 | vs. Florida              | 2/14/22  |
| Assists             | 6  | vs. Charleston So.       | 11/26/21 |
| Blocks              | 4  | at Alabama               | 1/2/22   |
| Steals              | 5  | 5x; last vs Sam Houston  | 11/8/22  |
| Field Goals         | 10 | 2x; last at Arkansas     | 2/10/22  |
| Field Goal Attempts | 20 | vs. Florida              | 2/14/22  |
| 3-Point Field Goals | 4  | 3x; last at Georgia Tech | 11/21/21 |
| 3-Point FG Attempts | 8  | 2x; last at Georgia Tech | 11/21/21 |
| Free Throws         | 8  | at Arkansas              | 1/31/21  |
| Free Throw Attempts | 9  | vs. Missouri             | 2/7/21   |

**SCOTT-GRAYSON'S CAREER STATISTICS**

| SEASON               | TEAM   | GP-GS        | MIN/AVG          | Field Goals    |             | 3-Point       |             | F-Throws       |             | Rebounds  |            |            |            | Scoring      |            |            |           |            |            |             |
|----------------------|--------|--------------|------------------|----------------|-------------|---------------|-------------|----------------|-------------|-----------|------------|------------|------------|--------------|------------|------------|-----------|------------|------------|-------------|
|                      |        |              |                  | FG-FGA         | FG%         | 3FG-3FGA      | 3FG%        | FT-FTA         | FT%         | OFF       | DEF        | TOT        | AVG        | PF-FO        | A          | TO         | BLK       | STL        | PTS        | AVG         |
| 2018-19              | Baylor | 29-0         | 193/6.7          | 25-51          | .490        | 5-11          | .455        | 19-26          | .731        | 10        | 15         | 25         | 0.9        | 26-1         | 24         | 24         | 3         | 9          | 74         | 2.6         |
| 2020-21              | AUB    | 24-24        | 680/28.4         | 129-318        | .406        | 22-73         | .301        | 67-88          | .761        | 21        | 78         | 99         | 4.1        | 58-0         | 41         | 47         | 5         | 50         | 347        | 14.5        |
| 2021-22              | AUB    | 28-27        | 870/31.1         | 135-342        | .395        | 19-74         | .257        | 74-110         | .673        | 34        | 125        | 159        | 5.7        | 76-3         | 53         | 68         | 10        | 37         | 363        | 13.0        |
| 2022-23              | AUB    | 3-3          | 79/26.4          | 11-32          | .344        | 3-9           | .333        | 4-4            | 1.000       | 1         | 10         | 11         | 3.7        | 11-1         | 9          | 9          | 0         | 7          | 29         | 9.7         |
| <b>TOTAL FOR AUB</b> |        | <b>55-54</b> | <b>1629/29.6</b> | <b>275-692</b> | <b>.397</b> | <b>44-156</b> | <b>.282</b> | <b>145-202</b> | <b>.718</b> | <b>56</b> | <b>213</b> | <b>269</b> | <b>4.9</b> | <b>145-4</b> | <b>103</b> | <b>124</b> | <b>15</b> | <b>94</b>  | <b>739</b> | <b>13.4</b> |
| <b>TOTAL</b>         |        | <b>84-54</b> | <b>1822/21.7</b> | <b>300-743</b> | <b>.404</b> | <b>49-167</b> | <b>.293</b> | <b>164-228</b> | <b>.719</b> | <b>66</b> | <b>228</b> | <b>294</b> | <b>3.5</b> | <b>171-5</b> | <b>127</b> | <b>148</b> | <b>18</b> | <b>103</b> | <b>813</b> | <b>9.7</b>  |



# Carsen McFADDEN

# #24

Junior • Guard • 5-7  
Fairview, Texas • Lovejoy HS

- Played in 8 games as a sophomore, averaging 3.6 minutes per game
- Appeared in 6 games as a freshman in 2020-21
- Joined Auburn as a walk-on in the summer of 2020
- All-state selection at Lovejoy HS as a senior and two-year team captain
- Owns high school records for rebounds in a single game (19), season (340) and career (1,047) and steals in a game (15), season (145) and career (418)
- Has a twin sister, Claire, who also attends Auburn

#### SEASON HIGHS

Points

Rebounds

Assists

Blocks

Steals

Field Goals

Field Goal Attempts

1 vs Sam Houston 11/8/22

3-Point Field Goals

3-Point FG Attempts

1 vs Sam Houston 11/8/22

Free Throws

Free Throw Attempts

#### CAREER HIGHS

Points

3 vs. South Alabama 12/13/20

Rebounds

1 4x; last vs. LSU 1/9/22

Assists

3 vs. South Alabama 12/13/20

Blocks

Steals

1 vs. North Florida 12/17/20

Field Goals

1 2x; last vs. Charleston So. 11/26/21

Field Goal Attempts

4 vs. Grambling 12/18/21

3-Point Field Goals

3-Point FG Attempts

1 vs. Grambling 12/18/21

Free Throws

1 vs. South Alabama 12/13/20

Free Throw Attempts

2 vs. South Alabama 12/13/20

| Opponent             | Start | Min. | FG-A | 3PT-A | FT-A | O-D-T   | PF | Ast. | TO | Blk. | St. | Pts. |
|----------------------|-------|------|------|-------|------|---------|----|------|----|------|-----|------|
| SAM HOUSTON          |       | 2    | 0-1  | 0-1   | 0-0  | 0-0-0   | 0  | 0    | 0  | 0    | 0   | 0    |
| SOUTH ALABAMA        |       |      |      |       |      | --DNP-- |    |      |    |      |     |      |
| GEORGIA TECH         |       |      |      |       |      | --DNP-- |    |      |    |      |     |      |
| ALABAMA STATE        |       |      |      |       |      |         |    |      |    |      |     |      |
| vs. Indiana          |       |      |      |       |      |         |    |      |    |      |     |      |
| vs. Colorado State   |       |      |      |       |      |         |    |      |    |      |     |      |
| LITTLE ROCK          |       |      |      |       |      |         |    |      |    |      |     |      |
| UCF                  |       |      |      |       |      |         |    |      |    |      |     |      |
| UL-LAFAYETTE         |       |      |      |       |      |         |    |      |    |      |     |      |
| NORTH CAROLINA A&T   |       |      |      |       |      |         |    |      |    |      |     |      |
| SAMFORD              |       |      |      |       |      |         |    |      |    |      |     |      |
| NORTH FLORIDA        |       |      |      |       |      |         |    |      |    |      |     |      |
| at Ole Miss          |       |      |      |       |      |         |    |      |    |      |     |      |
| MISSOURI             |       |      |      |       |      |         |    |      |    |      |     |      |
| at South Carolina    |       |      |      |       |      |         |    |      |    |      |     |      |
| ALABAMA              |       |      |      |       |      |         |    |      |    |      |     |      |
| at LSU               |       |      |      |       |      |         |    |      |    |      |     |      |
| at Mississippi State |       |      |      |       |      |         |    |      |    |      |     |      |
| OLE MISS             |       |      |      |       |      |         |    |      |    |      |     |      |
| at Kentucky          |       |      |      |       |      |         |    |      |    |      |     |      |
| FLORIDA              |       |      |      |       |      |         |    |      |    |      |     |      |
| ARKANSAS             |       |      |      |       |      |         |    |      |    |      |     |      |
| SOUTH CAROLINA       |       |      |      |       |      |         |    |      |    |      |     |      |
| at Alabama           |       |      |      |       |      |         |    |      |    |      |     |      |
| TEXAS A&M            |       |      |      |       |      |         |    |      |    |      |     |      |
| at Tennessee         |       |      |      |       |      |         |    |      |    |      |     |      |
| at Georgia           |       |      |      |       |      |         |    |      |    |      |     |      |
| VANDERBILT           |       |      |      |       |      |         |    |      |    |      |     |      |

#### McFADDEN'S CAREER STATISTICS

| SEASON       | TEAM | GP-GS       | MIN/AVG       | Field Goals |             | 3-Point    |             | F-Throws   |             | Rebounds |          |          |            | Scoring    |          |          |          |          |          |            |
|--------------|------|-------------|---------------|-------------|-------------|------------|-------------|------------|-------------|----------|----------|----------|------------|------------|----------|----------|----------|----------|----------|------------|
|              |      |             |               | FG-FGA      | FG%         | 3FG-3FGA   | 3FG%        | FT-FTA     | FT%         | OFF      | DEF      | TOT      | AVG        | PF-FO      | A        | TO       | BLK      | STL      | PTS      | AVG        |
| 2020-21      | AUB  | 6-0         | 20/3.3        | 1-3         | .333        | 0-0        | .000        | 1-2        | .500        | 2        | 1        | 3        | 0.5        | 0-0        | 4        | 1        | 0        | 1        | 3        | 0.5        |
| 2021-22      | AUB  | 8-0         | 29/3.6        | 1-6         | .167        | 0-1        | .000        | 0-0        | .000        | 0        | 4        | 4        | 0.5        | 6-0        | 1        | 4        | 0        | 0        | 2        | 0.3        |
| 2022-23      | AUB  | 1-0         | 2/1.5         | 0-1         | .000        | 0-1        | .000        | 0-0        | .000        | 0        | 0        | 0        | 0.0        | 0-0        | 0        | 0        | 0        | 0        | 0        | 0.0        |
| <b>TOTAL</b> |      | <b>15-0</b> | <b>51/3.4</b> | <b>2-10</b> | <b>.200</b> | <b>0-2</b> | <b>.000</b> | <b>1-2</b> | <b>.500</b> | <b>2</b> | <b>5</b> | <b>7</b> | <b>0.5</b> | <b>6-0</b> | <b>5</b> | <b>5</b> | <b>0</b> | <b>1</b> | <b>5</b> | <b>0.3</b> |





# Kharyssa RICHARDSON

# #33

Freshman • Forward • 6-2  
Douglasville, Ga. • New Manchester HS

- Started in Auburn debut vs. Sam Houston with 5 points, 7 rebounds, 2 steals (11/8)
- Averaged 18.3 points, 8.9 rebounds, 1.9 steals, 1.9 blocks, 1.2 assists as a high school senior
- Georgia Class 5A all-state selection in 2021 as a junior
- In 103 high school games, averaged 13.1 points, 7.5 rebounds, 1.8 blocks, 1.7 steals, 1.0 assists

**SEASON/CAREER HIGHS**

|                     |   |                           |          |
|---------------------|---|---------------------------|----------|
| Points              | 9 | vs South Alabama          | 11/10/22 |
| Rebounds            | 7 | 2x; last vs South Alabama | 11/10/22 |
| Assists             |   |                           |          |
| Blocks              | 1 | 2x; last vs South Alabama | 11/10/22 |
| Steals              | 2 | vs Sam Houston            | 11/8/22  |
| Field Goals         | 4 | vs South Alabama          | 11/10/22 |
| Field Goal Attempts | 9 | vs Sam Houston            | 11/8/22  |
| 3-Point Field Goals |   |                           |          |
| 3-Point FG Attempts | 2 | vs Georgia Tech           | 11/16/22 |
| Free Throws         | 1 | 2x; last vs South Alabama | 11/10/22 |
| Free Throw Attempts | 2 | 2x; last vs South Alabama | 11/10/22 |

| Opponent             | Start | Min. | FG-A | 3PT-A | FT-A | O-D-T | PF | Ast. | TO | Blk. | St. | Pts. |
|----------------------|-------|------|------|-------|------|-------|----|------|----|------|-----|------|
| SAM HOUSTON          | *     | 24   | 2-9  | 0-0   | 1-2  | 4-3-7 | 3  | 0    | 3  | 1    | 2   | 5    |
| SOUTH ALABAMA        | *     | 33   | 4-8  | 0-1   | 1-2  | 3-4-7 | 3  | 0    | 5  | 1    | 1   | 9    |
| GEORGIA TECH         | *     | 10   | 1-3  | 0-2   | 0-0  | 0-2-2 | 1  | 0    | 0  | 0    | 1   | 2    |
| ALABAMA STATE        |       |      |      |       |      |       |    |      |    |      |     |      |
| vs. Indiana          |       |      |      |       |      |       |    |      |    |      |     |      |
| vs. Colorado State   |       |      |      |       |      |       |    |      |    |      |     |      |
| LITTLE ROCK          |       |      |      |       |      |       |    |      |    |      |     |      |
| UCF                  |       |      |      |       |      |       |    |      |    |      |     |      |
| UL-LAFAYETTE         |       |      |      |       |      |       |    |      |    |      |     |      |
| NORTH CAROLINA A&T   |       |      |      |       |      |       |    |      |    |      |     |      |
| SAMFORD              |       |      |      |       |      |       |    |      |    |      |     |      |
| NORTH FLORIDA        |       |      |      |       |      |       |    |      |    |      |     |      |
| at Ole Miss          |       |      |      |       |      |       |    |      |    |      |     |      |
| MISSOURI             |       |      |      |       |      |       |    |      |    |      |     |      |
| at South Carolina    |       |      |      |       |      |       |    |      |    |      |     |      |
| ALABAMA              |       |      |      |       |      |       |    |      |    |      |     |      |
| at LSU               |       |      |      |       |      |       |    |      |    |      |     |      |
| at Mississippi State |       |      |      |       |      |       |    |      |    |      |     |      |
| OLE MISS             |       |      |      |       |      |       |    |      |    |      |     |      |
| at Kentucky          |       |      |      |       |      |       |    |      |    |      |     |      |
| FLORIDA              |       |      |      |       |      |       |    |      |    |      |     |      |
| ARKANSAS             |       |      |      |       |      |       |    |      |    |      |     |      |
| SOUTH CAROLINA       |       |      |      |       |      |       |    |      |    |      |     |      |
| at Alabama           |       |      |      |       |      |       |    |      |    |      |     |      |
| TEXAS A&M            |       |      |      |       |      |       |    |      |    |      |     |      |
| at Tennessee         |       |      |      |       |      |       |    |      |    |      |     |      |
| at Georgia           |       |      |      |       |      |       |    |      |    |      |     |      |
| VANDERBILT           |       |      |      |       |      |       |    |      |    |      |     |      |

**RICHARDSON'S CAREER STATISTICS**

| SEASON       | TEAM | GP-GS      | MIN/AVG        | Field Goals |             | 3-Point    |             | F-Throws   |             | Rebounds |          |           |            | Scoring    |          |          |          |          |           |            |
|--------------|------|------------|----------------|-------------|-------------|------------|-------------|------------|-------------|----------|----------|-----------|------------|------------|----------|----------|----------|----------|-----------|------------|
|              |      |            |                | FG-FGA      | FG%         | 3FG-3FGA   | 3FG%        | FT-FTA     | FT%         | OFF      | DEF      | TOT       | AVG        | PF         | FO       | A        | TO       | BLK      | STL       | PTS        |
| 2022-23      | AUB  | 3-3        | 67/22.2        | 7-20        | .350        | 0-3        | .000        | 2-4        | .500        | 7        | 9        | 16        | 5.3        | 7-0        | 0        | 8        | 2        | 4        | 16        | 5.3        |
| <b>TOTAL</b> |      | <b>3-3</b> | <b>67/22.2</b> | <b>7-20</b> | <b>.350</b> | <b>0-3</b> | <b>.000</b> | <b>2-4</b> | <b>.500</b> | <b>7</b> | <b>9</b> | <b>16</b> | <b>5.3</b> | <b>7-0</b> | <b>0</b> | <b>8</b> | <b>2</b> | <b>4</b> | <b>16</b> | <b>5.3</b> |



# Precious JOHNSON

Junior • Center • 6-5

Baytown, Texas • Sterling HS • Texas

# #51

- 4 points, 7 rebounds in first action of 2022-23 season vs. Georgia Tech (11/16); missed first two games with illness
- Played in 12 games, earning 8 starts in 2021-22; averaged 5.2 points, 4.0 rebounds, 1.2 blocks, 0.7 steals
- Enrolled at Auburn for spring 2022 semester; finished fall semester at Texas after signing with Auburn in October
- First double-double with career-high 18 points and 10 rebounds at Kentucky (2/27)
- Made Auburn debut vs. LSU on Jan. 9; scored 2 points and had one rebound in 9 minutes
- Appeared in nine games at Texas as a freshman in 2020-21; averaged 4.0 minutes per appearance
- Ranked as No. 33 post player in class of 2020 by ESPN HoopGurlz
- Averaged 13.3 points, 10.0 rebounds, 2.4 blocks, 1.2 steals as a high school senior

## SEASON HIGHS

|                     |   |                 |          |
|---------------------|---|-----------------|----------|
| Points              | 4 | vs Georgia Tech | 11/16/22 |
| Rebounds            | 7 | vs Georgia Tech | 11/16/22 |
| Assists             |   |                 |          |
| Blocks              | 1 | vs Georgia Tech | 11/16/22 |
| Steals              |   |                 |          |
| Field Goals         | 2 | vs Georgia Tech | 11/16/22 |
| Field Goal Attempts | 4 | vs Georgia Tech | 11/16/22 |
| 3-Point Field Goals |   |                 |          |
| 3-Point FG Attempts |   |                 |          |
| Free Throws         |   |                 |          |
| Free Throw Attempts |   |                 |          |

| Opponent             | Start | Min. | FG-A | 3PT-A | FT-A | O-D-T   | PF | Ast. | TO | Blk. | St. | Pts. |
|----------------------|-------|------|------|-------|------|---------|----|------|----|------|-----|------|
| SAM HOUSTON          |       |      |      |       |      | --DNP-- |    |      |    |      |     |      |
| SOUTH ALABAMA        |       |      |      |       |      | --DNP-- |    |      |    |      |     |      |
| GEORGIA TECH         |       | 17   | 2-4  | 0-0   | 0-0  | 6-1-7   | 4  | 0    | 2  | 1    | 0   | 4    |
| ALABAMA STATE        |       |      |      |       |      |         |    |      |    |      |     |      |
| vs. Indiana          |       |      |      |       |      |         |    |      |    |      |     |      |
| vs. Colorado State   |       |      |      |       |      |         |    |      |    |      |     |      |
| LITTLE ROCK          |       |      |      |       |      |         |    |      |    |      |     |      |
| UCF                  |       |      |      |       |      |         |    |      |    |      |     |      |
| UL-LAFAYETTE         |       |      |      |       |      |         |    |      |    |      |     |      |
| NORTH CAROLINA A&T   |       |      |      |       |      |         |    |      |    |      |     |      |
| SAMFORD              |       |      |      |       |      |         |    |      |    |      |     |      |
| NORTH FLORIDA        |       |      |      |       |      |         |    |      |    |      |     |      |
| at Ole Miss          |       |      |      |       |      |         |    |      |    |      |     |      |
| MISSOURI             |       |      |      |       |      |         |    |      |    |      |     |      |
| at South Carolina    |       |      |      |       |      |         |    |      |    |      |     |      |
| ALABAMA              |       |      |      |       |      |         |    |      |    |      |     |      |
| at LSU               |       |      |      |       |      |         |    |      |    |      |     |      |
| at Mississippi State |       |      |      |       |      |         |    |      |    |      |     |      |
| OLE MISS             |       |      |      |       |      |         |    |      |    |      |     |      |
| at Kentucky          |       |      |      |       |      |         |    |      |    |      |     |      |
| FLORIDA              |       |      |      |       |      |         |    |      |    |      |     |      |
| ARKANSAS             |       |      |      |       |      |         |    |      |    |      |     |      |
| SOUTH CAROLINA       |       |      |      |       |      |         |    |      |    |      |     |      |
| at Alabama           |       |      |      |       |      |         |    |      |    |      |     |      |
| TEXAS A&M            |       |      |      |       |      |         |    |      |    |      |     |      |
| at Tennessee         |       |      |      |       |      |         |    |      |    |      |     |      |
| at Georgia           |       |      |      |       |      |         |    |      |    |      |     |      |
| VANDERBILT           |       |      |      |       |      |         |    |      |    |      |     |      |

## CAREER HIGHS

|                     |    |                      |         |
|---------------------|----|----------------------|---------|
| Points              | 18 | at Kentucky          | 2/27/22 |
| Rebounds            | 10 | at Kentucky          | 2/27/22 |
| Assists             |    |                      |         |
| Blocks              | 3  | vs. Alabama          | 1/23/22 |
| Steals              | 1  | 6x; last at Kentucky | 2/27/22 |
| Field Goals         | 6  | at Kentucky          | 2/27/22 |
| Field Goal Attempts | 14 | at Kentucky          | 2/27/22 |
| 3-Point Field Goals |    |                      |         |
| 3-Point FG Attempts |    |                      |         |
| Free Throws         | 6  | at Kentucky          | 2/27/22 |
| Free Throw Attempts | 8  | at Kentucky          | 2/27/22 |

## JOHNSON'S CAREER STATISTICS

| SEASON               | TEAM | GP-GS       | MIN/AVG         | Field Goals  |             | 3-Point    |             | F-Throws     |             | Rebounds  |           |           |            | Scoring     |          |           |           |          |           |            |
|----------------------|------|-------------|-----------------|--------------|-------------|------------|-------------|--------------|-------------|-----------|-----------|-----------|------------|-------------|----------|-----------|-----------|----------|-----------|------------|
|                      |      |             |                 | FG-FGA       | FG%         | 3FG-3FGA   | 3FG%        | FT-FTA       | FT%         | OFF       | DEF       | TOT       | AVG        | PF          | FO       | A         | TO        | BLK      | STL       | PTS        |
| 2020-21              | UT   | 9-0         | 36/4.0          | 0-4          | .000        | 0-0        | .000        | 2-4          | .500        | 2         | 3         | 5         | 0.6        | 9-0         | 0        | 2         | 1         | 1        | 2         | 0.2        |
| 2021-22              | AUB  | 12-8        | 242/20.1        | 24-53        | .453        | 0-0        | .000        | 14-28        | .500        | 24        | 24        | 48        | 4.0        | 39-0        | 0        | 17        | 14        | 8        | 62        | 5.2        |
| 2022-23              | AUB  | 1-0         | 17/16.7         | 2-4          | .500        | 0-0        | .000        | 0-0          | .000        | 6         | 1         | 7         | 7.0        | 4-0         | 0        | 2         | 1         | 0        | 4         | 4.0        |
| <b>TOTAL FOR AUB</b> |      | <b>13-8</b> | <b>258/19.9</b> | <b>26-57</b> | <b>.456</b> | <b>0-0</b> | <b>.000</b> | <b>14-28</b> | <b>.500</b> | <b>30</b> | <b>25</b> | <b>55</b> | <b>4.2</b> | <b>43-0</b> | <b>0</b> | <b>19</b> | <b>15</b> | <b>8</b> | <b>66</b> | <b>5.1</b> |
| <b>TOTAL</b>         |      | <b>22-8</b> | <b>294/13.4</b> | <b>26-61</b> | <b>.426</b> | <b>0-0</b> | <b>.000</b> | <b>16-32</b> | <b>.500</b> | <b>32</b> | <b>28</b> | <b>60</b> | <b>2.7</b> | <b>52-0</b> | <b>0</b> | <b>21</b> | <b>16</b> | <b>9</b> | <b>68</b> | <b>3.1</b> |





## 2022-23 Auburn Women's Basketball Combined Team Statistics All games

Page 1/1  
as of Nov 17, 2022

### Game Records

| Record         | Overall | Home | Away | Neutral |
|----------------|---------|------|------|---------|
| ALL GAMES      | 2-1     | 2-1  | 0-0  | 0-0     |
| CONFERENCE     | 0-0     | 0-0  | 0-0  | 0-0     |
| NON-CONFERENCE | 2-1     | 2-1  | 0-0  | 0-0     |

### Score by Periods

| Team      | 1st | 2nd | 3rd | 4th | OT | TOT |
|-----------|-----|-----|-----|-----|----|-----|
| Auburn    | 43  | 64  | 60  | 45  | 0  | 212 |
| Opponents | 47  | 48  | 43  | 57  | 0  | 195 |

### Team Box Score

| No.              | Player                 | Total    |            |      | 3-Point       |             |              | F-Throw     |              | Rebounds    |           |           |            | Other Stats |           |          |           |           |           |           |            |             |
|------------------|------------------------|----------|------------|------|---------------|-------------|--------------|-------------|--------------|-------------|-----------|-----------|------------|-------------|-----------|----------|-----------|-----------|-----------|-----------|------------|-------------|
|                  |                        | GP-GS    | MIN        | AVG  | FG-FGA        | FG%         | 3FG-3FGA     | 3FG%        | FT-FTA       | FT%         | OFF       | DEF       | TOT        | AVG         | PF        | DQ       | A         | TO        | BLK       | STL       | PTS        | AVG         |
| 5                | COULIBALY, Aicha       | 3-3      | 95:21      | 31.8 | 16-40         | .400        | 3-9          | .333        | 19-23        | .826        | 8         | 14        | 22         | 7.3         | 7         | 0        | 7         | 3         | 4         | 8         | 54         | 18.0        |
| 4                | DUHON, Kaitlyn         | 3-3      | 74:55      | 25.0 | 13-29         | .448        | 0-3          | .000        | 6-8          | .750        | 11        | 7         | 18         | 6.0         | 9         | 0        | 0         | 5         | 5         | 4         | 32         | 10.7        |
| 23               | SCOTT-GRAYSON, Honesty | 3-3      | 79:10      | 26.4 | 11-32         | .344        | 3-9          | .333        | 4-4          | 1.000       | 1         | 10        | 11         | 3.7         | 11        | 1        | 9         | 9         | 0         | 7         | 29         | 9.7         |
| 10               | SHAW, Sydney           | 3-3      | 70:19      | 23.4 | 10-31         | .323        | 3-11         | .273        | 2-2          | 1.000       | 2         | 7         | 9          | 3.0         | 4         | 0        | 9         | 10        | 3         | 2         | 25         | 8.3         |
| 1                | PRATCHER, Mya          | 2-0      | 33:28      | 16.7 | 4-9           | .444        | 0-1          | .000        | 3-3          | 1.000       | 6         | 5         | 11         | 5.5         | 5         | 0        | 0         | 3         | 0         | 1         | 11         | 5.5         |
| 2                | WELLS, Sania           | 3-0      | 38:54      | 13.0 | 5-17          | .294        | 1-5          | .200        | 5-5          | 1.000       | 2         | 1         | 3          | 1.0         | 4         | 0        | 6         | 3         | 2         | 1         | 16         | 5.3         |
| 33               | RICHARDSON, Kharyssa   | 3-3      | 66:40      | 22.2 | 7-20          | .350        | 0-3          | .000        | 2-4          | .500        | 7         | 9         | 16         | 5.3         | 7         | 0        | 0         | 8         | 2         | 4         | 16         | 5.3         |
| 12               | BOSTIC, Mar'shaun      | 3-0      | 41:22      | 13.8 | 5-11          | .455        | 0-0          | .000        | 5-9          | .556        | 2         | 2         | 4          | 1.3         | 6         | 0        | 5         | 8         | 1         | 1         | 15         | 5.0         |
| 51               | JOHNSON, Precious      | 1-0      | 16:41      | 16.7 | 2-4           | .500        | 0-0          | .000        | 0-0          | .000        | 6         | 1         | 7          | 7.0         | 4         | 0        | 0         | 2         | 1         | 0         | 4          | 4.0         |
| 3                | JOHNSON, Jakayla       | 3-0      | 39:53      | 13.3 | 2-8           | .250        | 0-0          | .000        | 4-5          | .800        | 2         | 5         | 7          | 2.3         | 5         | 0        | 0         | 1         | 1         | 2         | 8          | 2.7         |
| 11               | LEVY, Romi             | 1-0      | 14:38      | 14.6 | 1-2           | .500        | 0-1          | .000        | 0-0          | .000        | 0         | 0         | 0          | 0.0         | 1         | 0        | 0         | 1         | 1         | 1         | 2          | 2.0         |
| 24               | MCFADDEN, Carsen       | 1-0      | 01:30      | 1.5  | 0-1           | .000        | 0-1          | .000        | 0-0          | .000        | 0         | 0         | 0          | 0.0         | 0         | 0        | 0         | 0         | 0         | 0         | 0          | 0.0         |
| 0                | GRAVES, Amoura         | 2-0      | 27:08      | 13.6 | 0-4           | .000        | 0-3          | .000        | 0-0          | .000        | 1         | 3         | 4          | 2.0         | 3         | 0        | 0         | 3         | 2         | 0         | 0          | 0.0         |
| Team             |                        |          |            |      |               |             |              |             |              |             | 12        | 8         | 20         |             |           |          |           | 1         |           |           |            |             |
| <b>Total</b>     |                        | <b>3</b> | <b>600</b> |      | <b>76-208</b> | <b>.365</b> | <b>10-46</b> | <b>.217</b> | <b>50-63</b> | <b>.794</b> | <b>60</b> | <b>72</b> | <b>132</b> | <b>44.0</b> | <b>66</b> | <b>1</b> | <b>36</b> | <b>57</b> | <b>22</b> | <b>31</b> | <b>212</b> | <b>70.7</b> |
| <b>Opponents</b> |                        | <b>3</b> | <b>600</b> |      | <b>62-171</b> | <b>.363</b> | <b>14-42</b> | <b>.333</b> | <b>57-86</b> | <b>.663</b> | <b>53</b> | <b>78</b> | <b>131</b> | <b>43.7</b> | <b>69</b> | <b>2</b> | <b>25</b> | <b>75</b> | <b>7</b>  | <b>29</b> | <b>195</b> | <b>65.0</b> |

### Team Statistics

|                        | AUB           | OPP           |
|------------------------|---------------|---------------|
| <b>Scoring</b>         | <b>212</b>    | <b>195</b>    |
| Points per game        | 70.7          | 65.0          |
| Scoring margin         | +5.7          | -             |
| <b>Field goals-att</b> | <b>76-208</b> | <b>62-171</b> |
| Field goal pct         | .365          | .363          |
| <b>3 point fg-att</b>  | <b>10-46</b>  | <b>14-42</b>  |
| 3-point FG pct         | .217          | .333          |
| 3-pt FG made per game  | 3.3           | 4.7           |
| <b>Free throws-att</b> | <b>50-63</b>  | <b>57-86</b>  |
| Free throw pct         | .794          | .663          |
| F-Throws made per game | 16.7          | 19.0          |
| <b>Rebounds</b>        | <b>132</b>    | <b>131</b>    |
| Rebounds per game      | 44.0          | 43.7          |
| Rebounding margin      | +0.3          | -             |
| <b>Assists</b>         | <b>36</b>     | <b>25</b>     |
| Assists per game       | 12.0          | 8.3           |
| <b>Turnovers</b>       | <b>57</b>     | <b>75</b>     |
| Turnovers per game     | 19.0          | 25.0          |
| Turnover margin        | +6.0          | -             |
| Assist/turnover ratio  | 0.6           | 0.3           |
| <b>Steals</b>          | <b>31</b>     | <b>29</b>     |
| Steals per game        | 10.3          | 9.7           |
| <b>Blocks</b>          | <b>22</b>     | <b>7</b>      |
| Blocks per game        | 7.3           | 2.3           |
| <b>Winning streak</b>  | <b>0</b>      | <b>-</b>      |
| Home win streak        | 0             | -             |
| <b>Attendance</b>      | <b>5800</b>   | <b>0</b>      |
| Home games-Avg/Game    | 3-1933        | 0-0           |
| Neutral site-Avg/Game  | -             | 0-0           |

### Team Results

| Date       | Opponent      |   | Score | Att. |
|------------|---------------|---|-------|------|
| 11/08/2022 | Sam Houston   | W | 90-76 | 1913 |
| 11/10/2022 | South Alabama | W | 71-62 | 1955 |
| 11/16/2022 | Georgia Tech  | L | 51-57 | 1932 |





**Amoura Graves**  
Sophomore • G • 6-0  
Ponchatoula, La.  
Ponchatoula HS



**Mya Pratcher**  
Freshman • F • 6-1  
Memphis, Tenn.  
Bartlett HS




**Sania Wells**  
Senior • G • 5-7  
Moss Point, Miss.  
East Central HS



**Jakayla Johnson**  
Junior • G • 5-9  
Clinton, Miss.  
Jones College




**Kaitlyn Duhon**  
Freshman • G • 5-10  
Houston, Texas  
Summer Creek HS



**Aicha Coulibaly**  
Junior • G • 6-0  
Mali  
IMG Academy (Fla.)




**Sydney Shaw**  
Freshman • G • 5-9  
Macungie, Pa.  
Emmaus HS



**Romi Levy**  
R-Sophomore • F • 6-3  
Herzliya, Israel  
Hof Hasharon HS



**Mar'Shaun Bostic**  
Sophomore • G • 5-8  
Florissant, Mo.  
Vashon HS



**Oyindamola Akinbolawa**  
Freshman • C • 6-5  
Lagos, Nigeria



**Audia Young**  
Freshman • G • 5-9  
Tallahassee, Fla.  
Florida State Univ. HS



**Honesty Scott-Grayson**  
R-Senior • G • 5-9  
Brick, N.J.  
Baylor



**Carsen McFadden**  
Junior • G • 5-7  
Fairview, Texas  
Lovejoy HS



**Kharyssa Richardson**  
Freshman • F • 6-2  
Douglasville, Ga.  
New Manchester HS



**Precious Johnson**  
Junior • C • 6-5  
Baytown, Texas  
Texas



**Johnnie Harris**  
Head Coach (2nd year)  
Pine Bluff, Ark.  
Arkansas Baptist (1996)



**Fred Williams**  
Associate Head Coach  
Inglewood, Calif.  
Boise State (1979)



**Damitria Buchanan**  
Associate Head Coach  
Houston, Texas  
Texas A&M (2010)



**Ketara Chapel**  
Assistant Coach  
Temple, Texas  
Mississippi State (2017)