



2021-22 AUBURN WOMEN'S BASKETBALL

AUBURN ATHLETICS COMMUNICATIONS: 392 SOUTH DONAHUE DRIVE || AUBURN, AL 36830 || AUBURNTIGERS.COM || @AUBURNWBB

2020-21 SCHEDULE/RESULTS 8-8, 0-5 SEC

DATE	OPPONENT	TIME/TV/RESULT
Nov. 4	MILES COLLEGE (exh.)	W 102-42
Nov. 11	GEORGIA SOUTHERN	L 66-68
Nov. 14	at Old Dominion	L 44-57
Nov. 16	ALABAMA STATE	W 74-45
Nov. 21	at #18 Georgia Tech	W 59-51
Nov. 24	at Little Rock	L 49-57
Nov. 26	CHARLESTON SOUTHERN	W 91-42
Nov. 30	NORTH FLORIDA	W 72-65
Dec. 5	OKLAHOMA STATE	W 77-66
Dec. 12	NEW ORLEANS	Canceled
Dec. 15	at Belmont	W 71-62
Dec. 18	GRAMBLING STATE	W 82-58
Dec. 20	KENNESAW STATE	W 66-54
Dec. 30	*KENTUCKY	Postponed
Jan. 2	*at Alabama	L 53-56
Jan. 6	*at Missouri	L OT 63-72
Jan. 9	*#13 LSU	L 48-76
Jan. 13	*at Florida	L 63-68
Jan. 16	*at Texas A&M	L 53-71
Jan. 23	*ALABAMA	ESPNU 3 pm
Jan. 25	*KENTUCKY	+ 7 pm
Jan. 27	*TENNESSEE	+ 7 pm
Jan. 30	*at Vanderbilt	+ 2 pm
Feb. 3	*MISSISSIPPI STATE	+ 7 pm
Feb. 10	*at Arkansas	+ 7 pm
Feb. 14	*FLORIDA	SECN 6 pm
Feb. 17	*at South Carolina	SECN 6 pm
Feb. 20	*GEORGIA	SECN 11 am
Feb. 24	*OLE MISS	+ 7 pm
Feb. 27	*at Kentucky	SECN 3 pm
Mar. 2-6	SEC Tournament	Nashville

All times Central. Home Games in **BOLD CAPS**.
*SEC Game
+ = SEC Network + / ESPN3.com

AUBURN ATHLETICS COMMUNICATIONS

WES TODDAssistant Director/WBB Contact
..... wlt0006@auburn.edu
.....C: 334-750-5682
KIRK SAMPSON Associate AD
..... kirk@auburn.edu

Web AuburnTigers.com
Twitter @AuburnWBB
Facebook /AuburnWBB
Instagram @AuburnWBB
Office Phone (334) 844-9800



GAME 17

Alabama (10-8, 1-6)

Sunday, Jan. 23, 2022 • 3 p.m. CT
Alumni Weekend | Joe Ciampi Recognition



Site Auburn, Ala.
Venue Auburn Arena (9,121)
TV ESPNU (Courtney Lyle, Carolyn Peck)
Radio WQSI 93.9 FM (Brit Bowen, Larry DiChiara)
Audio Webcast AuburnTigers.com
Live Stats AuburnStats.com
Twitter @AuburnWBB
Series Record Auburn leads 53-43
in Auburn Auburn leads 31-12
Last Meeting Texas A&M 84, Auburn 69 (Jan. 28, 2021, in Auburn)

GAMEDAY BREAKDOWN

AUBURN TIGERS

Rankings AP: NR | Coaches: NR
2021-22 Record 8-8
SEC 0-5
Home 6-2
Away 2-6
Neutral 0-0
Streak L5
Head Coach Johnnie Harris
Record at AU (Yrs.) 8-8 (1st)
Overall Record (Yrs.) Same
Record vs. Alabama 0-1

ALABAMA CRIMSON TIDE

Rankings AP: NR | Coaches: NR
2021-22 Record 10-8
SEC 1-6
Home 9-4
Away 1-3
Neutral 0-1
Streak L5
Head Coach Kristy Curry
Record at UA (Yrs.) 143-126 (9th)
Overall Record (Yrs.) 452-275 (23rd)
Record vs. Auburn 8-10

PROJECTED AUBURN STARTERS (based on last game)




SANIA WELLS
G • JR • 5-7
Moss Point, Miss.

PPG: 10.8
RPG: 3.0
APG: 2.2



ANNIE HUGHES
G • JR • 5-9
Dutton, Ala.

PPG: 6.3
RPG: 3.1
APG: 1.8



AICHA COULIBALY
G/F • SO • 6-0
Mali

PPG: 17.8
RPG: 8.1
APG: 1.6



HONESTY SCOTT-GRAYSON
G • R-JR • 5-8
Brick, N.J.

PPG: 12.6
RPG: 6.0
APG: 2.4



PRECIOUS JOHNSON
C • SO • 6-5
Baytown, Texas

PPG: 4.0
RPG: 2.7
APG: 0.0

OFF THE BENCH

No.	Pos.	Name	Ht.	Year	PPG	RPG	Hometown
0	G/F	Amoura Graves	6-0	Fr.	2.0	1.5	Ponchatoula, La.
1	G	Xaria Wiggins	6-1	Sr.	1.3	1.6	Virginia Beach, Va.
4	G	Riley Donahue	5-10	So.	0.9	0.4	Atlanta, Ga.
10	F	Kiyae' White	6-2	R-Sr.	3.9	4.3	Macungie, Pa.
^11	F	Romi Levy	6-2	So.	--	--	Herzliya, Israel
12	G	Mar'Shaun Bostic	5-8	Fr.	2.2	1.7	Florissant, Mo.
14	F	Jala Jordan	6-2	R-Jr.	6.1	4.1	Philadelphia, Pa.
20	F	Adaora Onwumelu	6-2	R-So.	1.4	1.9	Douglasville, Ga.
24	G	Carsen McFadden	5-7	So.	0.4	0.8	Lucas, Texas

^out for season (injured)

Head Coach: Johnnie Harris
Associate Head Coach: Bob Starkey
Assistant Coaches: Damitria Buchanan, Ketara Chapel

#WarEagle
#LGTW



AuburnTigers.com



@AuburnWBB | @AuburnTigers
@CoachJ_AU



/AuburnWBB
/AuburnTigers

TEAM SCHEDULE AND MEDIA AVAILABILITY >> JANUARY 23-29 (times Central unless noted otherwise)

SUNDAY January 23	MONDAY January 24	TUESDAY January 25	WEDNESDAY January 26	THURSDAY January 27	FRIDAY January 28	SATURDAY January 29
GAME 3:00 Auburn vs. Alabama	PRACTICE TBA Auburn Arena	GAME 7:00 Auburn vs. Kentucky	PRACTICE 2:30-6 pm Auburn Arena	GAME 7:00 Auburn vs. Tennessee	PRACTICE 4:45-7:15 p.m. Auburn Arena	PRACTICE TBD Auburn Arena
Interviews postgame		Interviews postgame		Interviews postgame		TRAVEL to Nashville, Tenn.

AUBURN ATHLETICS COMMUNICATIONS SERVICES

QUICK FACTS

INTERVIEW POLICIES

--Practices are open to the public and media; however, media are strongly encouraged to notify Wes Todd if they are planning to attend.
--Coach Harris, assistant coaches and student-athletes are available for phone, virtual and socially distanced in-person interviews by contacting Wes Todd in the athletic communications office.
--Following home games, interviews with Coach Harris and selected players will be conducted via **Zoom** following a 10-minute cooling-off period. Visiting coaches and players will conduct their own virtual interviews and should be requested through the visiting SID.
--Interviews following road contests will be conducted by request via Zoom. Audio from the Auburn Sports Network postgame show will be made available on request.

CREDENTIALS

Anyone wishing to cover Auburn women's basketball should contact Wes Todd in the communications office at least one day in advance. Game credentials will be held at media will call, **which will be at the north main entrance for the 2021-22 season.** There will be no season credentials. Parking passes are not needed.

GAME DAY SERVICES

--Printed flip cards will be available at each media seat. All other information (game notes, stats, etc.) will be available on AuburnTigers.com and StatBroadcast.com. Wireless internet is available in the Arena.
--Media will only be permitted to access the concourse level of the arena. Until further notice, access to the floor level and locker room areas will be limited to pre-approved, fully vaccinated individuals.
--Pool photos and video will be available on the SEC FTP site following most games.

VIDEO SERVICES

FTP feeds of selected Auburn basketball highlights are available for the media. Highlights and postgame press conference video will be posted following each game to ImagenCloud and the SEC FTP site.

COMMUNICATIONS STAFF

Wes Todd Women's Basketball contact
cell: 334-750-5682
email: wlt0006@auburn.edu
Kirk Sampson Associate AD
cell: 334-750-1385
email: sampska@auburn.edu

GENERAL INFORMATION

Location..... Auburn, Ala.
Founded1856
Enrollment.....30,737
Nickname Tigers
Colors..... Burnt Orange and Navy Blue
Facility (Capacity) Auburn Arena (9,121)
President Dr. Jay Gogue
Director of Athletics Allen Greene
Faculty Representative Dr. Beverly Marshall

WOMEN'S BASKETBALL HISTORY

First Year of Women's Basketball1971
All-Time Record (Years)..... 960-526 (51st)
All-Time SEC Record (since 1981)240-268
All-Time Home Record 451-133
at Auburn Arena (since 2010)..... 104-64
NCAA Tournament Appearances.....21
Last NCAA App./Result.....2019 - First Round
SEC Regular-Season Championships 5
..... 1981, 1987, 1988, 1989, 2009
SEC Tournament Championships..... 4
..... 1981, 1987, 1990, 1997

COACHING & SUPPORT STAFF

Head Coach.....Johnnie Harris
Alma Mater, Year Arkansas Baptist, 1996
Overall Record 8-8 / 1st year
Auburn Record 8-8 / 1st year
Associate Head Coach (Year) Bob Starkey (1st)
Assistant Coach (Year)Damitria Buchanan (1st)
Assistant Coach (Year) Ketara Chapel (1st)
Strength & Conditioning CoachJen Jones
Director of Basketball OperationsAlex Stewart
Director of Player Development..... Savannah Carter
Special Asst. to the Head Coach..... Reneisha Bolden
Athletic Trainer..... Catherine Gordon
Graduate Assistants..... Sean Holmes, Maurely Bland

GAMEDAY EXPERIENCE: AUBURN ARENA

>> Auburn Arena is in its 12th season as home of Auburn Basketball. The Tigers are 104-64 since moving to the Arena in 2010-11. The facility seats 9,121 for basketball and also hosts Auburn volleyball and gymnastics.



TEAM INFORMATION

2020-21 Record..... 5-19
2020-21 SEC Record..... 0-15
SEC Finish..... 13th
Starters Returning/Lost3/2
Letterwinners Returning/Lost 9/6
Newcomers.....

AUBURN TIGERS SPEED CHART

Overall: 8-8 SEC: 0-5

Head Coach: Johnnie Harris (1st season)

PRONUNCIATION GUIDE

Aicha Coulibaly - ay-EE-sha coo-li-BALL-ee
 Amoura Graves - ah-MOOR-ah
 Jala Jordan - JAY-lah
 Romi Levy - RO-mee LEV-ee

Adaora Onwumelu - ah-DOOR-ah ON-woo-MEL-oo
 Sania Wells - sa-NYE-uh
 Kiyae' White - kye-YAY
 Xaria Wiggins - ZARR-ee-ah

		Pts	Reb	Ast	Stl	Blk	
0	AMOURA GRAVES G/F • 6-0 • Fr. • Ponchatoula, La. • Ponchatoula HS	Season High	8	4	1	2	1
		Career High	8	4	1	2	1
		PPG RPG APG FG 3FG FT	2.0	1.5	0.1	.345	.294
							LAST GAME (at TAMU): 4 points, 2 rebounds, 1 ast, 1 stl • Season-high 8 pts on 2-3 3FG vs. North Florida (11/30) • 2020, 2021 LSWA All-State First Team • Led Ponchatoula HS to 31-1 record as senior • Averaged 22.4 points as a HS senior
1	XARIA WIGGINS G • 6-1 • Sr. • Virginia Beach, Va. • Mississippi State	Season High	7	4	3	1	1
		Career High	13	6	5	3	2
		PPG RPG APG FG 3FG FT	21-22	1.3	1.6	0.6	.212
							LAST GAME (at TAMU): Played 1 minute • Scored first Auburn points vs. ASU (5 pts, 4 reb) • Transferred to Auburn in spring after 3 years at Miss. St. • Played in 72 games over three seasons at MSU • Career-high 13 points at Georgia (1/5/20)
2	SANIA WELLS G • 5-7 • Jr. • Moss Point, Miss. • East Central HS	Season High	20	6	7	3	2
		Career High	20	6	7	3	2
		PPG RPG APG FG 3FG FT	21-22	10.8	3.0	2.2	.336
							LAST GAME (at TAMU): 10 points, 1 rebound, 2 assists • 46-49 FTs so far in 2021-22; leads SEC, 6th NCAA • Career-high 20 points at Mizzou (1/6) • Career-high 7 assists vs. Ala. St. (11/16) • Played 23 of 24 games in '21; averaged 3.3 pts, 0.8 reb
3	ANNIE HUGHES G • 5-9 • Jr. • Dutton, Ala. • Pisgah HS	Season High	21	10	7	5	-
		Career High	21	10	7	5	1
		PPG RPG APG FG 3FG FT	21-22	6.3	3.1	1.8	.392
							LAST GAME (at TAMU): 6 points, 1 rebound, 1 assist • Career-high 21 points (5-7 3FG), 5 stl vs. CSU (11/26) • Career-high 7 assists vs. Kennesaw St. (12/20) • Played all 40 mins vs. Ga. Tech, Belmont, Kennesaw • Only AU player to appear in every game last 2+ seasons
4	RILEY DONAHUE G • 5-10 • So. • Atlanta, Ga. • Marist School	Season High	3	2	-	1	-
		Career High	3	2	-	1	-
		PPG RPG APG FG 3FG FT	21-22	0.9	0.4	0.0	.200
							LAST GAME (at TAMU): 2 points (2-2 FT), 1 rebound • Hit 3-pointer late in win over Grambling (12/18) • Played career-high 7 mins vs. CSU; 1 pt, 2 reb, 1 stl • Scored first AU points on 3FG in last minute vs. GWU • Joined Tigers as walk-on in August 2020
5	AICHA COULIBALY G/F • 6-0 • So. • Mali • IMG Academy (Fla.)	Season High	27	13	3	6	2
		Career High	27	13	3	6	2
		PPG RPG APG FG 3FG FT	21-22	17.8	8.1	1.6	.469
							LAST GAME (at TAMU): 15 points, 9 rebounds, 3 ast, 1 stl • SEC Player of the Week (12/7) • 20+ pts in 5 games; career-hi 27 vs. CSU (11/26) • 3 double-doubles (last: 17p/12r at Alabama) • 3rd AU WBB player from Africa (C. Correia; K. Dieng)
10	KIYAE' WHITE F • 6-2 • R-Sr. • Macungie, Pa. • Emmaus HS	Season High	15	9	1	3	2
		Career High	15	11	4	3	2
		PPG RPG APG FG 3FG FT	21-22	3.9	4.3	0.3	.408
							LAST GAME (at TAMU): 2 points, 2 rebounds • Tied career-hi w/ 15 points vs. Ala. St. (11/16) • Season-high 9 rebounds at Mizzou (1/6) • Missed all but one game in 20-21 (knee) • Career-high 15 points in 2020 SEC Tourn. vs. Arkansas
11	ROMI LEVY F • 6-2 • So. • Herzliya, Israel • Hof Hasharon HS	Season High	-	-	-	-	-
		Career High	13	12	7	6	2
		PPG RPG APG FG 3FG FT	21-22	-	-	-	-
							• Out for 2021-22 season with torn ACL • 2021 SEC All-Freshman Team (5.4 pts, 3.9 rebs) • First AU WBB player from Israel
12	MAR'SHAUN BOSTIC G • 5-8 • Fr. • St. Louis, Mo. • Vashon HS	Season High	8	4	4	3	1
		Career High	8	4	4	3	1
		PPG RPG APG FG 3FG FT	21-22	2.2	1.7	1.8	.364
							LAST GAME (at TAMU): 3 rebounds, 2 assists, 2 steals • 4 points, 3 steals at Georgia Tech (11/21) • First collegiate points at ODU (11/14) • First-team All-Metro by St. Louis Post-Dispatch in '21 • Scored 1,352 points in HS career
14	JALA JORDAN F • 6-2 • R-Jr. • Philadelphia, Pa. • West Virginia	Season High	23	10	2	2	3
		Career High	23	10	4	2	3
		PPG RPG APG FG 3FG FT	21-22	6.1	4.1	0.4	.426
							LAST GAME (at TAMU): 2 points • 1st D-D w/ career-hi 23 pts, 10 reb vs. Grambling (12/18) • 10 pts, 9 rebs in win at Belmont (12/15) • 2-2 3FG, 7 pts, 5 reb vs. Alabama St. (11/16) • Played in 15 games, started 7 in 20-21 (7.2 ppg, 3.2 rpg)
20	ADAORA ONWUMELU F • 6-2 • R-So. • Douglasville, Ga. • Iona	Season High	2	5	-	-	1
		Career High	2	5	-	-	1
		PPG RPG APG FG 3FG FT	21-22	1.4	1.9	0.0	.222
							LAST GAME (at TAMU): 1 rebound • Made collegiate debut at ODU w/ 2 pts, 5 reb (11/14) • Transfer from Iona; joined Tigers as walk-on • All-region first-team at Lithia Springs HS in '19
23	HONESTY SCOTT-GRAYSON G • 5-8 • R-Jr. • Brick, N.J. • Baylor	Season High	22	11	6	5	4
		Career High	30	11	6	5	4
		PPG RPG APG FG 3FG FT	21-22	12.6	6.0	2.4	.362
							LAST GAME (at TAMU): 9 points, 6 rebounds, 1 ast, 1 blk • Season-hi 22 points vs. Oklahoma St (12/5) • Back-to-back double-doubles vs. ODU, ASU • Only AU player to start all 24 games in 20-21 • Career-high 30 pts vs. Mizzou (2/7/21)
24	CARSEN McFADDEN G • 5-7 • So. • Fairview, Texas • Lovejoy HS	Season High	2	1	1	-	-
		Career High	3	1	3	1	-
		PPG RPG APG FG 3FG FT	21-22	0.4	0.8	0.2	.167
							LAST GAME (at TAMU): Played 2 minutes • Played 9 mins vs. CSU; scored first points of season • Played in 6 games as a freshman in 20-21 • Scored 3 points in win over South Alabama (12/13/20) • Joined Tigers as walk-on in August 2020
51	PRECIOUS JOHNSON C • 6-5 • So. • Baytown, Texas • Texas	Season High	7	5	-	-	2
		Career High	7	5	-	1	2
		PPG RPG APG FG 3FG FT	21-22	4.0	2.7	0.0	.500
							LAST GAME (at TAMU): 3 points, 1 rebound • 1st collegiate start at Florida; 7 points, 5 rebs, 2 blks • Made Auburn debut vs. LSU; 2 pts, 2 reb in 9 mins • Transferred to Auburn following fall semester • Appeared in 9 games at Texas in 2020-21

Inside the Matchup

Auburn vs. Alabama 53-43 (.552)

In Auburn: 31-12
 --At Auburn Arena: 7-4
 In Tuscaloosa: 18-26
 Neutral Sites: 4-5
 Trend: Alabama has won the last 5 meetings

(17 meetings prior to 1980 omitted for space)

Jan. 23, 1980	W	77-71	Auburn
Jan. 12, 1981	L	65-66	Tuscaloosa, Ala.
Feb. 1, 1981	W	61-50	Baton Rouge, La.
Feb. 28, 1981	W	67-50	Troy, Ala.
Jan. 27, 1982	W	72-56	Auburn
Feb. 22, 1982	W	63-59	Tuscaloosa, Ala.
Jan. 5, 1983	W	60-49	Auburn
Feb. 9, 1983	W	79-63	Tuscaloosa, Ala.
Jan. 4, 1984	L	56-65	Auburn
Feb. 9, 1984	L	60-64	Tuscaloosa, Ala.
Jan. 16, 1985	W	71-53	Auburn
Feb. 18, 1985	L	67-84	Tuscaloosa, Ala.
Jan. 15, 1986	W	87-86 (OT)	Tuscaloosa, Ala.
Feb. 21, 1987	W	78-60	Auburn
Mar. 5, 1987	W	89-61	Albany, Ga. *
Jan. 27, 1988	W	88-57	Tuscaloosa, Ala.
Feb. 18, 1989	W	89-44	Auburn
Feb. 21, 1990	L	68-71	Tuscaloosa, Ala.
Feb. 2, 1991	W	77-48	Auburn
Feb. 12, 1992	L	69-72	Tuscaloosa, Ala.
Feb. 17, 1993	W	93-67	Auburn
Feb. 16, 1994	L	71-84	Tuscaloosa, Ala.
Jan. 24, 1995	W	86-70	Auburn
Jan. 24, 1996	L	67-69	Tuscaloosa, Ala.
Feb. 13, 1996	W	75-58	Auburn
Mar. 2, 1996	L	59-65	Chattanooga, Tenn. *
Jan. 7, 1997	L	65-68	Auburn
Feb. 11, 1997	L	57-89	Tuscaloosa, Ala.
Jan. 7, 1998	L	48-62	Tuscaloosa, Ala.
Feb. 11, 1998	L	45-62	Auburn
Jan. 7, 1999	W	73-69	Auburn
Feb. 11, 1999	L	57-72	Tuscaloosa, Ala.
Feb. 26, 1999	L	72-76	Chattanooga, Tenn. *
Jan. 13, 2000	W	69-51	Auburn
Feb. 13, 2000	W	69-59	Tuscaloosa, Ala.
Jan. 11, 2001	L	53-60	Tuscaloosa, Ala.
Feb. 11, 2001	L	60-61	Auburn
Mar. 1, 2001	L	55-59	Memphis, Tenn. *
Jan. 24, 2002	L	70-78	Tuscaloosa, Ala.
Feb. 10, 2002	L	57-60	Auburn
Jan. 19, 2003	W	65-61	Auburn
Feb. 27, 2003	L	62-67	Tuscaloosa, Ala.
Jan. 22, 2004	W	70-61	Auburn
Feb. 26, 2004	W	72-40	Tuscaloosa, Ala.
Jan. 23, 2005	W	59-43	Auburn
Feb. 17, 2005	W	74-63	Tuscaloosa, Ala.
Jan. 8, 2006	L	54-68	Tuscaloosa, Ala.
Jan. 26, 2006	W	65-56	Auburn
Jan. 7, 2007	W	63-58	Tuscaloosa, Ala.
Feb. 1, 2007	W	93-61	Auburn
Jan. 28, 2008	W	62-48	Tuscaloosa, Ala.
Feb. 14, 2008	W	74-49	Auburn
Jan. 22, 2009	W	84-66	Auburn
Feb. 8, 2009	W	81-54	Tuscaloosa, Ala.
Jan. 14, 2010	W	74-62	Auburn
Feb. 7, 2010	L	53-55	Tuscaloosa, Ala.
Jan. 2, 2011	W	66-55	Tuscaloosa, Ala.
Feb. 17, 2011	L	51-59	Auburn
Jan. 5, 2012	W	65-55	Tuscaloosa, Ala.
Feb. 23, 2012	W	81-40	Auburn
Jan. 24, 2013	L	51-61	Tuscaloosa, Ala.
Feb. 17, 2013	W	70-53	Auburn
Jan. 16, 2014	W	61-39	Tuscaloosa, Ala.
Feb. 27, 2014	W	70-65 (2OT)	Auburn
Jan. 22, 2015	L	50-51	Tuscaloosa, Ala.
March 1, 2015	W	80-73	Auburn
Jan. 14, 2016	W	72-59	Auburn
Feb. 7, 2016	W	59-55	Tuscaloosa, Ala.
Jan. 29, 2017	W	66-55	Tuscaloosa, Ala.
Feb. 20, 2017	L	61-63 (OT)	Auburn
Jan. 28, 2018	W	69-60	Auburn
Feb. 18, 2018	L	60-70	Tuscaloosa, Ala.
Jan. 10, 2019	W	66-56	Tuscaloosa, Ala.
Feb. 17, 2019	W	77-38	Auburn
March 7, 2019	W	53-52	Greenville, S.C. *
Jan. 12, 2020	L	48-75	Auburn
Feb. 9, 2020	L	64-68	Tuscaloosa, Ala.
Jan. 24, 2021	L	55-67	Tuscaloosa, Ala.
Feb. 14, 2021	L	78-92	Auburn
Jan. 2, 2022	L	53-56	Tuscaloosa, Ala.

*SEC Tournament

Auburn Women's Basketball Quick Hitters

- This is the 97th meeting between Auburn and Alabama in women's basketball, the second this season
- Auburn is 53-43 all-time against Alabama with a 31-12 lead at home
- Alabama won the season's first meeting 56-53 on Jan. 2 in Tuscaloosa
- Auburn's Aicha Coulibaly was named SEC Player of the Week on Dec. 7 after averaging 25.0 points over the last three games
- Coulibaly has scored 20+ points in six games: 27 vs. Charleston Southern, 23 vs. North Florida, 25 vs. Oklahoma State, 24 at Belmont, 23 vs. Kennesaw State, 24 at Florida
- Coulibaly is averaging 17.8 points/game, which ranks fourth in the SEC
- Coulibaly has three double-doubles this season to lead the Tigers
- Junior Sania Wells leads the SEC and ranks 8th nationally in free-throw percentage at .925 (49-53); she was 8-8 in the win over North Florida (11/30) and 6-6 at Belmont (12/15)
- Precious Johnson made her Auburn debut vs. LSU (1/9), then made her first collegiate start at Florida (1/13), scoring 7 points with 5 rebounds
- Jala Jordan recorded her first career double-double with a career-high 23 points and 10 rebounds against Grambling
- Annie Hughes' career-high five 3-pointers vs. Charleston Southern were the most by an Auburn player since Erin Howard made five vs. Vanderbilt in the 2020 SEC Tournament; she also scored a career-high 21 points in the game
- The Tigers forced Charleston Southern into 30 turnovers, the most by an Auburn opponent since the 2018-19 season
- All 13 Auburn players scored and had a rebound in the win over Charleston Southern
- Auburn earned its first road win over a ranked opponent since 2014 with a 59-51 victory at No. 18 Georgia Tech on Nov. 21; it snapped a 36-game losing streak to AP-ranked opponents that dated back to 2016
- ESPN's Mechelle Voepel named Harris her national Coach of the Week after the Tigers' win at Georgia Tech
- Honesty Scott-Grayson and Annie Hughes played all 40 minutes in the win at Georgia Tech; it was the first time an Auburn player never left the floor since Jordan Greenleaf played all 40 minutes against Florida in the SEC Tournament on March 4, 2010; Hughes played all 40 minutes again at Belmont on Dec. 15 and again vs. Kennesaw State Dec. 20; Scott-Grayson pulled off the feat at Alabama (1/2)
- Auburn's win over Alabama State on Nov. 16 was the first victory of Johnnie Harris' head coaching career
- Honesty Scott-Grayson recorded double-doubles in two straight games with a 21-point, 10-rebound performance vs. Alabama State (11/16) and a 10-point, 11-rebound game at Old Dominion (11/14)
- Aicha Coulibaly and Honesty Scott-Grayson recorded their first collegiate double-doubles at Old Dominion; it was the first time two Auburn players had a double-double in the same game since Unique Thompson and Janiah McKay vs. Grambling in 2018
- Wells scored a career-high 19 points along with 6 rebounds and 5 assists vs. Georgia Southern (11/11)
- Wells had a career-high 7 assists vs. Alabama State (11/16)
- Amoura Graves and Mar'Shaun Bostic made their NCAA Division I debuts vs. Georgia Southern (11/11), and Xaria Wiggins played her first game for Auburn as well; Adaora Onwumelu made her debut at Old Dominion (11/14)
- Auburn's 50 rebounds vs. Georgia Southern (11/11) equaled the season high from the 2020-21 season (50 vs. Arkansas, 2/23/21); the Tigers topped that with 51 boards vs. Alabama State, their most since pulling down 55 vs. Ole Miss on Jan. 23, 2020
- Auburn is in its 51st season of women's basketball and has 960 program wins
- Sophomore Romi Levy, an SEC All-Freshman Team selection in 2021, will miss the 2021-22 season with a torn ACL suffered in practice Oct. 31
- In SEC preseason polls, Auburn was picked to finish 13th by both the media and the league's coaches

INDIVIDUAL CATEGORY LEADERS

Auburn	Alabama
Aicha Coulibaly - 17.8	Points..... Brittany Davis - 15.8
Aicha Coulibaly - 8.1	Rebounds Brittany Davis - 7.3
Honesty Scott-Grayson - 2.4	Assists Hannah Barber - 3.2
Aicha Coulibaly - 2.0	Steals JaMya Mingo-Young - 2.2
Jala Jordan - 0.9	Blocks Jada Rice - 1.6
Aicha Coulibaly - 32.5	Minutes Played Hannah Barber - 31.0
Aicha Coulibaly - .469	Field Goal Percentage JaMya Mingo-Young - .500
Annie Hughes - .333	3-Point Percentage Hannah Barber - .429
Sania Wells - .925	Free-Throw Percentage Megan Abrams - .722

OPENING TIP

- » After playing four of its first five SEC games on the road, Auburn is back inside Auburn Arena for its next three games, beginning Sunday as Alabama is in town for a 3 p.m. CT tip.
- » Auburn is 8-8, 0-5 in SEC play, after falling at Texas A&M 71-53 last Sunday.
- » Alabama is 10-8 overall, 1-6 in league play. The Tide fell at home to Arkansas 99-71 Thursday night.

HONORING A LEGEND

- » Auburn will unveil a banner prior to Sunday's game in recognition of Hall of Fame head coach Joe Ciampi, who led the Tigers from 1979-2004. In his 25-year tenure, he never had a losing season, averaged 23 wins per season, won four SEC regular-season titles and four SEC Tournaments, and he took the Tigers to three straight Final Fours in 1988, 1989 and 1990.
- » Sunday's game is also a celebration of 50 Years of Auburn Women's Basketball as alumni from the program's five decades will be on hand; they will be recognized on the court at halftime.

LAST TIME OUT

- » Auburn outscored Texas A&M in the second half, but a dreadful second quarter was too much to overcome in a 71-53 Aggie win Sunday afternoon at Reed Arena.
- » The Tigers fought early foul trouble to all of its bigs, and Texas A&M took advantage of its size, outscoring Auburn 25-6 in the second quarter to take a 44-18 halftime lead. Auburn outscored the Aggies 35-27 in the second half, but the deficit was too large.
- » Despite playing limited minutes, Coulibaly led Auburn with 15 points and nine rebounds. Sania Wells added 10 points, and Honesty Scott-Grayson shook off a scoreless first half to finish with nine points and six rebounds.
- » A&M outshot Auburn 46 to 37 percent and controlled the boards, pulling down 41 rebounds to Auburn's 29. The Aggies also got 33 points off their bench, including a career-high 20 from post player Sydnee Roby. A&M hit six 3-pointers to Auburn's one, and the Aggies were 9-for-9 at the free-throw line while Auburn struggled at 10-of-18.

UP NEXT

- » Auburn has another game in about 48 hours as No. 21 Kentucky visits Auburn Arena Tuesday at 7 p.m. CT. The game was rescheduled from Dec. 30.
- » The Tigers have a third game this week as No. 5 Tennessee travels to the Plains Thursday for a 7 p.m. CT tip.

AN AUBURN WIN WOULD...

- » Be head coach Johnnie Harris' first SEC victory.
- » Be Auburn's first SEC win since Feb. 25, 2020, at Missouri.
- » Snap a five-game skid against Alabama.

AUBURN-ALABAMA SERIES

- » This is the 97th meeting between Auburn and Alabama in women's basketball, the second of two scheduled contests this season. It is the second-most played women's basketball series in the SEC, behind only Ole Miss-Mississippi State.
- » Auburn is 53-43 all-time against Alabama, including a 31-12 lead in Auburn and a 7-4 edge in Auburn Arena. Alabama has won the last four meetings.

LAST MEETING: Jan. 2, 2022, at Tuscaloosa**Alabama 56, Auburn 53**

- » Aicha Coulibaly picked up her third double-double of the season, and Auburn cut a 13-point deficit to three in the final minute but could not overtake Alabama, falling 56-53 Sunday in the SEC opener at Coleman Coliseum.
- » Sania Wells knocked down a 3-pointer with a minute to play to cut Alabama's lead to 54-51 and got a stop on the Tide's ensuing possession, but the Tigers (8-4, 0-1) were unable to get a good look, and Alabama (10-3, 1-1) made late free throws to secure the win.
- » Coulibaly recorded her second straight double-double with 17 points and 12 rebounds; it was her third of the season. Honesty Scott-Grayson also had 17 points to share the team lead. Sania Wells added nine points.
- » Auburn shot 30.0 percent from the field (18-60) and was just 3-of-15 from long range. Alabama was not much better at 31 percent overall, 22.2 percent on 3-pointers. Turnovers were costly for Auburn early; Alabama got 10 points of 12 Auburn giveaways in the opening 20 minutes. The Tide out-rebounded Auburn 46-43.

SCOUTING ALABAMA

- » Alabama is 10-8 overall, 1-6 in SEC play. The Tide have dropped five straight, the most recent a 99-71 loss to Arkansas at home Thursday night.
- » Alabama averages 72.2 points per game while giving up 61.8/game. In SEC play, the Tide are scoring 62.0 and giving up 74.6.
- » Brittany Davis leads the Tide with 15.8 points per game, which ranks 10th in the SEC. She is also Bama's leading rebounder with 7.3 per game. Davis and Hannah Barber rank third and fourth, respectively, in the SEC in 3-pointers made with 2.4 and 2.3.

SCOUTING AUBURN

- » Auburn is 8-8, 0-5 in SEC play. The Tigers have dropped three heartbreakers in SEC road games so far, the last being a 68-63 loss at Florida last Thursday where the Tigers led in the final minute. Auburn fell at Texas A&M 71-53 last Sunday in their last outing.
- » With wins at No. 18 Georgia Tech on Nov. 21 and at home over Oklahoma State on Dec. 5, the Tigers have two wins over non-conference Power 5 opponents for the first time since the 2018-19 season.
- » Sophomore Aicha Coulibaly leads Auburn and is fourth in the SEC in scoring with 17.8 points/game. She is also the Tigers' top rebounder with 8.1 rebounds per game (7th SEC). She has topped the 20-point mark in six contests, scoring a career-high 27 against Charleston Southern, 23 against North Florida, 25 vs. Oklahoma State, 24 at Belmont, 23 vs. Kennesaw State, and 24 at Florida. She also has three double-doubles this season, including 17 points and 12 rebounds at Alabama. For her efforts against UNF and OSU, she was named SEC Player of the Week on Dec. 7.
- » Redshirt junior Honesty Scott-Grayson is averaging 12.6 points and 6.0 rebounds, and she has recorded two double-doubles. She was the Tigers' leading returner from 2020-21 in most statistical categories: scoring (14.5 ppg), rebounding (4.1 rpg), assists (1.7 apg), steals (2.1 APG) and shooting (.406 FG/.301 3FG/.761 FT).
- » Junior Sania Wells has returned to her natural

SEC STANDINGS & SCHEDULE

	<i>(thru games of Jan.20)</i>					
	SEC Games			All Games		
	W	L	Pct.	W	L	Pct.
Tennessee	6	0	1.000	17	1	.944
South Carolina	5	1	.833	17	1	.944
LSU	5	1	.833	17	2	.895
Ole Miss	4	1	.800	16	2	.889
Georgia	4	2	.667	15	3	.833
Florida	4	2	.667	14	5	.737
Missouri	3	3	.500	14	5	.737
Arkansas	2	3	.400	12	6	.667
Mississippi St.	2	3	.400	11	6	.647
Kentucky	1	3	.250	8	6	.571
Vanderbilt	1	4	.200	10	9	.526
Texas A&M	1	5	.167	11	7	.611
Alabama	1	6	.143	10	8	.556
AUBURN	0	5	.000	8	8	.500

Thursday, Jan. 20

- *Florida 77, Kentucky 52
- *Georgia 66, Mississippi State 63
- *Ole Miss 80, Texas A&M 63
- *Missouri 66, Vanderbilt 52
- *Arkansas 99, Alabama 71

Sunday, Jan. 23

- *Ole Miss at Kentucky, 11 a.m. (SECN)
- *Tennessee at Georgia, 1 p.m. (SECN)
- *LSU at Florida, 1 p.m. (+)
- *Alabama at Auburn, 3 p.m. (ESPNU)
- *Mississippi State at Arkansas, 3 p.m. (SECN)
- *Texas A&M at Missouri, 5 p.m. (SECN)

Monday, Jan. 24

- *Vanderbilt at South Carolina, 6 p.m. (SECN)



Tuesday, Jan. 25

- *Kentucky at Auburn, 7 p.m. (+)

Thursday, Jan. 27

- Connecticut at South Carolina, 6 p.m. (ESPN)
- *Tennessee at Auburn, 7 p.m. (+)
- *LSU at Arkansas, 7:30 p.m. (SECN)
- *Kentucky at Vanderbilt, 7 p.m. (+)
- *Missouri at Mississippi State, 5:30 p.m. (SECN)

Inside the Numbers

CATEGORY		
	AUBURN	ALABAMA
Points Per Game	64.4	72.2
Scoring Margin	+3.9	+10.4
Field Goal %	38.9%	41.4%
Opp. Field Goal %	38.1%	39.4%
3 pt Field Goal %	26.6%	32.9%
Opp. 3FG %	25.6%	29.5%
Rebounds	38.9	40.1
Opp. Rebounds	37.6	37.3
Rebound Margin	+1.3	+2.8
Turnovers	15.7	15.1
Opp. Turnovers	17.7	17.6
Steals	8.1	9.4
Opp. Steals	6.3	7.4
Blocks	3.3	3.3
Opp. Blocks	4.9	4.8

Associated Press Top 25

(Week 11: Jan. 17)

Rk	Team	Record	Prev
1	South Carolina (28)	17-1	1
2	Stanford	13-3	2
3	Louisville (2)	15-1	3
4	NC State	16-2	4
5	Tennessee	17-1	5
6	Indiana	14-2	6
7	Iowa State	16-1	9
8	Michigan	15-2	11
9	Connecticut	9-3	10
10	Arizona	12-2	7
11	LSU	17-2	12
12	Maryland	12-5	8
13	Georgia	13-3	17
14	Oklahoma	15-2	23
15t	Texas	12-3	13
15t	Baylor	11-4	14
17	BYU	14-1	18
18	Georgia Tech	13-4	15
19	Notre Dame	13-3	20
20	North Carolina	14-2	21
21	Duke	11-4	16
22	Colorado	13-1	22
23	Kentucky	8-5	19
24	Florida Gulf Coast	15-1	NR
25	Iowa	10-4	NR

Also receiving votes: Ohio State, Virginia Tech, Oregon, **Ole Miss**, Kansas State, South Florida, Central Florida, **Missouri**, DePaul, Kansas, South Dakota.

USA TODAY Coaches' Top 25

(Week 11: Jan. 18)

Rk	Team	Record	Prev
1	South Carolina (26)	17-1	1
2	Louisville (6)	15-1	2
3	Stanford	13-3	3
4	NC State	16-2	4
5	Indiana	14-2	5
6	Tennessee	17-1	6
7	Iowa State	16-1	9
8	Michigan	15-2	10
9	Arizona	12-2	7
10	LSU	17-2	14
11	Maryland	12-5	8
12	Connecticut	9-4	11
13	Georgia	14-3	15
14	Texas	12-3	12
15	BYU	14-1	17
16	Baylor	11-4	13
17	Notre Dame	13-3	19
18	Georgia Tech	13-4	16
19	Oklahoma	15-2	25
20	North Carolina	14-2	18
21	Florida Gulf Coast	15-1	23
22	Kentucky	8-5	20
23	Colorado	13-2	22
24	Duke	11-4	21
25	Ohio State	13-3	NR

Also receiving votes: Iowa, Oregon, Central Florida, South Florida, **Ole Miss**, Virginia Tech, Oregon State, Missouri State, UMass, **Texas A&M**, Liberty, **Mississippi State**, Kansas State, Gonzaga, Nebraska.

position of point guard and is averaging 10.8 points, 3.0 rebounds and 2.3 assists. Wells is the SEC's top free-throw shooter at .925 (49-53), which also ranks 8th nationally. She scored a career-high 20 points at Missouri on Jan. 6.

» Junior Annie Hughes and redshirt senior Kiyae' White have been key components of the starting lineup as well. Hughes is the only Tiger to appear in every game since the start of the 2019-20 season. White missed all but one game last season, but is averaging 3.9 points and has played in all but one game this year. Hughes scored a career-high 21 points and hit 5 3-pointers against Charleston Southern on Nov. 26. White had a season-high 9 rebounds at Mizzou.

» Junior Jala Jordan has been exceptional on the defensive end, leading the Tigers with 14 blocks and pulling down 4.1 rebounds in 14.4 minutes/game off the bench. She recorded her first career double-double with a career-high 23 points and 10 rebounds against Grambling on Dec. 18, and she made her first start of the season at Alabama on Jan. 2.

» The Tigers will be without sophomore Romi Levy for the 2021-22 season after she suffered a torn ACL in practice just before the start of the season.

» Precious Johnson, a 6-5 transfer from Texas, joined the Tigers for the spring semester and made her Auburn debut Jan. 9 vs. LSU, then made her first collegiate start four days later at Florida, scoring 7 points along with 5 rebounds.

AUBURN HONOR ROLL

» Aicha Coulibaly: SEC Player of the Week (12/7)

WHOLE TEAM EFFORT

» All 13 players scored at least one point and had at least one rebounds in the Tigers' 91-42 win over Charleston Southern on Nov. 26.

» The last time every available Auburn player scored and had a rebound in a game was Nov. 6, 2018, against Grambling State, a 97-48 Auburn win.

TECH WRECKED

» Auburn earned one of its biggest wins of the last decade Nov. 21 at Georgia Tech, stunning the No. 18 Yellow Jackets 59-51. It was the Tigers' first road win over a ranked opponent since 2014, and the first win over an AP-ranked foe at any location since 2016. The Yellow Jackets have since beaten ranked foes Georgia and UConn to move back into the top 25.

SEEING DOUBLE - THE POST-UNIQUE ERA

» After losing all-time leading rebounder and double-double machine Unique Thompson to graduation, it only took two games before the Tigers had a player record a double-double - two of them, in fact.

» Aicha Coulibaly (17 points, 13 rebounds) and Honesty Scott-Grayson (10 points, 11 rebounds) both recorded the first double-doubles of their collegiate careers on Nov. 14 at Old Dominion. It was the first time for two Auburn players to have a double-double in the same game since Thompson (14/13) and Janiah McKay (16/10 assists) accomplished the feat against Grambling on Nov. 6, 2018.

» Scott-Grayson made it two games in a row with a 21-point, 10-rebound performance against Alabama State on Nov. 16.

» Jala Jordan recorded the first double-double of her career with a career-high 23 points and 10 rebounds in Auburn's win over Grambling on Dec. 18.

» Coulibaly finished off the non-conference season in style with her second double-double of the year, posting a 23-point, 11-rebound game against Kennesaw State on Dec. 20.

» Coulibaly made it two in a row with 17 points and 12 rebounds at Alabama on Jan. 2 for her third of the season and first in SEC play.

THE HARRIS ERA BEGINS

» Johnnie Harris was named Auburn's seventh women's basketball coach on April 3, 2021.

» Harris came to Auburn after spending the last 17 years at Arkansas, Texas A&M, Mississippi State and Texas, helping those teams to three Final Fours and a national championship.

» She helped lead Mississippi State to a 221-62 record and five NCAA Tournament appearances, including trips to the national championship game in 2017 and 2018. During that time, MSU also won the program's first SEC regular-season and tournament titles. She also helped lead Texas to the 2021 Elite Eight in her only season on staff in Austin.

» Known as a tireless recruiter, she played a key role in inking some of the top signing classes in MSU history. The fall of 2018 saw MSU sign the nation's 6th-ranked class, the best in program history.

» Joining Harris on the Plains are associate head coach Bob Starkey and assistant coaches Damitra Buchanan and Ketara Chapel. Starkey is a veteran of 30+ years in the SEC, winning championships at LSU and Texas A&M. Buchanan and Chapel played for Harris at Texas A&M and Mississippi State, respectively, and are among the nation's top recruiters.

ON THIS DATE

» Auburn is 9-4 on January 23. The Tigers' last game on this date was in 2020, a 59-43 win over Ole Miss at home.

WELCOME TO THE FAMILY

» Six top prospects are headed to the Plains after signing National Letters of Intent and financial aid agreements on Nov. 10.

» The first class signed by Harris - which includes a top-50 blue chip recruit - is ranked No. 19 overall nationally by the Dan Olson Collegiate Girls Basketball Report, which rates third among SEC schools. It was also ranked 23rd by ESPN.

» The Tigers will welcome Kaitlyn Duhon (5-10, G, Houston, Texas); Jakayla Johnson (5-9, G, Clinton, Miss.); Mya Pratcher (6-1, F, Memphis, Tenn.); Kharyssa Richardson (6-2, F, Douglasville, Ga.); Sydney Shaw (G, 5-9, Miami, Fla.); and Audia Young (5-9, G, Tallahassee, Fla.).

TIGERS IN THE PROS

» DeWanna Bonner, a 2009 Auburn graduate, completed her 12th season in the WNBA in 2021, her second with the Connecticut Sun. She helped lead the Sun to the top seed in the playoffs and the WNBA semifinals for the second straight season.

» Unique Thompson was selected 19th overall in the 2021 WNBA Draft by the Indiana Fever and played in two preseason games before being waived. She is playing for Spartak Vidnoje in the

Russian Premier League in her first year as a professional.

IT DIDN'T COUNT, BUT...

» Auburn scored 102 points in its exhibition win over Miles College on Nov. 4. It was the first time an Auburn women's team had topped the 100-point mark in Auburn Arena, which opened in 2010.

» Kiyae' White had a double-double in the exhibition with 16 points and 13 rebounds, and Aicha Coulibaly scored 20 points.

» Auburn's last 100-point game in the regular season came on Dec. 5, 2008, when the Tigers defeated Sam Houston State 119-54 inside Beard-Eaves Memorial Coliseum.

WORKING OVERTIME

» Auburn is 22-22 all-time in overtime games and 0-1 this season. Auburn's last OT game was a 72-63 loss at Missouri on Jan. 6, 2022.

» Prior to the loss at Missouri, Auburn had gone 41 games without advancing to extra time; the previous OT contest was a home setback to No. 9 Mississippi State on Feb. 20, 2020.

LAST 5 OVERTIME GAMES

Date	Opponent	Location	Result
1/6/22	Missouri	Columbia, Mo.	L 63-72
2/20/20	Mississippi St.	Auburn	L 85-92
11/30/19	Dayton	Esteros, Fla.	W 76-74
2/3/19	Georgia	Auburn	W 59-58
12/20/18	North Carolina	Myrtle Beach, S.C.	W 86-81

THIS, THAT AND THE OTHER

» In five of Auburn's eight losses, the Tigers have had the lead or been within one possession in the final minute of regulation.

» Redshirt senior Kiyae' White earned her Master's degree in Auburn's December commencement ceremonies. She is part of the SEC's Student-Athlete Leadership Council.

Auburn in the SEC & NCAA Stats

(Thru games of 1/20/22)

Category	Value	SEC	NCAA
Scoring Offense	64.4	13th	183rd
Scoring Defense	60.5	7th	120th
Scoring Margin	+3.9	14th	156th
Free Throw Pct.	.677	9th	233rd
Field Goal Pct.	.389	14th	233rd
Field Goal Pct. Def.	.381	7th	116th
3-pt FG Pct.	.266	14th	292nd
3-pt FG Pct. Def.	.256	2nd	25th
Rebounds	38.9	10th	114th
Rebound Margin	+1.3	11th	163rd
Blocks	3.3	12th	159th
Assists	10.9	14th	295th
Steals	8.1	9th	167th
Turnover Margin	+2.0	9th	106th
Turnovers Forced	17.7	7th	117th
Assist/Turnover	0.7	14th	240th

INDIVIDUALS (All Games)

Scoring

Aicha Coulibaly	17.8	4th	60th
-----------------	------	-----	------

Rebounding

Aicha Coulibaly	8.1	7th	107th
Honesty Scott-Grayson	6.0	19th	--

Field Goal Pct.

Aicha Coulibaly	.469	8th	115th
-----------------	------	-----	-------

Free Throw Pct.

Sania Wells	.925	1st	8th
Honesty Scott-Grayson	.710	11th	--

Steals

Aicha Coulibaly	2.0	8th	137th
-----------------	-----	-----	-------

Offensive Rebounds

Aicha Coulibaly	3.1	4th	--
Kiyae' White	2.3	15th	--

Defensive Rebounds

Aicha Coulibaly	5.1	8th	--
Honesty Scott-Grayson	4.6	15th	--

NCAA NET Report (AU & Opponents)

(thru games of 1/20/22)

Rk	Team	Record	AU Result
2	South Carolina	17-1	--
7	Tennessee	17-1	--
14	LSU	17-2	L
23	Georgia	15-3	--
25	Georgia Tech	14-4	W
27	Ole Miss	16-2	--
28	Arkansas	12-6	--
41	Texas A&M	11-7	L
43	Missouri	14-5	L
55	Kentucky	8-6	--
56	Belmont	10-5	W
60	Mississippi State	11-6	--
63	Alabama	10-8	L
68	Florida	14-5	--
75	Vanderbilt	10-9	--
79	Oklahoma State	6-9	W
88	Old Dominion	12-3	L
95	AUBURN	8-8	
160	Little Rock	7-6	L
176	Georgia Southern	8-5	L
196	North Florida	5-9	W
284	Kennesaw State	4-10	W
295	Alabama State	4-9	W
327	Grambling	5-11	W
353	Charleston Southern	1-15	W

TIGERS' RECORD WHEN...

	2020-21	Harris Era
At Home.....	6-2	6-2
On the Road.....	2-6	2-6
At a Neutral Site.....	0-0	0-0
When wearing white.....	6-3	6-3
When wearing orange.....	0-0	0-0
When wearing blue "Auburn".....	2-5	2-5
When wearing blue "Tigers".....	0-0	0-0
When wearing pink.....	0-0	0-0
Leading at the half.....	8-2	8-2
Trailing at the half.....	0-6	0-6
Tied at the half.....	0-0	0-0
Scores 100+ points.....	0-0	0-0
Scores 90-99 points.....	1-0	1-0
Scores 80-89 points.....	1-0	1-0
Scores 70-79 points.....	4-0	4-0
Scores 60-69 points.....	1-3	1-3
Scores fewer than 60 points.....	1-5	1-5
Holds opponent to 41-50 points.....	2-0	2-0
Holds opponent to 31-40 points.....	0-0	0-0
Holds opponent to under 30 points.....	0-0	0-0
Force 25 or more turnovers.....	1-0	1-0
Shoots 50% FG or better.....	2-0	2-0
Shoots 40-49% FG.....	5-1	5-1
Shoots 39.9% or under FG.....	1-7	1-7
Holds opponent under 30% FG.....	2-0	2-0
Shoots higher FG% than opponent.....	7-1	7-1
Shoots lower FG% than opponent.....	1-7	1-7
Shoots same FG% as opponent.....	0-0	0-0
Shoots higher FT% than opponent.....	4-4	4-4
Shoots lower FT% than opponent.....	3-4	3-4
Shoots same FT% as opponent.....	1-0	1-0
Out-rebounds opponent.....	6-3	6-3
Out-rebounded by opponent.....	2-5	2-5
Tied in rebounds.....	0-0	0-0
Versus ranked opponent.....	1-1	1-1
In overtime.....	0-1	0-1
Games decided by 3 points or less.....	0-2	0-2
Games decided by 4-5 points.....	0-1	0-1
Games decided by 6-10 points.....	4-2	4-2
Games decided by 11-20 points.....	1-2	1-2
Games decided by 21-30 points.....	2-1	2-1
Games decided by 30+ points.....	1-0	1-0
In November.....	4-3	4-3
In December.....	4-0	4-0
In January.....	0-5	0-5
In February.....	0-0	0-0
In March.....	0-0	0-0

2021-22 Auburn Superlatives...

First Half

Most points scored in the first quarter.....	28 vs. Charleston Southern (11/26/21)
Most points scored in the second quarter.....	23 vs. Charleston Southern (11/26/21)
Most points scored in the first half.....	51 vs. Charleston Southern (11/26/21)
Fewest points scored in the first half.....	18 at Texas A&M (1/16/22)
Fewest points allowed in the first half.....	16 at Georgia Tech (11/21/21)
Most points allowed in the first half.....	44 at Texas A&M (1/16/22)
Best FG % in the first half.....	.667 vs. Oklahoma State (12/5/21)
Worst FG % in the first half.....	.250 at Old Dominion (11/14/21)
Best FG % by an opponent in the first half.....	.531 at Texas A&M (1/16/22)
Worst FG % by an opponent in the first half.....	.188 vs. Charleston Southern (11/26/21)
Most rebounds in the first half.....	28 vs. Georgia Southern (11/11/21)
Fewest rebounds in the first half.....	9 at Texas A&M (1/16/22)
Most rebounds by an opponent in the first half.....	28 vs. Georgia Southern (11/11/21)
Fewest rebounds by an opponent in the first half.....	9 vs. Oklahoma State (12/5/21)

Second Half

Most points scored in the third quarter.....	23 vs. Charleston Southern (11/26/21)
Most points scored in the fourth quarter.....	25 at Belmont (12/15/21)
Most points scored in an overtime period.....	4 at Missouri (1/6/22)
Most points scored in the second half.....	44 vs. Grambling (12/18/21)
Fewest points scored in the second half.....	19 at Old Dominion (11/14/21)
Fewest points allowed in the second half.....	20 vs. Alabama State (11/16/21)
Most points allowed in the second half.....	38 at Belmont (12/15/21)
Best FG % in the second half.....	.591 at Belmont (12/15/21)
Worst FG % in the second half.....	.206 vs. LSU (1/9/22)
Best FG % by an opponent in the second half.....	.526 at Missouri (1/6/22)
Worst FG % by an opponent in the second half.....	.167 vs. Alabama State (11/16/21)
Most rebounds in the second half.....	28 vs. Alabama State (11/16/21)
Fewest rebounds in the second half.....	9 at Missouri (1/6/22)
Most rebounds by an opponent in the second half.....	28 vs. LSU (1/9/22)
Fewest rebounds by an opponent in the second half.....	13 vs. Charleston Southern (11/26/21)

Game

Most points scored.....	91 vs. Charleston Southern (11/26/21)
Fewest points scored.....	44 at Old Dominion (11/14/21)
Most points allowed.....	76 vs. LSU (1/9/22)
Fewest points allowed.....	42 vs. Charleston Southern (11/26/21)
Best FG %.....	.604 vs. Oklahoma State (12/5/21)
Worst FG %.....	.231 vs. LSU (1/9/22)
Best FG % by an opponent.....	.510 at Missouri (1/6/22)
Worst FG % by an opponent.....	.241 vs. Charleston Southern (11/26/21)
Most rebounds.....	51 vs. Alabama State (11/16/21)
Fewest rebounds.....	29 at Georgia Tech (11/21/21) & at Texas A&M (1/16/22)
Most rebounds by an opponent.....	52 vs. LSU (1/9/22)
Fewest rebounds by an opponent.....	27 vs. North Florida (11/30/21) & vs. Grambling (12/18/21)

Miscellaneous

Highest-scoring quarter.....	28, 1Q vs. Charleston Southern (11/26/21)
Lowest-scoring quarter.....	6, 2Q at Texas A&M (1/16/22)
Highest-scoring opponent quarter.....	26, 1Q vs. LSU (1/9/22)
Lowest-scoring opponent quarter.....	4, 2Q vs. Kennesaw State (12/20/21)
Largest margin in a single quarter.....	+23, 1Q vs. Charleston Southern (11/26/21)
Largest margin of victory.....	49 vs. Charleston Southern (11/26/21)
Smallest margin of victory.....	7 vs. North Florida (11/30/21)
Largest margin of defeat.....	28 vs. LSU (1/9/22)
Smallest margin of defeat.....	2 vs. Georgia Southern (11/11/21)
Largest halftime lead.....	32 vs. Charleston Southern (11/26/21)
Smallest halftime lead.....	2 at Old Dominion (11/14/21)
Times tied at halftime.....	
Largest halftime deficit.....	26 at Texas A&M (1/16/22)
Smallest halftime deficit.....	2 vs. Georgia Southern (11/11/21)
Largest rebounding margin.....	+20 vs. Alabama State (11/16/21)
Smallest rebounding margin.....	+1 at Florida (1/13/22)
Last time tied in rebounding.....	
Largest rebounding deficit.....	-15 vs. LSU (1/9/22)
Smallest rebounding deficit.....	-2 vs. Kennesaw State (12/20/21)
Largest deficit overcome to win game.....	5 vs. Grambling (12/18/21)
Largest lead lost.....	7 at Old Dominion (11/14/21) & at Missouri (1/6/22)

MISCELLANEOUS STATISTICS

Double-Doubles	Season	Career
Aicha Coulibaly	3	3
Honesty Scott-Grayson	2	2
Jala Jordan	1	1

30+ Point Games	Season	Career
Honesty Scott-Grayson	0	1

20+ Point Games	Season	Career
Aicha Coulibaly	6	6
Honesty Scott-Grayson	1	6
Annie Hughes	1	1
Jala Jordan	1	1
Sania Wells	1	1

10+ Rebound Games	Season	Career
Aicha Coulibaly	3	4
Honesty Scott-Grayson	2	2
Annie Hughes	1	1
Jala Jordan	1	1
Romi Levy	0	2
Kiayae' White	0	1

10+ Assist Games	Season	Career
------------------	--------	--------

5+ Steal Games	Season	Career
Aicha Coulibaly	2	2
Honesty Scott-Grayson	1	3
Annie Hughes	1	1
Romi Levy	0	2

5+ Block Games	Season	Career
----------------	--------	--------

GAMES LED AUBURN IN...

Scoring	Season	Career
Aicha Coulibaly	10	11
Honesty Scott-Grayson	3	12
Sania Wells	3	3
Jala Jordan	1	2

Rebounding	Season	Career
Aicha Coulibaly	9	9
Honesty Scott-Grayson	5	7
Kiyae' White	1	2
Annie Hughes	1	1
Jala Jordan	1	1
Sania Wells	1	1
Romi Levy	0	1

Assists	Season	Career
Honesty Scott-Grayson	6	13
Sania Wells	5	7
Mar'Shaun Bostic	3	3
Annie Hughes	2	4
Aicha Coulibaly	2	3
Romi Levy	0	4
Jala Jordan	0	1
Carsen McFadden	0	1
Kiyae' White	0	2

(includes games where lead was shared)

2021-22 DOUBLE-DOUBLES

Aicha Coulibaly (17 pts/13 reb) at Old Dominion
 H. Scott-Grayson (10 pts/11 reb) at Old Dominion
 H. Scott-Grayson (21 pts/10 reb) vs. Alabama State
 Jala Jordan (23 pts/10 reb) vs. Grambling
 Aicha Coulibaly (23 pts/11 reb) vs. Kennesaw State
 Aicha Coulibaly (17 pts/12 reb) at Alabama

Last Time an Auburn Team...

Scored 90 points	Auburn 91, Charleston Southern 42, in Auburn, Ala. (Nov. 26, 2021)
Scored 90 points in an SEC game	Auburn 95, Missouri 82, in Columbia, Mo. (Feb. 27, 2020)
Scored 100 points	Auburn 119, Sam Houston State 54, in Auburn, Ala. (Dec. 5, 2008)
Scored 100 points against an SEC opponent	Auburn 102, Tennessee 96, SEC Tournament in Albany, Ga. (Mar. 6, 1987)
Scored 100 points in an SEC regular-season game	Auburn 111, Vanderbilt 67, in Auburn, Ala. (Feb. 18, 1987)
Scored 100 points at home	Auburn 119, Sam Houston State 54, in Auburn, Ala. (Dec. 5, 2008)
Scored 100 points in a true road game	Auburn 103, Mercer 29, in Macon, Ga. (Feb. 23, 1987)
Scored 110+ points	Auburn 119, Sam Houston State 54, in Auburn, Ala. (Dec. 5, 2008)
Scored 80 points and lost	Mississippi State 92, Auburn 85 [OT] in Auburn, Ala. (Feb. 20, 2020)
Scored 90 points and lost	Kentucky 91, Auburn 90 [2OT], in Auburn, Ala. (Feb. 2, 1986)
Scored 100 points and lost	Never
Scored 50-59 points in a half	51 (1st half) vs. Charleston Southern in Auburn, Ala. (Nov. 26, 2021)
Scored 60 or more points in a half	62 (2nd half) vs. Drake in New Orleans, La. (Dec. 21, 2016)
Scored 30 or more points in a quarter	34 (3rd quarter) - at Missouri in Columbia, Mo. (Feb. 27, 2020)
Scored 50 points or less in a game	49 - at Little Rock in Little Rock, Ark. (Nov. 24, 2021)
Scored 50 points or less and won	Auburn 47, Missouri 45 [SEC] in Jacksonville, Fla. (March 3, 2016)
Scored 40 points or less in a game	Georgia 63, Auburn 30, in Athens, Ga. (Jan. 28, 2016)
Scored less than 10 points in a quarter	7 points (4th quarter) vs. LSU in Auburn, Ala. (Jan. 9, 2022)
Scored less than 20 points in a 1st half	18 points at Texas A&M in College Station, Texas (Jan. 16, 2022)
Scored less than 20 points in a 2nd half	19 points at Old Dominion in Norfolk, Va. (Nov. 14, 2021)
Had 35+ rebound margin	36 - (52-16) vs. Alabama A&M in Normal, Ala. (Nov. 19, 2013)
Had 25+ rebound margin	33 - (53-26) vs. Grambling State in Auburn, Ala. (Nov. 6, 2018)
Had 20+ rebound margin	20 (51-31) vs. Alabama State in Auburn, Ala. (Nov. 16, 2021)
Attempted 30 free throws	30 - vs. Grambling in Auburn, Ala. (Dec. 18, 2021)
Attempted 35 free throws	35 - vs. Charleston Southern in Auburn, Ala. (Nov. 26, 2021)
Attempted 40 free throws	41 - vs. Alabama State in Auburn, Ala. (Nov. 15, 2006)
Attempted 5 free throws or less	3 - at Texas A&M in College Station, Texas (Feb. 23, 2020)
Did not attempt a free throw	Never
Made 20-24 free throws	20 - vs. Grambling in Auburn, Ala. (Dec. 18, 2021)
Made 25+ free throws	26 - vs. Charleston Southern in Auburn, Ala. (Nov. 26, 2021)
Made 30 free throws	31 - vs. Northwestern State (31-43) (Dec. 30, 2003)
Had 25 assists	25 - vs. Ole Miss in Auburn, Ala. (Jan. 8, 2017)
Had 25 turnovers	27 - vs. Georgia in Auburn, Ala. (Jan. 3, 2021)
Had 10 turnovers or less	9 - at Georgia Tech in Atlanta, Ga. (Nov. 21, 2021)
Had 25+ steals	Never
Had 20-24 steals	21 - vs. Georgia in Auburn, Ala. (Feb. 3, 2019)
Had 15-19 steals	19 - vs. Charleston Southern in Auburn, Ala. (Nov. 26, 2021)
Had 10-14 blocks	10 - vs. Louisiana Tech in Auburn, Ala. (Nov. 19, 2017)
Had 15+ blocks	15 - at Florida International in Miami, Fla. (Dec. 29, 2014)
Won an overtime game	Auburn 74, Dayton 72 [10T] in Estero, Fla. (Nov. 30, 2019)
Lost an overtime game	Missouri 72, Auburn 63 [10T] in Columbia, Mo. (Jan. 6, 2022)
Played a double overtime game	Auburn 70, Alabama 65 [2OT] in Auburn, Ala. (Feb. 27, 2014)
Played three or more overtimes	Never
Shot 70% for a half	70.4% (19-of-27), 2nd half at Elon in Elon, N.C. (Dec. 22, 2018)
Shot 60% for a game	60.4% (29-of-48) vs. Oklahoma State in Auburn, Ala. (Dec. 5, 2021)
Shot less than 30% for a game	23.1% (15-of-65) vs. LSU in Auburn, Ala. (Jan. 9, 2022)
Shot 90-99.9% from the free throw line (min. 10 attempts)	90.5% (19-of-21) at Arkansas in Fayetteville, Ark. (Jan. 31, 2021)
Shot 100% from the free throw line (min. 10 attempts)	100% (16-of-16) vs. Texas A&M in Auburn, Ala. (Jan. 7, 2018)
Shot 50% on 3-pointers (minimum 5 attempts)	53.8% (7-of-13) vs. Charleston Southern in Auburn, Ala. (Nov. 26, 2021)
Shot 20-30% in a half	28.6% (8-of-28), 1st half at Texas A&M in College Station, Texas (Jan. 16, 2022)
Shot less than 20% in a half	19.4% (7-of-36), 1st half vs. South Carolina in Auburn, Ala. (Feb. 4, 2021)
Shot 55% or better and lost	58.1% (25-of-43) vs. Tennessee (Jan. 20, 2005)
Made 10+ 3-point field goals	10-of-35 vs. Texas A&M in Auburn, Ala. (Jan. 28, 2021)
Failed to make a 3-point field goal	0-of-5 vs. Southern in Auburn, Ala. (Dec. 9, 2017)
Had 60+ rebounds	61 - vs. Stephen F. Austin in Auburn, Ala. (Dec. 17, 2007)
Had 50-59 rebounds	51 vs. Alabama State in Auburn, Ala. (Nov. 16, 2021)
Defeated a Top-25 opponent	Auburn 59, #18 Georgia Tech 51, in Atlanta, Ga. (Nov. 21, 2021)
Defeated a Top-10 opponent	Auburn 66, #7 Kentucky 61, in Auburn, Ala. (Jan. 3, 2016)
Defeated a Top-25 opponent on the road	Auburn 59, #18 Georgia Tech 51, in Atlanta, Ga. (Nov. 21, 2021)

Last Time an Auburn Player...

Scored 25-29 points	25 - Aicha Coulibaly vs. Oklahoma State in Auburn, Ala. (Dec. 5, 2021)
Scored 30-34 points	30 - Honesty Scott-Grayson vs. Missouri in Auburn, Ala. (Feb. 7, 2021)
Scored 35 points	35 - DeWanna Bonner vs. Tennessee in Auburn, Ala. (Jan. 25, 2009)
Scored 40 points	41 - Consweila Sparrow vs. South Alabama (Feb. 17, 1998)
Had 15-19 rebounds	18 - Unique Thompson vs. Arkansas in Auburn, Ala. (Feb. 25, 2021)
Had 20+ rebounds	23 - Unique Thompson vs. Belmont in Auburn, Ala. (Dec. 20, 2020)
Had 10 assists	10 - Daisa Alexander vs. LSU in Auburn, Ala. (Feb. 16, 2020)
Had 15 assists	18 - Martha Monk vs. Alabama State (Feb. 18, 1981)
Had 5 blocks	6 - Unique Thompson vs. Louisiana Tech in Auburn, Ala. (Nov. 19, 2017)
Had 7 blocks	7 - Jassany Williams vs. Duke (Nov. 18, 2011)
Had 10 blocks	13 - Marita Payne vs. Arkansas (Feb. 3, 2005)
Had 5 steals	6 - Aicha Coulibaly vs. Grambling in Auburn, Ala. (Dec. 18, 2021)
Had 8 steals	8 - Brandy Montgomery vs. East Carolina in Auburn, Ala. (Dec. 5, 2015)
Had 10 steals	10 - Kristen Mulligan vs. Northeast Illinois in Auburn, Ala. (Dec. 18, 1992)
Made 10 field goals	10 - Aicha Coulibaly vs. Kennesaw State in Auburn, Ala. (Dec. 20, 2021)
Made 15 field goals	15 - Consweila Sparrow (15-16) vs. South Alabama (Feb. 17, 1998)
Attempted 20-24 field goals	20 - Aicha Coulibaly vs. Charleston Southern in Auburn, Ala. (Nov. 26, 2021)
Attempted 25 field goals	25 - Unique Thompson (7-25) at Georgia in Athens, Ga. (Feb. 11, 2021)
Made 5+ three-point field goals	5 - Annie Hughes vs. Charleston Southern in Auburn, Ala. (Nov. 26, 2021)
Made 8 three-point field goals	8 - Tiffany Krantz vs. Troy State in Auburn, Ala. (Nov. 21, 1997)
Attempted 10 three-point field goals	14 - Lauren Hansen vs. Drake in Estero, Fla. (Dec. 1, 2019)
Attempted 15 three-point field goals	16 - Brandy Montgomery at Marquette in Milwaukee, Wis. (Dec. 13, 2015)
Made 10 free throws	11 - Aicha Coulibaly vs. Charleston Southern in Auburn, Ala. (Nov. 26, 2021)
Made 15 free throws	Never
Shot 100% at the free throw line (min. 10 attempts)	12-12 - Daisa Alexander vs. Mississippi State (Feb. 20, 2020)

SEC PRESEASON POLL (Media Vote)

Order of Finish

1. South Carolina
2. Tennessee
3. Texas A&M
4. Kentucky
5. Georgia
6. Arkansas
7. LSU
8. Ole Miss
9. Mississippi State
10. Alabama
11. Missouri
12. Florida
13. Auburn
14. Vanderbilt

Player of the Year

Rhyné Howard, Kentucky

All-SEC Team

Rhyné Howard, Kentucky
 Khayla Pointer, LSU
 Shakira Austin, Ole Miss
 Aliyah Boston, South Carolina
 Zia Cooke, South Carolina

SEC PRESEASON POLL (Coaches' Vote)

Order of Finish

1. South Carolina
2. Texas A&M
3. Tennessee
4. Georgia
5. Kentucky
6. Ole Miss
7. Arkansas
8. LSU
9. Mississippi State
10. Missouri
11. Florida
12. Alabama
13. Auburn
14. Vanderbilt

Player of the Year

Rhyné Howard, Kentucky

All-SEC First Team

Lavender Briggs, Florida
 Rhyné Howard, Kentucky
 Khayla Pointer, LSU
 Shakira Austin, Ole Miss
 Rickea Jackson, Mississippi State
 Aliyah Boston, South Carolina
 Zia Cooke, South Carolina
 Rae Burrell, Tennessee

All-SEC Second Team

Amber Ramirez, Arkansas
 Kiara Smith, Florida
 Que Morrison, Georgia
 Jenna Staiti, Georgia
 Aijha Blackwell, Missouri
 Destanni Henderson, South Carolina
 Tamari Key, Tennessee
 Jordan Nixon, Texas A&M
 Kayla Wells, Texas A&M

Had a double-double..... Aicha Coulibaly (17 pts/12 reb) at Alabama in Tuscaloosa, Ala. (Jan. 2, 2022)
Had 2 consecutive double-doubles Aicha Coulibaly: 23/11 vs. Kennesaw, 17/12 at Alabama (Dec. 20, 2021-Jan. 2, 2022)
 Had 3 consecutive double-doubles Unique Thompson: 14/14 at Florida, 22/10 vs. Kentucky, 10/10 at Alabama (Jan. 17-24, 2021)
 ...Had 10 consecutive double-doubles Unique Thompson: First vs. Samford; last at Alabama (Nov. 28, 2020-Jan. 24, 2021)
 Had 13 consecutive double-doubles Unique Thompson: First vs. BYU; last at Vandy (March 23, 2019-Jan. 2, 2020)
 Had 18 consecutive double-doubles (AU record) Lauretta Freeman: First vs. Furman, Last vs. Oral Roberts (Dec. 29, 1992-Feb. 23, 1993)
 Had a double-double at halftime Unique Thompson (16 pts/10 rebs) at Iowa State in Ames, Iowa (Nov. 13, 2018)
Two players had a double-double Aicha Coulibaly (17p/13r) & Honesty Scott-Grayson at Old Dominion (Nov. 14, 2021)
 Recorded a double-double with points and assists Janiah McKay (16 pts/10 assists) vs. Grambling State (Nov. 6, 2018)
 Scored 20 points & had 20 rebounds Unique Thompson (20 pts/23 reb) vs. Belmont in Auburn, Ala. (Dec. 20, 2020)
 Had a triple-double Whitney Boddie (24 pts./11 rebs./12 asst.) vs. Sam Houston State (Dec. 5, 2008)
Two or more players scored 20 points Coulibaly (25) & Scott-Grayson (22) vs. Oklahoma State in Auburn, Ala. (Dec. 5, 2021)
 Three players scored 20 points Benton (23), Howard (22), Alexander (21) at Missouri in Columbia, Mo. (Feb. 27, 2020)
 Two players scored 30 points Laticia Morris (33) & Tara Williams (30) vs. South Alabama (Jan. 14, 1997)
 Had 2 straight 25-point games Janiah McKay: 27 at South Carolina, 26 vs. Arkansas (Jan. 11-14, 2018)
 Had 3 straight 25-point games Janiah McKay: 25 pts vs. Texas A&M, 27 pts at South Carolina, 26 pts vs. Arkansas (Jan. 7-14, 2018)
 Zero players scored in double figures at Georgia in Athens, Ga. (Jan. 28, 2016)
 Only one player scored in double figures Keya Patton (12) vs. Georgia in Auburn, Ala. (Jan. 3, 2021)
 Five players scored in double figures Thompson (19), Hughes (17), Scott-Grayson (16), Levy (12), Jordan (11) vs. N. Florida (Dec. 17, 2020)
 Six players scored in double figures McKay/Benton (16), Primm (15), Thompson (14), Alexander/Jones (13) vs. Grambling (Nov. 6, 2018)
 Seven players scored in double figures Carrier (19 pts.), Bonner (18 pts.), Smalley (16 pts.), Boddie (13 pts.), R. Hobbs (13 pts.), Hilliard (13 pts.) & S. Hobbs (10 pts.) vs. Sam Houston State (Dec. 5, 2008)
Two players had 10 rebounds Aicha Coulibaly (13) and Honesty Scott-Grayson (11) at Old Dominion in Norfolk, Va. (Nov. 14, 2021)
 Three players had 10 rebounds J. Greenleaf (12 rebs.), D. Bonner (12 rebs.) & W. Boddie (10 rebs.) vs. Oakland (Nov. 21, 2007)
Played every minute Honesty Scott-Grayson (40:00) at Alabama in Tuscaloosa, Ala. (Jan. 2, 2022)
Played 40 or more minutes in OT game S. Wells (43:38) & H. Scott-Grayson (43:00) at Missouri in Columbia, Mo. (Jan. 6, 2022)
 Attempted a slam dunk Hasina Muhammad vs. St. John's in Auburn, Ala. (Dec. 4, 2013)
 Made a shot from half-court or beyond Brooke Moore (end 2nd quarter) vs. Alabama State in Auburn, Ala. (Dec. 29, 2018)
Every Auburn player scored 13 players vs. Charleston Southern in Auburn, Ala. (Nov. 26, 2021)

Last Time an Auburn Opponent...

Shot less than 30% in a game (SEC) Ole Miss - 27.4% (17-of-62) in Auburn, Ala. (Jan. 23, 2020)
Shot less than 30% in a game (Non-conf) Charleston Southern - 24.1% (14-of-58) in Auburn, Ala. (Nov. 26, 2021)
 Shot 60% or better in a game Florida - 61.5% (32-of-52) in Auburn, Ala. (Jan. 9, 2020)
 Scored 90 points Alabama 92, Auburn 78, in Auburn, Ala. (Feb. 14, 2021)
 Scored 100 points Georgia 102, Auburn 72 in Athens, Ga. (Mar. 3, 1984)
 Scored 100 points at Auburn Tuskegee 105, Auburn 98 (2OT) (Feb. 12, 1979)
 Had 25+ rebound margin Never
 Had a 20+ rebound margin 23 - Georgia (54-31) in Athens, Ga. (Feb. 11, 2021)
Scored 5 points or less in a quarter 4 - Kennesaw State (2nd quarter) in Auburn, Ala. (Dec. 20, 2021)
Scored less than 10 points in a quarter 9 - Texas A&M (4th quarter) in College Station, Texas (Jan. 16, 2022)
 Scored less than 10 points in all four quarters Winthrop (9-8-8-8) in Auburn, Ala. (Dec. 16, 2015)
 Scored 30 or more points in a quarter 32 - Tennessee (4th quarter) in Knoxville, Tenn. (Feb. 28, 2021)
 Scored less than 10 points in a half 9 - USC Upstate (1st half) in Auburn, Ala. (Nov. 25, 2020)
Scored less than 20 points in a 1st half 17 - vs. Kennesaw State in Auburn, Ala. (Dec. 20, 2021)
 Scored less than 20 points in a 2nd half 19 - Florida in Auburn, Ala. (Dec. 31, 2017)
 Had 50 rebounds 56 - Alabama in Auburn, Ala. (Feb. 20, 2017)
 Had 25 assists 25 - Alabama in Auburn, Ala. (Feb. 14, 2021)
 Had 25-29 turnovers 28 - Georgia in Athens, Ga. (Feb. 11, 2021)
Had 30-34 turnovers 30 - Charleston Southern in Auburn, Ala. (Nov. 26, 2021)
 Had 35+ turnovers 35 - ULM in Auburn, Ala. (Nov. 27, 2017)
 Had 15 steals 21 - Belmont in Auburn, Ala. (Dec. 20, 2020)
Had 10 blocks 13 - LSU in Auburn, Ala. (Jan. 9, 2022)
 Failed to make a 3-point field goal LSU (0-6) in Baton Rouge, La. (Feb. 1, 2016)
 Attempted 35 free throws 35 - Florida in Gainesville, Fla. (Feb. 28, 2016)
 Made 30 free throws 30 - Arkansas (Jan. 22, 1995)
 Made 10-14 three-point field goals 10 - Arkansas in Auburn, Ala. (Feb. 25, 2021)
 Made 15+ three-point field goals 15 - Alabama in Auburn, Ala. (Feb. 14, 2021)
Scored 41-50 points in a game 42 - Charleston Southern in Auburn, Ala. (Nov. 26, 2021)
 Scored 31-40 points in a game 38 - Alabama in Auburn, Ala. (Feb. 17, 2019)
 Scored 30 points or less 26 - Georgia in Athens, Ga. (Feb. 22, 2015)
 Scored 25 points or less 25 - Puerto Rico-Mayaguez (Dec. 17, 2000)

Last Time an Opposing Player...

Scored 30+ points (non-conference) 35 - Ajah Wayne of Old Dominion in Auburn, Ala. (Nov. 14, 2019)
 Scored 30+ points (SEC) 41 - Jasmine Walker of Alabama in Auburn, Ala. (Feb. 14, 2021)
 Scored 35+ points (all games) 41 - Jasmine Walker of Alabama in Auburn, Ala. (Feb. 14, 2021)
 Scored 40+ points (all games) 41 - Jasmine Walker of Alabama in Auburn, Ala. (Feb. 14, 2021)
 Attempted 25 field goals 27 - Jantel Lavender (9-27) of Ohio State (Nov. 23, 2008)
 Scored 20 points & had 20 rebounds Young of Baylor in the WNIT Championship Game, (20 pts./25 rebs.) (Apr. 4, 2003)
 Two players scored 20 points Jazmine Walker (41) & Ariyah Copeland (21) of Alabama in Auburn, Ala. (Feb. 14, 2021)
 Three players scored 20 points by LSU in Baton Rouge, Chatman (22 pts), Johnson (21 pts) & Lowery (20 pts) (Jan. 12, 1991)
Five players scored in double figures Burns (12), Marks (11), Holmes (10), Love-Hill (10), Johnson (10) of Georgia Southern (Nov. 11, 2021)
 Six players scored in double figures Williams (10), Lewis (13), Bonds (18), Peoples (10), Miller (12), Svete (12) of Florida (Jan. 26, 2014)
Recorded a double-double Khayla Pointer (24 pts/10 reb) of LSU in Auburn, Ala. (Jan. 9, 2022)
 Recorded a double-double with points and assists Tyasha Harris (12 pts/11 ast) of South Carolina in Columbia, S.C. (Jan. 11, 2018)
 Recorded a triple-double Ceira Ricketts (14 pts./13 rebs./12 ast.) of Arkansas (Jan. 18, 2009)
Two players recorded a double-double I. Allen (21p/15r) & A. Wayne (19p/11r) of Old Dominion in Norfolk, Va. (Nov. 14, 2021)
 Committed 10+ turnovers 10 - Shaquera Wade of Alabama in Greenville, S.C. (March 7, 2019)
 Had 15-19 rebounds 15 - N'dea Jones of Texas A&M in Auburn, Ala. (Jan. 24, 2019)
 Had 20+ rebounds 21 - Ayana Mitchell of LSU in Baton Rouge, La. (March 3, 2019)
 Had 10 assists 11 - Hannah Barber of Alabama in Auburn, Ala. (Feb. 14, 2021)
 Had 15 assists 16 - Cindy McMahan of Alabama-Huntsville (Nov. 24, 1980)
 Had 5 blocks 6 - Jenna Staiti of Georgia in Athens, Ga. (Feb. 11, 2021)
 Had 10 blocks Never
 Had 5 steals 5 - N'dea Jones of Texas A&M in Auburn, Ala. (Jan. 28, 2021)
 Made 15 field goals 15 - Chamique Holdscrow (15-21) of Tennessee (Feb. 1, 1998)
 Made 10 3-point field goals 11 - Morgan Eye (11-18) of Missouri in Columbia, Mo. (Jan. 6, 2013)

2021-22 Auburn Individual Highs...**First Half**

Points..... 17, Aicha Coulibaly vs. Charleston Southern (11/26/21)
 Field Goals Made..... 7, Aicha Coulibaly vs. Kennesaw State (12/20/21)
 Field Goal Attempts..... 14, Aicha Coulibaly vs. Kennesaw State (12/20/21)
 3-Point Field Goals Made 2, 3x; last, Amoura Graves vs. North Florida (11/30/21)
 3-Point Field Goal Attempts . 4, 2x; last, Annie Hughes vs. Charleston Southern (11/26/21)
 Free Throws Made 7, Aicha Coulibaly vs. Charleston Southern (11/26/21)
 Free Throws Attempted..... 10, Aicha Coulibaly vs. Charleston Southern (11/26/21)
 Rebounds 8, Aicha Coulibaly at Old Dominion (11/14/21)
 Assists 4, 3x; last, Annie Hughes vs. Kennesaw State (12/20/21)
 Blocked Shots..... 2, 3x; last, Honesty Scott-Grayson at Alabama (1/2/22)
 Steals..... 4, Hughes & Scott-Grayson vs. Charleston Southern (11/26/21)

Second Half

Points..... 15, Aicha Coulibaly at Alabama (1/2/22)
 Field Goals Made..... 6, Jala Jordan vs. Grambling (12/18/21)
 Field Goal Attempts..... 13, Aicha Coulibaly vs. Charleston Southern (11/26/21)
 3-Point Field Goals Made 3, Annie Hughes vs. Charleston Southern (11/26/21)
 3-Point Field Goal Attempts 4, Annie Hughes vs. Kennesaw State (12/20/21)
 Free Throws Made 7, Aicha Coulibaly at Alabama (1/2/22)
 Free Throws Attempted 10, Aicha Coulibaly at Alabama (1/2/22)
 Rebounds 8, Aicha Coulibaly at Alabama (1/2/22)
 Assists 4, Sania Wells vs. Alabama State (11/16/21)
 Blocked Shots..... 2, 2x; last, Honesty Scott-Grayson at Alabama (1/2/22)
 Steals..... 4, Aicha Coulibaly vs. Grambling (12/18/21)

Game

Points..... 27, Aicha Coulibaly vs. Charleston Southern (11/26/21)
 Field Goals Made..... 10, 4x; last, Aicha Coulibaly vs. Kennesaw State (12/20/21)
 Field Goal Attempts..... 21, Aicha Coulibaly vs. Charleston Southern (11/26/21)
 3-Point Field Goals Made 5, Annie Hughes vs. Charleston Southern (11/26/21)
 3-Point Field Goal Attempts 8, Honesty Scott-Grayson at Georgia Tech (11/21/21)
 Free Throws Made 11, Aicha Coulibaly vs. Charleston Southern (11/26/21)
 Free Throws Attempted..... 14, Aicha Coulibaly vs. Charleston Southern (11/26/21)
 Rebounds 13, Aicha Coulibaly at Old Dominion (11/14/21)
 Assists 7, 2x; last, Annie Hughes vs. Kennesaw State (12/20/21)
 Blocked Shots..... 4, Honesty Scott-Grayson at Alabama (1/2/22)
 Steals..... 6, Aicha Coulibaly vs. Grambling (12/18/21)

2021-22 Auburn Team Highs...**First Half**

Points..... 51 vs. Charleston Southern (11/26/21)
 Field Goals Made..... 17 vs. Charleston Southern (11/26/21)
 Field Goal Attempts..... 44 vs. Georgia Southern (11/11/21)
 3-Point Field Goals Made 4, 4x; last vs. North Florida (11/30/21)
 3-Point Field Goal Attempts 10 vs. Georgia Southern (11/11/21)
 Free Throws Made 13 vs. Charleston Southern (11/26/21)
 Free Throws Attempted..... 17 vs. Charleston Southern (11/26/21)
 Rebounds 28 vs. Georgia Southern (11/11/21)
 Assists 15 vs. Charleston Southern (11/26/21)
 Blocked Shots..... 5 vs. Alabama State (11/16/21)
 Steals..... 14 vs. Charleston Southern (11/26/21)

Second Half

Points..... 44 vs. Grambling (12/18/21)
 Field Goals Made..... 15 vs. Grambling (12/18/21)
 Field Goal Attempts..... 35 at Alabama (1/2/22)
 3-Point Field Goals Made 5 vs. Alabama State (11/16/21)
 3-Point Field Goal Attempts 10 vs. Alabama State (11/16/21)
 Free Throws Made 13, 2x; last vs. North Florida (11/30/21)
 Free Throws Attempted 19, 2x; last vs. Grambling (12/18/21)
 Rebounds 28 vs. Alabama State (11/16/21)
 Assists 9 vs. Grambling (12/18/21) & vs. Kennesaw State (12/20/21)
 Blocked Shots..... 3 vs. Alabama State (11/16/21) & at Belmont (12/15/21)
 Steals..... 10 vs. Alabama State (11/16/21)

Game

Points..... 91 vs. Charleston Southern (11/26/21)
 Field Goals Made..... 29 vs. Charleston Southern (11/26/21) & vs. Grambling (12/18/21)
 Field Goal Attempts..... 72 vs. Georgia Southern (11/11/21)
 3-Point Field Goals Made 7 vs. Charleston Southern (11/26/21)
 3-Point Field Goal Attempts 16, 2x; last vs. Kennesaw State (12/20/21)
 Free Throws Made 26 vs. Charleston Southern (11/26/21)
 Free Throws Attempted..... 35 vs. Charleston Southern (11/26/21)
 Rebounds 51 vs. Alabama State (11/16/21)
 Assists 21 vs. Charleston Southern (11/26/21)
 Blocked Shots..... 8 vs. Alabama State (11/16/21)
 Steals 19 vs. Charleston Southern (11/26/21)
 Turnovers Forced..... 30 vs. Charleston Southern (11/26/21)

Specialty Statistics (Auburn-Opponent)

Opponent	Points in the Paint	Points off Turnovers	2nd-Chance Points	Fast-Break Points	Bench Points
Georgia Southern	30-32	15-19	11-10	8-10	15-35
at Old Dominion	26-14	13-20	4-13	5-7	4-5
Alabama State	32-18	18-14	12-9	14-2	12-7
at Georgia Tech	28-32	12-7	4-11	4-3	8-12
at Little Rock	30-26	20-16	8-9	6-7	13-4
Charleston Southern	42-18	32-14	24-2	15-8	30-18
North Florida	36-32	28-19	12-6	16-7	14-16
Oklahoma State	44-28	17-20	11-16	15-9	15-14
at Belmont	46-32	15-8	10-13	6-0	10-21
Grambling	46-34	16-10	10-3	15-11	36-14
Kennesaw State	38-22	19-15	7-15	9-8	18-8
at Alabama	24-26	7-15	6-11	9-9	3-12
at Missouri	30-38	24-15	6-6	12-2	2-13
LSU	24-42	15-16	6-11	7-13	11-18
at Florida	36-30	11-11	12-9	11-14	9-29
at Texas A&M	26-38	18-12	12-17	3-5	10-33

Lead-Deficit Comparison

Opponent	Largest Lead	Largest Deficit	Lead Changes	Ties	Result
Georgia Southern	3 (4th, 1:54)	6 (3rd, 5:55)	12	11	L, 66-68
at Old Dominion	7 (1st, 0:18)	15 (4th, 6:22)	6	5	L, 44-57
Alabama State	29 (4th, 0:12)	2 (1st, 9:36)	1	1	W, 74-45
at Georgia Tech	22 (3rd, 8:42)	2 (1st, 9:36)	3	1	W, 59-51
at Little Rock	1 (1st, 9:23)	13 (3rd, 1:52)	2	0	L, 49-57
Charleston Southern	52 (4th, 4:46)	--	0	0	W, 91-42
North Florida	11 (3rd, 8:09)	4 (4th, 8:49)	5	11	W, 72-65
Oklahoma State	13 (2nd, 6:13)	2 (1st, 9:50)	1	3	W, 77-66
at Belmont	10 (3rd, 2:16)	4 (1st, 3:22)	3	6	W, 71-62
Grambling	27 (4th, 2:09)	5 (1st, 8:52)	5	2	W, 82-58
Kennesaw State	26 (3rd, 5:14)	1 (1st, 9:35)	2	1	W, 66-54
at Alabama	4 (1st, 7:55)	13 (2nd, 1:53)	4	1	L, 53-56
at Missouri	7 (3rd, 6:11)	11 (OT, 0:45)	9	3	(OT) L, 63-72
LSU	--	30 (4th, 5:54)	0	1	L, 48-76
at Florida	3 (4th, 4:20)	13 (2nd, 4:06)	3	4	L, 63-68
at Texas A&M	3 (1st, 5:31)	29 (3rd, 9:47)	5	2	L, 53-71

Scoring Breakdown

(Percentage of total points in parentheses)

Opponent	Front Court	Back Court	Sr.	Jr.	So.	Fr.	Starters	Bench
Georgia Southern	42 (63.6)	24 (36.4)	4	45	12	5	51 (77.3)	15 (22.7)
at Old Dominion	31 (70.5)	13 (29.5)	0	23	19	2	40 (90.9)	4 (9.1)
Alabama State	57 (77.0)	18 (23.0)	20	45	9	0	63 (85.1)	12 (14.9)
at Georgia Tech	40 (67.8)	19 (32.2)	4	37	14	4	51 (86.4)	8 (13.6)
at Little Rock	24 (48.9)	25 (51.1)	5	26	10	8	36 (73.4)	13 (26.6)
Charleston Southern	56 (61.5)	35 (38.5)	12	42	34	3	61 (67.0)	30 (33.0)
North Florida	43 (59.7)	29 (30.3)	2	38	23	9	58 (80.6)	14 (19.4)
Oklahoma State	35 (45.5)	42 (54.5)	2	50	25	0	62 (80.5)	15 (19.5)
at Belmont	36 (50.7)	35 (49.3)	2	45	24	0	61 (85.9)	10 (14.1)
Grambling	49 (59.8)	33 (40.2)	11	37	22	12	46 (56.1)	36 (43.9)
Kennesaw State	48 (72.7)	18 (22.3)	7	35	24	0	48 (72.7)	18 (22.3)
at Alabama	36 (67.9)	17 (32.1)	1	33	17	2	50 (94.3)	3 (5.7)
at Missouri	34 (54.0)	29 (46.0)	4	42	15	2	61 (96.8)	2 (3.2)
LSU	21 (43.8)	27 (56.2)	2	26	15	5	37 (77.1)	11 (22.9)
at Florida	35 (55.6)	28 (44.4)	0	25	26	5	54 (85.7)	9 (14.3)
at Texas A&M	22 (41.5)	31 (58.5)	2	27	20	4	41 (80.4)	10 (19.6)

Comparison Statistics (Auburn/Opponent)

Opponent	1st	2nd	Score	Mar	Total FG	FG Pct	3-Pointers	3FG Pct	Free Throws	FT Pct	Reb.	Mar	Assist	TO	Blk	Stl	Fouls
Georgia Southern	29-31	37-37	66-68	(-2)	24-72/22-59	.333/.373	5-13/3-13	.385/.231	13-22/21-30	.591/.700	50/46	+4	11/8	22/21	4/10	8/9	27/23
Old Dominion	25-23	19-34	44-57	(-13)	15-59/16-56	.254/.286	1-14/4-18	.071/.222	13-18/21-30	.722/.700	42/48	(-6)	5/6	16/13	5/7	5/8	27/19
Alabama State	35-25	39-20	74-45	+29	25-65/14-52	.385/.269	6-14/1-10	.429/.100	18-25/16-23	.720/.696	51/31	+20	17/6	21/23	8/8	14/11	21/23
Georgia Tech	33-16	26-35	59-51	+8	22-54/19-54	.407/.352	5-14/2-11	.357/.182	10-14/11-19	.714/.579	29/39	(-10)	9/12	9/15	1/5	7/3	20/18
Little Rock	24-27	25-30	49-57	(-8)	19-59/22-48	.294/.467	2-15/3-9	.322/.458	9-16/10-19	.563/.526	39/36	+3	7/13	17/16	1/3	5/8	19/20
Charleston So.	51-19	40-23	91-42	+49	29-65/14-58	.446/.241	7-13/3-17	.538/.176	26-35/11-16	.743/.688	49/33	+16	21/7	21/30	1/2	19/9	17/23
North Florida	37-30	35-35	72-65	+7	25-56/27-59	.446/.458	4-16/6-21	.250/.286	18-22/5-5	.818/1.000	35/27	+8	12/10	17/19	2/3	10/3	14/17
Oklahoma St.	40-31	37-35	77-66	+11	29-48/25-58	.604/.431	3-7/4-16	.429/.250	16-24/12-23	.667/.522	32/30	+2	10/9	19/14	5/3	9/8	20/22
Belmont	31-24	40-38	71-62	+9	26-56/25-73	.464/.342	2-8/6-27	.250/.222	17-25/6-6	.680/1.000	43/37	+6	12/14	15/13	3/4	7/3	12/18
Grambling	38-30	44-28	82-58	+24	29-55/23-59	.527/.390	4-11/4-16	.364/.250	20-30/8-12	.667/.667	39/27	+12	16/8	16/19	3/2	3/2	16/23
Kennesaw St.	32-17	34-37	66-54	+12	25-57/19-49	.439/.388	5-16/5-12	.313/.417	11-21/11-14	.524/.786	33/35	(-2)	18/8	11/20	2/1	8/7	14/16
Alabama	21-32	32-24	53-56	(-3)	18-60/18-58	.300/.310	3-15/4-18	.200/.222	14-20/16-29	.700/.552	43/46	(-3)	7/9	18/15	5/6	5/6	20/22
Missouri	32-28	27-31	63-72	(-11)	27-71/26-51	.380/.510	3-14/4-13	.214/.308	6-10/16-19	.600/.842	34/38	(-4)	7/11	13/20	4/5	6/5	15/19
LSU	21-40	27-36	48-76	(-28)	15-62/29-63	.242/.460	1-13/3-7	.077/.429	17-21/15-19	.810/.789	35/50	(-15)	4/13	14/15	3/9	6/10	18/16
Florida	30-37	33-31	63-68	(-5)	23-61/22-54	.407/.377	2-10/2-11	.200/.182	17-26/20-23	.654/.870	37/37	+1	9/8	12/11	4/2	5/4	20/19
Texas A&M	18-44	35-27	53-71	(-18)	21-58/28-60	.362/.467	1-10/6-15	.100/.400	10-18/9-9	.556/1.000	29/41	(-12)	10/16	11/18	1/4	4/3	17/19

Game-by-Game Leaders

	Points	Rebounds	Assists	Steals	Blocked Shots
Georgia Southern	19-Sania Wells	8-Aicha Coulibaly	5-Sania Wells	2-(three players)	2-Sania Wells
at Old Dominion	17-Aicha Coulibaly	13-Aicha Coulibaly	2-Mar'Shaun Bostic	2-Scott-Grayson/Bostic	1-(five players)
Alabama State	21-Honesty Scott-Grayson	10-Honesty Scott-Grayson	7-Sania Wells	5-Aicha Coulibaly	2-(three players)
at Georgia Tech	18-Honesty Scott-Grayson	6-Honesty Scott-Grayson	3-Honesty Scott-Grayson	3-Mar'Shaun Bostic	1-Jala Jordan
at Little Rock	11-Sania Wells	7-Honesty Scott-Grayson	2-Wells/Hughes	2-Aicha Coulibaly	1-Jala Jordan
Charleston Southern	27-Aicha Coulibaly	9-Scott-Grayson/Coulibaly	6-Honesty Scott-Grayson	5-Scott-Grayson/Hughes	1-H. Scott-Grayson
North Florida	23-Aicha Coulibaly	8-Aicha Coulibaly	4-Mar'Shaun Bostic	3-Hughes/Coulibaly	1-Coulibaly/Jordan
Oklahoma State	25-Aicha Coulibaly	6-Wells/Scott-Grayson	4-Sania Wells	3-Aicha Coulibaly	3-Jala Jordan
at Belmont	24-Aicha Coulibaly	10-Annie Hughes	4-Honesty Scott-Grayson	3-Honesty Scott-Grayson	1-(three players)
Grambling	23-Jala Jordan	10-Jala Jordan	5-Honesty Scott-Grayson	6-Sania Wells	1-(three players)
Kennesaw State	23-Aicha Coulibaly	11-Aicha Coulibaly	7-Annie Hughes	3-Sania Wells	1-Coulibaly/Jordan
at Alabama	17-Coulibaly/Scott-Grayson	12-Aicha Coulibaly	3-Aicha Coulibaly	2-Annie Hughes	4-H. Scott-Grayson
at Missouri	20-Sania Wells	9-Kiyae' White	3-Honesty Scott-Grayson	1-(six players)	1-(four players)
LSU	13-Aicha Coulibaly	6-Aicha Coulibaly	2-Wells/Bostic	2-Mar'Shaun Bostic	2-Jala Jordan
at Florida	24-Aicha Coulibaly	8-Aicha Coulibaly	3-Honesty Scott-Grayson	3-Mar'Shaun Bostic	2-Precious Johnson
at Texas A&M	15-Aicha Coulibaly	9-Aicha Coulibaly	3-Aicha Coulibaly	2-Mar'Shaun Bostic	1-H. Scott-Grayson

2021-22 Starting Lineups

	Point Guard (1)	Wing (2)	Wing (3)	PF (4)	Post (5)
Georgia Southern	Wells	Hughes	Scott-Grayson	Coulibaly	White
at Old Dominion	Wells	Hughes	Scott-Grayson	Coulibaly	White
Alabama State	Wells	Hughes	Scott-Grayson	Coulibaly	White
at Georgia Tech	Wells	Hughes	Scott-Grayson	Coulibaly	White
at Little Rock	Wells	Hughes	Scott-Grayson	Coulibaly	White
Charleston Southern	Wells	Hughes	Scott-Grayson	Coulibaly	White
North Florida	Wells	Hughes	Scott-Grayson	Coulibaly	White
Oklahoma State	Wells	Scott-Grayson	Wiggins	Coulibaly	White
at Belmont	Wells	Hughes	Scott-Grayson	Coulibaly	White
Grambling	Bostic	Hughes	Scott-Grayson	Coulibaly	White
Kennesaw State	Wells	Hughes	Scott-Grayson	Coulibaly	White
at Alabama	Wells	Hughes	Scott-Grayson	Coulibaly	Jordan
at Missouri	Wells	Hughes	Scott-Grayson	Coulibaly	White
LSU	Wells	Hughes	Scott-Grayson	Coulibaly	White
at Florida	Wells	Hughes	Scott-Grayson	Coulibaly	Johnson
at Texas A&M	Wells	Hughes	Scott-Grayson	Coulibaly	Johnson

Record by Starting Lineup

Wells, Hughes, Scott-Grayson, Coulibaly, White	6-5 (.556)
Wells, Scott-Grayson, Wiggins, Coulibaly, White	1-0 (1.000)
Bostic, Scott-Grayson, Wiggins, Coulibaly, White	1-0 (1.000)
Wells, Hughes, Scott-Grayson, Coulibaly, Jordan	0-1 (.000)
Wells, Hughes, Scott-Grayson, Coulibaly, Johnson	0-2 (.000)



Johnnie HARRIS

Head Coach

First Season at Auburn • First as a Head Coach • 23rd Season in college coaching

Pine Bluff, Ark. • Arkansas Baptist, 1996

Johnnie Harris, a long-time Southeastern Conference assistant and 2018 WBCA National Assistant Coach of the Year, was named Auburn women's basketball head coach on April 3, 2021. Harris, who spent 16 years combined at Arkansas, Texas A&M and Mississippi State, spent the 2020-21 as the Associate Head Coach at the University of Texas.

Harris, who helped Texas to an Elite Eight appearance during the 2020-21 season, worked alongside Longhorn head coach Vic Schaefer the past 10 years assisting Mississippi State to a pair of NCAA Championship game appearances. She was a central part of Mississippi State's success those eight seasons and is considered one of the nation's top recruiters.

Harris helped lead Mississippi State to a 221-62 [.781] record and five NCAA Tournament berths, including NCAA Championship Game appearances in 2017 and 2018. During that time, the Bulldogs also won the program's first Southeastern Conference regular-season championship and SEC Tournament Championship.

Harris' reputation as a tireless recruiter grew as she played an integral role in inking some of the top signing classes in Mississippi State history, including the 2013 class that achieved 111 wins and the 2014 class that tallied a school-record 126 victories. In the fall of 2018, the Bulldogs signed the top-ranked class in program history with a No. 6 national ranking by espnW Hoop Gurlz.

Harris' pupils in the post were some of the best in Mississippi State school history, led by Teaira McCowan, who Harris mentored during McCowan's record-setting junior and senior campaigns from 2017-19. The 2019 SEC Player of the Year and a consensus First-Team All-American, McCowan finished her career as Mississippi State's leader in rebounds and field-goal percentage, while ranking second in blocks and fourth in points and field-goals made.

The individual development McCowan showed during Mississippi State's run to a second consecutive national title game caught the attention of the coaching community, as Harris was tabbed the WBCA National Assistant Coach of the Year for the 2017-18 season.

In 2018-19, Harris helped transfer forward Anriel Howard combine with McCowan to create one of the best front courts in the country. In her lone season with the Bulldogs, Howard earned first-team All-SEC recognition by the AP and league coaches after averaging 16.4 points and 8.4 rebounds per game. Both McCowan [No. 3, Indiana Fever] and Howard [No. 24, Seattle Storm] were selected in the 2019 WNBA Draft.

Another Harris product, Chinwe Okorie, was an integral part of the Bulldogs' runs to the Final Four and 2016 Sweet 16 and finished her MSU career sixth in program annals in field-goal percentage, shooting 52.1 percent over 109 games. She raised her scoring average and field goal percentage each season of her three-year career, capped by her 7.5 ppg average on 56.4 percent shooting as a senior.

Harris helped guide Texas A&M to four Sweet 16 appearances in her five seasons, including the program's first national championship in 2010-11. During her tenure with the Aggies, Harris helped sign and mentor junior college All-Americans Danielle Adams and Tanisha Smith.

Adams earned MVP of the 2011 Final Four before being selected with the 20th pick in the 2011 WNBA Draft by the San Antonio Silver Stars. Adams was tabbed to the league's all-star game in her inaugural season. Smith earned Big 12 Newcomer of the Year and conference all-tournament honors in 2009. The Seattle Storm selected Smith with the 22nd pick in the 2010 WNBA Draft.

Prior to her stop in College Station, Harris spent three seasons at Arkansas, landing some of the Lady Razorbacks' top recruiting classes in program history. She signed Laura Ervin, a junior college All-American who went on to garner Second Team All-SEC accolades, as well as Freshman All-SEC selection Donica Cosby.

Harris has had the opportunity to learn from some of the game's top coaches, including Hall of Famer Kay Yow at N.C. State. She joined the program in the 2003-04 season and assisted the squad to the NCAA Tournament for the first time in two years. Her first recruiting class in Raleigh was rated as one of the best in the nation. She also garnered a commitment from Gillian Goring, the nation's No. 1 post player who went on to play for the Washington Mystics.

Prior to jumping to the Division I level, Harris made her mark on the junior college level as an assistant coach at Arkansas-Fort Smith, where she brought in key players who led the school to the NJCAA Final Four in 2004. In two seasons coaching under the legendary Louis Whorton, she inked the nation's No. 1 class and a 34-8 record. UAFS's 2002-03 team went 26-2 and won a share of the Bi-State Conference championship.

The Arkansas-Fort Smith position kept the Pine Bluff native in her home state after she started her coaching career as a graduate assistant at Little Rock. Her hard work at UALR earned her a promotion to a full-time assistant position in 2000.

Harris is the mother of two children, Marcus and Kiera, and the legal guardian of Lily. She also has two grandchildren, Samarah and Kaiden.

Harris Year-by-Year

Arkansas-Little Rock, Assistant Coach (1999-2001)

Year	Record	Conf.	Other Information
1999-00	5-23	1-15	
2000-01	6-22	0-16	

Arkansas-Fort Smith, Assistant Coach (2001-03)

Year	Record	Conf.	Other Information
2001-02	26-2		
2002-03	34-8		Conference Champions

NC State, Assistant Coach (2003-04)

Year	Record	Conf.	Other Information
2003-04	17-15	8-8	NCAA First Round

Arkansas, Assistant Coach (2004-07)

Year	Record	Conf.	Other Information
2004-05	17-14	3-11	WNIT Second Round
2005-06	13-15	5-9	
2006-07	18-13	3-11	

Texas A&M, Assistant Coach (2007-12)

Year	Record	Conf.	Other Information
2007-08	29-8	11-5	NCAA Elite Eight Big 12 Tournament Champions
2008-09	27-8	11-5	NCAA Sweet 16
2009-10	26-8	10-6	NCAA Second Round
2010-11	33-5	13-3	Big 12 Tournament Champions National Champions
2011-12	24-11	11-7	NCAA Sweet 16

Mississippi State, Associate Head Coach (2013-20)

Year	Record	Conf.	Other Information
2012-13	13-17	5-11	
2013-14	22-14	5-11	WNIT Quarterfinals
2014-15	27-7	11-5	NCAA Second Round
2015-16	28-8	11-5	NCAA Sweet 16
2016-17	34-5	13-3	National Runner-Up
2017-18	37-2	16-0	National Runner-Up SEC Regular Season Champions
2018-19	33-3	15-1	NCAA Elite Eight SEC Regular Season & Tournament Champions
2019-20	27-6	13-3	(no postseason; pandemic)

Texas, Associate Head Coach (2020-21)

Year	Record	Conf.	Other Information
2020-21	21-10	11-7	NCAA Elite Eight

Auburn, Head Coach (2021-)

Year	Record	Conf.	Other Information
2021-22	8-8	0-5	



Amoura GRAVES

#0

Freshman • Guard/Forward • 6-0
Ponchatoula, La. • Ponchatoula HS

- Hit pair of 3-pointers, scored career-high 8 points vs. North Florida (11/30)
- Scored 5 points in Auburn debut vs. Georgia Southern (11/11)
- Played 11 minutes in exhibition vs. Miles; 4 points, 1 rebounds, 1 assist
- 2020 LSWA All-State First Team; averaged 23.5 points/game as HS junior
- Led Ponchatoula HS to 31-1 record and state No. 1 ranking as a senior
- Ranked No. 203 overall prospect nationally by Prospects Nation

SEASON/CAREER HIGHS

Points		
8	vs North Florida	11/30/21
Rebounds		
4	at Little Rock	11/24/21
Assists		
1	2x; last at Texas A&M	1/16/22
Blocks		
1	2x; last at Florida	1/13/22
Steals		
2	2x; last vs. Grambling	12/18/21
Field Goals		
3	vs North Florida	11/30/21
Field Goal Attempts		
4	4x; last at Texas A&M	1/16/22
3-Point Field Goals		
2	vs North Florida	11/30/21
3-Point FG Attempts		
3	2x; last vs. Grambling	12/18/21
Free Throws		
2	vs Georgia Southern	11/11/21
Free Throw Attempts		
2	2x; last vs. Grambling	12/18/21

Opponent	Start	Min.	FG-A	3PT-A	FT-A	O-D-T	PF	Ast.	TO	Blk.	St.	Pts.
MILES (ex.)		11	1-3	0-0	2-2	0-1-1	4	1	1	0	0	4
GEORGIA SOUTHERN		12	1-4	1-2	2-2	1-0-1	0	0	0	0	0	5
at Old Dominion		4	0-1	0-1	0-0	1-0-1	1	0	0	0	0	0
ALABAMA STATE		3	0-0	0-0	0-0	0-0-0	0	0	1	0	0	0
at Georgia Tech						--DNP--						
at Little Rock		16	1-4	0-2	0-0	2-2-4	1	0	0	0	0	2
CHARLESTON SO.		7	1-3	0-1	0-0	0-2-2	0	1	0	0	2	2
NORTH FLORIDA		14	3-4	2-3	0-0	0-0-0	0	0	0	0	1	8
OKLAHOMA STATE		3	0-1	0-0	0-0	1-0-1	1	0	0	0	0	0
at Belmont		5	0-0	0-0	0-0	0-1-1	0	0	0	0	0	0
GRAMBLING STATE		14	1-3	1-3	1-2	0-1-1	2	0	0	1	2	4
KENNESAW STATE		10	0-2	0-2	0-0	0-1-1	1	0	0	0	0	0
at Alabama						--DNP--						
at Missouri		2	0-0	0-0	0-0	1-0-1	0	0	0	0	0	0
LSU		19	1-3	1-1	0-0	0-3-3	1	0	0	0	0	3
at Florida		13	0-1	0-1	0-0	1-2-3	0	0	0	1	0	0
at Texas A&M		29	2-4	0-1	0-0	2-0-2	0	1	0	0	1	4
ALABAMA												
TENNESSEE												
at Vanderbilt												
MISSISSIPPI STATE												
at Arkansas												
FLORIDA												
at South Carolina												
GEORGIA												
OLE MISS												
at Kentucky												

GRAVES' CAREER STATISTICS

		Field Goals		3-Point		F-Throws		Rebounds				Scoring								
SEASON	TEAM	GP-GS	MIN/AVG	FG-FGA	FG%	3FG-3FGA	3FG%	FT-FTA	FT%	OFF	DEF	TOT	AVG	PF-FO	A	TO	BLK	STL	PTS	AVG
2021-22	AUB	14-0	152/10.9	10-29	.345	5-17	.294	3-4	.750	9	12	21	1.5	7-0	2	1	2	6	28	2.0
TOTAL		14-0	152/10.9	10-29	.345	5-17	.294	3-4	.750	9	12	21	1.5	7-0	2	1	2	6	28	2.0



Xaria WIGGINS

#1

Senior • Guard • 6-1
Virginia Beach, Va. • Princess Anne HS • Mississippi State

- First Auburn start vs. Oklahoma State (12/5), played season-high 26 minutes
- Scored first Auburn points on a 3-pointer vs. Alabama State; finished with 5 points, 4 rebounds (11/16)
- Made Auburn debut vs. Georgia Southern (11/11), had 3 rebounds
- Scored 10 points in 23 minutes off the bench in exhibition win over Miles (11/4)
- Transferred from Mississippi State following 2020-21 season
- Averaged 2.5 points, 1.2 rebounds as a junior at MSU in 2020-21; played in 11 games after missing first part of season with injury
- Helped Team USA to silver medal at World University Games in 2019

SEASON HIGHS

Points		
5	vs Alabama State	11/16/21
Rebounds		
4	3x; last at Belmont	12/15/21
Assists		
3	2x; last vs. Grambling	12/18/21
Blocks		
1	3x; last vs. Grambling	12/18/21
Steals		
1	vs Alabama State	11/16/21
Field Goals		
2	vs Alabama State	11/16/21
Field Goal Attempts		
5	vs Alabama State	11/16/21
3-Point Field Goals		
1	2x; last vs. Grambling	12/18/21
3-Point FG Attempts		
3	vs Alabama State	11/16/21
Free Throws		
1	4x; last at Alabama	1/2/22
Free Throw Attempts		
2	4x; last at Alabama	1/2/22

Opponent	Start	Min.	FG-A	3PT-A	FT-A	O-D-T	PF	Ast.	TO	Blk.	St.	Pts.
MILES (ex.)		23	4-6	2-4	0-0	0-4-4	0	2	0	0	3	10
GEORGIA SOUTHERN		9	0-4	0-1	0-0	2-1-3	1	0	1	0	0	0
at Old Dominion		14	0-2	0-2	0-0	0-2-2	3	0	2	0	0	0
ALABAMA STATE		12	2-5	1-3	0-0	2-2-4	0	1	0	1	1	5
at Georgia Tech		7	0-1	0-0	0-0	0-0-0	0	0	0	0	0	0
at Little Rock		5	0-0	0-0	1-2	0-0-0	0	0	0	0	0	1
CHARLESTON SO.		14	0-1	0-0	1-2	1-3-4	1	3	3	0	0	1
NORTH FLORIDA		8	0-0	0-0	0-0	0-0-0	0	1	1	0	0	0
OKLAHOMA STATE	*	26	1-6	0-3	0-0	1-0-1	1	0	1	0	0	2
at Belmont		24	0-3	0-1	0-0	0-4-4	2	1	0	1	0	0
GRAMBLING STATE		18	1-3	1-2	1-2	1-2-3	0	3	0	1	0	4
KENNESAW STATE						--DNP--						
at Alabama		13	0-3	0-1	1-2	0-1-1	1	0	1	0	0	1
at Missouri		9	0-0	0-0	0-0	0-0-0	2	0	2	0	0	0
LSU		3	0-0	0-0	0-0	0-0-0	1	0	1	0	0	0
at Florida		7	0-0	0-0	0-0	0-2-2	0	0	0	0	0	0
at Texas A&M		1	0-1	0-0	0-0	0-0-0	0	0	0	0	0	0
ALABAMA												
TENNESSEE												
at Vanderbilt												
MISSISSIPPI STATE												
at Arkansas												
FLORIDA												
at South Carolina												
GEORGIA												
OLE MISS												
at Kentucky												

CAREER HIGHS (incl. 2018-21 at MSU)

Points		
13	at Georgia	1/5/20
Rebounds		
6	3x; last at Vanderbilt	1/23/20
Assists		
5	vs Ole Miss	1/26/20
Blocks		
2	4 times	
Steals		
3	3x; last vs. Alabama	2/23/20
Field Goals		
4	3x; last at Georgia	1/5/20
Field Goal Attempts		
10	at Florida	1/24/19
3-Point Field Goals		
3	vs Alabama	1/14/21
3-Point FG Attempts		
6	vs Texas A&M	2/9/20
Free Throws		
7	vs UL-Lafayette	12/30/18
Free Throw Attempts		
10	vs UL-Lafayette	12/30/18

WIGGINS' CAREER STATISTICS

SEASON	TEAM	GP-GS	MIN/AVG	Field Goals		3-Point		F-Throws		Rebounds				Scoring						
				FG-FGA	FG%	3FG-3FGA	3FG%	FT-FTA	FT%	OFF	DEF	TOT	AVG	PF-FO	A	TO	BLK	STL	PTS	AVG
2018-19	MSU	29-1	264/9.1	29-98	.296	11-43	.256	14-26	.538	12	28	40	1.4	26-0	26	19	8	14	83	2.9
2019-20	MSU	32-3	456/14.2	47-123	.382	17-46	.370	23-32	.719	14	37	51	1.6	39-0	33	43	14	16	134	4.2
2020-21	MSU	11-0	144/13.1	9-27	.333	5-17	.294	5-9	.556	1	12	13	1.2	8-0	7	9	4	0	28	2.5
2021-22	AUB	15-1	171/11.4	7-33	.212	2-13	.154	4-7	.571	8	16	24	1.6	14-0	8	11	3	2	20	1.3
TOTAL FOR AUB		15-1	171/11.4	7-33	.212	2-13	.154	4-7	.571	8	16	24	1.6	14-0	8	11	3	2	20	1.3
TOTAL		87-5	1035/11.9	92-281	.327	35-119	.294	46-74	.622	35	93	128	1.5	87-0	74	82	29	32	265	3.0



Sania WELLS

#2

Junior • Guard • 5-7
Moss Point, Miss. • East Central HS

- SEC's leading free-throw shooter (49-53, 92.5%); 8th in NCAA (as of 1/20)
- Career-high 20 points in OT loss at Missouri (1/6)
- Made her first 15 free throws of the season, including four clutch FTs in the final minute to seal Auburn's win at #18 Georgia Tech (11/21)
- Career-high 7 assists, 6-6 FT in win over Alabama State (11/16)
- Played in 23 of 24 games in 2020-21; averaged 3.3 points, 0.8 rebounds in 14.4 minutes/game
- Played in 25 games as a freshman, averaging 8.6 minutes/game
- Ranked as No. 27 point guard nationally out of high school by ESPN HoopGurlz
- USA Today All-Mississippi Team as HS senior; averaged 27 points, 5 rebounds, 4 steals

SEASON HIGHS

Points		
20	at Missouri	1/6/22
Rebounds		
6	2x; last vs. Oklahoma State	12/5/21
Assists		
7	vs Alabama State	11/16/21
Blocks		
2	vs Georgia Southern	11/11/21
Steals		
3	vs Kennesaw State	12/20/21
Field Goals		
9	at Missouri	1/6/22
Field Goal Attempts		
20	at Missouri	1/6/22
3-Point Field Goals		
2	2x; last vs Kennesaw State	12/20/21
3-Point FG Attempts		
5	at Little Rock	11/24/21
Free Throws		
8	vs North Florida	11/30/21
Free Throw Attempts		
8	vs North Florida	11/30/21

Opponent	Start	Min.	FG-A	3PT-A	FT-A	O-D-T	PF	Ast.	TO	Blk.	St.	Pts.
MILES (ex.)						--DNP--						
GEORGIA SOUTHERN	*	34	7-16	2-3	3-3	0-6-6	5	5	5	2	2	19
at Old Dominion	*	28	4-10	1-2	2-2	0-1-1	4	1	2	0	0	11
ALABAMA STATE	*	32	1-11	0-2	6-6	1-2-3	5	7	4	0	2	8
at Georgia Tech	*	24	2-5	0-0	4-4	0-2-2	2	0	1	0	1	8
at Little Rock	*	36	4-17	1-5	2-3	1-3-4	1	2	3	0	0	11
CHARLESTON SO.	*	26	1-4	1-2	0-0	2-1-3	1	1	0	0	1	3
NORTH FLORIDA	*	26	1-6	0-3	8-8	1-1-2	2	3	3	0	1	10
OKLAHOMA STATE	*	23	4-5	0-0	5-6	1-5-6	3	4	0	0	2	13
at Belmont	*	38	3-11	1-3	6-6	1-1-2	2	2	0	0	2	13
GRAMBLING STATE						--DNP--						
KENNESAW STATE	*	32	4-8	2-4	1-2	0-1-1	1	1	3	0	3	11
at Alabama	*	31	2-10	1-3	4-4	0-4-4	4	2	3	1	1	9
at Missouri	*	44	9-20	1-4	1-1	0-4-4	2	0	3	0	1	20
LSU	*	36	2-11	0-2	4-4	1-1-2	2	2	1	0	1	8
at Florida	*	32	2-6	1-1	3-4	0-4-4	3	2	1	0	2	8
at Texas A&M	*	30	5-11	0-1	0-0	0-1-1	2	2	3	0	0	10
ALABAMA												
TENNESSEE												
at Vanderbilt												
MISSISSIPPI STATE												
at Arkansas												
FLORIDA												
at South Carolina												
GEORGIA												
OLE MISS												
at Kentucky												

CAREER HIGHS

Points		
20	at Missouri	1/6/22
Rebounds		
6	2x; last vs. Oklahoma State	12/5/21
Assists		
7	vs Alabama State	11/16/21
Blocks		
2	vs Georgia Southern	11/11/21
Steals		
3	vs Kennesaw State	12/20/21
Field Goals		
9	at Missouri	1/6/22
Field Goal Attempts		
20	at Missouri	1/6/22
3-Point Field Goals		
3	vs. South Alabama	12/13/20
3-Point FG Attempts		
6	vs. South Alabama	12/13/20
Free Throws		
8	vs North Florida	11/30/21
Free Throw Attempts		
8	vs North Florida	11/30/21

WELLS' CAREER STATISTICS

SEASON	TEAM	GP-GS	MIN/AVG	Field Goals		3-Point		F-Throws		Rebounds				Scoring						
				FG-FGA	FG%	3FG-3FGA	3FG%	FT-FTA	FT%	OFF	DEF	TOT	AVG	PF-FO	A	TO	BLK	STL	PTS	AVG
2019-20	AUB	25-0	214/8.6	14-47	.298	3-17	.176	10-14	.714	5	15	20	0.8	26-0	13	17	0	5	41	1.6
2020-21	AUB	23-1	331/14.4	23-95	.242	11-42	.262	18-28	.643	6	13	19	0.8	33-0	18	18	1	9	75	3.3
2021-22	AUB	15-15	472/31.5	51-152	.336	11-35	.314	49-53	.925	8	37	45	3.0	39-2	34	32	3	19	162	10.8
TOTAL		63-16	1017/16.1	88-294	.299	25-94	.266	77-95	.811	19	65	84	1.3	98-2	65	67	4	33	278	4.4



Annie HUGHES

#3

Junior • Guard • 5-9
Dutton, Ala. • Pisgah HS

- Career-high 7 assists in win over Kennesaw State (12/20)
- Career-high 21 points on 5-7 3FG along with career-best 5 steals vs. Charleston Southern (11/26)
- Career-high 10 rebounds at Belmont (12/15) while playing all 40 minutes
- Has played all 40 minutes in 3 games this year (Georgia Tech, Belmont, Kennesaw State)
- Only Auburn player to appear in every game the last two seasons; started 10 games as a sophomore, 7 as a freshman
- Averaged 3.0 points, 2.0 rebounds as a sophomore in 2020-21
- Shot 45.2% from the field (42-93) and 34.2% (13-38) from 3-point range as a freshman
- 2019 Alabama Miss Basketball, first to attend Auburn since Whitney Boddie in 2005
- Averaged 21.4 points, 7.0 rebounds, 4.2 assists, 3.5 steals as HS senior; led Pisgah HS to back-to-back state titles in '18 and '19

SEASON HIGHS

Points	21	vs. Charleston So.	11/26/21
Rebounds	10	at Belmont	12/15/21
Assists	7	vs Kennesaw State	12/20/21
Blocks			
Steals	5	vs. Charleston So.	11/26/21
Field Goals	7	vs. Charleston So.	11/26/21
Field Goal Attempts	10	2x; last vs. Charleston So.	11/26/21
3-Point Field Goals	5	vs. Charleston So.	11/26/21
3-Point FG Attempts	7	vs. Charleston So.	11/26/21
Free Throws	2	vs. Charleston So.	11/26/21
Free Throw Attempts	2	5x; last vs Kennesaw State	12/20/21

Opponent	Start	Min.	FG-A	3PT-A	FT-A	O-D-T	PF	Ast.	TO	Blk.	St.	Pts.
MILES (ex.)	*	34	5-13	1-3	0-0	1-5-6	2	6	1	0	3	11
GEORGIA SOUTHERN	*	35	2-7	1-5	0-0	1-3-4	3	2	2	0	1	5
at Old Dominion	*	38	1-6	0-4	0-0	0-2-2	1	0	2	0	0	2
ALABAMA STATE	*	37	4-10	1-2	0-0	4-2-6	1	1	0	0	1	9
at Georgia Tech	*	40	3-7	1-2	0-0	0-1-1	2	2	0	0	1	7
at Little Rock	*	28	2-8	1-4	0-0	1-2-3	1	2	0	0	1	5
CHARLESTON SO.	*	28	7-10	5-7	2-2	0-4-4	0	2	1	0	5	21
NORTH FLORIDA	*	34	4-7	1-2	1-2	1-2-3	0	1	1	0	3	10
OKLAHOMA STATE		31	2-3	1-1	0-0	2-1-3	0	2	2	0	0	5
at Belmont	*	40	1-3	0-0	1-2	3-7-10	0	3	0	0	0	3
GRAMBLING STATE	*	30	0-0	0-0	1-2	0-1-1	0	3	1	0	1	1
KENNESAW STATE	*	40	2-8	2-6	0-2	0-2-2	0	7	2	0	1	6
at Alabama	*	37	2-7	1-5	0-1	1-1-2	1	0	1	0	2	5
at Missouri	*	30	3-8	1-3	0-0	0-2-2	0	1	0	0	1	7
LSU	*	21	1-5	0-2	0-0	1-2-3	0	0	0	0	1	2
at Florida	*	30	3-7	0-1	0-0	0-3-3	0	1	0	0	0	6
at Texas A&M	*	17	3-6	0-1	0-0	1-0-1	0	1	0	0	0	6
ALABAMA												
TENNESSEE												
at Vanderbilt												
MISSISSIPPI STATE												
at Arkansas												
FLORIDA												
at South Carolina												
GEORGIA												
OLE MISS												
at Kentucky												

CAREER HIGHS

Points	21	vs. Charleston So.	11/26/21
Rebounds	10	at Belmont	12/15/21
Assists	7	vs Kennesaw State	12/20/21
Blocks			
Steals	1	2x; last at Alabama	1/24/21
Steals	5	vs. Charleston So.	11/26/21
Field Goals	7	2x; last vs. Charleston So.	11/26/21
Field Goal Attempts	16	vs. North Florida	12/17/20
3-Point Field Goals	5	vs. Charleston So.	11/26/21
3-Point FG Attempts	8	vs. North Florida	12/17/20
Free Throws	2	3x; last vs. Charleston So.	11/26/21
Free Throw Attempts	4	vs. Middle Tennessee	11/29/19

HUGHES' CAREER STATISTICS

SEASON	TEAM	GP-GS	MIN/AVG	Field Goals		3-Point		F-Throws		Rebounds				Scoring						
				FG-FGA	FG%	3FG-3FGA	3FG%	FT-FTA	FT%	OFF	DEF	TOT	AVG	PF-FO	A	TO	BLK	STL	PTS	AVG
2019-20	AUB	29-7	488/16.8	42-93	.452	13-38	.342	6-13	.462	20	17	37	1.3	29-0	19	21	0	14	103	3.6
2020-21	AUB	24-10	374/15.6	28-78	.359	9-34	.265	7-12	.583	22	27	49	2.0	21-0	12	18	2	19	72	3.0
2021-22	AUB	16-15	517/32.3	40-102	.392	15-45	.333	5-11	.455	15	35	50	3.1	9-0	28	12	0	18	100	6.3
TOTAL		69-32	1379/20.0	110-273	.403	37-117	.316	18-36	.500	57	79	136	2.0	59-0	59	51	2	51	275	4.0



Riley DONAHUE

#4

Sophomore • Guard • 5-10
Atlanta, Ga. • Marist School

- Made corner 3-pointer in first attempt of season in win over Grambling (12/18)
- Played 7 minutes vs. Charleston Southern, made a free throw and had 2 rebounds and a steal
- Hit 3-pointer to push Auburn over the 100-point mark in exhibition win over Miles (11/4)
- Saw action in 3 games as a freshman in 2020-21
- Hit first collegiate shot attempt, a 3-pointer, in final minute vs. Gardner-Webb (12/1)
- Made collegiate debut with one minute of action vs. USC Upstate (11/25)
- Joined Auburn as a walk-on in summer of 2020
- Was a GHSA first-team all-region selection as a senior

SEASON HIGHS

Points	3	vs. Grambling	12/18/21
Rebounds	2	vs. Charleston So.	11/26/21
Assists			
Blocks			
Steals	1	vs. Charleston So.	11/26/21
Field Goals	1	vs. Grambling	12/18/21
Field Goal Attempts	2	at Texas A&M	1/16/22
3-Point Field Goals	1	vs. Grambling	12/18/21
3-Point FG Attempts	1	3x; last at Texas A&M	1/16/22
Free Throws	2	at Texas A&M	1/16/22
Free Throw Attempts	2	2x; last at Texas A&M	1/16/22

Opponent	Start	Min.	FG-A	3PT-A	FT-A	O-D-T	PF	Ast.	TO	Blk.	St.	Pts.
MILES (ex.)		3	1-1	1-1	0-0	0-0-0	0	1	0	0	1	3
GEORGIA SOUTHERN						--DNP--						
at Old Dominion		1	0-0	0-0	0-0	0-0-0	0	0	0	0	0	0
ALABAMA STATE		1	0-0	0-0	0-0	0-0-0	0	0	0	0	0	0
at Georgia Tech						--DNP--						
at Little Rock						--DNP--						
CHARLESTON SO.		7	0-0	0-0	1-2	0-2-2	0	0	1	0	1	1
NORTH FLORIDA						--DNP--						
OKLAHOMA STATE						--DNP--						
at Belmont						--DNP--						
GRAMBLING STATE		3	1-1	1-1	0-0	0-0-0	0	0	0	0	0	3
KENNESAW STATE						--DNP--						
at Alabama						--DNP--						
at Missouri						--DNP--						
LSU		1	0-1	0-0	0-0	0-0-0	0	0	0	0	0	0
at Florida		0+	0-1	0-0	0-0	0-0-0	1	0	0	0	0	0
at Texas A&M		2	0-2	0-1	2-2	0-1-1	0	0	0	0	0	2
ALABAMA												
TENNESSEE												
at Vanderbilt												
MISSISSIPPI STATE												
at Arkansas												
FLORIDA												
at South Carolina												
GEORGIA												
OLE MISS												
at Kentucky												

CAREER HIGHS

Points	3	2x; last vs. Grambling	12/18/21
Rebounds	2	vs. Charleston So.	11/26/21
Assists			
Blocks			
Steals	1	vs. Charleston So.	11/26/21
Field Goals	1	2x; last vs. Grambling	12/18/21
Field Goal Attempts	2	at Texas A&M	1/16/22
3-Point Field Goals	1	2x; last vs. Grambling	12/18/21
3-Point FG Attempts	1	4x; last at Texas A&M	1/16/22
Free Throws	2	at Texas A&M	1/16/22
Free Throw Attempts	2	2x; last at Texas A&M	1/16/22

DONAHUE'S CAREER STATISTICS

SEASON	TEAM	GP-GS	MIN/AVG	Field Goals		3-Point		F-Throws		Rebounds				Scoring							
				FG-FGA	FG%	3FG-3FGA	3FG%	FT-FTA	FT%	OFF	DEF	TOT	AVG	PF	FO	A	TO	BLK	STL	PTS	AVG
2020-21	AUB	3-0	3/1.0	1-1	1.000	1-1	1.000	0-0	.000	0	0	0	0.0	1-0	0	1	0	0	0	3	1.0
2021-22	AUB	7-0	14/2.0	1-5	.200	1-2	.500	3-4	.750	0	3	3	0.4	1-0	0	1	0	1	0	6	0.9
TOTAL		10-0	17/1.7	2-6	.333	2-3	.667	3-4	.750	0	3	3	0.3	2-0	0	2	0	1	0	9	0.9



Aicha COULIBALY

#5

Sophomore • Guard/Forward • 6-0
Mali • IMG Academy (Fla.)

- Three double-doubles this season: 17/13 at Old Dominion (11/14), 23/11 vs. Kennesaw State (12/20), 17/12 at Alabama (1/2)
- Six games with 20+ points, including four straight; career-high of 27 vs. Charleston Southern (11/26)
- Career-high 5 steals along with 9 points, 9 rebounds in win over Alabama State (11/16)
- Played in 23 of 24 games as a freshman, earning 7 starts; averaged 5.1 points, 3.1 rebounds per game
- Played for Mali's national team at FIBA U16 African Championships in 2017, leading her team to tournament championship
- Named tournament MVP after scoring 21.8 points/game in that event
- Is Auburn's third women's basketball player from Africa, along with Crispina Correia (Cape Verde, 2001-03) and Khady Dieng (Senegal, 2013-17)

SEASON HIGHS

Points		
27	vs. Charleston So.	11/26/21
Rebounds		
13	at Old Dominion	11/14/21
Assists		
3	4x; last at Texas A&M	1/16/22
Blocks		
2	2x; last vs. Oklahoma State	12/5/21
Steals		
6	vs. Grambling	12/18/21
Field Goals		
10	3x; last vs Kennesaw State	12/20/21
Field Goal Attempts		
21	vs. Charleston So.	11/26/21
3-Point Field Goals		
1	7x; last at Texas A&M	1/16/22
3-Point FG Attempts		
4	at Missouri	1/6/22
Free Throws		
11	vs. Charleston So.	11/26/21
Free Throw Attempts		
14	vs. Charleston So.	11/26/21

Opponent	Start	Min.	FG-A	3PT-A	FT-A	O-D-T	PF	Ast.	TO	Blk.	St.	Pts.
MILES (ex.)	*	23	8-14	1-1	3-5	4-3-7	3	2	2	0	3	20
GEORGIA SOUTHERN	*	30	4-11	1-1	3-7	4-4-8	5	1	4	0	2	12
at Old Dominion	*	38	7-14	0-2	3-7	4-9-13	4	0	3	1	1	17
ALABAMA STATE	*	27	2-10	1-2	4-5	2-7-9	2	3	7	2	5	9
at Georgia Tech	*	33	6-13	0-3	2-4	1-4-5	4	2	2	0	1	14
at Little Rock	*	27	5-8	0-0	0-3	1-4-5	4	0	7	0	2	10
CHARLESTON SO.	*	27	8-21	0-1	11-14	4-5-9	2	2	2	0	3	27
NORTH FLORIDA	*	39	10-18	0-3	3-4	3-5-8	2	2	3	1	3	23
OKLAHOMA STATE	*	37	9-10	1-2	6-8	1-4-5	4	1	6	2	3	25
at Belmont	*	31	10-18	0-1	4-7	2-4-6	1	2	3	1	2	24
GRAMBLING STATE	*	33	6-13	0-1	5-6	2-6-8	4	1	2	0	6	17
KENNESAW STATE	*	35	10-19	1-1	2-4	6-5-11	2	3	3	1	2	23
at Alabama	*	37	5-12	0-0	7-10	4-8-12	3	3	7	0	0	17
at Missouri	*	39	7-16	1-4	0-2	6-2-8	4	1	3	1	1	15
LSU	*	23	4-15	0-2	5-7	2-4-6	4	0	2	1	0	13
at Florida	*	35	9-19	1-3	5-10	3-5-8	5	1	3	1	0	24
at Texas A&M	*	29	5-11	1-2	4-5	4-5-9	4	3	1	0	1	15
ALABAMA												
TENNESSEE												
at Vanderbilt												
MISSISSIPPI STATE												
at Arkansas												
FLORIDA												
at South Carolina												
GEORGIA												
OLE MISS												
at Kentucky												

CAREER HIGHS

Points		
27	vs. Charleston So.	11/26/21
Rebounds		
13	at Old Dominion	11/14/21
Assists		
3	5x; last at Texas A&M	1/16/22
Blocks		
2	3x; last vs. Oklahoma State	12/5/21
Steals		
6	vs. Grambling	12/18/21
Field Goals		
10	3x; last vs Kennesaw State	12/20/21
Field Goal Attempts		
21	vs. Charleston So.	11/26/21
3-Point Field Goals		
2	at Tennessee	2/28/21
3-Point FG Attempts		
4	2x; last at Missouri	1/6/22
Free Throws		
11	vs. Charleston So.	11/26/21
Free Throw Attempts		
14	vs. Charleston So.	11/26/21

COULIBALY'S CAREER STATISTICS

SEASON	TEAM	GP-GS	MIN/AVG	Field Goals		3-Point		F-Throws		Rebounds				Scoring						
				FG-FGA	FG%	3FG-3FGA	3FG%	FT-FTA	FT%	OFF	DEF	TOT	AVG	PF-FO	A	TO	BLK	STL	PTS	AVG
2020-21	AUB	23-7	436/19.0	45-128	.352	5-33	.152	23-37	.622	22	49	71	3.1	38-0	19	24	10	20	118	5.1
2021-22	AUB	16-16	520/32.5	107-228	.469	7-28	.250	64-103	.621	49	81	130	8.1	54-2	25	58	11	32	285	17.8
TOTAL		39-23	956/24.5	152-356	.427	12-61	.197	87-140	.621	71	130	201	5.2	92-2	44	82	21	52	403	10.3



Kiyae' WHITE

#10

Redshirt Senior • Forward • 6-2
Macungie, Pa. • Emmaus HS

- Matched career-high with 15 points along with 7 rebounds in win over Alabama State (11/16); 6-8 FG
- Recorded double-double (12 points, 16 rebounds) in exhibition win over Miles (11/4)
- Played in one game in 2020-21 (South Alabama); missed rest of season with injury
- Played in all 29 games as a redshirt sophomore, earning 14 starts; averaged 4.0 points, 4.8 rebounds in '19-20
- Shot 57.3% from the field (43-75) in 2019-20
- Scored career-high 15 points in season finale vs. Arkansas in 2020 SEC Tournament; also had 8 rebounds, 4 assists
- Career-high 11 rebounds in 2019-20 season-opener vs. Wofford while playing just 16 minutes
- Has two brothers that play in the NFL: Kevin White (Saints), Kyzir White (Chargers)

SEASON HIGHS

Points		
15	vs Alabama State	11/16/21
Rebounds		
9	at Missouri	1/6/22
Assists		
2	vs. Charleston So.	11/26/21
Blocks		
2	vs Alabama State	11/16/21
Steals		
3	vs Alabama State	11/16/21
Field Goals		
6	vs Alabama State	11/16/21
Field Goal Attempts		
8	vs Alabama State	11/16/21
3-Point Field Goals		
3-Point FG Attempts		
Free Throws		
4	at Little Rock	11/24/21
Free Throw Attempts		
6	2x; last vs Alabama State	11/16/21

Opponent	Start	Min.	FG-A	3PT-A	FT-A	O-D-T	PF	Ast.	TO	Blk.	St.	Pts.
MILES (ex.)	*	23	3-8	0-0	6-6	8-8-16	2	2	0	0	0	12
GEORGIA SOUTHERN	*	18	1-5	0-0	2-6	5-2-7	1	0	0	1	1	4
at Old Dominion	*	11	0-2	0-0	0-0	0-0-0	4	0	0	1	0	0
ALABAMA STATE	*	32	6-8	0-0	3-6	3-4-7	3	1	1	2	3	15
at Georgia Tech	*	18	2-2	0-0	0-0	1-3-4	4	0	0	0	0	4
at Little Rock	*	21	0-2	0-0	4-4	4-2-6	2	1	2	0	0	4
CHARLESTON SO.	*	19	2-5	0-0	1-4	4-1-5	3	2	2	0	1	5
NORTH FLORIDA	*	19	1-1	0-0	0-0	2-2-4	1	0	0	0	0	2
OKLAHOMA STATE	*	10	0-0	0-0	0-2	0-1-1	3	0	1	0	0	0
at Belmont	*	9	1-1	0-0	0-0	2-0-2	2	0	1	0	0	2
GRAMBLING STATE	*	14	2-4	0-0	3-4	2-1-3	0	0	2	0	0	7
KENNESAW STATE	*	19	3-4	0-0	1-3	3-2-5	5	1	0	0	1	7
at Alabama		12	0-3	0-0	0-0	3-3-6	1	0	2	0	1	0
at Missouri	*	31	1-6	0-0	2-4	5-4-9	5	0	1	1	0	4
LSU	*	30	1-2	0-0	0-0	0-3-3	3	0	1	0	1	2
at Florida						--DNP--						
at Texas A&M		10	0-3	0-0	2-4	1-1-2	2	0	1	0	0	2
ALABAMA												
TENNESSEE												
at Vanderbilt												
MISSISSIPPI STATE												
at Arkansas												
FLORIDA												
at South Carolina												
GEORGIA												
OLE MISS												
at Kentucky												

CAREER HIGHS

Points		
15	2x; last vs Alabama State	11/16/21
Rebounds		
11	vs. Wofford	11/6/19
Assists		
4	vs. Wofford	11/6/19
Blocks		
1	10x; last at Old Dominion	11/14/21
Steals		
3	3x; last vs Alabama State	11/16/21
Field Goals		
7	vs. Arkansas	3/5/20
Field Goal Attempts		
9	vs. Arkansas	3/5/20
3-Point Field Goals		
3-Point FG Attempts		
1	at South Carolina	2/13/20
Free Throws		
6	vs. St. Joseph's	11/24/19
Free Throw Attempts		
8	vs. St. Joseph's	11/24/19

WHITE'S CAREER STATISTICS

SEASON	TEAM	GP-GS	MIN/AVG	Field Goals		3-Point		F-Throws		Rebounds				Scoring						
				FG-FGA	FG%	3FG-3FGA	3FG%	FT-FTA	FT%	OFF	DEF	TOT	AVG	PF-FO	A	TO	BLK	STL	PTS	AVG
2018-19	AUB	29-0	197/6.8	15-39	.385	0-0	.000	8-14	.571	23	28	51	1.8	27-0	9	10	1	2	38	1.3
2019-20	AUB	29-14	536/18.5	43-75	.573	0-1	.000	29-56	.518	47	93	140	4.8	63-0	21	36	10	24	115	4.0
2020-21	AUB	1-0	4/3.7	0-2	.000	0-0	.000	0-0	.000	1	2	3	3.0	1-0	0	0	0	0	0	0.0
2021-22	AUB	15-13	270/18.0	20-49	.408	0-0	.000	18-37	.486	35	29	64	4.3	39-2	5	14	5	8	58	3.9
TOTAL		74-27	1007/13.6	78-165	.473	0-1	.000	55-107	.514	106	152	258	3.5	130-2	35	60	16	34	211	2.9



Romi LEVY

#11

Sophomore • Forward • 6-2
Herzliya, Israel • Hof Hasharon HS

- Will miss 2021-22 season with torn ACL suffered in practice on Oct. 31
- 2021 SEC All-Freshman Team selection
- Played in 23 of 24 games as a freshman, earning 14 starts; averaged 5.4 points, 3.9 rebounds in 22.1 minutes/game
- Pulled down career-high 12 rebounds; missed double-double by 2 points at Arkansas (1/31)
- Career-high 12 points along with 5 rebounds in win over North Florida (12/17)
- Made collegiate debut vs. USC Upstate (11/25); finished with 8 points, 3 rebounds, 2 assists, 2 steals
- Competed in 2018 U18 Women's European Championships with Israeli national team; led team to bronze medal
- Completed mandatory national service in Israel before enrolling at Auburn

SEASON HIGHS

- Points
- Rebounds
- Assists
- Blocks
- Steals
- Field Goals
- Field Goal Attempts
- 3-Point Field Goals
- 3-Point FG Attempts
- Free Throws
- Free Throw Attempts

Opponent	Start	Min.	FG-A	3PT-A	FT-A	O-D-T	PF	Ast.	TO	Blk.	St.	Pts.
MILES (ex.)												
GEORGIA SOUTHERN												
at Old Dominion												
ALABAMA STATE												
at Georgia Tech												
at Little Rock												
CHARLESTON SO.												
NORTH FLORIDA												
OKLAHOMA STATE												
NEW ORLEANS												
at Belmont												
GRAMBLING STATE												
KENNESAW STATE												
KENTUCKY												
at Alabama												
at Missouri												
LSU												
at Florida												
at Texas A&M												
ALABAMA												
TENNESSEE												
at Vanderbilt												
MISSISSIPPI STATE												
at Arkansas												
FLORIDA												
at South Carolina												
GEORGIA												
OLE MISS												
at Kentucky												

--OUT FOR SEASON (TORN ACL)--

CAREER HIGHS

- Points
13 at Ole Miss 1/7/21
- Rebounds
12 at Arkansas 1/31/21
- Assists
7 vs. Kentucky 1/21/21
- Blocks
2 2x; last at Houston 12/5/20
- Steals
6 vs. Georgia 1/2/21
- Field Goals
6 at Ole Miss 1/7/21
- Field Goal Attempts
12 at LSU 12/31/20
- 3-Point Field Goals
3 vs. South Carolina 2/4/21
- 3-Point FG Attempts
6 at Florida 1/17/21
- Free Throws
2 2x; last vs. North Florida 12/17/20
- Free Throw Attempts
2 6x; last at Arkansas 1/31/21

LEVY'S CAREER STATISTICS

SEASON	TEAM	GP-GS	MIN/AVG	Field Goals		3-Point		F-Throws		Rebounds				Scoring						
				FG-FGA	FG%	3FG-3FGA	3FG%	FT-FTA	FT%	OFF	DEF	TOT	AVG	PF-FO	A	TO	BLK	STL	PTS	AVG
2020-21	AUB	23-14	508/22.1	52-145	.359	16-63	.254	5-14	.357	24	65	89	3.9	43-0	34	32	10	33	125	5.4
TOTAL		23-14	508/22.1	52-145	.359	16-63	.254	5-14	.357	24	65	89	3.9	43-0	34	32	10	33	125	5.4



Mar'Shaun BOSTIC

#12

Freshman • Guard • 5-8
Florissant, Mo. • Vashon HS

- Matched season-high with 4 assists and no turnovers in 20 minutes vs. Kennesaw State (12/20)
- Season-high 8 points in first collegiate start vs. Grambling (12/18)
- First collegiate FGs, career-high 4 points, 3 steals in win at #18 Georgia Tech (11/21)
- Made collegiate debut vs. Georgia Southern; had 2 rebounds, 2 steals (11/11)
- Started at point guard in exhibition vs. Miles; scored 12 points with 4 assists and 3 steals
- First-team all-metro by St. Louis Post Dispatch as HS senior; helped Vashon HS to 3rd place in state tournament
- No. 14 in Prep Girls Hoops Missouri Class of 2021 rankings
- Scored 1,352 points in high school career

SEASON HIGHS

Points		
8	vs. Grambling	12/18/21
Rebounds		
4	2x; last vs North Florida	11/30/21
Assists		
4	2x; last vs Kennesaw State	12/20/21
Blocks		
1	at Old Dominion	11/14/21
Steals		
3	2x; last at Florida	1/13/22
Field Goals		
3	2x; last vs. Grambling	12/18/21
Field Goal Attempts		
6	at Georgia Tech	11/21/21
3-Point Field Goals		
3-Point FG Attempts		
Free Throws		
2	3x; last vs. LSU	1/9/22
Free Throw Attempts		
3	vs. Grambling	12/18/21

Opponent	Start	Min.	FG-A	3PT-A	FT-A	O-D-T	PF	Ast.	TO	Blk.	St.	Pts.
MILES (ex.)	*	22	4-6	0-0	4-8	0-3-3	3	4	1	0	3	12
GEORGIA SOUTHERN		10	0-5	0-0	0-0	2-0-2	5	1	4	0	2	0
at Old Dominion		17	0-3	0-0	2-2	0-1-1	4	2	1	1	2	2
ALABAMA STATE		7	0-0	0-0	0-0	0-1-1	1	1	4	0	1	0
at Georgia Tech		16	2-6	0-0	0-0	0-2-2	1	2	2	0	3	4
at Little Rock		11	3-4	0-0	0-0	1-0-1	3	1	0	0	1	6
CHARLESTON SO.		14	0-1	0-0	1-2	1-3-4	1	3	3	0	0	1
NORTH FLORIDA		19	0-2	0-0	1-2	1-3-4	3	4	5	0	2	1
OKLAHOMA STATE						--DNP--						
at Belmont		0+	0-0	0-0	0-0	0-0-0	0	0	1	0	0	0
GRAMBLING STATE	*	28	3-3	0-0	2-3	0-2-2	3	1	5	0	2	8
KENNESAW STATE		20	0-0	0-0	0-0	0-1-1	1	4	0	0	0	0
at Alabama		9	1-1	0-0	0-0	0-1-1	4	0	1	0	0	2
at Missouri		14	1-1	0-0	0-0	0-0-0	2	2	0	0	1	2
LSU		14	0-2	0-0	2-2	1-1-2	2	2	1	0	2	2
at Florida		11	2-2	0-0	1-2	0-1-1	3	2	2	0	3	5
at Texas A&M		20	0-3	0-0	0-0	0-3-3	3	2	2	0	2	0
ALABAMA												
TENNESSEE												
at Vanderbilt												
MISSISSIPPI STATE												
at Arkansas												
FLORIDA												
at South Carolina												
GEORGIA												
OLE MISS												
at Kentucky												

BOSTIC'S CAREER STATISTICS

SEASON	TEAM	GP-GS	MIN/AVG	Field Goals		3-Point		F-Throws		Rebounds				Scoring						
				FG-FGA	FG%	3FG-3FGA	3FG%	FT-FTA	FT%	OFF	DEF	TOT	AVG	PF-FO	A	TO	BLK	STL	PTS	AVG
2021-22	AUB	15-1	210/14.0	12-33	.364	0-0	.000	9-13	.692	6	19	25	1.7	36-1	27	31	1	21	33	2.2
TOTAL		15-1	210/14.0	12-33	.364	0-0	.000	9-13	.692	6	19	25	1.7	36-1	27	31	1	21	33	2.2



Jala JORDAN

#14

Redshirt Junior • Forward • 6-2
Philadelphia, Pa. • IMG Academy (Fla.) • West Virginia

- Career-high 23 points and 10 rebounds for first career double-double in win over Grambling (12/18)
- Made first start of 2021-22 season at Alabama (1/2)
- Drew 3 charges and provided significant defensive help in win at #18 Georgia Tech (11/21)
- Hit a pair of 3-pointers; finished with 7 points, 5 rebounds in win over Alabama State (11/16)
- Played in 15 games in 2020-21; earning 7 starts; missed final 9 games of season with injury
- Tied for team lead with career-high 16 points off the bench in season-opener vs. USC Upstate (11/25); was 4-6 on 3-pointers
- Sat out 2019-20 season per NCAA rules after transferring to Auburn from West Virginia in the 2019 offseason
- Appeared in 25 games as a freshman for WVU, averaging 1.7 points and 1.4 rebounds while playing 6.4 minutes/game

SEASON HIGHS

Points	23	vs. Grambling	12/18/21
Rebounds	10	vs. Grambling	12/18/21
Assists	2	2x; last vs. Grambling	12/18/21
Blocks	3	vs Oklahoma State	12/5/21
Steals	2	vs Oklahoma State	12/5/21
Field Goals	10	vs. Grambling	12/18/21
Field Goal Attempts	13	vs. Grambling	12/18/21
3-Point Field Goals	2	vs Alabama State	11/16/21
3-Point FG Attempts	2	vs Alabama State	11/16/21
Free Throws	5	vs Kennesaw State	12/20/21
Free Throw Attempts	6	2x; last vs Kennesaw State	12/20/21

Opponent	Start	Min.	FG-A	3PT-A	FT-A	O-D-T	PF	Ast.	TO	Blk.	St.	Pts.
MILES (ex.)		4	1-2	0-1	0-0	0-1-1	1	0	2	2	0	2
GEORGIA SOUTHERN		2	1-2	0-0	0-0	0-1-1	0	0	2	0	0	2
at Old Dominion		6	0-1	0-0	0-0	1-1-2	2	1	3	1	0	0
ALABAMA STATE		14	2-9	2-2	1-2	2-3-5	5	0	1	2	0	7
at Georgia Tech		20	2-6	0-1	0-0	1-2-3	5	0	0	1	0	4
at Little Rock		21	2-5	0-1	0-0	2-3-5	4	0	2	1	0	4
CHARLESTON SO.		11	2-5	0-0	2-2	0-1-1	0	2	3	0	0	6
NORTH FLORIDA		16	2-6	0-1	1-2	1-6-7	4	0	0	1	0	5
OKLAHOMA STATE		18	4-5	1-1	0-1	1-3-4	4	1	2	3	2	9
at Belmont		19	4-7	0-1	2-4	1-8-9	4	0	1	1	0	10
GRAMBLING STATE		25	10-13	0-0	3-6	4-6-10	3	2	2	0	0	23
KENNESAW STATE		22	6-11	0-1	5-6	0-6-6	2	0	1	1	0	17
at Alabama	*	21	1-8	0-2	0-0	1-4-5	4	0	0	0	0	2
at Missouri		12	0-5	0-2	0-0	0-2-2	1	0	0	1	1	0
LSU		13	2-7	0-4	0-0	2-3-5	0	0	3	2	0	4
at Florida		5	1-2	0-1	0-0	0-0-0	2	0	0	0	0	2
at Texas A&M		8	1-2	0-0	0-0	0-0-0	0	0	0	0	0	2
ALABAMA												
TENNESSEE												
at Vanderbilt												
MISSISSIPPI STATE												
at Arkansas												
FLORIDA												
at South Carolina												
GEORGIA												
OLE MISS												
at Kentucky												

CAREER HIGHS

Points	23	vs. Grambling	12/18/21
Rebounds	10	vs. Grambling	12/18/21
Assists	4	vs. Gardner-Webb	12/1/20
Blocks	3	2x; last vs Oklahoma State	12/5/21
Steals	2	3x; last vs Oklahoma State	12/5/21
Field Goals	10	vs. Grambling	12/18/21
Field Goal Attempts	14	vs. Georgia	1/2/21
3-Point Field Goals	4	vs. USC Upstate	11/25/20
3-Point FG Attempts	6	2x; last vs. South Alabama	12/13/20
Free Throws	5	2x; last vs Kennesaw State	12/20/21
Free Throw Attempts	6	2x; last vs Kennesaw State	12/20/21

JORDAN'S CAREER STATISTICS

SEASON	TEAM	GP-GS	MIN/AVG	Field Goals		3-Point		F-Throws		Rebounds				Scoring						
				FG-FGA	FG%	3FG-3FGA	3FG%	FT-FTA	FT%	OFF	DEF	TOT	AVG	PF-FO	A	TO	BLK	STL	PTS	AVG
2018-19	WVU	27-0	163/6.0	14-40	.350	4-11	.364	11-16	.688	8	21	29	1.1	21-0	3	5	8	8	43	1.6
2020-21	AUB	15-7	253/16.8	39-113	.345	15-53	.283	15-22	.682	17	31	48	3.2	35-1	11	23	11	7	108	7.2
2021-22	AUB	16-1	231/14.4	40-94	.426	3-17	.176	14-23	.609	16	49	65	4.1	40-2	6	20	14	3	97	6.1
TOTAL FOR AUB		31-8	484/15.6	79-207	.382	18-70	.257	29-45	.644	33	80	113	3.6	75-3	17	43	25	10	205	6.6
TOTAL		58-8	647/11.1	93-247	.377	22-81	.272	40-61	.656	41	101	142	2.4	96-3	20	48	33	18	248	4.3



Adaora ONWUMELU

#20

Redshirt Sophomore • Forward • 6-2
Douglasville, Ga. • Lithia Springs HS • Iona

- Season-high 4 points in 4 minutes vs. Charleston Southern (11/26)
- Made collegiate debut at Old Dominion (11/14); scored two points and had five rebounds in 7 minutes of action
- Played 10 minutes in exhibition vs. Miles (11/4); had four rebounds
- Spent two seasons at Iona before joining Auburn as a walk-on in the summer of 2021
- All-region first team selection at Lithia Springs HS in Georgia

SEASON HIGHS

Points		
4	vs. Charleston So.	11/26/21
Rebounds		
5	at Old Dominion	11/14/21
Assists		
Blocks		
1	at Old Dominion	11/14/21
Steals		
Field Goals		
1	2x; last vs. Grambling	12/18/21
Field Goal Attempts		
3	at Old Dominion	11/14/21
3-Point Field Goals		
3-Point FG Attempts		
Free Throws		
2	3x; last at Florida	1/13/22
Free Throw Attempts		
2	4x; last at Florida	1/13/22

Opponent	Start	Min.	FG-A	3PT-A	FT-A	O-D-T	PF	Ast.	TO	Blk.	St.	Pts.
MILES (ex.)		10	0-1	0-0	0-0	0-4-4	1	0	0	0	0	0
GEORGIA SOUTHERN						--DNP--						
at Old Dominion		7	0-3	0-0	2-2	3-2-5	2	0	0	1	0	2
ALABAMA STATE						--DNP--						
at Georgia Tech						--DNP--						
at Little Rock		7	0-1	0-0	0-0	1-1-2	0	0	0	0	0	0
CHARLESTON SO.		4	1-2	0-0	2-2	1-1-2	2	0	2	0	0	4
NORTH FLORIDA						--DNP--						
OKLAHOMA STATE						--DNP--						
at Belmont						--DNP--						
GRAMBLING STATE		3	1-2	0-0	0-0	1-1-2	1	0	0	0	0	2
KENNESAW STATE		3	0-1	0-0	1-2	1-0-1	0	0	0	0	0	1
at Alabama						--DNP--						
at Missouri						--DNP--						
LSU		1	0-0	0-0	0-0	0-0-0	0	0	0	0	0	0
at Florida		4	0-0	0-0	2-2	1-1-2	0	0	0	0	0	2
at Texas A&M		2	0-0	0-0	0-0	0-1-1	1	0	0	0	0	0
ALABAMA												
TENNESSEE												
at Vanderbilt												
MISSISSIPPI STATE												
at Arkansas												
FLORIDA												
at South Carolina												
GEORGIA												
OLE MISS												
at Kentucky												

ONWUMELU'S CAREER STATISTICS

SEASON	TEAM	GP-GS	MIN/AVG	Field Goals		3-Point		F-Throws		Rebounds				Scoring						
				FG-FGA	FG%	3FG-3FGA	3FG%	FT-FTA	FT%	OFF	DEF	TOT	AVG	PF	FO	A	TO	BLK	STL	PTS
2021-22	AUB	8-0	31/3.9	2-9	.222	0-0	.000	7-8	.875	8	7	15	1.9	6-0	0	2	1	0	11	1.4
TOTAL		8-0	31/3.9	2-9	.222	0-0	.000	7-8	.875	8	7	15	1.9	6-0	0	2	1	0	11	1.4



Honesty SCOTT-GRAYSON

#23

Redshirt Junior • Guard • 5-8

Brick, N.J. • Riverdale Baptist HS (Md.) • Baylor

- Season-high 22 points along with 6 rebounds, 2 assists, 2 steals in win over Oklahoma State (12/5)
- Career-highs in assists (6) and steals (5) along with 5 points and 9 rebounds in win over Charleston Southern (11/26)
- Led Auburn with 18 points, 6 rebounds, 3 assists and hit 4-8 3FG while playing all 40 minutes in win at #18 Georgia Tech (11/21)
- Back-to-back double-doubles with 10 points/11 rebounds at ODU (11/14), 21 points/10 rebounds vs. Alabama State (11/16)
- Started all 24 games for Auburn in 2020-21; averaged 14.5 points overall and 16.7 points in SEC play
- Career-high 30 points vs. Missouri (2/7); first 30-point home game by Auburn player since Brandy Montgomery vs. Alabama in 2015
- Topped 20-point mark five times in SEC play in 2021 (30 vs. Missouri, 25 vs. Alabama, 24 at MSU, 23 at Ole Miss, 21 vs. Texas A&M)
- Played in 28 games as a freshman at Baylor, averaging 6.9 minutes/game, 2.5 points, 0.9 rebounds, 0.9 assists
- 2018 McDonald's All-American & 2018 Jordan Brand Classic All-American

SEASON HIGHS

Points	22	vs Oklahoma State	12/5/21
Rebounds	11	at Old Dominion	11/14/21
Assists	6	vs. Charleston So.	11/26/21
Blocks	4	at Alabama	1/2/22
Steals	5	vs. Charleston So.	11/26/21
Field Goals	9	vs Oklahoma State	12/5/21
Field Goal Attempts	17	at Old Dominion	11/14/21
3-Point Field Goals	4	at Georgia Tech	11/21/21
3-Point FG Attempts	8	at Georgia Tech	11/21/21
Free Throws	6	vs. LSU	1/9/22
Free Throw Attempts	8	vs. LSU	1/9/22

Opponent	Start	Min.	FG-A	3PT-A	FT-A	O-D-T	PF	Ast.	TO	Blk.	St.	Pts.
MILES (ex.)	*	25	7-13	1-3	4-5	1-1-2	2	1	1	0	2	19
GEORGIA SOUTHERN	*	30	4-12	0-1	3-3	1-6-7	3	1	3	0	0	11
at Old Dominion	*	37	3-17	0-3	4-5	2-9-11	2	1	2	0	2	10
ALABAMA STATE	*	33	8-12	1-3	4-6	5-5-10	3	3	2	1	1	21
at Georgia Tech	*	40	5-14	4-8	4-6	2-4-6	2	3	3	0	1	18
at Little Rock	*	27	2-10	0-3	2-4	1-6-7	3	1	2	0	1	6
CHARLESTON SO.	*	26	2-5	1-2	0-0	2-7-9	2	6	3	1	5	5
NORTH FLORIDA	*	24	4-12	1-4	4-4	2-2-4	2	1	2	0	0	13
OKLAHOMA STATE	*	39	9-16	0-0	4-5	1-5-6	2	2	5	0	2	22
at Belmont	*	34	7-13	1-2	4-6	1-8-9	1	4	6	0	3	19
GRAMBLING STATE	*	25	4-9	1-3	4-5	0-2-2	2	5	3	1	1	13
KENNESAW STATE	*	19	0-4	0-2	1-2	0-2-2	2	2	2	0	1	1
at Alabama	*	40	7-16	1-4	2-3	0-6-6	2	2	3	4	1	17
at Missouri	*	43	6-15	0-1	3-3	1-1-2	3	3	2	1	1	15
LSU	*	30	3-14	0-2	6-8	1-3-4	2	0	4	0	1	12
at Florida	*	34	3-11	0-3	3-4	1-4-5	5	3	5	0	0	9
at Texas A&M	*	36	4-14	0-4	1-5	2-4-6	1	1	2	0	1	9
ALABAMA												
TENNESSEE												
at Vanderbilt												
MISSISSIPPI STATE												
at Arkansas												
FLORIDA												
at South Carolina												
GEORGIA												
OLE MISS												
at Kentucky												

CAREER HIGHS (incl. 18-19 at Baylor)

Points	30	vs. Missouri	2/7/21
Rebounds	11	at Old Dominion	11/14/21
Assists	6	vs. Charleston So.	11/26/21
Blocks	4	at Alabama	1/2/22
Steals	5	3x; last vs. Charleston So.	11/26/21
Field Goals	10	vs. Missouri	2/7/21
Field Goal Attempts	17	4x; last at Old Dominion	11/14/21
3-Point Field Goals	4	3x; last at Georgia Tech	11/21/21
3-Point FG Attempts	8	2x; last at Georgia Tech	11/21/21
Free Throws	8	at Arkansas	1/31/21
Free Throw Attempts	9	vs. Missouri	2/7/21

SCOTT-GRAYSON'S CAREER STATISTICS

SEASON	TEAM	GP-GS	MIN/AVG	Field Goals		3-Point		F-Throws		Rebounds				Scoring						
				FG-FGA	FG%	3FG-3FGA	3FG%	FT-FTA	FT%	OFF	DEF	TOT	AVG	PF-FO	A	TO	BLK	STL	PTS	AVG
2018-19	Baylor	29-0	193/6.7	25-51	.490	5-11	.455	19-26	.731	10	15	25	0.9	26-1	24	24	3	9	74	2.6
2020-21	AUB	24-24	680/28.4	129-318	.406	22-73	.301	67-88	.761	21	78	99	4.1	58-0	41	47	5	50	347	14.5
2021-22	AUB	16-16	517/32.3	71-196	.362	10-45	.222	49-69	.710	22	74	96	6.0	37-1	38	48	9	20	201	12.6
TOTAL FOR AUB		40-40	1198/29.9	200-514	.389	32-118	.271	116-157	.739	43	152	195	4.9	95-1	79	95	14	70	548	13.7
TOTAL		69-40	1391/20.2	225-565	.398	37-129	.287	135-183	.738	53	167	220	3.2	121-2	103	119	17	79	622	9.0



Carsen McFADDEN

#24

Sophomore • Guard • 5-7
Fairview, Texas • Lovejoy HS

- Had 4 points, 4 rebounds, 2 assists off the bench in exhibition win over Miles (11/4)
- Appeared in 6 games as a freshman in 2020-21
- Played 9 minutes vs. South Alabama; scored first 3 collegiate points and shared team lead with 3 assists (12/13)
- Joined Auburn as a walk-on in the summer of 2020
- All-state selection at Lovejoy HS as a senior and two-year team captain
- Owns high school records for rebounds in a single game (19), season (340) and career (1,047) and steals in a game (15), season (145) and career (418)
- Has a twin sister, Claire, who also attends Auburn

SEASON HIGHS

Points		
2	vs. Charleston So.	11/26/21
Rebounds		
1	4x; last vs. LSU	1/9/22
Assists		
1	vs. Grambling	12/18/21
Blocks		
Steals		
Field Goals		
1	vs. Charleston So.	11/26/21
Field Goal Attempts		
4	vs. Grambling	12/18/21
3-Point Field Goals		
3-Point FG Attempts		
1	vs. Grambling	12/18/21
Free Throws		
Free Throw Attempts		

Opponent	Start	Min.	FG-A	3PT-A	FT-A	O-D-T	PF	Ast.	TO	Blk.	St.	Pts.
MILES (ex.)		16	2-3	0-0	0-1	1-3-4	2	1	1	0	2	4
GEORGIA SOUTHERN						--DNP--						
at Old Dominion						--DNP--						
ALABAMA STATE		2	0-0	0-0	0-0	0-1-1	1	0	1	0	0	0
at Georgia Tech						--DNP--						
at Little Rock						--DNP--						
CHARLESTON SO.		9	1-2	0-0	0-0	0-1-1	3	0	2	0	0	2
NORTH FLORIDA						--DNP--						
OKLAHOMA STATE						--DNP--						
at Belmont						--DNP--						
GRAMBLING STATE		7	0-4	0-1	0-0	0-1-1	1	1	0	0	0	0
KENNESAW STATE						--DNP--						
at Alabama						--DNP--						
at Missouri						--DNP--						
LSU		1	0-0	0-0	0-0	0-1-1	0	0	0	0	0	0
at Florida						--DNP--						
at Texas A&M		2	0-0	0-0	0-0	0-0-0	0	0	0	0	0	0
ALABAMA												
TENNESSEE												
at Vanderbilt												
MISSISSIPPI STATE												
at Arkansas												
FLORIDA												
at South Carolina												
GEORGIA												
OLE MISS												
at Kentucky												

CAREER HIGHS

Points		
3	vs. South Alabama	12/13/20
Rebounds		
1	4x; last vs. LSU	1/9/22
Assists		
3	vs. South Alabama	12/13/20
Blocks		
Steals		
1	vs. North Florida	12/17/20
Field Goals		
1	2x; last vs. Charleston So.	11/26/21
Field Goal Attempts		
4	vs. Grambling	12/18/21
3-Point Field Goals		
3-Point FG Attempts		
1	vs. Grambling	12/18/21
Free Throws		
1	vs. South Alabama	12/13/20
Free Throw Attempts		
2	vs. South Alabama	12/13/20

McFADDEN'S CAREER STATISTICS

SEASON	TEAM	GP-GS	MIN/AVG	Field Goals		3-Point		F-Throws		Rebounds				Scoring						
				FG-FGA	FG%	3FG-3FGA	3FG%	FT-FTA	FT%	OFF	DEF	TOT	AVG	PF	FO	A	TO	BLK	STL	PTS
2020-21	AUB	6-0	20/3.3	1-3	.333	0-0	.000	1-2	.500	2	1	3	0.5	0-0	4	1	0	1	3	0.5
2021-22	AUB	5-0	21/4.2	1-6	.167	0-1	.000	0-0	.000	0	4	4	0.8	5-0	1	3	0	0	2	0.4
TOTAL		11-0	41/3.8	2-9	.222	0-1	.000	1-2	.500	2	5	7	0.6	5-0	5	4	0	1	5	0.5



Precious JOHNSON

#51

Sophomore • Center • 6-5
 Baytown, Texas • Sterling HS • Texas

- Had 7 points and 5 rebounds in 29 minutes as she made her first collegiate start at Florida (1/13)
- Made Auburn debut vs. LSU on Jan. 9; scored 2 points and had one rebound in 9 minutes
- Enrolled at Auburn for spring 2022 semester; finished fall semester at Texas after signing with Auburn in October
- Appeared in nine games at Texas as a freshman in 2020-21; averaged 4.0 minutes per appearance
- Ranked as No. 33 post player in class of 2020 by ESPN HoopGurlz
- Averaged 13.3 points, 10.0 rebounds, 2.4 blocks, 1.2 steals as a high school senior

SEASON HIGHS

Points	7	at Florida	1/13/22
Rebounds	5	at Florida	1/13/22
Assists			
Blocks	2	at Florida	1/13/22
Steals			
Field Goals	2	at Florida	1/13/22
Field Goal Attempts	5	at Florida	1/13/22
3-Point Field Goals			
3-Point FG Attempts			
Free Throws	3	at Florida	1/13/22
Free Throw Attempts	4	at Florida	1/13/22

CAREER HIGHS (incl. 20-21 at Texas)

Points	7	at Florida	1/13/22
Rebounds	5	at Florida	1/13/22
Assists			
Blocks	2	at Florida	1/13/22
Steals	1	vs. North Texas	11/29/20
Field Goals	2	at Florida	1/13/22
Field Goal Attempts	5	at Florida	1/13/22
3-Point Field Goals			
3-Point FG Attempts			
Free Throws	3	at Florida	1/13/22
Free Throw Attempts	4	at Florida	1/13/22

Opponent	Start	Min.	FG-A	3PT-A	FT-A	O-D-T	PF	Ast.	TO	Blk.	St.	Pts.
MILES (ex.)						--DNP--						
GEORGIA SOUTHERN						--DNP--						
at Old Dominion						--DNP--						
ALABAMA STATE						--DNP--						
at Georgia Tech						--DNP--						
at Little Rock						--DNP--						
CHARLESTON SO.						--DNP--						
NORTH FLORIDA						--DNP--						
OKLAHOMA STATE						--DNP--						
at Belmont						--DNP--						
GRAMBLING STATE						--DNP--						
KENNESAW STATE						--DNP--						
at Alabama						--DNP--						
at Missouri						--DNP--						
LSU		9	1-2	0-0	0-0	0-1-1	3	0	0	0	0	2
at Florida	*	29	2-5	0-0	3-4	1-4-5	1	0	1	2	0	7
at Texas A&M	*	15	1-1	0-0	1-2	1-0-1	4	0	2	0	0	3
ALABAMA												
TENNESSEE												
at Vanderbilt												
MISSISSIPPI STATE												
at Arkansas												
FLORIDA												
at South Carolina												
GEORGIA												
OLE MISS												
at Kentucky												

JOHNSON'S CAREER STATISTICS

				Field Goals		3-Point		F-Throws		Rebounds				Scoring						
SEASON	TEAM	GP-GS	MIN/AVG	FG-FGA	FG%	3FG-3FGA	3FG%	FT-FTA	FT%	OFF	DEF	TOT	AVG	PF-FO	A	TO	BLK	STL	PTS	AVG
2020-21	UT	9-0	36/4.0	0-4	.000	0-0	.000	2-4	.500	2	3	5	0.6	9-0	0	2	1	1	2	0.2
2021-22	AUB	3-2	53/17.7	4-8	.500	0-0	.000	4-6	.667	3	5	8	2.7	8-0	0	3	2	0	12	4.0
TOTAL FOR AUB		3-2	53/17.7	4-8	.500	0-0	.000	4-6	.667	3	5	8	2.7	8-0	0	3	2	0	12	4.0
TOTAL		12-2	89/7.4	4-12	.333	0-0	.000	6-10	.600	5	8	13	1.1	17-0	0	5	3	1	14	1.2

Exhibition | Nov. 4, 2021 | Auburn, Ala.
Auburn 102, Miles 42

Official Basketball Box Score - Final
Miles at Auburn
11/04/21 Auburn Arena, Auburn, Ala.
2021-22 Women's Basketball

Game Time: 7:00 PM
Game Duration: 2:21

Officials: Meadow Overstreet, Eric Baker, Stephanie Barksdale

Miles - 42		Record: 0-0										Shooting By Period									
NO. Name	Min	FG	3P	FT	Rebounds	Fouls	TP	AS	TO	ST	Blocks	+/	1st	2nd	3rd	4th	GM	FT%			
		M/A	M/A	M/A	OR DR TOT	PF					BS BA		FG%	FG%	FG%	FG%	FG%	FT%			
5 Jakeria Ellerbee	F 16:03	0-2	0-0	5-6	1 4 5	2 3	5	1	1	0	2	0	-14	1st	FG%	4-17	23.5%				
22 Imani Williams	F 16:01	1-3	0-0	0-0	1 7 8	4 0	2	1	2	0	1	0	-31	3PT%	2-2	100.0%					
3 Nadia Cathey	G 14:59	1-3	0-0	0-0	0 0 0	1 1	2	0	4	1	0	0	-33	FT%	2-2	100%					
13 Camryn London	G 22:25	4-14	2-2	5-5	0 0 0	2 5	15	0	3	1	0	1	-43	2nd	FG%	2-20	10.0%				
21 Nuriah Staten	G 22:40	1-3	0-0	0-0	1 3 4	3 1	2	0	1	0	2	1	-28	3PT%	0-5	0.0%					
20 Raven Hand	14:30	0-6	0-1	0-0	1 1 2	1 0	0	0	2	0	0	0	-35	FT%	0-0	0%					
34 Shamaria Gaines	15:11	1-3	0-0	0-0	1 1 2	1 1	2	0	2	0	0	0	-36	3rd	FG%	1-9	11.1%				
15 Je'Keria Strickland	06:43	0-2	0-1	0-0	1 1 2	1 1	0	1	0	0	0	0	-8	FT%	0-0	0%					
1 Markisha Body	22:09	1-9	0-1	0-0	1 1 2	0 1	2	0	1	2	1	0	-28	4th	FG%	5-12	41.7%				
12 Alana Gibbs	18:00	1-6	0-1	5-6	0 0 0	1 4	7	2	2	1	0	0	-12	3PT%	0-0	0%					
23 Deresia Randle	11:19	0-2	0-0	0-0	0 3 3	2 1	0	0	2	0	0	1	-18	FT%	0-9	66.7%					
11 Endya Robinson	05:30	0-1	0-0	0-0	0 0 0	1 0	0	0	1	0	0	0	-4	GM	FG%	12-58	20.7%				
2 Tomesia Staten	03:25	0-1	0-1	0-0	0 0 0	1 0	0	0	1	0	0	0	-3	3PT%	2-7	28.6%					
10 Breah McGrady	11:05	2-3	0-0	1-4	1 2 3	0 2	5	1	1	1	0	0	-4	FT%	16-21	76.2%					
Team					1 1 2		0	0													
Totals		12-58	2-7	16-21	9 23 32	20 20	42	6	23	6	7	2	-60								

Auburn - 102		Record: 0-0										Shooting By Period									
NO. Name	Min	FG	3P	FT	Rebounds	Fouls	TP	AS	TO	ST	Blocks	+/	1st	2nd	3rd	4th	GM	FT%			
		M/A	M/A	M/A	OR DR TOT	PF					BS BA		FG%	FG%	FG%	FG%	FG%	FT%			
10 Kiyae White	F 22:31	3-8	0-0	6-6	8 8 16	2 3	12	2	1	0	0	3	48	1st	FG%	10-19	52.6%				
2 Sania Wells	G 34:24	5-13	1-3	0-0	1 5 6	2 0	11	6	1	3	0	1	42	3PT%	1-2	50.0%					
5 Aicha Coulibaly	G 23:21	8-14	1-1	3-5	4 3 7	3 5	20	2	2	3	0	0	55	FT%	11-17	64.7%					
12 Mar'shaun Bostic	G 21:38	4-6	0-0	4-8	0 3 3	3 5	12	4	1	3	0	1	44	2nd	FG%	11-25	44.0%				
23 Honesty Scott-Grayson	G 25:12	7-13	1-3	4-5	1 1 2	4 1	19	1	1	2	0	0	55	3PT%	0-4	0.0%					
0 Amoura Graves	10:56	1-3	0-0	2-2	0 1 1	4 1	4	1	1	0	0	0	12	FT%	2-4	50%					
1 Xaria Wiggins	22:34	4-6	2-4	0-0	0 4 4	0 0	10	2	0	3	0	1	22	3rd	FG%	10-17	58.8%				
15 Paris Mullins	06:13	2-5	0-0	1-2	0 2 2	0 1	5	1	1	1	0	0	5	3PT%	2-4	50.0%					
14 Jala Jordan	04:05	1-2	0-1	0-0	0 1 1	1 0	2	0	2	0	2	0	5	FT%	5-6	83.3%					
24 Carsen McFadden	16:19	2-3	0-0	1-1	3 4 4	2 1	4	1	1	2	0	1	10	4th	FG%	7-14	50.0%				
20 Adora Onumelu	10:00	0-1	0-0	0-0	0 4 4	1 0	0	0	0	0	0	0	3	3PT%	3-3	100.0%					
4 Riley Donahue	02:47	1-1	1-1	0-0	0 0 0	0 0	3	1	0	1	0	0	1	FT%	2-2	100%					
Team					3 4 7		0	2													
Totals		38-75	6-13	20-29	20 37 57	20 20	102	21	12	18	2	7	60								

Biggest lead		Miles Auburn		Points from		Period by Period Scoring			
						1st	2nd	3rd	4th
Biggest lead	0 (1st 10:00)	64	(4th 1:05)	Turnovers	5 35				
Best Scoring Run	5 (4th 3:32)	17	(3rd 7:00)	Paint	14 54				
Lead Changes	0			Second Chance	4 15				
Times Tied	0			Fast Breaks	5 29				
Time with Lead	00:00	39:20		Bench	16 28				

Game 1 | Nov. 11, 2021 | Auburn, Ala.
Georgia Southern 68, Auburn 66

Official Basketball Box Score - Final
Ga. Southern at Auburn
11/11/21 Auburn Arena, Auburn, Ala.
2021-22 Women's Basketball

Game Time: 7:00 PM
Game Duration: 2:25
Attendance: 2,122

Officials: Denise Brooks, Starr Jefferson, Teresa Stuck

Ga. Southern - 68		Record: 1-0										Shooting By Period									
NO. Name	Min	FG	3P	FT	Rebounds	Fouls	TP	AS	TO	ST	Blocks	+/	1st	2nd	3rd	4th	GM	FT%			
		M/A	M/A	M/A	OR DR TOT	PF					BS BA		FG%	FG%	FG%	FG%	FG%	FT%			
20 Tayla Gibson	F 06:57	0-2	0-1	0-0	0 1 1	1 0	0	0	0	0	0	0	0	1st	FG%	5-17	29.4%				
41 Eden Johnson	F 32:47	3-9	1-1	3-4	0 6 6	5 5	19	5	5	2	2	2	0	3PT%	1-4	25.0%					
1 Rachel Johnson	G 15:38	0-3	0-0	1-2	1 2 3	2 3	1	1	1	0	0	1	-3	FT%	2-2	100%					
10 Mya Burns	G 31:38	4-12	1-6	3-4	1 4 5	3 4	12	0	1	0	1	0	7	2nd	FG%	7-16	43.8%				
22 Ja'nyia Love-Hill	G 25:31	3-6	0-0	4-6	0 1 1	3 3	10	4	4	1	0	1	-5	3PT%	1-5	20.0%					
3 Terren Ward	11:58	3-6	0-1	0-0	0 5 5	2 0	6	1	6	1	2	0	-4	FT%	3-4	75%					
2 Daeja Holmes	24:05	3-9	1-4	3-4	0 1 1	3 3	10	0	1	1	0	0	1	3rd	FG%	3-13	23.1%				
4 Constance Thomas	07:02	1-4	0-0	0-0	0 0 0	0 0	0	2	0	1	0	0	2	FT%	6-8	75%					
13 Thaniya Marks	25:30	3-5	0-0	5-8	1 8 9	4 7	11	1	2	3	1	0	4	4th	FG%	7-13	53.8%				
55 Lydia Freeman	08:41	2-3	0-0	0-0	1 4 5	1 0	4	0	1	0	2	0	-1	3PT%	0-1	0.0%					
33 Shaniya James	09:26	0-0	0-0	2-2	0 0 0	1 0	2	0	1	0	0	0	-3	FT%	10-16	62.5%					
5 Tsubasa Nisbet	00:47	0-0	0-0	0-0	0 0 0	1 0	0	0	0	0	0	0	0	GM	FG%	22-59	37.3%				
Team					1 2 3		0	1						3PT%	3-13	23.1%					
Totals		22-59	3-13	21-30	11 35 46	23 26	68	8	21	9	10	4	2								

Auburn - 66		Record: 0-1										Shooting By Period									
NO. Name	Min	FG	3P	FT	Rebounds	Fouls	TP	AS	TO	ST	Blocks	+/	1st	2nd	3rd	4th	GM	FT%			
		M/A	M/A	M/A	OR DR TOT	PF					BS BA		FG%	FG%	FG%	FG%	FG%	FT%			
10 Kiyae White	F 17:50	1-5	0-0	2-6	5 2 7	1 4	4	0	0	1	1	1	0	1st	FG%	4-24	16.7%				
2 Sania Wells	G 34:12	7-16	2-3	3-3	0 6 6	6 5	19	5	5	2	2	2	0	3PT%	0-5	0.0%					
3 Annie Hughes	G 35:18	2-7	1-5	0-0	1 3 4	3 2	5	2	2	1	0	0	-1	FT%	1-3	33.3%					
5 Aicha Coulibaly	G 29:52	4-11	1-1	3-7	4 4 8	5 4	12	1	4	2	0	2	7	2nd	FG%	8-20	40.0%				
23 Honesty Scott-Grayson	G 30:08	4-12	0-1	3-3	1 6 7	3 4	11	1	3	0	0	0	-2	3PT%	4-5	80.0%					
12 Mar'shaun Bostic	10:05	0-5	0-0	0-0	2 0 2	0 2	5	0	1	4	2	0	-4	FT%	0-2	0%					
1 Xaria Wiggins	08:46	0-4	0-1	0-0	2 1 3	1 1	0	1	0	0	0	0	-1	3rd	FG%	4-16	25.0%				
0 Amoura Graves	12:05	1-4	1-2	2-2	1 0 1	0 2	5	0	0	0	0	0	-1	FT%	6-9	66.7%					
15 Paris Mullins	20:07	4-6	0-0	1-1	3 4 4	3 1	8	1	1	0	1	1	1	4th	FG%	8-12	66.7%				
14 Jala Jordan	01:37	1-2	0-0	0-0	0 1 1	0 0	2	0	2	0	0	0	-2	3PT%	1-2	50.0%					
Team					2 5 7		0	0						FT%	6-8	75%					
Totals		24-72	5-13	13-22	19 31 50	27 23	66	11	22	8	4	10	-2								

Biggest lead		GS Auburn		Points from		Period by Period Scoring			
						1st	2nd	3rd	4th
Biggest lead	6 (3rd 5:55)	3	(4th 1:54)	Turnovers	19 15				
Best Scoring Run	6 (1st 2:42)	7	(1st 5:22)	Paint	32 30				
Lead Changes	12			Second Chance	10 8				
Times Tied	11			Fast Breaks	10 11				
Time with Lead	28:51	04:18		Bench	35 15				

Game 2 | Nov. 14, 2021 | Norfolk, Va.
Old Dominion 57, Auburn 44

Official Basketball Box Score - Final
Auburn at Old Dominion
11/14/2

Game 4 | Nov. 21, 2021 | Atlanta, Ga.
Auburn 59, #18 Georgia Tech 51

Official Basketball Box Score - Final Auburn at Georgia Tech 11/21/21 McCamish Pavilion, Atlanta Georgia Tech vs. Auburn													Game Time: 4:00 PM Game Duration: 1:51 Attendance: 1,759																																				
Auburn - 59 Record: 2-2													Officials: Denise Brooks, Edward Sidasky, Mark Resch																																				
NO. Name	Min	FG	3P	FT	Rebounds	Fouls	TP	AS	TO	ST	Blocks	+/-	Shooting By Period																																				
10 Kiyae' White	F 17:43	2-2	0-0	0-0	1 3 4	4 0	4	0	0	0	0	0	10	1st FG%	8-13	61.5%	3PT%	2-3	66.7%	FT%	1-2	50%	2nd FG%	6-15	40.0%	3PT%	2-6	33.3%	FT%	0-0	0%	3rd FG%	5-15	33.3%	3PT%	1-3	33.3%	FT%	0-0	0%	4th FG%	3-11	27.3%	3PT%	0-2	0.0%	FT%	9-12	75%
2 Sania Wells	G 24:29	2-5	0-0	4-4	0 2 2	2 6	8	0	1	1	0	0	3	1st FG%	2-3	66.7%	3PT%	0-0	0%	FT%	0-0	0%	2nd FG%	6-15	40.0%	3PT%	2-6	33.3%	FT%	0-0	0%	3rd FG%	5-15	33.3%	3PT%	1-3	33.3%	FT%	0-0	0%	4th FG%	3-11	27.3%	3PT%	0-2	0.0%	FT%	9-12	75%
3 Annie Hughes	G 40:00	3-7	1-2	0-0	1 3 4	4 0	4	0	0	0	0	0	3	1st FG%	2-3	66.7%	3PT%	0-0	0%	FT%	0-0	0%	2nd FG%	6-15	40.0%	3PT%	2-6	33.3%	FT%	0-0	0%	3rd FG%	5-15	33.3%	3PT%	1-3	33.3%	FT%	0-0	0%	4th FG%	3-11	27.3%	3PT%	0-2	0.0%	FT%	9-12	75%
5 Aicha Coulibaly	G 32:47	6-13	0-3	2-4	1 4 5	4 3	14	2	2	1	0	0	4	1st FG%	8-13	61.5%	3PT%	2-3	66.7%	FT%	1-2	50%	2nd FG%	6-15	40.0%	3PT%	2-6	33.3%	FT%	0-0	0%	3rd FG%	5-15	33.3%	3PT%	1-3	33.3%	FT%	0-0	0%	4th FG%	3-11	27.3%	3PT%	0-2	0.0%	FT%	9-12	75%
23 Honesty Scott-Grayson	G 40:00	5-14	0-8	4-6	2 4 6	2 5	18	3	3	1	0	1	8	1st FG%	2-3	66.7%	3PT%	0-0	0%	FT%	0-0	0%	2nd FG%	6-15	40.0%	3PT%	2-6	33.3%	FT%	0-0	0%	3rd FG%	5-15	33.3%	3PT%	1-3	33.3%	FT%	0-0	0%	4th FG%	3-11	27.3%	3PT%	0-2	0.0%	FT%	9-12	75%
14 Jala Jordan	15:31	2-6	0-0	0-0	0 2 2	1 0	4	2	2	3	0	1	5	1st FG%	2-3	66.7%	3PT%	0-0	0%	FT%	0-0	0%	2nd FG%	6-15	40.0%	3PT%	2-6	33.3%	FT%	0-0	0%	3rd FG%	5-15	33.3%	3PT%	1-3	33.3%	FT%	0-0	0%	4th FG%	3-11	27.3%	3PT%	0-2	0.0%	FT%	9-12	75%
1 Xaria Wiggins	19:51	2-6	0-1	0-0	1 2 3	5 4	4	2	0	0	1	1	0	1st FG%	2-3	66.7%	3PT%	0-0	0%	FT%	0-0	0%	2nd FG%	6-15	40.0%	3PT%	2-6	33.3%	FT%	0-0	0%	3rd FG%	5-15	33.3%	3PT%	1-3	33.3%	FT%	0-0	0%	4th FG%	3-11	27.3%	3PT%	0-2	0.0%	FT%	9-12	75%
15 Paris Mullins	07:13	0-1	0-0	0-0	0 0 0	0 0	0	0	0	0	0	0	4	1st FG%	2-3	66.7%	3PT%	0-0	0%	FT%	0-0	0%	2nd FG%	6-15	40.0%	3PT%	2-6	33.3%	FT%	0-0	0%	3rd FG%	5-15	33.3%	3PT%	1-3	33.3%	FT%	0-0	0%	4th FG%	3-11	27.3%	3PT%	0-2	0.0%	FT%	9-12	75%
Team					1 5 6	0	0	1						1st FG%	8-13	61.5%	3PT%	2-3	66.7%	FT%	1-2	50%	2nd FG%	6-15	40.0%	3PT%	2-6	33.3%	FT%	0-0	0%	3rd FG%	5-15	33.3%	3PT%	1-3	33.3%	FT%	0-0	0%	4th FG%	3-11	27.3%	3PT%	0-2	0.0%	FT%	9-12	75%
Totals	22:54	5-14	10-14	6 23	29	20	18	59	9	7	1	5	8	1st FG%	8-13	61.5%	3PT%	2-3	66.7%	FT%	1-2	50%	2nd FG%	6-15	40.0%	3PT%	2-6	33.3%	FT%	0-0	0%	3rd FG%	5-15	33.3%	3PT%	1-3	33.3%	FT%	0-0	0%	4th FG%	3-11	27.3%	3PT%	0-2	0.0%	FT%	9-12	75%

Georgia Tech - 51 Record: 4-1													Dead Ball Rebounds: 3, 1																											
NO. Name	Min	FG	3P	FT	Rebounds	Fouls	TP	AS	TO	ST	Blocks	+/-	Shooting By Period																											
13 Lorela Cubaj	F 27:43	3-10	0-0	0-0	2 3 5	4 2	6	1	3	0	2	0	0	1st FG%	3-12	25.0%	3PT%	0-1	0.0%	FT%	0-2	0%	2nd FG%	3-12	25.0%	3PT%	0-2	0%	FT%	3-4	75%	3rd FG%	8-17	47.1%	3PT%	1-4	25.0%	FT%	19-54	35.2%
45 Digna Strautmane	F 22:30	2-4	0-1	0-0	1 5 6	3 0	4	2	1	0	0	0	-8	1st FG%	3-12	25.0%	3PT%	0-1	0.0%	FT%	0-2	0%	2nd FG%	3-12	25.0%	3PT%	0-2	0%	FT%	3-4	75%	3rd FG%	8-17	47.1%	3PT%	1-4	25.0%	FT%	19-54	35.2%
20 Nerea Hermosa	C 34:54	5-13	0-0	1-2	4 5 9	0 2	11	3	0	1	1	1	-3	1st FG%	3-12	25.0%	3PT%	0-1	0.0%	FT%	0-2	0%	2nd FG%	3-12	25.0%	3PT%	0-2	0%	FT%	3-4	75%	3rd FG%	8-17	47.1%	3PT%	1-4	25.0%	FT%	19-54	35.2%
3 Sarah Bates	G 29:42	1-5	1-5	3-4	1 2 3	3 4	6	0	0	2	1	0	-5	1st FG%	3-12	25.0%	3PT%	0-1	0.0%	FT%	0-2	0%	2nd FG%	3-12	25.0%	3PT%	0-2	0%	FT%	3-4	75%	3rd FG%	8-17	47.1%	3PT%	1-4	25.0%	FT%	19-54	35.2%
31 Lotta-Maj Lahtinen	G 40:00	4-12	1-4	3-4	1 2 3	2 7	12	6	5	0	0	0	-8	1st FG%	3-12	25.0%	3PT%	0-1	0.0%	FT%	0-2	0%	2nd FG%	3-12	25.0%	3PT%	0-2	0%	FT%	3-4	75%	3rd FG%	8-17	47.1%	3PT%	1-4	25.0%	FT%	19-54	35.2%
24 Eylla Love	28:08	3-6	0-0	1-3	1 4 5	5 2	7	0	3	0	1	0	-4	1st FG%	3-12	25.0%	3PT%	0-1	0.0%	FT%	0-2	0%	2nd FG%	3-12	25.0%	3PT%	0-2	0%	FT%	3-4	75%	3rd FG%	8-17	47.1%	3PT%	1-4	25.0%	FT%	19-54	35.2%
10 Elizabete Bulane	04:03	0-0	0-0	0-2	0 0 0	0 1	0	0	0	2	0	0	-5	1st FG%	3-12	25.0%	3PT%	0-1	0.0%	FT%	0-2	0%	2nd FG%	3-12	25.0%	3PT%	0-2	0%	FT%	3-4	75%	3rd FG%	8-17	47.1%	3PT%	1-4	25.0%	FT%	19-54	35.2%
15 Avyonce Carter	08:34	1-3	0-1	1-2	0 2 2	1 1	3	0	1	0	0	0	-2	1st FG%	3-12	25.0%	3PT%	0-1	0.0%	FT%	0-2	0%	2nd FG%	3-12	25.0%	3PT%	0-2	0%	FT%	3-4	75%	3rd FG%	8-17	47.1%	3PT%	1-4	25.0%	FT%	19-54	35.2%
11 Aixa Wone Aranaz	04:26	1-1	0-0	1-2	1 0 1	2 0	1	0	0	0	0	0	-5	1st FG%	3-12	25.0%	3PT%	0-1	0.0%	FT%	0-2	0%	2nd FG%	3-12	25.0%	3PT%	0-2	0%	FT%	3-4	75%	3rd FG%	8-17	47.1%	3PT%	1-4	25.0%	FT%	19-54	35.2%
Team					1 4 5	0	0	0						1st FG%	3-12	25.0%	3PT%	0-1	0.0%	FT%	0-2	0%	2nd FG%	3-12	25.0%	3PT%	0-2	0%	FT%	3-4	75%	3rd FG%	8-17	47.1%	3PT%	1-4	25.0%	FT%	19-54	35.2%
Totals	19:54	2-11	11-19	12 27	39	18	20	51	12	15	3	5	1	1st FG%	3-12	25.0%	3PT%	0-1	0.0%	FT%	0-2	0%	2nd FG%	3-12	25.0%	3PT%	0-2	0%	FT%	3-4	75%	3rd FG%	8-17	47.1%	3PT%	1-4	25.0%	FT%	19-54	35.2%

Biggest lead		AUB	GT	Points from Turnovers		AUB	GT	Period by Period Scoring											
22 (3rd 8:42)		2 (1st 9:36)	15 (2nd 9:27)		11 (3rd 2:19)	28	32	1st 2nd 3rd 4th TOT											
Best Scoring Run		15 (2nd 9:27)		11 (3rd 2:19)		AUB		19	14	11	15	59	LR		17	10	16	14	57
Lead Changes		3		Second Chance		4		3		Fast Breaks		8		6		7		Bench	
Times Tied		1		Fast Breaks		4		3		Bench		8		12		8		12	
Time with Lead		38:13		00:55		8		12		6		10		21		14		51	

Game 5 | Nov. 24, 2021 | Little Rock, Ark.
Little Rock 57, Auburn 49

Official Basketball Box Score - Final Auburn at Little Rock 11/24/21 Jack Stephens Center, Little Rock, Ark. 2021-22 Women's Basketball													Game Time: 12:00 PM Game Duration: 1:59 Attendance: 656																											
Auburn - 49 Record: 2-3													Officials: Chaney Muench, Iyeyiwa Seales, Eric Koch																											
NO. Name	Min	FG	3P	FT	Rebounds	Fouls	TP	AS	TO	ST	Blocks	+/-	Shooting By Period																											
10 Kiyae' White	F 20:55	0-2	0-0	4-4	4 2 6	2 2	4	1	2	0	0	0	-6	1st FG%	5-17	29.4%	3PT%	1-4	25.0%	FT%	0-0	0%	2nd FG%	4-12	33.3%	3PT%	1-4	25.0%	FT%	4-5	80%	3rd FG%	3-12	25.0%	3PT%	0-2	0.0%	FT%	19-59	32.2%
2 Sania Wells	G 35:51	4-17	1-5	2-3	1 3 4	1 6	11	2	0	0	0	2	-8	1st FG%	5-17	29.4%	3PT%	1-4	25.0%	FT%	0-0	0%	2nd FG%	4-12	33.3%	3PT%	1-4	25.0%	FT%	4-5	80%	3rd FG%	3-12	25.0%	3PT%	0-2	0.0%	FT%	19-59	32.2%
3 Annie Hughes	G 28:18	2-8	1-4	0-0	1 2 3	1 1	5	2	0	1	0	0	-13	1st FG%	5-17	29.4%	3PT%	1-4	25.0%	FT%	0-0	0%	2nd FG%	4-12	33.3%	3PT%	1-4	25.0%	FT%	4-5	80%	3rd FG%	3-12	25.0%	3PT%	0-2	0.0%	FT%	19-59	32.2%
5 Aicha Coulibaly	G 27:00	5-8	0-0	0-3	1 4 5	4 5	10	0	7	2	0	0	-12	1st FG%	5-17	29.4%	3PT%	1-4	25.0%	FT%	0-0	0%	2nd FG%	4-12	33.3%	3PT%	1-4	25.0%	FT%	4-5	80%	3rd FG%	3-12	25.0%	3PT%	0-2	0.0%	FT%	19-59	32.2%
23 Honesty Scott-Grayson	G 27:26	2-10	0-3	2-4	1 6 7	3 3	6	1	2	1	0	0	-9	1st FG%	5-17	29.4%	3PT%	1-4	25.0%	FT%	0-0	0%	2nd FG%	4-12	33.3%	3PT%	1-4	25.0%	FT%	4-5	80%	3rd FG%	3-12	25.0%	3PT%	0-2	0.0%	FT%	19-59	32.2%
12 Mar'shaun Bostic	11:08	3-4	0-0	0-0	1 0 1	3 0	6	1	0	1	0	0	0	1st FG%	5-17	29.4%	3PT%	1-4	25.0%	FT%	0-0	0%	2nd FG%	4-12	33.3%															

Game 8 | Dec. 5, 2021 | Auburn, Ala.
Auburn 77, Oklahoma State 66

		Official Basketball Box Score - Final Oklahoma St. at Auburn 12/05/21 Auburn Arena, Auburn, Ala. 2021-22 Women's Basketball										Game Time: 2:00 PM Game Duration: 2:07 Attendance: 1,873																																																																																																																																																																																					
Record: 3-4												Officials: Bryan Esterline, Beverly Roberts, Bill Larence																																																																																																																																																																																					
Oklahoma St. - 66												Technical Fouls: NONE																																																																																																																																																																																					
<table border="1"> <thead> <tr> <th>NO. Name</th> <th>Min</th> <th>FG M-A</th> <th>3P M-A</th> <th>FT M-A</th> <th>Rebounds OR DR TOT</th> <th>Fouls PF FO</th> <th>TP</th> <th>AS</th> <th>TO</th> <th>ST</th> <th>Blocks BS BA +/-</th> </tr> </thead> <tbody> <tr><td>1 Kassyia De Lapp</td><td>F 17:00</td><td>0-1</td><td>0-0</td><td>5-6</td><td>3 3 6</td><td>5 3</td><td>5</td><td>0</td><td>0</td><td>1</td><td>0 1 6</td></tr> <tr><td>14 Taylen Collins</td><td>F 35:32</td><td>5-7</td><td>0-0</td><td>1-3</td><td>2 6 8</td><td>3 4</td><td>11</td><td>2</td><td>4</td><td>0</td><td>2 0 -14</td></tr> <tr><td>20 Macie James</td><td>F 31:06</td><td>4-9</td><td>0-2</td><td>2-6</td><td>2 0 2</td><td>2 5</td><td>10</td><td>2</td><td>0</td><td>3</td><td>0 0 -3</td></tr> <tr><td>11 N'Yah Boyd</td><td>G 20:22</td><td>3-8</td><td>0-0</td><td>0-0</td><td>2 2 2</td><td>2 0</td><td>6</td><td>0</td><td>1</td><td>0</td><td>2 -13</td></tr> <tr><td>23 Lauren Fields</td><td>G 34:52</td><td>8-16</td><td>2-7</td><td>2-4</td><td>3 3 6</td><td>4 4</td><td>20</td><td>0</td><td>3</td><td>3</td><td>1 1 -11</td></tr> <tr><td>35 Brittany Reeves</td><td>15:12</td><td>2-6</td><td>0-1</td><td>0-0</td><td>0 0 0</td><td>2 2</td><td>4</td><td>0</td><td>0</td><td>1</td><td>0 0 -11</td></tr> <tr><td>3 Micah Dennis</td><td>02:56</td><td>0-0</td><td>0-0</td><td>0-0</td><td>0 0 0</td><td>0 0</td><td>0</td><td>0</td><td>0</td><td>0</td><td>0 0 -1</td></tr> <tr><td>2 Nefarlati Notoa</td><td>10:44</td><td>0-0</td><td>0-0</td><td>0-2</td><td>0 1 1</td><td>1 1</td><td>0</td><td>2</td><td>1</td><td>0</td><td>0 0 -3</td></tr> <tr><td>15 Lexy Keys</td><td>09:57</td><td>0-3</td><td>0-2</td><td>2-2</td><td>0 0 0</td><td>2 1</td><td>2</td><td>0</td><td>0</td><td>0</td><td>0 1 -10</td></tr> <tr><td>22 Ruthie Udoumoh</td><td>04:28</td><td>0-1</td><td>0-0</td><td>0-0</td><td>0 0 0</td><td>0 0</td><td>0</td><td>0</td><td>0</td><td>0</td><td>0 0 -3</td></tr> <tr><td>5 Chloee Mayer</td><td>16:42</td><td>3-7</td><td>2-4</td><td>0-0</td><td>2 2 4</td><td>1 0</td><td>8</td><td>3</td><td>3</td><td>0</td><td>0 0 -1</td></tr> <tr><td>25 Abbie Winchester</td><td>01:09</td><td>0-0</td><td>0-0</td><td>0-0</td><td>0 0 0</td><td>0 0</td><td>0</td><td>0</td><td>0</td><td>0</td><td>0 0 -1</td></tr> <tr><td>Team</td><td></td><td></td><td></td><td></td><td>1 0 1</td><td></td><td></td><td></td><td></td><td></td><td></td></tr> <tr><td>Totals</td><td></td><td>25-58</td><td>4-16</td><td>12-23</td><td>13 17 30</td><td>22 20</td><td>66</td><td>9</td><td>14</td><td>8</td><td>3 5 -11</td></tr> </tbody> </table>												NO. Name	Min	FG M-A	3P M-A	FT M-A	Rebounds OR DR TOT	Fouls PF FO	TP	AS	TO	ST	Blocks BS BA +/-	1 Kassyia De Lapp	F 17:00	0-1	0-0	5-6	3 3 6	5 3	5	0	0	1	0 1 6	14 Taylen Collins	F 35:32	5-7	0-0	1-3	2 6 8	3 4	11	2	4	0	2 0 -14	20 Macie James	F 31:06	4-9	0-2	2-6	2 0 2	2 5	10	2	0	3	0 0 -3	11 N'Yah Boyd	G 20:22	3-8	0-0	0-0	2 2 2	2 0	6	0	1	0	2 -13	23 Lauren Fields	G 34:52	8-16	2-7	2-4	3 3 6	4 4	20	0	3	3	1 1 -11	35 Brittany Reeves	15:12	2-6	0-1	0-0	0 0 0	2 2	4	0	0	1	0 0 -11	3 Micah Dennis	02:56	0-0	0-0	0-0	0 0 0	0 0	0	0	0	0	0 0 -1	2 Nefarlati Notoa	10:44	0-0	0-0	0-2	0 1 1	1 1	0	2	1	0	0 0 -3	15 Lexy Keys	09:57	0-3	0-2	2-2	0 0 0	2 1	2	0	0	0	0 1 -10	22 Ruthie Udoumoh	04:28	0-1	0-0	0-0	0 0 0	0 0	0	0	0	0	0 0 -3	5 Chloee Mayer	16:42	3-7	2-4	0-0	2 2 4	1 0	8	3	3	0	0 0 -1	25 Abbie Winchester	01:09	0-0	0-0	0-0	0 0 0	0 0	0	0	0	0	0 0 -1	Team					1 0 1							Totals		25-58	4-16	12-23	13 17 30	22 20	66	9	14	8	3 5 -11	Shooting By Period 1st FG% 6-12 50.0% 3PT% 0-2 0.0% FT% 4-6 66.7% 2nd FG% 5-14 35.7% 3PT% 2-4 50.0% FT% 3-6 50% 3rd FG% 7-16 43.8% 3PT% 1-5 20.0% FT% 4-9 44.4% 4th FG% 7-16 43.8% 3PT% 1-5 20.0% FT% 1-2 50% GM FG% 25-58 43.1% 3PT% 4-16 25.0% FT% 12-23 52.2%	
NO. Name	Min	FG M-A	3P M-A	FT M-A	Rebounds OR DR TOT	Fouls PF FO	TP	AS	TO	ST	Blocks BS BA +/-																																																																																																																																																																																						
1 Kassyia De Lapp	F 17:00	0-1	0-0	5-6	3 3 6	5 3	5	0	0	1	0 1 6																																																																																																																																																																																						
14 Taylen Collins	F 35:32	5-7	0-0	1-3	2 6 8	3 4	11	2	4	0	2 0 -14																																																																																																																																																																																						
20 Macie James	F 31:06	4-9	0-2	2-6	2 0 2	2 5	10	2	0	3	0 0 -3																																																																																																																																																																																						
11 N'Yah Boyd	G 20:22	3-8	0-0	0-0	2 2 2	2 0	6	0	1	0	2 -13																																																																																																																																																																																						
23 Lauren Fields	G 34:52	8-16	2-7	2-4	3 3 6	4 4	20	0	3	3	1 1 -11																																																																																																																																																																																						
35 Brittany Reeves	15:12	2-6	0-1	0-0	0 0 0	2 2	4	0	0	1	0 0 -11																																																																																																																																																																																						
3 Micah Dennis	02:56	0-0	0-0	0-0	0 0 0	0 0	0	0	0	0	0 0 -1																																																																																																																																																																																						
2 Nefarlati Notoa	10:44	0-0	0-0	0-2	0 1 1	1 1	0	2	1	0	0 0 -3																																																																																																																																																																																						
15 Lexy Keys	09:57	0-3	0-2	2-2	0 0 0	2 1	2	0	0	0	0 1 -10																																																																																																																																																																																						
22 Ruthie Udoumoh	04:28	0-1	0-0	0-0	0 0 0	0 0	0	0	0	0	0 0 -3																																																																																																																																																																																						
5 Chloee Mayer	16:42	3-7	2-4	0-0	2 2 4	1 0	8	3	3	0	0 0 -1																																																																																																																																																																																						
25 Abbie Winchester	01:09	0-0	0-0	0-0	0 0 0	0 0	0	0	0	0	0 0 -1																																																																																																																																																																																						
Team					1 0 1																																																																																																																																																																																												
Totals		25-58	4-16	12-23	13 17 30	22 20	66	9	14	8	3 5 -11																																																																																																																																																																																						

		Official Basketball Box Score - Final Auburn 77 at Belmont 12/15/21 Curb Event Center, Nashville 2021-22 Women's Basketball										Game Time: 7:00 PM Game Duration: 2:01 Attendance: 2,031																																																																																																																																																	
Record: 6-3												Officials: Kyle Galloway, Royce Bevins, Nadi Cary																																																																																																																																																	
Auburn - 77												Technical Fouls: NONE																																																																																																																																																	
<table border="1"> <thead> <tr> <th>NO. Name</th> <th>Min</th> <th>FG M-A</th> <th>3P M-A</th> <th>FT M-A</th> <th>Rebounds OR DR TOT</th> <th>Fouls PF FO</th> <th>TP</th> <th>AS</th> <th>TO</th> <th>ST</th> <th>Blocks BS BA +/-</th> </tr> </thead> <tbody> <tr><td>10 Kiyae White</td><td>F 09:36</td><td>0-0</td><td>0-0</td><td>0-2</td><td>0 1 1</td><td>3 1</td><td>0</td><td>0</td><td>1</td><td>0</td><td>0 0 2</td></tr> <tr><td>1 Xaria Wiggins</td><td>G 26:28</td><td>1-6</td><td>0-3</td><td>0-0</td><td>1 0 1</td><td>1 1</td><td>2</td><td>0</td><td>1</td><td>0</td><td>0 0 5</td></tr> <tr><td>2 Sania Wells</td><td>G 23:28</td><td>4-5</td><td>0-0</td><td>5-6</td><td>1 5 6</td><td>3 5</td><td>13</td><td>4</td><td>0</td><td>2</td><td>0 0 3</td></tr> <tr><td>5 Aicha Coulibaly</td><td>G 37:02</td><td>9-10</td><td>1-2</td><td>6-8</td><td>1 4 5</td><td>4 7</td><td>25</td><td>1</td><td>6</td><td>3</td><td>2 0 10</td></tr> <tr><td>23 Honesty Scott-Grayson</td><td>G 38:45</td><td>9-16</td><td>0-0</td><td>4-5</td><td>2 1 3</td><td>0 1 5</td><td>22</td><td>2</td><td>5</td><td>2</td><td>0 0 13</td></tr> <tr><td>3 Annie Hughes</td><td>31:19</td><td>2-3</td><td>1-1</td><td>0-0</td><td>1 4 5</td><td>3 0 1 5</td><td>2</td><td>2</td><td>0</td><td>0</td><td>0 0 13</td></tr> <tr><td>14 Jala Jordan</td><td>17:48</td><td>4-5</td><td>1-1</td><td>0-1</td><td>1 3 4</td><td>4 1 9</td><td>1</td><td>2</td><td>2</td><td>3</td><td>0 12</td></tr> <tr><td>15 Paris Mullins</td><td>12:36</td><td>0-2</td><td>0-0</td><td>1-2</td><td>0 1 1</td><td>2 1 1</td><td>2</td><td>1</td><td>0</td><td>0</td><td>0 1 -3</td></tr> <tr><td>0 Amoura Graves</td><td>02:58</td><td>0-1</td><td>0-0</td><td>0-0</td><td>1 0 1</td><td>1 0</td><td>0</td><td>0</td><td>0</td><td>0</td><td>0 1 1</td></tr> <tr><td>Team</td><td></td><td></td><td></td><td></td><td>0 4 4</td><td></td><td></td><td></td><td></td><td></td><td></td></tr> <tr><td>Totals</td><td></td><td>29-48</td><td>3-7</td><td>16-24</td><td>8 24 32</td><td>20 22</td><td>77</td><td>10</td><td>19</td><td>9</td><td>5 3 11</td></tr> </tbody> </table>												NO. Name	Min	FG M-A	3P M-A	FT M-A	Rebounds OR DR TOT	Fouls PF FO	TP	AS	TO	ST	Blocks BS BA +/-	10 Kiyae White	F 09:36	0-0	0-0	0-2	0 1 1	3 1	0	0	1	0	0 0 2	1 Xaria Wiggins	G 26:28	1-6	0-3	0-0	1 0 1	1 1	2	0	1	0	0 0 5	2 Sania Wells	G 23:28	4-5	0-0	5-6	1 5 6	3 5	13	4	0	2	0 0 3	5 Aicha Coulibaly	G 37:02	9-10	1-2	6-8	1 4 5	4 7	25	1	6	3	2 0 10	23 Honesty Scott-Grayson	G 38:45	9-16	0-0	4-5	2 1 3	0 1 5	22	2	5	2	0 0 13	3 Annie Hughes	31:19	2-3	1-1	0-0	1 4 5	3 0 1 5	2	2	0	0	0 0 13	14 Jala Jordan	17:48	4-5	1-1	0-1	1 3 4	4 1 9	1	2	2	3	0 12	15 Paris Mullins	12:36	0-2	0-0	1-2	0 1 1	2 1 1	2	1	0	0	0 1 -3	0 Amoura Graves	02:58	0-1	0-0	0-0	1 0 1	1 0	0	0	0	0	0 1 1	Team					0 4 4							Totals		29-48	3-7	16-24	8 24 32	20 22	77	10	19	9	5 3 11	Shooting By Period 1st FG% 9-14 64.3% 3PT% 0-3 0.0% FT% 3-6 50% 2nd FG% 9-13 69.2% 3PT% 1-1 100.0% FT% 0-0 0% 3rd FG% 5-10 50.0% 3PT% 1-1 100.0% FT% 5-8 62.5% 4th FG% 6-11 54.5% 3PT% 1-2 50.0% FT% 8-10 80% GM FG% 29-48 60.4% 3PT% 3-7 42.9% FT% 16-24 66.7%	
NO. Name	Min	FG M-A	3P M-A	FT M-A	Rebounds OR DR TOT	Fouls PF FO	TP	AS	TO	ST	Blocks BS BA +/-																																																																																																																																																		
10 Kiyae White	F 09:36	0-0	0-0	0-2	0 1 1	3 1	0	0	1	0	0 0 2																																																																																																																																																		
1 Xaria Wiggins	G 26:28	1-6	0-3	0-0	1 0 1	1 1	2	0	1	0	0 0 5																																																																																																																																																		
2 Sania Wells	G 23:28	4-5	0-0	5-6	1 5 6	3 5	13	4	0	2	0 0 3																																																																																																																																																		
5 Aicha Coulibaly	G 37:02	9-10	1-2	6-8	1 4 5	4 7	25	1	6	3	2 0 10																																																																																																																																																		
23 Honesty Scott-Grayson	G 38:45	9-16	0-0	4-5	2 1 3	0 1 5	22	2	5	2	0 0 13																																																																																																																																																		
3 Annie Hughes	31:19	2-3	1-1	0-0	1 4 5	3 0 1 5	2	2	0	0	0 0 13																																																																																																																																																		
14 Jala Jordan	17:48	4-5	1-1	0-1	1 3 4	4 1 9	1	2	2	3	0 12																																																																																																																																																		
15 Paris Mullins	12:36	0-2	0-0	1-2	0 1 1	2 1 1	2	1	0	0	0 1 -3																																																																																																																																																		
0 Amoura Graves	02:58	0-1	0-0	0-0	1 0 1	1 0	0	0	0	0	0 1 1																																																																																																																																																		
Team					0 4 4																																																																																																																																																								
Totals		29-48	3-7	16-24	8 24 32	20 22	77	10	19	9	5 3 11																																																																																																																																																		

OSU Auburn		Points from OSU Auburn		Period by Period Scoring																			
Biggest lead	2 (1st 9:50) 13 (2nd 6:13)	Turnovers	20 17	<table border="1"> <tr><th></th><th>1st</th><th>2nd</th><th>3rd</th><th>4th</th><th>TOT</th></tr> <tr><td>OSU</td><td>16</td><td>15</td><td>19</td><td>16</td><td>66</td></tr> <tr><td>Auburn</td><td>21</td><td>19</td><td>16</td><td>21</td><td>77</td></tr> </table>			1st	2nd	3rd	4th	TOT	OSU	16	15	19	16	66	Auburn	21	19	16	21	77
	1st	2nd	3rd	4th	TOT																		
OSU	16	15	19	16	66																		
Auburn	21	19	16	21	77																		
Best Scoring Run	7 (2nd 4:41) 10 (2nd 7:56)	Paint	28 44																				
Lead Changes	1	Second Chance	16 11																				
Times Tied	3	Fast Breaks	9 15																				
Time with Lead	00:25 37:29	Bench	14 15																				

Game 9 | Dec. 15, 2021 | Nashville, Tenn.
Auburn 71, Belmont 62

		Official Basketball Box Score - Final Auburn 71 at Belmont 12/15/21 Curb Event Center, Nashville 2021-22 Women's Basketball										Game Time: 7:00 PM Game Duration: 2:01 Attendance: 2,031																																																																																																																																																	
Record: 6-3												Officials: Kyle Galloway, Royce Bevins, Nadi Cary																																																																																																																																																	
Auburn - 71												Technical Fouls: NONE																																																																																																																																																	
<table border="1"> <thead> <tr> <th>NO. Name</th> <th>Min</th> <th>FG M-A</th> <th>3P M-A</th> <th>FT M-A</th> <th>Rebounds OR DR TOT</th> <th>Fouls PF FO</th> <th>TP</th> <th>AS</th> <th>TO</th> <th>ST</th> <th>Blocks BS BA +/-</th> </tr> </thead> <tbody> <tr><td>10 Kiyae White</td><td>F 08:30</td><td>1-1</td><td>0-0</td><td>0-0</td><td>2 0 2</td><td>2 0</td><td>2</td><td>0</td><td>1</td><td>0</td><td>0 0 -7</td></tr> <tr><td>2 Sania Wells</td><td>G 38:06</td><td>3-11</td><td>1-3</td><td>6-6</td><td>1 1 2</td><td>2 3</td><td>13</td><td>2</td><td>0</td><td>0</td><td>0 0 4</td></tr> <tr><td>3 Annie Hughes</td><td>G 40:00</td><td>1-3</td><td>0-0</td><td>1-2</td><td>3 7 10</td><td>0 2</td><td>3</td><td>3</td><td>0</td><td>0</td><td>0 1 9</td></tr> <tr><td>5 Aicha Coulibaly</td><td>G 31:26</td><td>10-18</td><td>0-1</td><td>4-7</td><td>2 4 6</td><td>1 5</td><td>24</td><td>2</td><td>3</td><td>2</td><td>1 1 7</td></tr> <tr><td>23 Honesty Scott-Grayson</td><td>G 33:38</td><td>7-13</td><td>1-2</td><td>4-6</td><td>1 8 9</td><td>1 4</td><td>19</td><td>4</td><td>6</td><td>3</td><td>0 1 12</td></tr> <tr><td>14 Jala Jordan</td><td>19:05</td><td>4-7</td><td>0-1</td><td>2-4</td><td>1 8 9</td><td>4 4</td><td>10</td><td>0</td><td>1</td><td>0</td><td>1 1 4</td></tr> <tr><td>1 Xaria Wiggins</td><td>23:44</td><td>0-3</td><td>0-0</td><td>0-0</td><td>4 4 2</td><td>0 0</td><td>0</td><td>1</td><td>0</td><td>0</td><td>1 0 13</td></tr> <tr><td>12 Mar'shaun Bostic</td><td>00:17</td><td>0-0</td><td>0-0</td><td>0-0</td><td>0 0 0</td><td>0 0</td><td>0</td><td>0</td><td>0</td><td>0</td><td>0 0 0</td></tr> <tr><td>0 Amoura Graves</td><td>05:14</td><td>0-0</td><td>0-0</td><td>0-0</td><td>0 1 1</td><td>0 0</td><td>0</td><td>0</td><td>0</td><td>0</td><td>0 0 3</td></tr> <tr><td>Team</td><td></td><td></td><td></td><td></td><td>0 0 0</td><td></td><td></td><td></td><td></td><td></td><td></td></tr> <tr><td>Totals</td><td></td><td>26-56</td><td>2-8</td><td>17-25</td><td>10 33 43</td><td>12 18</td><td>71</td><td>12</td><td>15</td><td>7</td><td>3 4 9</td></tr> </tbody> </table>												NO. Name	Min	FG M-A	3P M-A	FT M-A	Rebounds OR DR TOT	Fouls PF FO	TP	AS	TO	ST	Blocks BS BA +/-	10 Kiyae White	F 08:30	1-1	0-0	0-0	2 0 2	2 0	2	0	1	0	0 0 -7	2 Sania Wells	G 38:06	3-11	1-3	6-6	1 1 2	2 3	13	2	0	0	0 0 4	3 Annie Hughes	G 40:00	1-3	0-0	1-2	3 7 10	0 2	3	3	0	0	0 1 9	5 Aicha Coulibaly	G 31:26	10-18	0-1	4-7	2 4 6	1 5	24	2	3	2	1 1 7	23 Honesty Scott-Grayson	G 33:38	7-13	1-2	4-6	1 8 9	1 4	19	4	6	3	0 1 12	14 Jala Jordan	19:05	4-7	0-1	2-4	1 8 9	4 4	10	0	1	0	1 1 4	1 Xaria Wiggins	23:44	0-3	0-0	0-0	4 4 2	0 0	0	1	0	0	1 0 13	12 Mar'shaun Bostic	00:17	0-0	0-0	0-0	0 0 0	0 0	0	0	0	0	0 0 0	0 Amoura Graves	05:14	0-0	0-0	0-0	0 1 1	0 0	0	0	0	0	0 0 3	Team					0 0 0							Totals		26-56	2-8	17-25	10 33 43	12 18	71	12	15	7	3 4 9	Shooting By Period 1st FG% 5-15 33.3% 3PT% 0-2 0.0% FT% 3-4 75% 2nd FG% 8-19 42.1% FT% 2-2 100% 3PT% 0-3 0.0% FT% 6-9 66.7% 3PT% 1-2 50.0% FT% 2-2 100% 4th FG% 7-13 53.8% 3PT% 1-1 100.0% FT% 10-17 58.8% GM FG% 26-56 46.4% 3PT% 2-8 25.0% FT% 17-25 68.0%	
NO. Name	Min	FG M-A	3P M-A	FT M-A	Rebounds OR DR TOT	Fouls PF FO	TP	AS	TO	ST	Blocks BS BA +/-																																																																																																																																																		
10 Kiyae White	F 08:30	1-1	0-0	0-0	2 0 2	2 0	2	0	1	0	0 0 -7																																																																																																																																																		
2 Sania Wells	G 38:06	3-11	1-3	6-6	1 1 2	2 3	13	2	0	0	0 0 4																																																																																																																																																		
3 Annie Hughes	G 40:00	1-3	0-0	1-2	3 7 10	0 2	3	3	0	0	0 1 9																																																																																																																																																		
5 Aicha Coulibaly	G 31:26	10-18	0-1	4-7	2 4 6	1 5	24	2	3	2	1 1 7																																																																																																																																																		
23 Honesty Scott-Grayson	G 33:38	7-13	1-2	4-6	1 8 9	1 4	19	4	6	3	0 1 12																																																																																																																																																		
14 Jala Jordan	19:05	4-7	0-1	2-4	1 8 9	4 4	10	0	1	0	1 1 4																																																																																																																																																		
1 Xaria Wiggins	23:44	0-3	0-0	0-0	4 4 2	0 0	0	1	0	0	1 0 13																																																																																																																																																		
12 Mar'shaun Bostic	00:17	0-0	0-0	0-0	0 0 0	0 0	0	0	0	0	0 0 0																																																																																																																																																		
0 Amoura Graves	05:14	0-0	0-0	0-0	0 1 1	0 0	0	0	0	0	0 0 3																																																																																																																																																		
Team					0 0 0																																																																																																																																																								
Totals		26-56	2-8	17-25	10 33 43	12 18	71	12	15	7	3 4 9																																																																																																																																																		

		Official Basketball Box Score - Final Belmont 62 at Auburn 12/15/21 Curb Event Center, Nashville 2021-22 Women's Basketball										Game Time: 7:00 PM Game Duration: 2:01 Attendance: 2,031																																																																																																																																																													
Record: 4-5												Officials: Kyle Galloway, Royce Bevins, Nadi Cary																																																																																																																																																													
Belmont - 62												Technical Fouls: NONE																																																																																																																																																													
<table border="1"> <thead> <tr> <th>NO. Name</th> <th>Min</th> <th>FG M-A</th> <th>3P M-A</th> <th>FT M-A</th> <th>Rebounds OR DR TOT</th> <th>Fouls PF FO</th> <th>TP</th> <th>AS</th> <th>TO</th> <th>ST</th> <th>Blocks BS BA +/-</th> </tr> </thead> <tbody> <tr><td>3 Madison Bartley</td><td>F 11:02</td><td>4-6</td><td>1-2</td><td>0-0</td><td>2 0 2</td><td>5 0</td><td>9</td><td>1</td><td>0</td><td>0</td><td>3 0 7</td></tr> <tr><td>20 Conley Chinn</td><td>F 33:37</td><td>3-12</td><td>0-6</td><td>3-3</td><td>2 4 6</td><td>2 4</td><td>9</td><td>0</td><td>2</td><td>1</td><td>0 0 -11</td></tr> <tr><td>0 Tuti Jones</td><td>G 37:00</td><td>5-16</td><td>1-6</td><td>0-0</td><td>2 0 2</td><td>2 2</td><td>11</td><td>3</td><td>2</td><td>2</td><td>0 0 -7</td></tr> <tr><td>11 Destinee Wells</td><td>G 29:35</td><td>4-14</td><td>1-2</td><td>1-1</td><td>0 3 3</td><td>1 1</td><td>10</td><td>4</td><td>3</td><td>0</td><td>0 1 -7</td></tr> <tr><td>14 Jamilyn Kinney</td><td>G 33:49</td><td>1-9</td><td>0-5</td><td>0-0</td><td>4 4 4</td><td>2 2</td><td>2</td><td>2</td><td>3</td><td>0</td><td>0 1 -9</td></tr> <tr><td>22 Tessa Miller</td><td>22:06</td><td>5-6</td><td>0-0</td><td>2-2</td><td>3 7 3</td><td>3 3</td><td>12</td><td>3</td><td>0</td><td>0</td><td>1 0 -4</td></tr> <tr><td>21 Blair Schoenwald</td><td>24:08</td><td>3-9</td><td>3-6</td><td>0-0</td><td>3 0 3</td><td>0 0</td><td>9</td><td>1</td><td>0</td><td>0</td><td>1 0 -6</td></tr> <tr><td>24 Kiki Britzmann</td><td>03:26</td><td>0-0</td><td>0-0</td><td>0-0</td><td>0 0 0</td><td>0 0</td><td>0</td><td>0</td><td>0</td><td>0</td><td>0 0 -2</td></tr> <tr><td>12 Klynn McCuff</td><td>03:25</td><td>0-0</td><td>0-0</td><td>0-0</td><td>0 0 0</td><td>0 0</td><td>0</td><td>0</td><td>0</td><td>0</td><td>0 0 -4</td></tr> <tr><td>23 Nikki Baird</td><td>01:52</td><td>0-1</td><td>0-0</td><td>0-0</td><td>0 0 0</td><td>0 0</td><td>0</td><td>0</td><td>0</td><td>0</td><td>0 0 -2</td></tr> <tr><td>Team</td><td></td><td></td><td></td><td></td><td>3 4 7</td><td></td><td></td><td></td><td></td><td></td><td></td></tr> <tr><td>Totals</td><td></td><td>25-73</td><td>6-27</td><td>6-6</td><td>15 22 37</td><td>18 12</td><td>62</td><td>14</td><td>13</td><td>3</td><td>4 3 -9</td></tr> </tbody> </table>												NO. Name	Min	FG M-A	3P M-A	FT M-A	Rebounds OR DR TOT	Fouls PF FO	TP	AS	TO	ST	Blocks BS BA +/-	3 Madison Bartley	F 11:02	4-6	1-2	0-0	2 0 2	5 0	9	1	0	0	3 0 7	20 Conley Chinn	F 33:37	3-12	0-6	3-3	2 4 6	2 4	9	0	2	1	0 0 -11	0 Tuti Jones	G 37:00	5-16	1-6	0-0	2 0 2	2 2	11	3	2	2	0 0 -7	11 Destinee Wells	G 29:35	4-14	1-2	1-1	0 3 3	1 1	10	4	3	0	0 1 -7	14 Jamilyn Kinney	G 33:49	1-9	0-5	0-0	4 4 4	2 2	2	2	3	0	0 1 -9	22 Tessa Miller	22:06	5-6	0-0	2-2	3 7 3	3 3	12	3	0	0	1 0 -4	21 Blair Schoenwald	24:08	3-9	3-6	0-0	3 0 3	0 0	9	1	0	0	1 0 -6	24 Kiki Britzmann	03:26	0-0	0-0	0-0	0 0 0	0 0	0	0	0	0	0 0 -2	12 Klynn McCuff	03:25	0-0	0-0	0-0	0 0 0	0 0	0	0	0	0	0 0 -4	23 Nikki Baird	01:52	0-1	0-0	0-0	0 0 0	0 0	0	0	0	0	0 0 -2	Team					3 4 7							Totals		25-73	6-27	6-6	15 22 37	18 12	62	14	13	3	4 3 -9	Shooting By Period 1st FG% 6-17 35.3% 3PT% 1-5 20.0% FT% 0-0 0% 2nd FG% 5-17 29.4% 3PT% 1-6 16.7% FT% 0-0 0% 3rd FG% 7-19 36.8% 3PT% 0-4 0.0% FT% 2-2 100% 4th FG% 7-20 35.0% 3PT% 4-12 33.3% FT% 4-4 100% GM FG% 25-73 34.2% 3PT% 6-27 22.2% FT% 6-6 100.0%	
NO. Name	Min	FG M-A	3P M-A	FT M-A	Rebounds OR DR TOT	Fouls PF FO	TP	AS	TO	ST	Blocks BS BA +/-																																																																																																																																																														
3 Madison Bartley	F 11:02	4-6	1-2	0-0	2 0 2	5 0	9	1	0	0	3 0 7																																																																																																																																																														
20 Conley Chinn	F 33:37	3-12	0-6	3-3	2 4 6	2 4	9	0	2	1	0 0 -11																																																																																																																																																														
0 Tuti Jones	G 37:00	5-16	1-6	0-0	2 0 2	2 2	11	3	2	2	0 0 -7																																																																																																																																																														
11 Destinee Wells	G 29:35	4-14	1-2	1-1	0 3 3	1 1	10	4	3	0	0 1 -7																																																																																																																																																														
14 Jamilyn Kinney	G 33:49	1-9	0-5	0-0	4 4 4	2 2	2	2	3	0	0 1 -9																																																																																																																																																														
22 Tessa Miller	22:06	5-6	0-0	2-2	3 7 3	3 3	12	3	0	0	1 0 -4																																																																																																																																																														
21 Blair Schoenwald	24:08	3-9	3-6	0-0	3 0 3	0 0	9	1	0	0	1 0 -6																																																																																																																																																														
24 Kiki Britzmann	03:26	0-0	0-0	0-0	0 0 0	0 0	0	0	0	0	0 0 -2																																																																																																																																																														
12 Klynn McCuff	03:25	0-0	0-0	0-0	0 0 0	0 0	0	0	0	0	0 0 -4																																																																																																																																																														
23 Nikki Baird	01:52	0-1	0-0	0-0	0 0 0	0 0	0	0	0	0	0 0 -2																																																																																																																																																														
Team					3 4 7																																																																																																																																																																				
Totals		25-73	6-27	6-6	15 22 37	18 12	62	14	13	3	4 3 -9																																																																																																																																																														

AUB BEL		Points from AUB BEL		Period by Period Scoring																			
Biggest lead	10 (3rd 2:16) 4 (1st 3:22)	Turnovers	15 8	<table border="1"> <tr><th></th><th>1st</th><th>2nd</th><th>3rd</th><th>4th</th><th>TOT</th></tr> <tr><td>AUB</td><td>13</td><td>18</td><td>15</td><td>25</td><td>71</td></tr> <tr><td>BEL</td><td>13</td><td>11</td><td>16</td><td>22</td><td>62</td></tr> </table>			1st	2nd	3rd	4th	TOT	AUB	13	18	15	25	71	BEL	13	11	16	22	62
	1st	2nd	3rd	4th	TOT																		
AUB	13	18	15	25	71																		
BEL	13	11	16	22	62																		
Best Scoring Run	7 (4th 6:38) 7 (4th 8:15)	Paint	46 32																				
Lead Changes	3	Second Chance	10 13																				
Times Tied	6	Fast Breaks	6 0																				
Time with Lead	28:11 06:29	Bench	10 21																				

Game 10 | Dec. 18, 2021 | Auburn, Ala.
Auburn 82, Grambling State 58

		Official Basketball Box Score - Final Grambling at Auburn 12/18/21 Auburn Arena, Auburn 2021-22 Women's Basketball										Game Time: 2:00 PM Game Duration: 1:59 Attendance: 1,804																																																																																																																																																													
Record: 2-7												Officials: Denise Brooks, Carla Fountain, Teresa Stack																																																																																																																																																													
Grambling - 58												Technical Fouls: NONE																																																																																																																																																													
<table border="1"> <thead> <tr> <th>NO. Name</th> <th>Min</th> <th>FG M-A</th> <th>3P M-A</th> <th>FT M-A</th> <th>Rebounds OR DR TOT</th> <th>Fouls PF FO</th> <th>TP</th> <th>AS</th> <th>TO</th> <th>ST</th> <th>Blocks BS BA +/-</th> </tr> </thead> <tbody> <tr><td>34 Ashanti Lavergne</td><td>C 15:55</td><td>2-2</td><td>0-0</td><td>0-0</td><td>0 2 2</td><td>4 0</td><td>4</td><td>0</td><td>0</td><td>0</td><td>0 0 -11</td></tr> <tr><td>0 Alexus Holt</td><td>G 39:49</td><td>8-23</td><td>2-8</td><td>3-6</td><td>3 2 5</td><td>1 8</td><td>21</td><td>3</td><td>6</td><td>2</td><td>0 0 -23</td></tr> <tr><td>3 Clera Ellington</td><td>G 31:54</td><td>3-9</td><td>1-1</td><td>0-0</td><td>1 2 3</td><td>3 0</td><td>7</td><td>2</td><td>3</td><td>1</td><td>1 1 -13</td></tr> <tr><td>12 Justice Coleman</td><td>G 36:57</td><td>3-11</td><td>1-4</td><td>3-3</td><td>1 3 4</td><td>3 5</td><td>10</td><td>0</td><td>4</td><td>1</td><td>0 1 -19</td></tr> <tr><td>13 Kaci Chairs</td><td>G 17:23</td><td>1-3</td><td>0-2</td><td>0-0</td><td>0 0 0</td><td>2 0</td><td>2</td><td>0</td><td>1</td><td>0</td><td>0 0 -2</td></tr> <tr><td>1 Jasmine Forte</td><td>07:04</td><td>0-0</td><td>0-0</td><td>0-0</td><td>0 0 0</td><td>2 1</td><td>0</td><td>0</td><td>0</td><td>0</td><td>0 0 -5</td></tr> <tr><td>10 Leah Morrow</td><td>24:30</td><td>3-6</td><td>0-0</td><td>0-0</td><td>3 3 6</td><td>4 0</td><td>6</td><td>3</td><td>2</td><td>0</td><td>0 0 -25</td></tr> <tr><td>4 DeAndre'a Alexander</td><td>04:13</td><td>0-0</td><td>0-0</td><td>0-0</td><td>0 0 0</td><td>3 0</td><td>0</td><td>0</td><td>1</td><td>0</td><td>0 0 -1</td></tr> <tr><td>5 Phylcia Allen</td><td>08:24</td><td>0-0</td><td>0-0</td><td>0-0</td><td>0 0 0</td><td>1 0</td><td>0</td><td>0</td><td>1</td><td>0</td><td>0 0 -9</td></tr> <tr><td>15 Trasily Totten</td><td>15:51</td><td>3-5</td><td>0-1</td><td>2-3</td><td>0 1 1</td><td>0 2</td><td>8</td><td>0</td><td>1</td><td>0</td><td>1 1 -12</td></tr> <tr><td>Team</td><td></td><td></td><td></td><td></td><td>1 5 6</td><td></td><td></td><td></td><td></td><td></td><td></td></tr> <tr><td>Totals</td><td></td><td>23-59</td><td>4-16</td><td>8-12</td><td>9 18 27</td><td>23 16</td><td>58</td><td>8</td><td>19</td><td>4</td><td>2 3 -24</td></tr> </tbody> </table>												NO. Name	Min	FG M-A	3P M-A	FT M-A	Rebounds OR DR TOT	Fouls PF FO	TP	AS	TO	ST	Blocks BS BA +/-	34 Ashanti Lavergne	C 15:55	2-2	0-0	0-0	0 2 2	4 0	4	0	0	0	0 0 -11	0 Alexus Holt	G 39:49	8-23	2-8	3-6	3 2 5	1 8	21	3	6	2	0 0 -23	3 Clera Ellington	G 31:54	3-9	1-1	0-0	1 2 3	3 0	7	2	3	1	1 1 -13	12 Justice Coleman	G 36:57	3-11	1-4	3-3	1 3 4	3 5	10	0	4	1	0 1 -19	13 Kaci Chairs	G 17:23	1-3	0-2	0-0	0 0 0	2 0	2	0	1	0	0 0 -2	1 Jasmine Forte	07:04	0-0	0-0	0-0	0 0 0	2 1	0	0	0	0	0 0 -5	10 Leah Morrow	24:30	3-6	0-0	0-0	3 3 6	4 0	6	3	2	0	0 0 -25	4 DeAndre'a Alexander	04:13	0-0	0-0	0-0	0 0 0	3 0	0	0	1	0	0 0 -1	5 Phylcia Allen	08:24	0-0	0-0	0-0	0 0 0	1 0	0	0	1	0	0 0 -9	15 Trasily Totten	15:51	3-5	0-1	2-3	0 1 1	0 2	8	0	1	0	1 1 -12	Team					1 5 6							Totals		23-59	4-16	8-12	9 18 27	23 16	58	8	19	4	2 3 -24	Shooting By Period 1st FG% 7-16 43.8% 3PT% 1-3 33.3% FT% 0-0 0% 2nd FG% 6-13 46.2% 3PT% 2-3 66.7% FT% 1-2 50% 3rd FG% 3-15 20.0% 3PT% 0-5 0.0% FT% 2-2 100% 4th FG% 7-15 46.7% 3PT% 1-5 20.0% FT% 5-8 62.5% GM FG% 23-59 39.0% 3PT% 4-16 25.0% FT% 8-12 66.7%	
NO. Name	Min	FG M-A	3P M-A	FT M-A	Rebounds OR DR TOT	Fouls PF FO	TP	AS	TO	ST	Blocks BS BA +/-																																																																																																																																																														
34 Ashanti Lavergne	C 15:55	2-2	0-0	0-0	0 2 2	4 0	4	0	0	0	0 0 -11																																																																																																																																																														
0 Alexus Holt	G 39:49	8-23	2-8	3-6	3 2 5	1 8	21	3	6	2	0 0 -23																																																																																																																																																														
3 Clera Ellington	G 31:54	3-9	1-1	0-0	1 2 3	3 0	7	2	3	1	1 1 -13																																																																																																																																																														
12 Justice Coleman	G 36:57	3-11	1-4	3-3	1 3 4	3 5	10	0	4	1	0 1 -19																																																																																																																																																														
13 Kaci Chairs	G 17:23	1-3	0-2	0-0	0 0 0	2 0	2	0	1	0	0 0 -2																																																																																																																																																														
1 Jasmine Forte	07:04	0-0	0-0	0-0	0 0 0	2 1	0	0	0	0	0 0 -5																																																																																																																																																														
10 Leah Morrow	24:30	3-6	0-0	0-0	3 3 6	4 0	6	3	2	0	0 0 -25																																																																																																																																																														
4 DeAndre'a Alexander	04:13	0-0	0-0	0-0	0 0 0	3 0	0	0	1	0	0 0 -1																																																																																																																																																														
5 Phylcia Allen	08:24	0-0	0-0	0-0	0 0 0	1 0	0	0	1	0	0 0 -9																																																																																																																																																														
15 Trasily Totten	15:51	3-5	0-1	2-3	0 1 1	0 2	8	0	1	0	1 1 -12																																																																																																																																																														
Team					1 5 6																																																																																																																																																																				
Totals		23-59	4-16	8-12	9 18 27	23 16	58	8	19	4	2 3 -24																																																																																																																																																														

		Official Basketball Box Score - Final Kennesaw St. at Auburn 12/20/21 Auburn Arena, Auburn, Ala. 2021-22 Women's Basketball										Game Time: 12:00 PM Game Duration: 1:45 Attendance: 1,848																																																																																																																					
Record: 4-7												Officials: Billy Smith, Fatou Cissoko-Stephens, Eric Baker																																																																																																																					
Kennesaw St. - 54												Technical Fouls: NONE																																																																																																																					
<table border="1"> <thead> <tr> <th>NO. Name</th> <th>Min</th> <th>FG M-A</th> <th>3P M-A</th> <th>FT M-A</th> <th>Rebounds OR DR TOT</th> <th>Fouls PF FO</th> <th>TP</th> <th>AS</th> <th>TO</th> <th>ST</th> <th>Blocks BS BA +/-</th> </tr> </thead> <tbody> <tr><td>10 Kiyae White</td><td>F 27:43</td><td>8-13</td><td>0-0</td><td>4-4</td><td>5 4 9</td><td>3 3</td><td>20</td><td>1</td><td>4</td><td>1</td><td>0 1 -14</td></tr> <tr><td>20 Stacie Jones</td><td>F 14:45</td><td>0-1</td><td>0-0</td><td>5-6</td><td>1 2 3</td><td>1 5</td><td>5</td><td>0</td><td>2</td><td>0</td><td>0 0 0</td></tr> <tr><td>0 Amani Johnson</td><td>G 39:25</td><td>6-16</td><td>3-5</td><td>0-0</td><td>2 9 11</td><td>1 2</td><td>15</td><td>3</td><td>3</td><td>0</td><td>0 0 -10</td></tr> <tr><td>15 Jah'Che Whitfield</td><td>G 25:08</td><td>2-7</td><td>1-1</td><td>0-0</td><td>0 1 1</td><td>4 0</td><td>5</td><td>2</td><td>2</td><td>2</td><td>1 0 -9</td></tr> <tr><td>23 Bre'Ann Sripes</td><td>G 16:52</td><td>0-1</td><td>0-1</td><td>1-2</td><td>0 1 1</td><td>1 1</td><td>1</td><td>0</td><td>0</td><td>0</td><td>0 0 -12</td></tr> <tr><td>24 Precious Harden</td><td>02:06</td><td>0-0</td><td>0-0</td><td>0-0</td><td>0 0 0</td><td>0 0</td><td>0</td><td>0</td><td>0</td><td>0</td><td>0 0 -3</td></tr> <tr><td>25 Gabi Legister</td><td>18:14</td><td>1-1</td><td>0-0</td><td>1-2</td><td>0 0 0</td><td>1 2</td><td>3</td><td>0</td><td>0</td><td>0</td><td>0 0 -16</td></tr> <tr><td>32 Julia Rodriguez</td><td>03:35</td><td>0-0</td><td>0-0</td><td>0-0</td><td>1 1 2</td><td>2 0</td><td>0</td><td>1</td><td>0</td><td>0</td><td>0 0 -5</td></tr> <tr><td>14 Ashley Free</td><td>08:07</td><td>0-2</td><td>0-0</td><td>0-0</td><td>0 2 0</td><td>0 0</td><td>0</td><td>1</td><td>2</td></tr></tbody></table>												NO. Name	Min	FG M-A	3P M-A	FT M-A	Rebounds OR DR TOT	Fouls PF FO	TP	AS	TO	ST	Blocks BS BA +/-	10 Kiyae White	F 27:43	8-13	0-0	4-4	5 4 9	3 3	20	1	4	1	0 1 -14	20 Stacie Jones	F 14:45	0-1	0-0	5-6	1 2 3	1 5	5	0	2	0	0 0 0	0 Amani Johnson	G 39:25	6-16	3-5	0-0	2 9 11	1 2	15	3	3	0	0 0 -10	15 Jah'Che Whitfield	G 25:08	2-7	1-1	0-0	0 1 1	4 0	5	2	2	2	1 0 -9	23 Bre'Ann Sripes	G 16:52	0-1	0-1	1-2	0 1 1	1 1	1	0	0	0	0 0 -12	24 Precious Harden	02:06	0-0	0-0	0-0	0 0 0	0 0	0	0	0	0	0 0 -3	25 Gabi Legister	18:14	1-1	0-0	1-2	0 0 0	1 2	3	0	0	0	0 0 -16	32 Julia Rodriguez	03:35	0-0	0-0	0-0	1 1 2	2 0	0	1	0	0	0 0 -5	14 Ashley Free	08:07	0-2	0-0	0-0	0 2 0	0 0	0	1	2
NO. Name	Min	FG M-A	3P M-A	FT M-A	Rebounds OR DR TOT	Fouls PF FO	TP	AS	TO	ST	Blocks BS BA +/-																																																																																																																						
10 Kiyae White	F 27:43	8-13	0-0	4-4	5 4 9	3 3	20	1	4	1	0 1 -14																																																																																																																						
20 Stacie Jones	F 14:45	0-1	0-0	5-6	1 2 3	1 5	5	0	2	0	0 0 0																																																																																																																						
0 Amani Johnson	G 39:25	6-16	3-5	0-0	2 9 11	1 2	15	3	3	0	0 0 -10																																																																																																																						
15 Jah'Che Whitfield	G 25:08	2-7	1-1	0-0	0 1 1	4 0	5	2	2	2	1 0 -9																																																																																																																						
23 Bre'Ann Sripes	G 16:52	0-1	0-1	1-2	0 1 1	1 1	1	0	0	0	0 0 -12																																																																																																																						
24 Precious Harden	02:06	0-0	0-0	0-0	0 0 0	0 0	0	0	0	0	0 0 -3																																																																																																																						
25 Gabi Legister	18:14	1-1	0-0	1-2	0 0 0	1 2	3	0	0	0	0 0 -16																																																																																																																						
32 Julia Rodriguez	03:35	0-0	0-0	0-0	1 1 2	2 0	0	1	0	0	0 0 -5																																																																																																																						
14 Ashley Free	08:07	0-2	0-0	0-0	0 2 0	0 0	0	1	2																																																																																																																								

Game 12 | Jan. 2, 2022 | Tuscaloosa, Ala.
Alabama 56, Auburn 53

Official Basketball Box Score - Final
Auburn at Alabama
01/02/22 Coleman Coliseum, Tuscaloosa
2021-22 Women's Basketball

Game Time: 4:00 PM
Game Duration: 2:28
Attendance: 2,885

Officials: William Smith, Maggie Timman, Sal Esho

Auburn - 53
Record: 8-4 (0-1)

NO.	Name	Min	FG			FT	Rebounds		Fouls	TP	AS	TO	ST	Blocks		+/-
			M/A	M/A	M/A		OR	DR						PF	FD	
14	Jala Jordan	F 20:38	1-8	0-2	0-0	1	4	5	4	0	2	0	0	0	1	7
2	Sania Wells	G 31:18	2-10	1-3	4-4	0	4	4	4	9	2	3	1	1	2	-6
3	Annie Hughes	G 36:51	2-7	1-5	0-1	1	2	1	3	5	0	1	2	0	-2	
5	Aicha Coulibaly	G 37:05	5-12	0-0	7-10	4	8	12	3	9	17	3	7	0	1	4
23	Honesty Scott-Grayson	G 40:00	7-16	1-4	2-3	0	6	6	2	17	2	3	1	4	1	-3
1	Xaria Wiggins	G 13:25	0-3	0-1	1-2	0	1	1	1	1	0	1	0	0	1	-6
10	Kiyae' White	G 11:54	0-3	0-0	0-0	3	3	6	1	2	0	2	1	0	0	-11
12	Mar'shaun Bostic	G 08:49	1-1	0-0	0-0	0	1	1	4	0	2	0	1	0	0	2
Team						4	2	6		0	0	0	0	0		
Totals			18-60	3-15	14-20	13	30	43	20	21	53	7	18	5	6	-3

Shooting By Period
1st FG% 5-14 35.7%
3PT% 2-5 40.0%
FT% 0-1 0.0%
2nd FG% 3-11 27.3%
3PT% 0-2 0.0%
FT% 3-4 75%
3rd FG% 5-20 25.0%
3PT% 0-3 0.0%
FT% 2-4 50%
4th FG% 5-15 33.3%
3PT% 1-5 20.0%
FT% 9-11 81.8%
GM FG% 18-60 30.0%
3PT% 3-15 20.0%
FT% 14-20 70.0%

Technical Fouls: NONE
Dead Ball Rebounds: 3, 0

Alabama - 56
Record: 10-3 (1-1)

NO.	Name	Min	FG			FT	Rebounds		Fouls	TP	AS	TO	ST	Blocks		+/-
			M/A	M/A	M/A		OR	DR						PF	FD	
31	Jada Rice	C 21:52	3-9	0-0	1-4	3	7	10	6	3	7	0	1	0	2	0
1	Megan Abrams	G 38:53	2-15	0-4	1	5	6	0	6	9	2	4	1	0	1	0
2	JaMya Mingo-Young	G 31:59	4-8	1-2	5-6	2	6	8	5	2	14	3	1	2	2	0
5	Hannah Barber	G 29:03	1-3	1-3	1-2	0	1	1	4	4	3	1	1	0	0	5
23	Brittany Davis	G 35:33	4-16	1-7	1-2	3	8	11	1	3	10	2	2	2	0	3
33	Khyia Wade-Warren	G 10:48	0-3	0-1	1-2	2	1	3	3	2	1	0	1	0	1	0
15	Myra Gordon	G 04:27	0-0	0-0	0-0	0	0	0	0	0	0	0	0	0	0	5
32	Nia Daniel	G 08:43	1-1	1-1	0-0	0	0	0	1	0	3	0	0	0	0	3
4	Taylor Sutton	G 11:31	2-2	0-0	1-1	1	3	4	0	1	5	0	1	1	0	-8
12	Allie Craig Cruce	G 07:11	1-1	0-0	1-2	1	0	1	2	1	3	0	1	0	1	0
Team						1	1	2		0	1					
Totals			18-58	4-18	16-29	14	32	46	22	20	56	9	15	6	6	5

Shooting By Period
1st FG% 5-17 29.4%
3PT% 2-8 25.0%
FT% 4-4 100%
2nd FG% 6-18 33.3%
3PT% 0-1 0.0%
FT% 4-7 57.1%
3rd FG% 3-11 27.3%
3PT% 1-6 16.7%
FT% 1-2 50%
4th FG% 4-12 33.3%
3PT% 1-3 33.3%
FT% 7-16 43.8%
GM FG% 18-58 31.0%
3PT% 4-18 22.2%
FT% 16-29 55.2%

Technical Fouls: Rice 4th 3:05
Dead Ball Rebounds: 9, 0

Biggest lead	AU		UA		Points from Turnovers	AU	UA	Paint	Second Chance	Fast Breaks	Bench
	4 (1st 7:55)	13 (2nd 8:53)	6 (1st 7:55)	6 (2nd 8:52)							
Best Scoring Run	6 (1st 7:55)		6 (2nd 8:52)		24	15	24	26	8	11	9
Lead Changes	4				12	9	12	20	53		
Times Tied	1				16	16	8	16	56		
Time with Lead	04:24	35:23									

Game 13 | Jan. 6, 2022 | Columbia, Mo.
Missouri 72, Auburn 63 (OT)

Official Basketball Box Score - Final
Auburn at Missouri
01/06/22 Mizzou Arena, Columbia
2021-22 Women's Basketball

Game Time: 7:00 PM
Game Duration: 2:26
Attendance: 2,626

Officials: Roy Gubeyan, Talsa Green, Bill Laranca

Auburn - 63
Record: 8-5 (0-2)

NO.	Name	Min	FG			FT	Rebounds		Fouls	TP	AS	TO	ST	Blocks		+/-
			M/A	M/A	M/A		OR	DR						PF	FD	
10	Kiyae' White	F 31:10	1-6	0-0	2-4	5	4	9	5	3	4	0	1	0	1	9
2	Sania Wells	G 43:38	9-20	1-4	1-1	0	4	4	2	4	20	3	1	0	1	-4
3	Annie Hughes	G 30:18	3-8	1-3	0-0	0	2	2	0	7	1	0	1	0	0	5
5	Aicha Coulibaly	G 39:16	7-16	1-4	0-2	6	2	8	4	15	1	3	1	1	2	-11
23	Honesty Scott-Grayson	G 43:00	6-15	0-1	3-3	1	1	2	3	15	3	2	1	1	1	-9
14	Jala Jordan	11:56	0-5	0-2	0-0	2	2	1	1	0	0	0	1	1	0	-10
1	Xaria Wiggins	09:03	0-0	0-0	0-0	0	0	0	2	0	0	0	2	0	0	-15
12	Mar'shaun Bostic	14:18	1-1	0-0	0-0	0	0	0	2	0	2	0	1	0	0	-10
0	Amoura Graves	02:21	0-0	0-0	0-0	1	0	1	0	0	0	0	0	0	0	0
Team						2	4	6		0	2					
Totals			27-71	3-14	6-10	15	19	34	19	15	63	7	13	6	4	5

Shooting By Period
1st FG% 8-17 47.1%
3PT% 0-3 0.0%
FT% 1-1 100%
2nd FG% 6-18 33.3%
3PT% 1-4 25.0%
FT% 2-2 100%
3rd FG% 3-11 27.3%
3PT% 1-3 33.3%
FT% 3-5 60%
4th FG% 8-15 53.3%
3PT% 1-2 50.0%
FT% 0-2 0%
OT FG% 2-10 20.0%
3PT% 0-2 0.0%
FT% 0-0 0%
GM FG% 27-71 38.0%
3PT% 3-14 21.4%
FT% 6-10 60.0%

Technical Fouls: NONE
Dead Ball Rebounds: 2, 0

Missouri - 72
Record: 13-2 (2-0)

NO.	Name	Min	FG			FT	Rebounds		Fouls	TP	AS	TO	ST	Blocks		+/-
			M/A	M/A	M/A		OR	DR						PF	FD	
0	LaDazhia Williams	F 41:02	9-12	0-0	7-8	3	4	7	2	4	25	1	2	0	1	14
43	Hayley Frank	F 38:11	4-9	1-2	0	8	8	4	7	15	1	1	1	4	1	5
1	Lauren Hansen	G 40:43	6-9	3-4	2-2	0	2	3	3	17	1	4	1	0	0	18
2	Sara-Rose Smith	G 10:05	1-2	0-1	0-0	0	0	0	2	0	2	0	0	0	0	7
4	Mama Dembele	G 42:30	0-2	0-2	0-0	0	4	4	1	2	0	5	3	0	1	10
33	Aijha Blackwell	37:53	6-12	0-1	1-2	3	11	14	2	3	13	1	3	0	0	6
30	Izzy Higginbottom	10:49	0-5	0-2	0-0	0	0	0	0	0	2	1	0	0	1	-8
24	Kiya Dorroh	03:41	0-0	0-0	0-0	0	0	0	0	0	0	0	0	0	0	-3
20	Sarah Linthacum	00:03	0-0	0-0	0-0	0	0	0	0	0	0	0	0	0	0	-2
32	Jayla Kelly	00:03	0-0	0-0	0-0	0	0	0	0	0	0	0	0	0	0	-2
Team						1	2	3		0	2					
Totals			26-51	4-13	16-19	7	31	38	15	19	72	11	20	5	4	9

Shooting By Period
1st FG% 5-11 45.5%
3PT% 1-4 25.0%
FT% 2-2 100%
2nd FG% 7-16 43.8%
3PT% 1-5 20.0%
FT% 0-0 0%
3rd FG% 5-8 62.5%
3PT% 1-2 50.0%
FT% 6-7 85.7%
4th FG% 5-11 45.5%
3PT% 0-1 0.0%
FT% 4-5 80%
OT FG% 4-5 80.0%
3PT% 1-1 100.0%
FT% 4-5 80%
GM FG% 26-51 51.0%
3PT% 4-13 30.8%
FT% 16-19 84.2%

Technical Fouls: NONE
Dead Ball Rebounds: 2, 0

Biggest lead	AUB		MIZ		Points from Turnovers	AUB	MIZ	Paint	Second Chance	Fast Breaks	Bench
	7 (3rd 6:11)	11 (1st OT 0:45)	9 (4th 6:39)	12 (3rd 0:55)							
Best Scoring Run	9 (4th 6:39)		12 (3rd 0:55)		30	38	6	6	12	2	13
Lead Changes	3				13	15	17	14	13	72	
Times Tied	9										
Time with Lead	27:25	14:35									

Game 14 | Jan. 9, 2022 | Auburn, Ala.
#13 LSU 76, Auburn 48

Official Basketball Box Score - Final
LSU at Auburn
01/09/22 Auburn Arena, Auburn, Ala.
2021-22 Women's Basketball

Game Time: 4:00 PM
Game Duration: 1:49
Attendance: 2,308

Officials: Denise Brooks, Sal Esho, Ileyiwa Seales

LSU - 76
Record: 15-2 (3-1)

NO.	Name	Min	FG			FT	Rebounds		Fouls	TP	AS	TO	ST	Blocks		+/-
			M/A	M/A	M/A		OR	DR						PF	FD	
0	Autumn Newby	F 22:15	4-5	0-0	0-0	1	5	6	3	2	8	0	0	1	0	26
24	Faustine Aifuwa	C 23:10	5-9	0-0	0-0	2	3	5	3	0	10	0	2	0	4	1
1	Jalyn Cherry	C 31:16	2-11	0-1	3-4	0	5	5	0	4	7	2	2	2	1	28
3	Khayla Pointer	G 38:36	9-14	2-4	4-5	2	9	11	2	4	24	6	5	4	1	30
45	Alexis Morris	G 31:26	4-8	1-1	0-5	2	3	5	1	1	9	3	2	1	1	28
20	Hannah Gusters	18:26	3-9	0-0	7-8	2	2	4	1	5	13	0	2	0	0	4
10	Ryann Payne	06:17	0-1	0-0	0-0	2	2	3	1	0	1	0	1	0	0	-2
32	Awa Trasi	04:16	0-0	0-0	0-0	0	0	0	0	0	0	0	0	0	1	-1
15	Ajae Petty	06:40	1-1	0-0	1-4	5	1	0	0	2	0	1	0	0	0	-3
21	Timia Ware	07:12	0-1	0-0	0-1	1	2	0	0	0	1	1	0	0	0	-2
14	Sarah Shematsi	05:13	1-4	0-1	0-0	1	0	1	0	2	1	0	0	0	0	-2
23	Amani Bartlett	05:13	0-1	0-0	1-2	1	2	3	1	1	1	0	0	0	0	-2
Team						1	2	3		0	0					

Game 16 | Jan. 16, 2022 | College Station, Texas
Texas A&M 71, Auburn 53

Game 17 | Jan. 23, 2022 | Auburn, Ala.
Auburn vs. Alabama



Official Basketball Box Score - Final
Auburn at Texas A&M
01/16/22 Reed Arena, Bryan-College Station
2021-22 Women's Basketball

Game Time: 4:00 PM
Game Duration: 1:49
Attendance: 3,932

Officials: Brian Hall, Kate Lukarich, Demoya Williams

Auburn - 53		Record: 8-8 (0-5)													Shooting By Period										
NO.	Name	Min	FG	3P	FT	Rebounds	Fouls	TP	AS	TO	ST	Blocks	+/-	1st FG%	5-15	33.3%	3PT%	1-4	25.0%	FT%	1-2	50%			
			M-A	M-A	M-A	OR	DR	TOT	PF	FD		BS	BA	2nd FG%	3-13	23.1%	3PT%	0-1	0.0%	FT%	0-0	0%			
51	Precious Johnson	C 15:04	1-1	0-0	1-2	1	0	1	4	1	3	0	2	0	0	0	0	7							
2	Sania Wells	G 29:37	5-11	0-1	0-0	0	1	1	2	2	10	2	3	0	0	1	-16								
3	Amnia Hughes	G 16:34	3-6	0-1	0-0	1	0	1	0	1	6	1	0	0	0	1	-19								
5	Aicha Coulibaly	G 29:29	5-11	1-2	4-5	4	5	9	4	5	15	3	1	1	0	2	-1								
23	Honesty Scott-Grayson	G 35:50	4-14	0-4	1-5	2	4	6	1	7	9	1	2	0	1	0	-14								
12	Mar'ishaun Bostic	19:55	0-3	0-0	0-0	0	3	3	3	0	0	2	2	0	0	-9									
10	Kiyah' White	09:32	0-3	0-0	2-4	1	1	2	2	2	2	0	1	0	0	-9									
0	Amoura Graves	29:11	2-4	0-1	0-0	2	0	2	0	0	4	1	0	1	0	-9									
14	Jala Jordan	07:46	1-2	0-0	0-0	0	0	0	0	0	2	0	0	0	0	-15									
1	Xaria Wiggins	00:50	0-1	0-0	0-0	0	0	0	0	0	0	0	0	0	0	-1									
20	Adaora Onumelu	02:20	0-0	0-0	0-0	0	1	1	1	0	0	0	0	0	0	-4									
24	Carsen McFadden	02:19	0-0	0-0	0-0	0	0	0	0	0	0	0	0	0	0	1									
4	Riley Donahue	01:33	0-2	0-1	2-2	0	1	1	0	1	2	0	0	0	0	-1									
Team						1		2		0		0													
Totals						21-58		1-10		10-18		12		17		29		17		19		53		10	
												10		11		4		1		4		-18			

Dead Ball Rebounds: 6, 0

Technical Fouls: NONE

Texas A&M - 71		Record: 11-6 (1-4)													Shooting By Period										
NO.	Name	Min	FG	3P	FT	Rebounds	Fouls	TP	AS	TO	ST	Blocks	+/-	1st FG%	6-13	46.2%	3PT%	1-1	100.0%	FT%	6-6	100%			
			M-A	M-A	M-A	OR	DR	TOT	PF	FD		BS	BA	2nd FG%	11-19	57.9%	3PT%	3-7	42.9%	FT%	0-0	0%			
13	Jada Malone	F 15:01	0-0	0-0	0-0	1	4	5	2	0	0	1	2	1	0	0	7								
32	Aaliyah Patty	F 17:09	3-6	0-0	0-0	2	5	7	4	0	6	0	6	0	2	0	-10								
2	Qadashah Hoppie	G 33:33	3-9	1-4	0-0	1	3	4	2	0	7	4	1	0	0	0	19								
5	Jordan Nixon	G 33:35	4-11	2-4	0-0	1	4	5	1	8	10	5	5	0	0	0	19								
11	Kayla Wells	G 23:52	4-7	1-1	6-6	2	0	2	3	3	15	0	2	1	0	0	1								
44	Sydnee Roby	19:59	9-12	0-0	2-2	5	3	8	4	1	20	2	0	1	1	1	14								
3	Destiny Pitts	24:49	2-7	2-5	0-0	0	3	3	0	1	6	3	0	0	0	0	21								
24	Sahara Jones	12:35	3-5	0-1	1-1	1	1	2	2	1	7	0	0	0	0	0	17								
23	McKinzie Green	05:47	0-0	0-0	0-0	0	0	0	0	0	0	1	0	0	0	0	3								
14	Malyah Johnson	08:59	0-2	0-0	0-0	0	0	0	1	2	0	0	1	0	1	0	-2								
4	Kay Kay Green	02:24	0-1	0-0	0-0	0	0	0	0	1	0	0	0	0	0	-1									
22	Kenyal Perry	01:13	0-0	0-0	0-0	0	0	0	0	0	0	0	0	0	0	1									
25	Keslynn Oxendine	01:04	0-0	0-0	0-0	0	1	1	0	0	0	0	1	0	0	0	1								
Team						2		4		0		0													
Totals						28-60		6-15		9-9		15		26		41		19		17		71		16	
												16		18		3		4		1		18			

Dead Ball Rebounds: 0, 1

Technical Fouls: NONE

	AUB	TAMU	Points from	AUB	TAMU	Period by Period Scoring					
Biggest lead	3 (1 st 5:31)	29 (3 rd 9:47)	Turnovers	18	12	1st	2nd	3rd	4th	TOT	
Best Scoring Run	7 (3 rd 8:23)	14 (2 nd 1:24)	Paint	26	38	AUB	12	6	20	15	53
Lead Changes	5		Second Chance	12	17	TAMU	19	25	18	9	71
Times Tied	2		Fast Breaks	3	5						
Time with Lead	03:08	34:55	Bench	10	33						

Game 18 | Jan. 25, 2022 | Auburn, Ala.
Auburn vs. Kentucky

Game 19 | Jan. 27, 2022 | Auburn, Ala.
Auburn vs. Tennessee



2021-22 Auburn Women's Basketball Combined Team Statistics All games

Game Records

Record	Overall	Home	Away	Neutral
ALL GAMES	8-8	6-2	2-6	0-0
CONFERENCE	0-5	0-1	0-4	0-0
NON-CONFERENCE	8-3	6-1	2-2	0-0

Score by Periods

Team	1st	2nd	3rd	4th	OT	TOT
Auburn	258	239	249	281	4	1031
Opponents	224	230	256	245	13	968

Team Box Score

No.	Player				Total		3-Point		F-Throw		Rebounds											
		GP-GS	MIN	AVG	FG-FGA	FG%	3FG-3FGA	3FG%	FT-FTA	FT%	OFF	DEF	TOT	AVG	PF	DQ	A	TO	BLK	STL	PTS	AVG
5	COULIBALY, Aicha	16-16	520:03	32.5	107-228	.469	7-28	.250	64-103	.621	49	81	130	8.1	54	2	25	58	11	32	285	17.8
23	SCOTT-GRAYSON, Honesty	16-16	517:29	32.3	71-196	.362	10-45	.222	49-69	.710	22	74	96	6.0	37	1	38	48	9	20	201	12.6
2	WELLS, Sania	15-15	472:13	31.5	51-152	.336	11-35	.314	49-53	.925	8	37	45	3.0	39	2	34	32	3	19	162	10.8
3	HUGHES, Annie	16-15	517:08	32.3	40-102	.392	15-45	.333	5-11	.455	15	35	50	3.1	9	0	28	12	0	18	100	6.3
14	JORDAN, Jala	16-1	231:01	14.4	40-94	.426	3-17	.176	14-23	.609	16	49	65	4.1	40	2	6	20	14	3	97	6.1
51	JOHNSON, Precious	3-2	53:09	17.7	4-8	.500	0-0	.000	4-6	.667	3	5	8	2.7	8	0	0	3	2	0	12	4.0
10	WHITE, Kiyae'	15-13	270:23	18.0	20-49	.408	0-0	.000	18-37	.486	35	29	64	4.3	39	2	5	14	5	8	58	3.9
15	MULLINS, Paris	5-0	44:29	8.9	5-10	.500	0-0	.000	6-9	.667	2	4	6	1.2	5	0	1	2	1	0	16	3.2
12	BOSTIC, Mar'shaun	15-1	210:11	14.0	12-33	.364	0-0	.000	9-13	.692	6	19	25	1.7	36	1	27	31	1	21	33	2.2
0	GRAVES, Amoura	14-0	152:11	10.9	10-29	.345	5-17	.294	3-4	.750	9	12	21	1.5	7	0	2	1	2	6	28	2.0
20	ONWUMELU, Adaora	8-0	31:05	3.9	2-9	.222	0-0	.000	7-8	.875	8	7	15	1.9	6	0	0	2	1	0	11	1.4
1	WIGGINS, Xaria	15-1	170:43	11.4	7-33	.212	2-13	.154	4-7	.571	8	16	24	1.6	14	0	8	11	3	2	20	1.3
4	DONAHUE, Riley	7-0	13:42	2.0	1-5	.200	1-2	.500	3-4	.750	0	3	3	0.4	1	0	0	1	0	1	6	0.9
24	MCFADDEN, Carsen	5-0	21:14	4.2	1-6	.167	0-1	.000	0-0	.000	0	4	4	0.8	5	0	1	3	0	0	2	0.4
Team											25	41	66					13				
Total		16	3225		371-954	.389	54-203	.266	235-347	.677	206	416	622	38.9	300	10	175	251	52	130	1031	64.4
Opponents		16	3225		350-919	.381	60-234	.256	208-296	.703	180	422	602	37.6	313	7	159	283	78	100	968	60.5

Team Statistics

	AUB	OPP
Scoring	1031	968
Points per game	64.4	60.5
Scoring margin	+3.9	-
Field goals-att	371-954	350-919
Field goal pct	.389	.381
3 point fg-att	54-203	60-234
3-point FG pct	.266	.256
3-pt FG made per game	3.4	3.8
Free throws-att	235-347	208-296
Free throw pct	.677	.703
F-Throws made per game	14.7	13.0
Rebounds	622	602
Rebounds per game	38.9	37.6
Rebounding margin	+1.3	-
Assists	175	159
Assists per game	10.9	9.9
Turnovers	251	283
Turnovers per game	15.7	17.7
Turnover margin	+2.0	-
Assist/turnover ratio	0.7	0.6
Steals	130	100
Steals per game	8.1	6.3
Blocks	52	78
Blocks per game	3.3	4.9
Winning streak	0	-
Home win streak	0	-
Attendance	15819	16576
Home games-Avg/Game	8-1977	8-2072
Neutral site-Avg/Game	-	0-0

Team Results

Date	Opponent		Score	Att.
11/11/2021	Ga. Southern	L	66-68	2122
11/14/2021	at Old Dominion	L	44-57	1776
11/16/2021	Alabama St.	W	74-45	1803
11/21/2021	at Georgia Tech	W	59-51	1769
11/24/2021	at Little Rock	L	49-57	656
11/26/2021	Charleston So.	W	91-42	2338
11/30/2021	North Florida	W	72-65	1723
12/05/2021	Oklahoma St.	W	77-66	1873
12/15/2021	at Belmont	W	71-62	2031
12/18/2021	Grambling	W	82-58	1804
12/20/2021	Kennesaw St.	W	66-54	1848
01/02/2022	at Alabama	L	53-56	2985
01/06/2022	at Missouri	Lot	63-72	2626
01/09/2022	LSU	L	48-76	2308
01/13/2022	at Florida	L	63-68	801
01/16/2022	at Texas A&M	L	53-71	3932



**2021-22 Auburn Women's Basketball
Combined Team Statistics
In Conference games**

Page 1/1
as of Jan 17, 2022

Game Records

Record	Overall	Home	Away	Neutral
ALL GAMES	0-5	0-1	0-4	0-0
CONFERENCE	0-5	0-1	0-4	0-0
NON-CONFERENCE	0-0	0-0	0-0	0-0

Score by Periods

Team	1st	2nd	3rd	4th	OT	TOT
Auburn	63	59	80	74	4	280
Opponents	95	86	81	68	13	343

Team Box Score

No.	Player	Total			3-Point		F-Throw		Rebounds				Other									
		GP-GS	MIN	AVG	FG-FGA	FG%	3FG-3FGA	3FG%	FT-FTA	FT%	OFF	DEF	TOT	AVG	PF	DQ	A	TO	BLK	STL	PTS	AVG
5	COULIBALY, Aicha	5-5	163:12	32.6	30-73	.411	3-11	.273	21-34	.618	19	24	43	8.6	20	1	8	16	3	2	84	16.8
23	SCOTT-GRAYSON, Honesty	5-5	182:48	36.6	23-72	.319	1-14	.071	15-23	.652	5	18	23	4.6	13	1	9	15	6	3	62	12.4
2	WELLS, Sania	5-5	172:57	34.6	20-59	.339	3-11	.273	12-13	.923	1	14	15	3.0	13	0	8	11	1	5	55	11.0
3	HUGHES, Annie	5-5	134:28	26.9	12-33	.364	2-12	.167	0-1	.000	3	8	11	2.2	1	0	3	1	0	4	26	5.2
51	JOHNSON, Precious	3-2	53:09	17.7	4-8	.500	0-0	.000	4-6	.667	3	5	8	2.7	8	0	0	3	2	0	12	4.0
12	BOSTIC, Mar'shaun	5-0	68:02	13.6	4-9	.444	0-0	.000	3-4	.750	1	6	7	1.4	14	0	8	6	0	8	11	2.2
10	WHITE, Kiyae'	4-2	82:50	20.7	2-15	.133	0-0	.000	4-8	.500	9	11	20	5.0	11	1	0	5	1	2	8	2.0
14	JORDAN, Jala	5-1	57:27	11.5	5-24	.208	0-9	.000	0-0	.000	3	9	12	2.4	7	0	0	3	3	1	10	2.0
0	GRAVES, Amoura	4-0	63:07	15.8	3-7	.429	1-3	.333	0-0	.000	4	5	9	2.3	1	0	1	0	1	1	7	1.8
4	DONAHUE, Riley	3-0	02:47	0.9	0-4	.000	0-1	.000	2-2	1.000	0	1	1	0.3	1	0	0	0	0	0	2	0.7
20	ONWUMELU, Adaora	3-0	07:18	2.4	0-0	.000	0-0	.000	2-2	1.000	1	2	3	1.0	1	0	0	0	0	0	2	0.7
1	WIGGINS, Xaria	5-0	33:44	6.7	0-4	.000	0-1	.000	1-2	.500	0	3	3	0.6	4	0	0	4	0	0	1	0.2
24	MCFADDEN, Carsen	2-0	03:11	1.6	0-0	.000	0-0	.000	0-0	.000	0	1	1	0.5	0	0	0	0	0	0	0	0.0
Team											14	10	24				3					
Total		5	1025		103-308	.334	10-62	.161	64-95	.674	63	117	180	36.0	94	3	37	67	17	26	280	56.0
Opponents		5	1025		124-294	.422	19-64	.297	76-99	.768	60	153	213	42.6	91	2	58	79	30	27	343	68.6

Team Statistics

	AUB	OPP
Scoring	280	343
Points per game	56.0	68.6
Scoring margin	-12.6	-
Field goals-att	103-308	124-294
Field goal pct	.334	.422
3 point fg-att	10-62	19-64
3-point FG pct	.161	.297
3-pt FG made per game	2.0	3.8
Free throws-att	64-95	76-99
Free throw pct	.674	.768
F-Throws made per game	12.8	15.2
Rebounds	180	213
Rebounds per game	36.0	42.6
Rebounding margin	-6.6	-
Assists	37	58
Assists per game	7.4	11.6
Turnovers	67	79
Turnovers per game	13.4	15.8
Turnover margin	+2.4	-
Assist/turnover ratio	0.6	0.7
Steals	26	27
Steals per game	5.2	5.4
Blocks	17	30
Blocks per game	3.4	6.0
Winning streak	0	-
Home win streak	0	-
Attendance	2308	10344
Home games-Avg/Game	1-2308	4-2586
Neutral site-Avg/Game	-	0-0

Team Results

Date	Opponent	Score	Att.
01/02/2022	at Alabama	L 53-56	2985
01/06/2022	at Missouri	Lot 63-72	2626
01/09/2022	LSU	L 48-76	2308
01/13/2022	at Florida	L 63-68	801
01/16/2022	at Texas A&M	L 53-71	3932



Amoura Graves
Freshman • G/F • 6-0
Ponchatoula, La.
Ponchatoula HS



Xaria Wiggins
Senior • G • 6-1
Virginia Beach, Va.
Mississippi State



Sania Wells
Junior • G • 5-7
Moss Point, Miss.
East Central HS



Annie Hughes
Junior • G • 5-9
Dutton, Ala.
Pisgah HS



Riley Donahue
Sophomore • G • 5-10
Atlanta, Ga.
Marist School



Aicha Coulibaly
Sophomore • G/F • 6-0
Mali
IMG Academy (Fla.)



Kiyae' White
RS Senior • F • 6-2
Macungie, Pa.
Emmaus HS



Romi Levy
Sophomore • F • 6-2
Herzliya, Israel
Hof Hasharon HS



Mar'shaun Bostic
Freshman • G • 5-8
Florissant, Mo.
Vashon HS



Jala Jordan
RS Junior • F • 6-2
Philadelphia, Pa.
West Virginia



Adaora Onwumelu
RS Sophomore • F • 6-2
Douglasville, Ga.
Iona



Honesty Scott-Grayson
RS Junior • G • 5-9
Brick, N.J.
Baylor



Carsen McFadden
Sophomore • G • 5-7
Lucas, Texas
Lovejoy HS



Precious Johnson
Sophomore • C • 6-5
Baytown, Texas
Texas



Johnnie Harris
Head Coach
Pine Bluff, Ark.
First Season



Bob Starkey
Associate Head Coach
Charleston, W.Va.
First Season



Damitria Buchanan
Assistant Coach
Houston, Texas
First Season



Ketara Chapel
Assistant Coach
Temple, Texas
First Season