



# 2021 AUBURN BASEBALL

AUBURN ATHLETICS COMMUNICATIONS: 392 SOUTH DONAHUE DRIVE || AUBURN, AL 36849 || AUBURNTIGERS.COM || @AUBURN\_BASEBALL

## 2021 SCHEDULE

Day	Date	Opponent	Time/Result
FRI	FEB. 19	PRESBYTERIAN	W, 14-3
SAT	FEB. 20	PRESBYTERIAN	W, 6-1
SUN	FEB. 21	PRESBYTERIAN	W, 2-1 (10)
TUE	FEB. 23	ALABAMA A&M	W, 18-2 (7)
WED	FEB. 24	ALABAMA A&M	W, 33-0
Fri	Feb. 26	vs. #25 Oklahoma	L, 3-4 (10)
Sat	Feb. 27	vs. Baylor	L, 6-12
Sun	Feb. 28	vs. Texas A&M	W, 6-1
TUE	MAR. 2	JACKSONVILLE STATE	PPD
FRI	MAR. 5	#18 BOSTON COLLEGE	L, 2-8
SAT	MAR. 6	#18 BOSTON COLLEGE	W, 16-1
SUN	MAR. 7	#18 BOSTON COLLEGE	L, 9-11 (10)
Tue	Mar. 9	at UAB	W, 6-5
FRI	MAR. 12	LITTLE ROCK	W, 7-0
SAT	MAR. 13	LITTLE ROCK	W, 6-0
SUN	MAR. 14	LITTLE ROCK	L, 6-12
Tue	Mar. 16	at Lipscomb	W, 9-7
Fri	Mar. 19	at #4 Ole Miss*	L, 0-1
Sat	Mar. 20	at #4 Ole Miss*	L, 5-6
Sun	Mar. 21	at #4 Ole Miss*	L, 11-19
Tue	Mar. 23	vs. South Alabama	PPD
FRI	MAR. 26	KENTUCKY*	L, 6-8 (10)
SAT	MAR. 27	KENTUCKY* (DH)	L, 6-7
SAT	MAR. 27	KENTUCKY* (DH)	L, 4-6
Thu	Apr. 1	at #1 Arkansas*	W, 2-1
Fri	Apr. 2	at #1 Arkansas*	L, 5-6
Sat	Apr. 3	at #1 Arkansas*	L, 5-6 (10)
TUE	APR. 6	KENNESAW STATE	PPD
FRI	APR. 9	#4 MISSISSIPPI STATE*	L, 5-6
SAT	APR. 10	#4 MISSISSIPPI STATE*	L, 2-7
SUN	APR. 11	#4 MISSISSIPPI STATE*	L, 10-19
Tue	Apr. 13	at #20 Georgia Tech	W, 7-3
Thu	Apr. 15	at Alabama*	L, 7-8 (10)
Fri	Apr. 16	at Alabama*	W, 5-4
Sat	Apr. 17	at Alabama*	L, 9-10
TUE	APR. 20	SAMFORD	W, 6-4
WED	APR. 21	JACKSONVILLE STATE	W, 8-7 (10)
FRI	APR. 23	#10 FLORIDA*	L, 2-4
SUN	APR. 25	#10 FLORIDA* (DH)	W, 10-8 (7)
SUN	APR. 25	#10 FLORIDA* (DH)	L, 4-6 (7)
Thu	Apr. 29	at #20 Georgia*	L, 0-4
Fri	Apr. 30	at #20 Georgia*	W, 10-6 (14)
Sat	May 1	at #20 Georgia*	W, 9-7
TUE	MAY 4	UAB	PPD
THU	MAY 6	LSU*	L, 3-8
FRI	MAY 7	LSU*	L, 6-9
SAT	MAY 8	LSU*	W, 2-1
Wed	May 12	at Samford	L, 1-6
FRI	MAY 14	TEXAS A&M*	W, 5-4
SAT	MAY 15	TEXAS A&M*	L, 9-11
SUN	MAY 16	TEXAS A&M*	W, 8-5
TUE	MAY 18	NORTH ALABAMA	W, 14-6
Thu	May 20	at Missouri*	6:30 pm
Fri	May 21	at Missouri*	6:30 pm
Sat	May 22	at Missouri*	2 pm

### POSTSEASON

May 25-30	SEC Tournament	TBA
June 4-7	NCAA Regionals	TBA
June 11-14	NCAA Super Regionals	TBA
June 19-30	NCAA College World Series	TBA

Home games in **BOLD CAPS**

All home games at Plainsman Park | All times central



## GAMES 49-51

## COLUMBIA, MO. (Taylor Stadium at Simmons Field)



### AUBURN TIGERS (23-25, 8-19 SEC)

Head Coach: Butch Thompson (Birmingham-Southern, 1992)

Career Record: 216-161 (7th season) | Record at Auburn: 177-140 (6th season)

at



### MISSOURI TIGERS (14-34, 7-20 SEC)

Head Coach: Steve Biesner (Southeast Missouri, 1989)

Career Record: 267-203-1 (9th season) | Record at Mizzou: 129-104-1 (5th season)

### >> QUICK HITTERS

- Auburn is coming off back-to-back wins and has won four of the last six games.
- The Tigers will clinch the No. 12 seed in the SEC Tournament with a series sweep or a series win as long as Texas A&M doesn't sweep LSU at home.
- Auburn has homered in seven of the last eight games, totaling 19 homers during the span.
- The Tigers rank second in the SEC and fifth in the country with 81 home runs.
- The 81 home runs are the fifth most in a season in program history and the most since 2010.
- Tyler Miller reclaimed the SEC RBI lead with his 17th multi-RBI game Tuesday. His 58 RBI are fourth in the country and the second most by an Auburn player since 2010.
- Auburn's bullpen is 3-1 with a 2.82 ERA and 28 strikeouts in 22.1 IP in the last four games.
- This weekend marks Auburn first road trip since winning two of three at Georgia (4/29-5/1).
- Auburn is 4-8 in conference road games this season but is 3-3 in the last six road contests.
- This weekend is Auburn's third trip to Columbia, Missouri, including its first since 2016.

## PITCHING MATCHUP

AUBURN		MISSOURI	
THU   SR LHP <b>Jack Owen</b>	(1-4, 5.62)	vs. JR RHP <b>Jacob Kush</b>	(2-2, 4.68)
FRI   JR RHP <b>Richard Fitts</b>	(0-3, 7.29)	vs. R-SO RHP <b>Seth Halvorsen</b>	(4-2, 6.47)
SAT   TBA		vs. TBA	

## GAME INFO

**Date:** Thursday-Saturday, May 20-22, 2021  
**Game Time:** 6:30 p.m. / 6:30 p.m. / 2 p.m.  
**Site:** Columbia, Mo. / Taylor Stadium (3,031)  
**TV:** SEC Network+  
**Talent:** Radio passthrough  
**Radio:** 93.9/95.9 FM | AuburnTigers.com | TuneIn  
**Talent:** Andy Burcham, Brad Law  
**Live Stats:** StatBroadcast.com  
**Twitter Updates:** @AuburnBaseball  
**Postgame Recap:** AuburnTigers.com  
**Series History:** Auburn trails, 5-12  
**Auburn:** Auburn trails, 3-7  
**Columbia:** Auburn trails, 2-4  
**Neutral:** Auburn trails, 0-1  
**Last Meeting:** Missouri 5, Auburn 0 (4/1/18)  
**Streak:** L2

## AUBURN

23-25, 8-19 SEC

### Team Leaders

Batting Average:	JR IF <b>Ryan Bliss</b> (.358)
Runs:	JR IF <b>Ryan Bliss</b> (46)
2B:	JR IF <b>Ryan Bliss</b> (12)
HR:	JR IF <b>Tyler Miller</b> (16)
RBI:	JR IF <b>Tyler Miller</b> (58)
Stolen Bases:	JR OF <b>Kason Howell</b> (8-12)

## MISSOURI

14-34, 7-20 SEC

### Team Leaders

Batting Average:	SR IF <b>Andrew Keefer</b> (.307)
Runs:	SO IF <b>Torin Montgomery</b> (27)
2B:	R-SR IF <b>Brandt Belk</b> (13)
HR:	R-SO IF <b>Luke Mann</b> (6)
RBI:	SO IF <b>Torin Montgomery</b> (28)
Stolen Bases:	JR IF <b>Joshua Day</b> (7-11)

## POTENTIAL STARTING LINEUP

Pos.	#	Player	AVG	AB	R	H	2B	3B	HR	RBI	SB-SBA	BB
C	17	Ryan Dyal	.185	65	16	12	2	0	3	7	1-1	20
1B	10	Tyler Miller	.328	192	36	63	8	1	16	58	3-4	15
2B	19	Brody Moore	.307	176	24	54	11	0	2	32	1-4	12
3B	4	Rankin Woley	.311	180	35	56	11	0	9	27	1-1	22
SS	9	Ryan Bliss	.358	193	46	69	12	1	13	36	5-10	23
LF	1	Judd Ward	.214	145	28	31	5	2	4	17	0-1	18
CF	5	Kason Howell	.256	160	26	41	11	0	6	25	8-12	26
RF	41	Steven Williams	.253	170	38	43	9	1	13	36	2-3	28
DH	16	Cam Hill	.273	99	14	27	5	1	5	22	0-0	15

## AUBURN'S RECORD WHEN...

	2021	Under Thompson
Overall	23-25	177-140
SEC	8-19	61-85
Non-Conference	15-6	104-45
Postseason	0-0	15-13
Home	15-14	121-63
Away	7-9	40-60
Neutral	1-2	14-15
Current streak	W2	W2
Last 5 games	3-2	3-2
Last 10 games	6-4	6-4

### Situational:

AU scores first	20-8	121-46
Opp. scores first	3-17	56-94
AU scores 4+ runs	20-17	161-61
AU scores 3 runs or less	3-8	16-79
AU leads after 7 innings	17-4	143-14
8 innings	18-3	163-12
AU trails after 7 innings	1-13	12-101
8 innings	0-17	4-110
Game tied after 7 innings	3-7	18-22
8 innings	3-4	5-13
Extra Innings	3-5	9-15
1-run games	7-8	36-38
2-run games	4-6	21-14
3-run games	1-1	19-17
Games decided by 5+ runs	9-8	83-43
vs. LH Starter	7-11	55-45
vs. RH Starter	16-14	123-94
More hits than opponent	18-5	132-25
Fewer hits than opponent	4-18	29-105
Hits are tied	1-2	14-11
AU has 10+ hits	12-14	107-55
Opp. has 10+ hits	4-18	42-88
Hit a home run	17-19	115-56
Opp. hits a home run	14-18	74-88
AU quality start	5-2	59-20
Opp. quality start	5-7	24-54
AU commits no errors	9-6	76-35
Opp. commits no error	6-13	45-71

### By Day:

Sunday	4-5	28-26
Monday	0-0	1-2
Tuesday	6-0	37-15
Wednesday	2-1	14-6
Thursday	1-3	6-14
Friday	5-8	43-32
Saturday	5-8	45-43
Day Games (first pitch before 6 p.m.)	14-14	106-74
Night Games (first pitch after 6 p.m.)	9-11	71-66
Doubleheaders	1-3	21-13

### By Month:

February	6-2	41-12
March	5-9	61-35
April	7-10	38-46
May	5-4	26-39
June	0-0	10-7

### By Jersey:

White	2-5	50-30
Blue	8-7	33-28
Orange	4-6	38-29
Gray	3-4	19-34
Pinstripes	6-3	27-17
Cream Throwback	0-0	8-2

## UNIVERSITY INFORMATION

Location	Auburn, Ala.
Enrollment	30,440
Founded	October 1, 1856
Nickname	Tigers
Colors	Burnt Orange and Navy Blue
President	Dr. Jay Gogue
Athletics Director	Allen Greene
Conference	Southeastern (SEC West)
Stadium / Capacity	Samford Stadium-Hitchcock Field at Plainsman Park / 4,096
Ticket Office Phone	855-282-2010

## BASEBALL COACHING / SUPPORT STAFF

Head Coach	Butch Thompson (Birmingham-Southern, 1992)
Record at Auburn / Seasons	177-140 (.558) / 6th
Career Coaching Record / Seasons	216-161 (.573) / 7th
Assistant Coach	Karl Nonemaker (Vanderbilt, 2002)
Assistant Coach	Gabe Gross (Auburn, 2012)
Volunteer Assistant	Tim Hudson (Auburn)
Student Assistant	Dan Gamache (Auburn)
Director of Operations	Greg Drye (Southern Miss, 1998)
Player Development & Data Analyst	Blake Logan (Auburn, 2017)
Athletic Trainer	Anthony Sandersen (South Dakota State, 2004)
Strength & Conditioning	Chris Joyner (Minnesota State - Mankato, 2001)

## PROGRAM HISTORY

Modern Era Program Record (since 1949)	1,986-1,373-4 (.592)
College World Series Appearances / Last	5 / 2019
College World Series Record	3-10 (.231)
NCAA Regional Appearances/ Last	22 / 2019
NCAA Regional Record	51-45 (.531)
NCAA Super Regional Appearances / Last	3 / 2019
NCAA Super Regional Record	3-5 (.375)
Last Postseason Opponent	Louisville / 2019 College World Series
Result	Lost, 5-3

## POSTSEASON HISTORY

College World Series Appearances: 5 (1967, 1976, 1994, 1997, 2019)

Super Regional Appearances: 3 (1999, 2018, 2019)

NCAA Regional Appearances: 22 (1963, 1967, 1976, 1978, 1987, 1989, 1993-95, 1997-2003, 2005, 2010, 2015, 2017, 2018, 2019)

NCAA Regional Titles: 7 (1967, 1976, 1994, 1997, 1999, 2018, 2019)

## MEDIA RELATIONS

**Baseball Contact:** George Nunnelley, Asst. Director - Athletics Comm.  
**Cell:** 502-609-9982  
**Email:** gnunnelley@auburn.edu  
**Twitter:** @gnunnelley  
**Associate AD:** Kirk Sampson

## 2021 AUBURN BASEBALL ROSTER

No.	Name	Pos.	Cl.	B/T	Ht.	Wt.	Exp.	Hometown (Previous School)
1	Judd Ward	OF	Sr.	L/R	6-1	195	3L	Russellville, Ala. (Russellville)
2	Josh Hall	OF	R-So	L/R	5-9	185	TR	Homewood, Ala. (Ole Miss)
3	Brayton Brown	OF	So.	R/R	5-9	190	1L	Selma, Ala. (Morgan Academy)
4	Rankin Woley	IF	Gr.	R/R	6-0	210	2L	Atlanta, Ga. (Chattahoochee Valley)
5	Kason Howell	OF	Jr.	R/R	6-0	185	2L	Argyle, Texas (Liberty Christian)
6	Bobby Peirce	OF	R-So.	R/R	6-2	195	JC	Scottsdale, Ariz. (South Mountain)
7	Cole Foster	IF	Fr.	S/R	6-1	190	HS	Plano, Texas (Plano Senior)
8	Bryson Ware	IF	So.	R/R	6-2	195	JC	Madison, Miss. (Pearl River)
9	Ryan Bliss	IF	Jr.	R/R	5-9	165	2L	LaGrange, Ga. (Troup)
10	Tyler Miller	IF/OF	Jr.	L/R	6-2	193	1L	Spanish Fort, Ala. (East Mississippi)
11	Kade Snell	LHP	Fr.	L/L	6-1	225	HS	Dothan, Ala. (Wicksburg)
13	Ben Schorr	C	Fr.	R/R	6-1	205	HS	Columbus, Ga. (Columbus)
14	Brooks Fuller	LHP	Jr.	L/L	6-2	215	2L	Auburn Ala. (Auburn)
16	Cam Hill	DH/LHP	Fr.	L/L	6-3	210	HS	Madison, Ala. (Bob Jones)
17	Ryan Dyal	C	R-Fr.	L/R	6-0	190	HS	Senoia, Ga. (East Coweta)
18	Mason Barnett	RHP	So.	R/R	6-1	205	1L	Cartersville, Ga. (Cartersville)
19	Brody Moore	IF/UTL	Jr.	R/R	6-0	185	2L	Oneonta, Ala. (Oneonta)
20	Cody Greenhill	RHP	Sr.	R/R	6-4	216	3L	Russellville, Ala. (Russellville)
21	Trace Bright	RHP	So.	R/R	6-4	185	1L	Montgomery, Ala. (Trinity Presbyterian)
22	Garrett Wade	LHP	Jr.	L/L	6-2	205	2L	Hartselle, Ala. (Hartselle)
23	Peyton Glavine	LHP	R-Jr.	R/L	5-11	176	2L	Alpharetta, Ga. (Blessed Trinity)
24	Peyton Sybrandt	C	Fr.	L/R	6-3	210	HS	Baton Rouge, La. (Episcopal School)
26	Hayden Mullins	LHP	So.	L/L	6-0	185	1L	Gallatin, Tenn. (Hendersonville)
28	Nate LaRue	C	So.	R/R	6-3	210	1L	Mobile, Ala. (McGill-Toolen)
29	Carson Skipper	LHP	Jr.	L/L	6-3	210	2L	Trussville, Ala. (Hewitt-Trussville)
32	Carson Swilling	RHP	Fr.	R/R	6-1	185	HS	Smiths Station, Ala. (Smiths Station)
33	Will Morrison	RHP	R-So.	R/R	6-2	190	1L	Cullman, Ala. (Cullman)
34	John Samuel Shenker	IF	R-Jr.	R/R	6-3	250	1L	Albany, Ga. (Colquitt County)
36	Jack Sokol	RHP	Fr.	R/R	6-4	192	HS	New Albany, Ohio (New Albany)
40	Blake Burkhalter	RHP	So.	R/R	6-0	185	1L	Dothan, Ala. (Northview)
41	Steven Williams	OF	Sr.	L/R	6-3	216	3L	Albany, Ga. (Deerfield-Windsor)
43	Richard Fitts	RHP	Jr.	R/R	6-3	215	2L	Helena, Ala. (Helena)
44	Jack Owen	LHP	Sr.	L/L	6-2	204	3L	Aliso Viejo, Calif. (JSerra)
45	Joseph Gonzalez	RHP	Fr.	R/R	6-4	215	HS	Humacao, P.R. (Leadership Christian Academy)
47	Garrett Farquhar	IF	Sr.	R/R	5-11	185	1L	Hoover, Ala. (Shelton State)

### COACHES & STAFF

30	Butch Thompson	Head Coach	Sixth Year
35	Karl Nonemaker	Assistant Coach	Fourth Year
39	Gabe Gross	Assistant Coach	Fourth Year
15	Tim Hudson	Volunteer Assistant Coach	Second Year
	Dan Gamache	Student Assistant Coach	Second Year
	Greg Drye	Director of Operations	Sixth Year
	Anthony Sandersen	Athletic Trainer	Fourth Year
	Blake Logan	Player Development & Data Analyst	Second Year
	Chris Joyner	Strength & Conditioning	Third Year

### PRONUNCIATION GUIDE

Ryan DYAL.....DIAL  
 Garrett FARQUHAR ..... FAR-kwar  
 KASON Howell..... KAY-son  
 Ben SCHORR.....SHORE  
 John Samuel SHENKER .....SHANK-er  
 Jack SOKOL .....SOAK-ull  
 Peyton SYBRANDT .....SIGH-brandt  
 Rankin WOLEY .....WOE-lee

**30 BUTCH THOMPSON HEAD COACH**

**THE AUBURN SKIPPER**

- Eight College World Series appearances / 17 postseason appearances
- 2013 National Runner-up (Mississippi State)
- 2001 National Champion (Birmingham-Southern)
- 2014 Baseball America/ABCA National Assistant Coach of the Year
- 2006 FCA Coach of the Year
- Coached 16 pitchers who went on to pitch in the Major Leagues
- Recruited and coached 32 pitchers who were drafted out of college that weren't drafted out of high school

**Butch Thompson enters his sixth season at the helm of the program in 2021, posting a record of 154-115 in his first five seasons. He led the program to the first College World Series appearance in 22 years in 2019 and has taken the Tigers to three straight regionals for the first time since 2001-03.**

Butch Thompson was named Auburn's head baseball coach on October 22, 2015 and enters his sixth season with the Tigers in 2021.

Thompson, who spent three seasons as an assistant coach and recruiting coordinator at Auburn from 2006-08, returned to The Plains after seven seasons at Mississippi State as both associate head coach and pitching coach.

A native of Amory, Miss., Thompson has coached 30 Division I All-Americans and 39 all-conference performers. He has seen 16 of his former pitchers make their Major League Baseball debuts, including 10 since 2014. Thompson has also turned 32 pitchers who went undrafted out of high school into MLB draft picks.

Thompson had three pitchers drafted in the first 11 rounds in 2014 and five pitchers drafted, including three in the top 10 rounds, in 2013. He added a first-round selection in the 2016 draft, a third-round pick in Keegan Thompson in 2017 and the first No. 1 overall pick in program history in Casey Mize in 2018. With Tanner Burns also going as a supplemental first round pick in 2020, Auburn became one of four programs with a pair of pitchers drafted in the first round in the last three years.

Along with his pitching pedigree, Thompson is also considered one of the top recruiters in the country. Since 2003, he has secured 13 recruiting classes that were ranked in the top 10 by either Baseball America or Perfect Game, including the No. 5 signing class in 2017 and a program record No. 4 class in 2018. His classes signed from 2006-08 at Auburn each ranked in the top 18 nationally, including the No. 5 class in 2008, which included All-American and SEC Player of the Year Hunter Morris.

In 28 years of coaching at the collegiate level, including 19 in the Southeastern Conference, Thompson has coached eight College World Series participants, including leading the Tigers to the program's first trip to the College World Series in 22 years in 2019. Thompson has also coached one national champion and a national runner-up, won nine conference championships and made 17 postseason appearances. He has also served as an assistant under three National Coach of the Year recipients.

Thompson was named the 2006 Fellowship of Christian Athletes SEC Coach of the Year while at Auburn and the 2014 Baseball America and American Baseball Coaches Association (ABCA) National Assistant Coach of the Year while at Mississippi State.

Thompson has returned the Tigers to prominence in five seasons on The Plains as he has guided the team to a 154-115 overall record and three straight NCAA Tournament appearances for the first time since 2001-03, including back-to-back super regionals for the first time in program history. After advancing to the College World Series in 2019 and a winner-take-all game three in the Gainesville Super Regional in 2018, the Tigers have finished each of the last two full seasons ranked as high as No. 8 and No. 9, respectively. It marked the third time in program history the team has finished back-to-back seasons in the top 10.

Entering the 2019 postseason as the No. 2 seed in the Atlanta Regional, Auburn became the only program to sweep a regional on the road in each of the last two seasons before also becoming the first team to defeat North Carolina in a Chapel Hill Super Regional in 2019, punching its ticket to Omaha for the first time since 1997.

In seven seasons at MSU, Thompson made four NCAA regional trips, two Super Regionals, won the SEC Tournament and advanced to the College World Series finishing as NCAA runner-up in 2013. In three of his last four seasons in Starkville, the Bulldogs' staff ERA finished no higher than 3.06. Thompson's 2013 pitching staff was one of two nationally to finish in the top 15 in ERA, strikeouts per nine



innings and hits allowed per nine innings.

In addition to his experience at Auburn and Mississippi State, Thompson also spent four seasons at Georgia from 2002-05, including a trip to the College World Series in 2004. While there, he guided the development of future Major Leaguers Josh Fields, Mitchell Boggs and Brooks Brown.

Thompson launched his coaching career as pitching coach and top assistant at Huntingdon College (Ala.) in 1993, before returning to his alma mater in Birmingham, where he helped lead the Panthers to back-to-back Southern States Conference Championships and in 1995 coached BSC to its first NAIA World Series berth.

Thompson left BSC briefly to serve as head coach at Jefferson State Community College in Birmingham in 1997. While at JSCC, he was honored as the Regional Tournament Coach of the Year, the ABCA Alabama Junior College Coach of the Year and the Southeast Region Coach of the Year after guiding JSCC to a 39-21 mark, the AJCAA Region 22 State Championship and a third-place finish in the NJCAA Division II World Series.

He returned to Birmingham-Southern as top assistant the following season, beginning a four-year run during the most successful span in BSC baseball history. The Panthers won 196 games and four TranSouth Conference Championships and made three-consecutive appearances in the NAIA World Series. BSC's 2001 team posted a school-best 55-11 mark and captured the NAIA National Championship.

In 2002, Thompson joined the SEC baseball coaching fraternity as a pitching coach and recruiting coordinator at Georgia and has been a part of the league for the past 17 seasons.

Thompson currently serves as the large-school representative for the Alabama Baseball Coaches Association and is an All-American committee member representing the South region for the ABCA.

Thompson prepped at Amory (Miss.) High School and later starred as a pitcher at Itawamba (Miss.) Community College from 1989-90. On Oct. 25, 2014, Thompson was inducted into the ICC Athletic Hall of Fame.

He earned a Bachelor's Degree in History at BSC in 1992 and completed a Master's Degree in Sports Administration at UAB in 1996. He is married to the former Robin Ashe of Birmingham, Ala., and they are the parents of three daughters --- Anna, Olivia and Madelyn Gail.

**NATIONAL POLLS**

**NEWS & NOTES**

**BASEBALL AMERICA**

May 17

1. Arkansas\*
2. Vanderbilt
3. Notre Dame
4. Texas
5. Tennessee
6. Mississippi State\*
7. Texas Tech
8. Florida\*
9. Arizona
10. East Carolina
11. Ole Miss\*
12. Florida State
13. Oregon
14. TCU
15. Louisiana Tech
16. Charlotte
17. Stanford
18. UC Irvine
19. Louisville
20. Old Dominion
21. South Carolina
22. Southern Miss
23. Michigan
24. N.C. State
25. Gonzaga

**D1 BASEBALL**

May 17

1. Arkansas\*
2. Texas
3. Vanderbilt
4. Tennessee
5. Texas Tech
6. Oregon
7. Arizona
8. Notre Dame
9. Florida\*
10. Mississippi State\*
11. East Carolina
12. TCU
13. Ole Miss\*
14. Louisiana Tech
15. Stanford
16. Florida State
17. Gonzaga
18. UCLA
19. Southern Miss
20. UC Irvine
21. South Carolina
22. Charlotte
23. N.C. State
24. Michigan
25. Arizona State

**USA TODAY**

May 17

1. Arkansas\*
2. Vanderbilt
3. Texas
4. Tennessee
5. Texas Tech
6. Mississippi State\*
7. Oregon
8. Florida\*
9. Notre Dame
10. Arizona
11. East Carolina
12. Ole Miss\*
13. TCU
14. Louisiana Tech
15. Stanford
16. Florida State
17. Southern Miss
18. South Carolina
19. Charlotte
20. Gonzaga
21. UCLA
22. UC Irvine
23. Louisville
24. N.C. State
25. Old Dominion

**NCBWA**

May 17

1. Arkansas\*
2. Texas
3. Vanderbilt
4. Texas Tech
5. Tennessee
6. Mississippi State\*
7. Oregon
8. Arizona
9. Notre Dame
10. East Carolina
11. TCU
12. Florida\*
13. Ole Miss\*
14. Stanford
15. Louisiana Tech
16. Florida State
17. UCLA
18. South Carolina
19. Charlotte
20. Gonzaga
21. Southern Miss
22. UC Irvine
23. Louisville
24. Old Dominion
25. Arizona State

**PERFECT GAME**

May 17

1. Arkansas\*
2. Texas
3. Vanderbilt
4. Mississippi State\*
5. Notre Dame
6. Tennessee
7. Florida\*
8. Texas Tech
9. Florida State
10. East Carolina
11. Arizona
12. TCU
13. Oregon
14. Stanford
15. Ole Miss\*
16. UC Irvine
17. Liberty
18. South Carolina
19. Gonzaga
20. Louisville
21. Charlotte
22. UCLA
23. Old Dominion
24. Arizona State
25. Indiana

**COLLEGIATE BASEBALL**

May 17

1. Arkansas\*
2. Vanderbilt
3. Mississippi State\*
4. Texas
5. TCU
6. Tennessee
7. Florida\*
8. Arizona
9. Oregon
10. Texas Tech
11. East Carolina
12. Ole Miss\*
13. Notre Dame
14. Stanford
15. South Carolina
16. UCLA
17. UC Irvine
18. Louisville
19. Gonzaga
20. Louisiana Tech
21. Oklahoma State
22. Arizona State
23. Michigan
24. Charlotte
25. N.C. State

**AUBURN IN THE POLLS**

**BA D1 CB NC PG USA**

- Pre. NR 23 NR 25 17 NR  
 2/22 NR 21 NR 22 17 N/A  
 3/1 NR NR NR NR 22 25  
 3/8 NR NR NR NR NR NR  
 3/15 NR NR NR NR NR NR  
 3/22 NR NR NR NR NR NR  
 3/29 NR NR NR NR NR NR

**BA D1 CB NC PG USA**

- 4/5 NR NR NR NR NR NR  
 4/12 NR NR NR NR NR NR  
 4/19 NR NR NR NR NR NR  
 4/26 NR NR NR NR NR NR  
 5/3 NR NR NR NR NR NR  
 5/10 NR NR NR NR NR NR  
 5/17 NR NR NR NR NR NR

**THE ROAD TO HOOVER**

- Auburn enters the last weekend of the regular season tied with Texas A&M (8-19) and a game ahead of Missouri (7-20) in the SEC standings.
- The Tigers hold the tiebreaker against Texas A&M after beating the Aggies in two of three games last weekend.
- Auburn will clinch the No. 12 seed in the SEC Tournament with a series sweep. The team will also advanced to the tournament with a series win at Missouri, as long as Texas A&M doesn't sweep its home series vs. LSU.

**SENDING OUR SENIORS OFF**

- Tuesday's game against North Alabama marked the final home game in the careers of six seniors who were honored prior to last Saturday's game - Judd Ward, Rankin Woley, Cody Greenhill, Peyton Glavine, Steven Williams and Jack Owen.
- The Tigers' senior class has accounted for 117 wins during its time on The Plains.
- The class has helped lead Auburn to back-to-back super regionals for the first time in program history and to its first College World Series in 22 years.

**CLOSE, BUT NO CIGAR**

- Twelve of Auburn's 27 SEC games have been decided by one run and seven more have been decided by two runs.
- The Tigers are 4-8 in one-run games and 6-13 in games decided by two runs or less in league play.

**DOUBLE PLAY DUO**

- Led by shortstop Ryan Bliss and second baseman Brody Moore up the middle, Auburn ranks first in the SEC and second in the country in double plays this season (50).
- The Tigers matched the program record by turning four double plays at Arkansas on Apr. 3.

**INFIELD OF DREAMS**

- Auburn infielders Tyler Miller (1B), Brody Moore (2B), Rankin Woley (3B) and Ryan Bliss (SS) have anchored the Auburn infield in 40 of the last 43 games.
- The quartet has not only led Auburn to a .976 fielding percentage, but also registers as the team's top four hitters, combining for a .327 average (242-for-741).
- Miller, Moore, Woley and Bliss have accounted for more than half of the team's hits (242) to go along with 141 runs, 42 doubles, 40 home runs and 153 RBI.

**ONE-TWO PUNCH**

- Ryan Bliss and Tyler Miller are the top two hitters on the team and have hit first and second in the lineup in the last 18 games dating back to Apr. 17.
- Bliss leads the SEC with 25 multi-hit games this season and Miller leads the league with 17 multi-RBI performances.

**DIGGING THE LONG BALL**

- Auburn's 81 homers this season rank second in the SEC, fifth in the country and fifth in program history, trailing 2010 (131), 2009 (103), 1998 (87) and 1997 (85).
- The Tigers homered six times in the middle game against Texas A&M last weekend, tying a six-home-run game vs. Northeastern for the most homers in a game since setting the record with seven home runs vs. MSU in 2010.

- Tyler Miller (16), Ryan Bliss (13) and Steven Williams (13) have hit a combined 42 home runs and are the first trio of Auburn players with 13 or more homers in a season since 2010. They're just the fourth trio all time to accomplish the feat.

#### BACK-TO-BACK-TO-BACK JACKS

- Ryan Bliss, Tyler Miller and Rankin Woley hit back-to-back-to-back home runs to start the middle game against Texas A&M.
- It marked the first time with back-to-back-to-back home runs since Fletcher, Morris and Patterson in 2010.

#### 100 HIT CLUB

- Kason Howell became the fifth current Auburn player to record his 100th career hit at Alabama on Apr. 16.
- He joins Steven Williams (183), Ryan Bliss (168), Rankin Woley (155) and Judd Ward (145) on the 100 hits list.
- Auburn and Wake Forest are the only teams in the country with five current players with 100+ career hits.

#### BLISSTERING BASEBALLS

- Shortstop Ryan Bliss has started and played in all but two games in his Auburn career.
- Bliss has multiple hits in 51 of 102 games since April 1, 2019 and is hitting .345 (144-for-417) during the span.
- He has hit safely in 98 of 130 career games with 56 multi-hit efforts.
- Dating back to the beginning of last season he has recorded a hit in 54 of 64 games with 34 multi-hit contests.
- Bliss has multiple hits in five or more consecutive games twice this season and leads the SEC with 25 multi-hit contests.

#### IS T-MILL FOR REAL?

- Tyler Miller has hit 16 home runs and has driven in 58 runs this season, marking the most in the first 48 games of a season since Hunter Morris (17 HR, 62 RBI) and Brian Fletcher (16 HR, 60 RBI) in 2010.
- Miller leads the SEC and ranks fourth in the NCAA in RBI. He also leads the SEC lead with 17 multi-RBI games.
- He has three or more hits in nine games this season and three or more RBI in eight games.
- Through 48 games this season, Miller's 58 RBI are the second most by an Auburn player since 2011, trailing on Edouard Julien's SEC-best 69 RBI in 2018.

#### SWING IT, STEVEN

- Steven Williams has 21 hits, 18 runs, nine home runs and 19 RBI in the last 20 games dating back to Apr. 13.
- William's turned in the first multi-homer game of his career in the middle game against Texas A&M, marking the 35th and 36th long balls of his Auburn career.

- He is tied with Kevin Chabot (1993-95) and Trent Mummey for sixth on Auburn's all-time home run list.
- Williams ranks second among active SEC players in hits (183), home runs and RBI (135).

#### RANKIN IS ROLLIN'

- Rankin Woley has been named one of 10 finalists for the 2021 Senior CLASS Award.
- Woley graduated with a 3.92 GPA last summer, earning his bachelor's degree in Business Administration, and took classes this semester to prepare for medical school.
- He was named the 2020 SEC Scholar-Athlete of the Year and CoSIDA Academic All-America while also being named an All-American on the field by Collegiate Baseball News.
- The graduate third baseman went 5-for-10 with five runs, two homers and three RBI against Texas A&M and followed it up by going 3-for-5 with a homer and career high five RBI vs. North Alabama.
- Woley is hitting .339 (84-for-248) with 48 runs, 19 doubles, 11 home runs and 49 RBI since the start of 2020.

#### LIKE FATHER, LIKE SON

- Junior infielder Brody Moore is the son of former Auburn and All-SEC shortstop Brandon Moore (1991-94).
- Brody went 4-for-8 against Texas A&M before exiting the finale with an injury and ranks second on the team in hits (33) and average (.311) in SEC play.
- Brandon hit .332 in four years and 242 games in an Auburn uniform. Brody is a .317 career hitter in parts of three seasons and 75 games.

#### FILL IT UP, FRESHMEN

- Freshmen Carson Swilling and Joseph Gonzalez are tied for the team lead with 19 appearances this season.
- Swilling has posted a 1.98 ERA with two saves and 20 strikeouts in 13.2 innings and 10 appearances since Apr. 13.
- Gonzalez earned his second win in the series finale vs. Texas A&M and is 2-0 with a 2.89 in his last eight appearances and 18.2 IP dating back to Apr. 21 vs. Jacksonville State.

#### NEED MORE LIKE MORRISON

- Will Morrison earned his first career save by striking out the final batter in the middle game vs. Florida (Apr. 25) and picked up his first career win by recording the final eight outs in a 14-inning win at Georgia on Apr. 30.
- He has held opponents scoreless in 10 of 14 appearances this season and ranks second on the team with 11 appearances in SEC play.

#### SKIP TO MY LOU

- Carson Skipper has earned either a win or a save in his last three outings
- He is 2-0 with a 1.35 ERA and 11 strikeouts with one walk in 6.2 IP during the span.

#### BULL'S BACK IN THE 'PEN

- Cody Greenhill returned to the Auburn bullpen three weeks ago and picked up his first save of the season vs. Samford.
- He is tied with former big leaguers Gregg Olson and Colter Bean for fourth on Auburn's all-time list with 20 career saves and would tie Austin Hubbard for third all-time with two more saves.

#### GLAV'S BEEN GIVIN' IT TO 'EM

- Peyton Glavine matched a career and season best with 3.0 perfect innings and five strikeouts at Georgia on Apr. 29.
- Glavine has excelled in relief this season, turning in a 2.28 ERA in 12 relief appearances. He has allowed just one earned run in his last seven relief appearances and 12.1 IP.
- The lefty has held opponents to six hits and a .143 average and has issued three walks with 14 strikeouts during the relief span.

#### BATTERY OF ONE

- Nate LaRue made his collegiate pitching debut vs. Jacksonville State on Apr. 21 and struck out the first batter he faced.
- LaRue has also started in seven games behind the plate and becomes Auburn's first player to start at catcher and pitch in a season since Josh Donaldson in 2005.

#### CONGRATS, GRADS

- Auburn players Cody Greenhill, Jack Owen, John Samuel Shenker and Judd Ward as well as student assistant Dan Gamache graduated at the beginning of May.

#### HOME, HOME ON THE PLAINS

- Auburn entered the season with an 87-34 (.719) home record since the start of the 2017 season and 64-21 (.753) mark at home since the start of 2018.
- The Tigers completed its 2021 home schedule with a 15-14 record. Eight of the 14 home losses were by two or less runs.
- Tuesday's win marked the team's 15th straight winning season at home dating back to 2006 (17-17).

#### HALL OF FAME NODS

- Head coach Butch Thompson was inducted into the Mississippi Association of Community College Conference (MACCC) Hall of Fame on Wednesday, Apr. 27.
- Former Auburn great Gregg Olson was announced as a member of the National College Baseball Hall of Fame Class of 2021 earlier this week. He becomes Auburn's first National College Baseball Hall of Famer.

#### MR. 200

- Including a season at Jefferson State Community College, Butch Thompson recorded his 200th career win in a 16-1 victory against Boston College on Mar. 6.

# THE LAST TIME...

## BATTING SUPERLATIVES

5 hits in a game Anfernee Grier at Kennesaw St. [5-for-6] (4/12/16)  
 6 hits in a game Tyler Johnstone vs. Elon [6-for-7, 2B, 3B] (2/25/05)

**Reached base 6 times** Bryson Ware vs. Alabama A&M [3-5, 3B] (2/24/21)

**4 runs in a game** Judd Ward vs. Presbyterian (2/19/21)  
**5 runs in a game** Rankin Woley vs. #18 Boston College (3/6/21)  
**6 runs in a game** Bryson Ware vs. Alabama A&M (2/24/21)

**10-game hitting streak** Rankin Woley, 12 games (2/28-pres)  
 15-game hitting streak Jonah Todd, 16 games, (4/8-5/7/17)  
 20-game hitting streak A. Grier, 22 games, (5/31/15-3/22/16)  
 25-game hitting streak Justin Fradejas, 27 games (3/23-5/7/10)  
 30-game hitting streak Casey Dunn, 31 games (2/22 [G1]-4/15/97)

**3 doubles in a game** Ryan Bliss vs. LSU (5/6/21)  
 4 doubles in a game Ken Dempsey vs. Georgia (1971)

2 triples in a game Jay Gonzalez vs. Alabama State (2/28/12)  
 3 triples in a game never

**2 home runs in one game** Tyler Miller & Steven Williams vs. Texas A&M (5/15/21)  
 3 home runs in one game Tony Caldwell at Kentucky (4/9/11)

**7 RBI in a game** Brody Moore vs. Alabama A&M (2/24/21)  
 8 RBI in a game Justin Bryant at Georgia (3/19/10)  
 9 RBI in a game Hunter Morris at Georgia (3/21/10)  
 10 RBI in a game Bob Berry vs. Huntington (4/15/82)

**Grand slam home run** Cam Hill vs. #18 Boston College (3/6/21)  
**Inside-the-park home run** Kason Howell at Alabama (4/15/21)  
**HR to begin game** Ryan Bliss at #1 Arkansas (4/2/21)  
 Two HR in one inning Dan Glevenyak at Jacksonville State (8th) (5/7/13)  
**HR in consecutive at-bats** Steven Williams vs. Texas A&M (5/15/21)  
 HR in three consecutive at-bats Edouard Julien vs. Alabama A&M/at UCF (2/20-22/19)  
**HR in consecutive games** Ryan Bliss & Rankin Woley vs. Texas (5/14-15/21)  
**HR in three consecutive games** Steven Williams at #20 GT & Alabama (4/13-16/21)  
 HR in three consecutive SEC games Trent Mummy (4/17-23/10)  
 HR in four consecutive games Joseph Sanders (5/10-15/08)  
 HR in four consecutive SEC games Mike Bianucci (5/2-9/08)  
 HR in five consecutive games Tim Lemons (4/6-10/85)  
 Walk-off HR Steven Williams at #7 Georgia Tech (6/1/19)  
**Pinch-hit HR** Cam Hill vs. Kentucky (3/26/21)  
 Pinch-hit grand slam Edouard Julien vs. BYU (G1 - 3/3/18)  
 HR in first at-bat of season Steven Williams vs. Longwood (2/17/18)  
 HR in both games of DH Dylan Ingram at #7 Mississippi St. (4/29/17)

Hit for the cycle Judd Ward [3B, 1B, HR, 2B] vs. Illinois-Chicago (G1 - 2/15/20)

Hit from both sides of plate in same inning Damon Haecker [5th inn.] vs. Jacksonville St. (3/15/17)  
**Two hits in same inning** Bliss [1B, 1B] & Woley [2B, 1B] at #4 Ole Miss [8th] (3/21/21)

Stole home Justin Hargett vs. Davidson (Gm 2) [4th] (G1 - 3/3/10)  
**Stole two bases in a game** Josh Hall vs. Alabama A&M (2/23/21)  
 Stole three bases in a game Anfernee Grier vs. Southern (2/26/16)

**Hit by a pitch 2 times in a game** Rankin Woley vs. #18 Boston College (3/6/21)  
 Hit by a pitch 3+ times in a game Dan Glevenyak at Alabama (4) (4/11/14)

Scored 20 or more runs 20 vs. Wright State (2/29/20)  
 Scored 25 or more runs 25 vs. Longwood (2/17/18)  
**Scored 30 or more runs** 33 vs. Alabama A&M (2/24/21)

**Scored 5 runs in an Inning** 5, vs. Little Rock (5th) (3/12/21)  
**Scored 6 runs in an Inning** 6, vs. #10 Florida (5th) (G1 - 4/25/21)  
 Scored 7 runs in an Inning 7, vs. Chicago State (3rd) (3/8/20)  
 Scored 8 runs in an Inning 8, at UAB (5th) (3/19/19)  
**Scored 9 runs in an Inning** 9, at #4 Ole Miss (8th) (3/21/21)  
**Scored 10+ runs in an Inning** 14, vs. Alabama A&M (4th) (2/24/21)  
 Recorded 10+ hits in an Inning 11, vs. Furman (5th) (2/12/00)  
 Scored in every inning vs. Coppin State (3/18/14)

**Recorded 15-19 hits** 16, vs. North Alabama (5/18/21)  
**Recorded 20 or more hits** 27, vs. Alabama A&M (2/24/21)

Hit 3 or more home runs in an inning 3, vs. Northeastern (6th) (G1 - 3/10/18)  
**Hit 3 or more home runs in a game** 4, vs. LSU (5/7/21)  
**Hit 5 or more home runs in a game** 6, vs. Texas A&M (5/15/21)  
 Hit 7 or more home runs in a game 7, vs. Mississippi State (5/8/10)  
**Hit back-to-back home runs** R. Woley & S. Williams vs. Samford (3rd) (4/20/21)  
**Hit back-to-back-to-back home runs** R. Bliss, T. Miller & R. Woley vs. Texas A&M (1st) (5/15/21)

**Had 5 doubles** 5, vs. North Alabama (5/18/21)  
**Had 6 doubles** 6, vs. Jacksonville State (4/21/21)  
 Had 7 doubles 7, vs. Chicago State (3/8/20)  
 Had 8 doubles 8, vs. BYU (G1 - 3/3/18)  
**Had 9+ doubles** 11, vs. Alabama A&M (2/24/21)

Stole 5 bases in a game 5, vs. Bethune-Cookman (5/6/14)  
 Stole 6 bases in a game 6, vs. #21 Tennessee (3/17/19)  
 Stole 7 bases in a game 7, vs. Presbyterian (5/8/12)  
 Stole 8 bases in a game 8, vs. Alcorn State (2/22/12)

**Walked 10+ times** 11, vs. Alabama A&M (2/24/21)  
 Did not strike out in a game vs. Belmont (3/11/12)

## PITCHING SUPERLATIVES

**INDIVIDUAL**  
 Nine-inning no-hitter Casey Mize vs. Northeastern (3/9/18)  
 Nine-inning no-hitter (combined) Mike Mueller [2.0], Lee Carter [1.0], Brandon Channell [1.0], Reid Price [1.0], Andrew Skinner [1.0], Arnold Hughey [1.0], Ken Clayton [1.0], Cory Duettt [0.2], Sean Jones [0.1] vs. UAB (3/19/02)

Seven-inning no-hitter Jason Johnson vs. LaGrange College (4/30/91)

Nine-inning perfect game Eric Brandon vs. Murray State (3/2/02)  
 Seven-inning perfect game Jason Johnson vs. LaGrange College (4/30/91)

Nine-inning one-hitter (individual) Keegan Thompson vs. Presbyterian (3/1/14)  
 Nine-inning one-hitter (combined) Tanner Burns [7.0], Cody Greenhill [2.0] vs. Chicago State (3/6/20)

Five-inning one-hitter Kevin Davis [3.2], Jacob Milliman [1.1], vs. Radford (2/22/15)

Nine-inning two-hitter Tanner Burns [9.0] vs. Cincinnati (3/1/19)

Complete game Jack Owen vs. UTSA (3/9/19)  
 Complete game shutout Jack Owen vs. UTSA (3/9/19)  
 Consecutive complete games K. Thompson vs. Arkansas & LSU (4/4 & 4/11/15)

Struck out 10 batters 10 by Tanner Burns vs. Chicago State (3/6/20)  
 Struck out 11 batters 11 by Bailey Horn vs. Chicago State (3/8/20)  
 Struck out 12 batters 12 by Casey Mize at Kentucky (3/23/18)  
 Struck out 13 batters 13 by Casey Mize vs. Texas A&M (3/16/18)  
 Struck out 15 batters 15 by Tanner Burns vs. Cincinnati (3/1/19)

**TEAM**  
**Struck out 15+ batters** Joseph Gonzalez [7], Hayden Mullins [8] at UAB (3/9/21)  
 Struck out 20+ batters Brooks Fuller [4], Ryan Watson [4], Elliott Anderson [3], Cody Greenhill [4], Carson Skipper [3], Garrett Wade [2] vs. #9 Arkansas (4/5/19)  
 Struck out 15 batters consecutive games vs. Ga State, at Missouri (4/5-7/16)

**Shut out an opponent** 6-0 vs. Little Rock (3/13/21)  
**Consecutive shutouts** 7-0 vs. Little Rock / 6-0 vs. Little Rock (3/12-13/21)  
 Three straight shutouts 2-0 vs. UT Martin / 6-0 vs. UTSA / 5-0 vs. UTSA (3/6-9/19)  
 Shut out an SEC opponent 7-0 at #12 Texas A&M (4/13/19)  
 Shut out an SEC opponent on the road 7-0 at #12 Texas A&M (4/13/19)  
 Consecutive SEC shutouts 5-0 and 4-0 at Miss. State (3/27-28/15)  
 Consecutive SEC shutouts on the road 5-0 and 4-0 at Miss. State (3/27-28/15)  
**Was shut out** 4-0 at #20 Georgia (4/29/21)  
 Was held to one hit vs. #24 Missouri (4/1/18)  
 Was no hit vs. #13 Arkansas (5/25/17)

**FIELDING SUPERLATIVES**  
**2 errors in a game** Rankin Woley vs. Texas A&M (5/16/21)  
 3 errors in a game Luke Jarvis vs. Presbyterian (3/11/17)  
 4 errors in a game Brett Burnham at Alabama (4/5/00)

**3 double plays turned in a game** vs. Baylor (2/27/21)  
**4 double plays turned in a game** at #1 Arkansas (4/3/21)  
 5 double plays turned in a game never

Triple play (Auburn) vs. Memphis (5/22/78)  
 Triple play (Opponent) at Florida [4th] (3/15/08)

Threw a runner out at HP to end game Will Holland vs. Presbyterian (3/12/17)

**MISC. SUPERLATIVES**  
 Won 10 or more consecutive games 15 (2/24-3/22/19)  
 Won 15 or more consecutive games 15 (2/24-3/22/19)  
 Won 8 or more consecutive SEC games 9 (4/1-21/95)  
**Lost 5 or more consecutive games** 5 (4/2-11/21)

Home winning streak 21 (1964-66)  
 Road winning streak 14 (1967/1995)  
 Season-opening winning streak 17 (2/7-3/5/97)

**Extra-innings victory** 10-6, at #20 Georgia [14 inn] (4/30/21)  
**Extra-innings loss** 7-8, at Alabama [10 inn] (4/15/21)

**Swept a 3-game series** vs. Presbyterian (2/19-21/21)  
 Swept a road series at Alabama (4/20-21/18)  
 Swept a road SEC series at Alabama (4/20-21/18)  
 Swept a SEC series vs. #21 Tennessee (3/15-17/19)  
 Swept a 4-game series Illinois-Chicago (2/14-16/20)  
 Swept a doubleheader Illinois-Chicago (2/15/20)

Allowed 3 runs or fewer in a series 2, vs. Chicago State (3/6-8/20)  
 Allowed 3 runs or fewer in a SEC series 3 vs. Miss. State (3/27-29/15)  
 Allowed 4 runs or fewer in a series 3 vs. UTSA (3/8-9/19)  
 Allowed 4 runs or fewer in a SEC series 4 vs. Georgia (4/23-25/15)  
 Allowed 3 runs or fewer in a road series 3 vs. Miss. State (3/27-29/15)  
 Allowed 3 runs or fewer in a SEC road series 3 vs. Miss. State (3/27-29/15)

Overcome a deficit of 7+ runs 7 runs, [7-0, 12-8] vs. Florida A&M (2/22/17)

Won a 1-0 game vs. Mercer (5/30/15) [NCAA Regional]  
 Lost a 1-0 game vs. Ohio State (2/15/14)

**Walk-off win** vs. LSU [9 inn.] (5/8/21)  
**Walk-off loss** at Alabama [9 inn.] (4/17/21)







**16 • CAM HILL LHP**

6-3 • 210 • FR • Madison, Ala. • Bob Jones

- Has made a pair of appearances in the last week

**CAREER STATISTICS**

YEAR	ERA	W-L	G/S	IP	H	R	ER	BB	K	BAA
2021	19.29	2-0	10/0	7.0	14	16	15	11	8	.438

**SEASON HIGHS**

**Innings:** 1.0, four times  
**Hits:** 4, vs. BC (3/7)  
**Runs:** 5, vs. BC (3/7)  
**Earned Runs:** 5, vs. BC (3/7)  
**Strikeouts:** 2, two times  
**Walks:** 3, at Ole Miss (3/21)  
**Pitches:** 30, vs. BC (3/7)

**33 • WILL MORRISON RHP**

6-2 • 190 • R-SO • Cullman, Ala. • Cullman

- Has allowed a run in just four of 15 appearances
- Earned his first career save by striking out the last batter of the game vs. Florida (4/25)
- Earned his first career win in the 14-inning win at UGA

**CAREER STATISTICS**

YEAR	ERA	W-L	G/S	IP	H	R	ER	BB	K	BAA
2019	4.56	0-0	24/0	25.2	24	13	13	11	15	.264
2021	2.50	1-0	15/0	18.0	16	6	5	8	13	.246
TOTAL	3.71	1-0	39/0	43.2	40	19	18	19	28	.256

**CAREER HIGHS**

**Innings:** 3.0, two times  
**Hits:** 4, two times  
**Runs:** 3, at GT (4/16/19)  
**Earned Runs:** 3, at GT (4/16/19)  
**Strikeouts:** 5, vs. AAMU (2/19/19)  
**Walks:** 2, three times  
**Pitches:** 54, vs. Texas A&M (5/15/21)

**SEASON HIGHS**

2.2, two times  
 4, vs. Samford (4/20)  
 3, vs. LSU (5/7)  
 3, vs. LSU (5/7)  
 2, two times  
 2, two times  
 54, vs. Texas A&M (5/15)

**26 • HAYDEN MULLINS LHP**

6-0 • 185 • SO • Gallatin, Tenn. • Hendersonville

- Has been shut down for the remainder of the season

**CAREER STATISTICS**

YEAR	ERA	W-L	G/S	IP	H	R	ER	BB	K	BAA
2020	3.68	1-0	5/0	7.1	4	3	3	6	10	.174
2021	2.38	2-0	7/0	11.1	10	4	3	4	19	.222
TOTAL	2.89	3-0	12/0	18.2	14	7	6	10	29	.206

**CAREER HIGHS**

**Innings:** 4.0, at UAB (3/9/21)  
**Hits:** 3, vs. Little Rock (3/14/21)  
**Runs:** 3, vs. UCF (2/23)  
**Earned Runs:** 3, vs. UCF (2/23)  
**Strikeouts:** 8, at UAB (3/9/21)  
**Walks:** 3, vs. Wofford (3/11)  
**Pitches:** 56, at UAB (3/9/21)

**SEASON HIGHS**

4.0, at UAB (3/9)  
 3, vs. Little Rock (3/14)  
 2, vs. MSU (4/11)  
 2, vs. MSU (4/11)  
 8, at UAB (3/9)  
 1, four times  
 56, at UAB (3/9)

**44 • JACK OWEN LHP**

6-2 • 204 • SR • Aliso Viejo, Calif. • JSerra Catholic

- Has posted a 4.15 ERA in his last five starts
- Struck out 28 and issued five walks in last 30.1 IP
- Was one of eight SEC pitchers entering 2021 with a sub-4.00 career ERA and 100+ IP

**CAREER STATISTICS**

YEAR	ERA	W-L	G/S	IP	H	R	ER	BB	K	BAA
2018	5.97	2-2	14/7	34.2	43	24	23	16	35	.312
2019	2.75	4-2	14/10	68.2	64	22	21	14	59	.247
2020	3.43	3-1	4/4	21.0	17	10	8	5	25	.215
2021	5.62	1-4	9/7	41.2	51	26	26	9	35	.302
TOTAL	4.23	10-9	41/28	166.0	175	82	78	44	154	.271

**CAREER HIGHS**

**Innings:** 9.0, vs. UTSA (3/9/19)  
**Hits:** 9, three times  
**Runs:** 6, three times  
**Earned Runs:** 6, three times  
**Strikeouts:** 10, vs. Cincinnati (3/2/19)  
**Walks:** 3, four times  
**Pitches:** 110, vs. Florida (4/25/21)

**SEASON HIGHS**

7.0, two times  
 9, vs. MSU (4/10)  
 6, vs. MSU (4/10)  
 6, vs. MSU (4/10)  
 8, at Alabama (4/16)  
 2, two times  
 110, vs. Florida (4/25)

**29 • CARSON SKIPPER LHP**

6-3 • 210 • JR • Trussville, Ala. • Hewitt-Trussville

- Has earned a win or save in his last three outings and is 2-0 with a 1.35 ERA and 11 K with 1 BB in 6.2 IP

**CAREER STATISTICS**

YEAR	ERA	W-L	G/S	IP	H	R	ER	BB	K	BAA
2019	7.46	3-3	17/8	35.0	45	33	29	23	38	.306
2020	1.00	0-0	7/0	9.0	5	1	1	3	12	.167
2021	4.32	2-2	17/0	25.0	24	14	12	7	30	.242
TOTAL	5.48	5-5	41/8	69.0	74	48	42	33	80	.268

**CAREER HIGHS**

**Innings:** 4.2, vs. UTSA (3/9/19)  
**Hits:** 5, four times  
**Runs:** 5, two times  
**Earned Runs:** 5, vs. Arkansas (4/5/19)  
**Strikeouts:** 8, vs. Alabama A&M (2/19/19)  
**Walks:** 4, at Georgia Tech (4/16/19)  
**Pitches:** 78, vs. Arkansas (4/5/19)

**SEASON HIGHS**

3.0, two times  
 4, two times  
 3, two times  
 3, two times  
 4, two times  
 3, vs. LSU (5/6)  
 50, vs. Texas A&M (5/14)

**36 • JACK SOKOL RHP**

6-4 • 192 • FR • New Albany, Ohio • New Albany

- Entered last Saturday's game vs. Texas A&M with two on and nobody out and escaped the jam unscathed

**CAREER STATISTICS**

YEAR	ERA	W-L	G/S	IP	H	R	ER	BB	K	BAA
2021	5.40	1-1	5/3	11.2	8	7	7	11	9	.222

**CAREER HIGHS**

**Innings:** 4.0, vs. AAMU (2/24)  
**Hits:** 6, vs. UNA (5/18)  
**Runs:** 5, vs. UNA (5/18)  
**Earned Runs:** 5, vs. UNA (5/18)  
**Strikeouts:** 6, vs. AAMU (2/24)  
**Walks:** 4, vs. UNA (5/18)  
**Pitches:** 78, vs. UNA (5/18)

**32 • CARSON SWILLING RHP**

6-1 • 185 • FR • Smiths Station, Ala. • Smiths

- Earned his first career save in 2.0 IP at Alabama (4/16)
- Recorded the final 10 outs in the clinching win at UGA
- Leads the team with two saves in SEC play
- Posted a 1.98 ERA with 20 K and 6 BB in 13.2 IP and 10 appearances since Apr. 13

**CAREER STATISTICS**

YEAR	ERA	W-L	G/S	IP	H	R	ER	BB	K	BAA
2021	2.96	1-2	19/0	27.1	23	13	9	14	31	.228

**CAREER HIGHS**

**Innings:** 3.2, at Lipscomb (3/16)  
**Hits:** 5, at Georgia (5/1)  
**Runs:** 3, three times  
**Earned Runs:** 3, two times  
**Strikeouts:** 5, at Georgia (5/1)  
**Walks:** 3, two times  
**Pitches:** 67, at Georgia (5/1)

**AUBURN IN THE NATIONAL AND SEC RANKINGS**

(as of May 19)

TEAM	TOTAL	NCAA	SEC
Double plays	50	2	1
Home runs	81	5	2
Slugging percentage	.491	13	2
<b>9 RYAN BLISS</b>	<b>TOTAL</b>	<b>NCAA</b>	<b>SEC</b>
Hits	69	25	6
Total bases	1022	23	4
<b>10 TYLER MILLER</b>	<b>TOTAL</b>	<b>NCAA</b>	<b>SEC</b>
RBI	58	4	1
Home runs	16	10	4







**SUPERLATIVES AND MISCELLANEOUS NOTES**

**STARTS BY POSITION**

**STARTING PITCHER**

Trace Bright	10	6-4
Cody Greenhill	8	3-5
Richard Fitts	7	4-3
Jack Owen	7	2-5
Mason Barnett	6	4-2
Jospeh Gonzalez	5	1-4
Jack Sokol	3	2-1
Peyton Glavine	2	1-1

**CATCHER**

Ryan Dyal	20	10-10
Steven Williams	20	9-11
Nate LaRue	8	4-4

**FIRST BASE**

Tyler Miller	44	19-25
J.S. Shenker	2	2-0
Bryson Ware	2	2-0

**SECOND BASE**

Brody Moore	44	20-24
Garrett Farquhar	4	3-1

**THIRD BASE**

Rankin Woley	46	21-25
Tyler Miller	2	2-0

**SHORTSTOP**

Ryan Bliss	46	21-25
Cole Foster	1	1-0
Brody Moore	1	1-0

**LEFT FIELD**

Judd Ward	39	18-21
Steven Williams	4	3-1
Josh Hall	3	2-1
Brayton Brown	2	1-1

**CENTER FIELD**

Kason Howell	47	22-25
Josh Hall	1	1-0

**RIGHT FIELD**

Bryson Ware	22	10-12
Steven Williams	19	9-10
Josh Hall	6	4-2
Bobby Peirce	1	0-1

**DESIGNATED HITTER**

Cam Hill	27	12-15
Bryson Ware	10	5-5
Cole Foster	3	1-2
Brayton Brown	2	1-1
Steven Williams	2	2-0
Tyler Miller	1	1-0
Bobby Peirce	1	0-1
J.S. Shenker	1	0-1
Judd Ward	1	1-0

**2021 AUBURN & OPPONENT HIGHS**

**TEAM BATTING**

	AUBURN	OPPONENT
Runs in a game	33, vs. AAMU (2/24)	19, two times
Runs in an inning	14, vs. AAMU [4th] (2/24)	10, MSU [1st] (4/11)
Most Hits in a game	27, vs. AAMU (2/24)	17, MSU (4/11)
Fewest Hits in a game	2, at Georgia (4/29)	2, LSU (5/8)
Hits in an inning	8, two times	7, MSU [1st] (4/11)
2B in a game	11, vs. AAMU (2/24)	4, two times
3B in a game	2, vs. AAMU (2/24)	1, five times
HR in a game	6, va. TAMU (5/15)	4, BC (3/5)
SB in a game	4, vs. Texas A&M (2/28)	4, Kentucky (3/26)
LOB in a game	12, vs. Baylor (2/27)	15, Oklahoma (2/26)
K in a game	16, at Arkansas (4/1)	15, UAB (3/9)
BB in a game	12, vs. AAMU (2/23)	12, Arkansas (4/3)

**TEAM PITCHING**

	AUBURN	OPPONENT
K in a game	15, at UAB (3/9)	16, Arkansas (4/1)
BB in a game	12, at Arkansas (4/3)	12, AAMU (2/23)
Pitchers used	8, vs. MSU (4/11)	7, three times
Total Quality Starts	7	10

**TEAM FIELDING**

	AUBURN	OPPONENT
Errors in a game	2, nine times	4, Texas A&M (5/16)
DP turned in a game	4, at Arkansas (4/3)	3, two times

**IND. BATTING**

	AUBURN	OPPONENT
Hits in a game	4, five times	4, two times
Runs in a game	6, Ware vs. AAMU (2/24)	4, James [MSU] (4/11)
2B in a game	3, Bliss vs. LSU (5/6)	2, five times
3B in a game	1, nine times	1, six times
HR in a game	2, five times	2, three times
RBI in a game	7, Moore vs. AAMU (2/24)	5, two times
XBH in a game	3, three times	2, 16 times
SB in a game	2, Hall vs. AAMU (2/23)	2, three times
BB in a game	3, seven times	3, five times
HBP in a game	2, Woley vs. BC (3/6)	4, Jordan [MSU] (4/11)
K in a game	4, two times	4, three times
Hitting Streak	12, Woley (2/28-3/21)	3, 20 times
Consec. G w/HR	3, Williams (4/13-16)	Allen, James [MSU] (4/9-10)

**IND. PITCHING**

	AUBURN	OPPONENT
K by a starter	9, Barnett vs. LR (3/13)	13, Hoglund [OM] (3/19)
K by a reliever	8, Mullins at UAB (3/9)	8, Kopps [AR] (4/1)
BB by a starter	5, Gonzalez at AR (4/3)	5, Bohannon [UAB] (3/9)
BB by a reliever	5, Barnett at AR (4/3)	5, Stewart [AAMU] (2/23)
IP by a starter	7.0, five times	8.0, Hoglund [OM] (3/19)
IP by a reliever	4.0, Mullins at UAB (3/9)	6.0, Godman [OU] (2/26)

**MISCELLANEOUS**

	AUBURN
Biggest comeback win	4, vs. Florida (4/25)
Biggest blown lead loss	8, vs. BC (3/7)
Largest margin of victory	33, vs. AAMU (2/24)
Largest margin of defeat	9, vs. Mississippi State (4/11)
Longest game, Time	4:35, vs. Kentucky (3/26)
Longest game, Time (9 inn)	4:26, vs. Texas A&M (5/15)
Shortest game, Time (9 inn)	2:12, at Ole Miss (3/19)
Longest game, Innings	14, at Georgia (4/30)
Largest crowd, Home	1,775, vs. LSU (5/8)
Largest crowd, Road	10,304, at Ole Miss (3/20)
Largest crowd, Neutral	--

**STARTS BY ORDER**

**LEADOFF**

Ryan Bliss	32	12-20
Judd Ward	10	7-3
Josh Hall	2	2-0
Kason Howell	2	1-1
Steven Williams	2	1-1

**2ND SPOT**

Tyler Miller	15	8-7
Ryan Bliss	14	9-5
Judd Ward	12	2-10
Brody Moore	5	2-3
Josh Hall	2	2-0

**3RD SPOT**

Rankin Woley	28	10-18
Steven Williams	8	5-3
Bryson Ware	7	5-2
Tyler Miller	4	2-2
Brody Moore	1	1-0

**CLEANUP**

Steven Williams	21	12-9
Rankin Woley	17	11-6
Tyler Miller	10	0-10

**5TH SPOT**

Brody Moore	25	10-15
Tyler Miller	11	7-4
Judd Ward	3	2-1
Bryson Ware	3	1-2
Kason Howell	2	1-1
Steven Williams	2	1-1
Cam Hill	1	1-0
Rankin Woley	1	0-1

**6TH SPOT**

Bryson Ware	14	7-7
Cam Hill	13	7-6
Kason Howell	6	2-4
Steven Williams	4	2-2
Tyler Miller	3	2-1
Judd Ward	3	2-1
Brody Moore	2	1-1
Brayton Brown	1	0-1
Ryan Dyal	1	0-1
Josh Hall	1	0-1

**7TH SPOT**

Kason Howell	18	11-7
Cam Hill	11	3-8
Steven Williams	5	2-3
Bryson Ware	4	2-2
Ryan Dyal	2	1-1
Bobby Peirce	2	0-2
Judd Ward	2	1-1
Brayton Brown	1	0-1
Tyler Miller	1	1-0
Brody Moore	1	1-0
J.S. Shenker	1	1-0

**8TH SPOT**

Kason Howell	11	3-8
Judd Ward	8	4-4
Ryan Dyal	7	5-2
Brody Moore	6	4-2
Bryson Ware	4	1-3
Nate LaRue	3	2-1
Steven Williams	3	0-3
Josh Hall	2	2-0
Cam Hill	2	1-1
Garrett Farquhar	1	1-0
J.S. Shenker	1	0-1

**9TH SPOT**

Ryan Dyal	10	4-6
Kason Howell	8	4-4
Nate LaRue	5	2-3
Brody Moore	5	2-3
Judd Ward	5	3-2
Cole Foster	4	2-2
Garrett Farquhar	3	2-1
Josh Hall	3	1-2
Brayton Brown	2	1-1
Bryson Ware	2	1-1
J.S. Shenker	1	1-0







**AUBURN 2021 GAME-BY-GAME STARTING LINEUPS**

DATE	OPP	1	2	3	4	5	6	7	8	9	SP
2/19	Presbyterian	Ward	Bliss	Ware	Woley	Miller	Williams	Howell	Hall	Moore	Greenhill
2/20	Presbyterian	Ward	Bliss	Ware	Woley	Williams	Howell	Shenker	LaRue	Farquhar	Fitts
2/21	Presbyterian	Ward	Bliss	Ware	Woley	Miller	Williams	Howell	Hall	Moore	Barnett
2/23	Alabama A&M	Ward	Hall	Ware	Williams	Moore	Hill	Miller	LaRue	Foster	Bright
2/24	Alabama A&M	Ward	Hall	Ware	Williams	Moore	Miller	Howell	Dyal	Farquhar	Sokol
2/26	vs. Oklahoma	Ward	Bliss	Ware	Williams	Woley	Miller	Howell	Hill	Moore	Greenhill
2/27	vs. Baylor	Ward	Bliss	Ware	Woley	Miller	Howell	Peirce	LaRue	Moore	Fitts
2/28	vs. Texas A&M	Williams	Bliss	Moore	Woley	Ware	Miller	Howell	Dyal	Brown	Bright
3/5	Boston College	Williams	Bliss	Miller	Woley	Ware	Hall	Howell	Dyal	Moore	Fitts
3/6	Boston College	Howell	Bliss	Williams	Woley	Miller	Ware	Hill	Moore	Hall	Barnett
3/7	Boston College	Howell	Bliss	Williams	Woley	Miller	Ware	Hill	Moore	Hall	Bright
3/9	at UAB	Ward	Bliss	Williams	Woley	Miller	Ware	Moore	Dyal	Howell	Gonzalez
3/12	Little Rock	Ward	Bliss	Williams	Woley	Miller	Ware	Hill	Moore	Howell	Greenhill
3/13	Little Rock	Hall	Bliss	Williams	Woley	Miller	Ware	Hill	Moore	Howell	Barnett
3/14	Little Rock	Bliss	Moore	Williams	Woley	Miller	Brown	Hill	Howell	LaRue	Bright
3/16	Lipscomb	Hall	Bliss	Williams	Woley	Miller	Ware	Ward	Moore	Howell	Glavine
3/19	at Ole Miss*	Ward	Bliss	Williams	Woley	Miller	Ware	Hill	Moore	Howell	Greenhill
3/20	at Ole Miss*	Bliss	Ward	Woley	Miller	Moore	Williams	Hill	Howell	Hall	Barnett
3/21	at Ole Miss*	Bliss	Ward	Woley	Miller	Moore	Williams	Dyal	Howell	Foster	Bright
3/26	Kentucky*	Bliss	Ward	Woley	Miller	Moore	Ware	Brown	Williams	Howell	Greenhill
3/27	Kentucky*	Bliss	Moore	Woley	Miller	Howell	Ward	Peirce	Shenker	LaRue	Barnett
3/27	Kentucky*	Bliss	Ward	Woley	Miller	Williams	Moore	Hill	Howell	Dyal	Gonzalez
4/1	at Arkansas*	Bliss	Moore	Miller	Woley	Ward	Howell	Williams	Ware	LaRue	Greenhill
4/2	at Arkansas*	Bliss	Ward	Woley	Miller	Moore	Hill	Howell	Williams	Dyal	Owen
4/3	at Arkansas*	Bliss	Ward	Woley	Miller	Moore	Howell	Williams	Ware	LaRue	Gonzalez
4/9	Mississippi State*	Bliss	Ward	Woley	Miller	Moore	Ware	Williams	Howell	Dyal	Greenhill
4/10	Mississippi State*	Bliss	Ward	Woley	Miller	Moore	Hill	Ware	Williams	Howell	Owen
4/11	Mississippi State*	Bliss	Ward	Woley	Miller	Moore	Hill	Ware	Dyal	Howell	Gonzalez
4/13	at Georgia Tech	Bliss	Moore	Miller	Woley	Ward	Ware	Williams	Howell	Foster	Bright
4/16	at Alabama*	Bliss	Moore	Miller	Woley	Ward	Ware	Williams	Howell	Foster	Greenhill
4/17	at Alabama*	Bliss	Miller	Woley	Williams	Moore	Ward	Howell	Hill	Ware	Owen
4/18	at Alabama*	Bliss	Miller	Woley	Williams	Moore	Howell	Hill	Ware	Ward	Gonzalez
4/20	Samford	Bliss	Miller	Woley	Williams	Moore	Ward	Ware	Howell	Shenker	Bright
4/21	Jacksonville State	Bliss	Miller	Woley	Williams	Moore	Hill	Howell	Ward	Dyal	Barnett
4/23	Florida*	Bliss	Miller	Woley	Williams	Moore	Hill	Howell	Ward	Ware	Owen
4/24	Florida*	Bliss	Miller	Woley	Williams	Moore	Hill	Howell	Ward	Dyal	Fitts
4/25	Florida*	Bliss	Miller	Woley	Williams	Moore	Ware	Hill	Howell	Brown	Glavine
4/30	at Georgia*	Bliss	Miller	Woley	Williams	Moore	Ware	Hill	Howell	Ward	Owen
5/1	at Georgia*	Bliss	Miller	Woley	Williams	Moore	Hill	Howell	Ward	Dyal	Fitts
5/2	at Georgia*	Bliss	Miller	Woley	Williams	Moore	Ware	Howell	Dyal	Ward	Bright
5/6	LSU*	Bliss	Miller	Woley	Williams	Moore	Hill	Howell	Ward	Dyal	Owen
5/7	LSU*	Bliss	Miller	Woley	Williams	Moore	Hill	Howell	Ward	Dyal	Bright
5/8	LSU*	Bliss	Miller	Woley	Williams	Hill	Moore	Dyal	Howell	Ward	Fitts
5/11	at Samford	Bliss	Miller	Woley	Williams	Ware	Dyal	Howell	Ward	Farquhar	Sokol
5/14	Texas A&M*	Bliss	Miller	Woley	Williams	Moore	Hill	Howell	Dyal	Ward	Owen
5/15	Texas A&M*	Bliss	Miller	Woley	Williams	Moore	Howell	Ward	Ware	Dyal	Fitts
5/16	Texas A&M*	Bliss	Miller	Woley	Williams	Moore	Hill	Howell	Ward	Dyal	Bright
5/18	North Alabama	Bliss	Miller	Woley	Williams	Howell	Hill	Ware	Farquhar	LaRue	Sokol
5/20	at Missouri*										
5/21	at Missouri*										
5/22	at Missouri*										

\* - SEC Game

**AUBURN 2021 GAME-BY-GAME STARTERS**

DATE	OPP	SP	C	1B	2B	3B	SS	LF	CF	RF	DH
2/19	Presbyterian	Greenhill	Williams	Miller	Moore	Woley	Bliss	Ward	Howell	Hall	Ware
2/20	Presbyterian	Fitts	LaRue	Shenker	Farquhar	Woley	Bliss	Ward	Howell	Ware	Williams
2/21	Presbyterian	Barnett	Williams	Miller	Moore	Woley	Bliss	Ward	Howell	Hall	Ware
2/23	Alabama A&M	Bright	LaRue	Ware	Moore	Miller	Foster	Ward	Hall	Williams	Hill
2/24	Alabama A&M	Sokol	Dyal	Ware	Farquhar	Miller	Moore	Ward	Howell	Hall	Williams
2/26	vs. Oklahoma	Greenhill	Williams	Miller	Moore	Woley	Bliss	Ward	Howell	Ware	Hill
2/27	vs. Baylor	Fitts	LaRue	Miller	Moore	Woley	Bliss	Ward	Howell	Ware	Peirce
2/28	vs. Texas A&M	Bright	Dyal	Miller	Moore	Woley	Bliss	Williams	Howell	Ware	Brown
3/5	Boston College	Fitts	Dyal	Miller	Moore	Woley	Bliss	Williams	Howell	Hall	Ware
3/6	Boston College	Barnett	Williams	Miller	Moore	Woley	Bliss	Hall	Howell	Ware	Hill
3/7	Boston College	Bright	Williams	Miller	Moore	Woley	Bliss	Hall	Howell	Ware	Hill
3/9	at UAB	Gonzalez	Dyal	Miller	Moore	Woley	Bliss	Williams	Howell	Ware	Ward
3/12	Little Rock	Greenhill	Williams	Miller	Moore	Woley	Bliss	Ward	Howell	Ware	Hill
3/13	Little Rock	Barnett	Williams	Miller	Moore	Woley	Bliss	Hall	Howell	Ware	Hill
3/14	Little Rock	Bright	LaRue	Miller	Moore	Woley	Bliss	Brown	Howell	Williams	Hill
3/16	Lipscomb	Glavine	Williams	Miller	Moore	Woley	Bliss	Ward	Howell	Hall	Ware
3/19	at Ole Miss*	Greenhill	Williams	Miller	Moore	Woley	Bliss	Ward	Howell	Ware	Hill
3/20	at Ole Miss*	Barnett	Williams	Miller	Moore	Woley	Bliss	Ward	Howell	Hall	Hill
3/21	at Ole Miss*	Bright	Dyal	Miller	Moore	Woley	Bliss	Ward	Howell	Williams	Foster
3/26	Kentucky*	Greenhill	Williams	Miller	Moore	Woley	Bliss	Ward	Howell	Ware	Brown
3/27	Kentucky*	Barnett	LaRue	Miller	Moore	Woley	Bliss	Ward	Howell	Peirce	Shenker
3/28	Kentucky*	Gonzalez	Dyal	Miller	Moore	Woley	Bliss	Ward	Howell	Williams	Hill
4/1	at Arkansas*	Greenhill	LaRue	Miller	Moore	Woley	Bliss	Ward	Howell	Williams	Ware
4/2	at Arkansas*	Owen	Dyal	Miller	Moore	Woley	Bliss	Ward	Howell	Williams	Hill
4/3	at Arkansas*	Gonzalez	LaRue	Miller	Moore	Woley	Bliss	Ward	Howell	Williams	Ware
4/9	Mississippi State*	Greenhill	Dyal	Miller	Moore	Woley	Bliss	Ward	Howell	Williams	Ware
4/10	Mississippi State*	Owen	Williams	Miller	Moore	Woley	Bliss	Ward	Howell	Ware	Hill
4/11	Mississippi State*	Gonzalez	Dyal	Miller	Moore	Woley	Bliss	Ward	Howell	Ware	Hill
4/13	at Georgia Tech	Bright	Williams	Miller	Moore	Woley	Bliss	Ward	Howell	Ware	Foster
4/16	at Alabama*	Greenhill	Williams	Miller	Moore	Woley	Bliss	Ward	Howell	Ware	Foster
4/17	at Alabama*	Owen	Williams	Miller	Moore	Woley	Bliss	Ward	Howell	Ware	Hill
4/18	at Alabama*	Gonzalez	Williams	Miller	Moore	Woley	Bliss	Ward	Howell	Ware	Hill
4/20	Samford	Bright	Williams	Shenker	Moore	Woley	Bliss	Ward	Howell	Ware	Miller
4/21	Jacksonville State	Barnett	Dyal	Miller	Moore	Woley	Bliss	Ward	Howell	Williams	Hill
4/23	Florida*	Owen	Williams	Miller	Moore	Woley	Bliss	Ward	Howell	Ware	Hill
4/24	Florida*	Fitts	Dyal	Miller	Moore	Woley	Bliss	Ward	Howell	Williams	Hill
4/25	Florida*	Glavine	Williams	Miller	Moore	Woley	Bliss	Brown	Howell	Ware	Hill
4/30	at Georgia*	Owen	Williams	Miller	Moore	Woley	Bliss	Ward	Howell	Ware	Hill
5/1	at Georgia*	Fitts	Dyal	Miller	Moore	Woley	Bliss	Ward	Howell	Williams	Hill
5/2	at Georgia*	Bright	Dyal	Miller	Moore	Woley	Bliss	Ward	Howell	Williams	Ware
5/6	LSU*	Owen	Dyal	Miller	Moore	Woley	Bliss	Ward	Howell	Williams	Hill
5/7	LSU*	Bright	Dyal	Miller	Moore	Woley	Bliss	Ward	Howell	Williams	Hill
5/8	LSU*	Fitts	Dyal	Miller	Moore	Woley	Bliss	Ward	Howell	Williams	Hill
5/11	at Samford	Sokol	Dyal	Miller	Farquhar	Woley	Bliss	Ward	Howell	Williams	Ware
5/14	Texas A&M*	Owen	Dyal	Miller	Moore	Woley	Bliss	Ward	Howell	Williams	Hill
5/15	Texas A&M*	Fitts	Dyal	Miller	Moore	Woley	Bliss	Ward	Howell	Williams	Ware
5/16	Texas A&M*	Bright	Dyal	Miller	Moore	Woley	Bliss	Ward	Howell	Williams	Hill
5/18	North Alabama	Sokol	LaRue	Miller	Moore	Woley	Bliss	Williams	Howell	Ware	Hill
5/20	at Missouri*										
5/21	at Missouri*										
5/22	at Missouri*										

\* - SEC Game

## OVERALL STATS



### 2021 Auburn Baseball Overall Statistics for Auburn (as of May 18, 2021) (All games Sorted by Batting avg)



Record: 23-25 Home: 15-14 Away: 7-9 Neutral: 1-2 SEC: 8-19

Player	avg	gp-gs	ab	r	h	2b	3b	hr	rbi	tb	slg%	bb	hp	so	gdp	ob%	sf	sh	sb-att	po	a	e	fld%	
9 Bliss, Ryan	.358	46-46	193	46	69	12	1	13	36	122	.632	23	0	25	5	.424	1	1	5-10	43	120	8	.953	
10 Miller, Tyler	.328	47-47	192	36	63	8	1	16	58	121	.630	15	0	40	4	.371	3	2	3-4	360	11	1	.997	
4 Woley, Rankin	.311	46-46	180	35	56	11	0	9	27	94	.522	22	6	41	1	.398	3	1	1-1	33	88	10	.924	
19 Moore, Brody	.307	45-45	176	24	54	11	0	2	32	71	.403	12	2	23	3	.356	1	0	1-4	70	121	4	.979	
16 Hill, Cam	.273	31-27	99	14	27	5	1	5	22	49	.495	15	0	21	3	.365	1	0	0-0	0	2	0	1.000	
5 Howell, Kason	.256	48-47	160	26	41	11	0	6	25	70	.438	26	8	36	0	.387	0	5	8-12	129	5	1	.993	
8 Ware, Bryson	.256	39-34	129	32	33	5	1	6	26	58	.450	15	3	51	2	.342	2	0	3-4	55	1	0	1.000	
41 Williams, Steven	.253	47-45	170	38	43	9	1	13	36	93	.547	28	1	47	3	.360	1	2	2-3	213	23	1	.996	
1 Ward, Judd	.214	41-40	145	28	31	5	2	4	17	52	.359	18	4	33	3	.314	2	0	0-1	62	2	1	.985	
-----																								
47 Farquhar, Garrett	.370	17-4	27	7	10	3	0	0	5	13	.481	3	1	6	0	.452	0	1	1-1	8	14	1	.957	
2 Hall, Josh	.326	20-10	43	10	14	2	2	0	9	20	.465	3	0	11	0	.347	3	1	5-6	25	1	1	.963	
7 Foster, Cole	.318	13-4	22	5	7	3	0	0	1	10	.455	3	2	8	0	.444	0	0	0-0	3	8	1	.917	
3 Brown, Brayton	.200	16-4	25	7	5	1	0	2	8	12	.480	4	1	11	1	.333	0	1	0-0	7	0	1	.875	
6 Peirce, Bobby	.200	8-2	15	3	3	1	0	0	4	4	.267	1	1	5	1	.294	0	0	0-0	1	0	0	1.000	
28 LaRue, Nate	.192	13-8	26	5	5	1	0	2	4	12	.462	5	0	7	1	.313	1	0	0-0	70	4	0	1.000	
34 Shenker, John Sam	.190	12-3	21	3	4	1	0	0	2	5	.238	2	1	10	1	.292	0	0	0-0	24	1	0	1.000	
17 Dyal, Ryan	.185	28-20	65	16	12	2	0	3	7	23	.354	20	1	22	2	.384	0	1	1-1	173	11	1	.995	
Totals	.283	48	1688	335	477	91	9	81	319	829	.491	215	31	397	30	.370	18	15	30-47	1288	450	42	.976	
Opponents	.260	48	1643	281	427	70	6	54	254	671	.408	186	46	418	40	.348	21	9	36-47	1273	403	49	.972	

LOB - Team (362), Opp (336). DPs turned - Team (50), Opp (36). CI - Team (0), Opp (3). IBB - Team (11), Williams, S. 4, Miller, T. 3, Woley, R. 2, Hill, C. 1, Ward, J. 1, Opp (6). Picked off - Hill, C. 1, Hall, J. 1, Foster, C. 1, Moore, B. 1.

### (All games Sorted by Earned run avg)

Player	era	w-l	app	gs	cg	sho	sv	ip	h	r	er	bb	so	2b	3b	hr	b/avg	wp	hp	bk	sfa	sha
20 Greenhill, Cody	3.35	3-0	12	8	0	0/1	1	48.1	39	22	18	14	42	6	0	7	.220	5	2	1	1	2
18 Barnett, Mason	4.72	2-3	15	6	0	0/1	1	40.0	37	25	21	20	43	9	0	3	.255	4	8	1	5	2
44 Owen, Jack	5.62	1-4	9	7	0	0/0	0	41.2	51	26	26	9	35	8	0	4	.302	3	5	1	2	0
45 Gonzalez, Joseph	6.37	2-3	19	5	0	0/1	0	41.0	49	30	29	10	30	8	1	2	.292	5	5	1	1	0
43 Fitts, Richard	7.29	0-3	12	7	0	0/0	1	33.1	37	31	27	15	34	7	1	10	.278	1	0	0	3	0
21 Bright, Trace	7.49	4-4	18	10	0	0/0	0	45.2	48	42	38	18	41	9	1	10	.270	0	4	0	1	0
-----																						
40 Burkhalter, Blake	1.86	1-0	16	0	0	0/2	0	19.1	13	5	4	16	26	1	0	3	.183	3	3	0	0	0
26 Mullins, Hayden	2.38	2-0	7	0	0	0/1	0	11.1	10	4	3	4	19	0	0	0	.222	3	1	0	0	0
33 Morrison, Will	2.50	1-0	15	0	0	0/0	1	18.0	16	6	5	8	13	3	0	1	.246	1	3	0	2	1
32 Swilling, Carson	2.96	1-2	19	0	0	0/1	2	27.1	23	13	9	14	31	2	1	1	.228	5	3	0	1	1
23 Glavine, Peyton	4.18	1-2	14	2	0	0/1	0	28.0	21	14	13	8	27	4	0	4	.208	0	2	0	0	1
29 Skipper, Carson	4.32	2-2	17	0	0	0/1	1	25.0	24	14	12	7	30	4	0	4	.242	5	3	0	1	0
36 Sokol, Jack	5.40	1-1	5	3	0	0/1	0	11.2	8	7	7	11	9	5	0	1	.222	0	0	0	0	1
27 Thomas, Seb	6.08	0-1	10	0	0	0/1	0	13.1	13	9	9	6	10	2	0	1	.277	0	2	0	1	1
14 Fuller, Brooks	7.79	0-0	15	0	0	0/0	0	17.1	22	16	15	15	19	0	1	2	.306	6	3	0	2	0
28 LaRue, Nate	9.00	0-0	1	0	0	0/0	0	1.0	2	1	1	0	1	0	0	1	.500	0	0	0	0	0
16 Hill, Cam	19.29	2-0	10	0	0	0/0	0	7.0	14	16	15	11	8	2	1	0	.438	2	2	0	1	0
Totals	5.28	23-25	48	48	0	3/3	7	429.1	427	281	252	186	418	70	6	54	.260	43	46	4	21	9
Opponents	6.19	25-23	48	48	0	2/2	10	424.1	477	335	292	215	397	91	9	81	.283	55	31	4	18	15

PB - Team (9), Dyal, R. 4, Williams, S. 3, LaRue, N. 2, Opp (4). Pickoffs - Team (3), LaRue, N. 1, Gonzalez, J. 1, Burkhalter 1, Opp (4). SBA/ATT - Dyal, R. (22-25), Williams, S. (11-15), Fitts, R. (8-10), Gonzalez, J. (5-6), Sokol, J. (3-5), Swilling, C. (4-5), Owen, J. (4-5), LaRue, N. (3-5), Greenhill, C (3-3), Barnett, M. (0-3), Bright, T. (1-2), Glavine, P. (2-2), Morrison, W. (2-2), Mullins, H. (2-2), Skipper, C. (1-1), Burkhalter (1-1).

**SEC STATS**



**2021 Auburn Baseball  
Conference statistics for Auburn (as of May 16, 2021)  
(SEC games only Sorted by Batting avg)**



Record: 8-19 Home: 4-11 Away: 4-8 SEC: 8-19

Player	avg	gp-gs	ab	r	h	2b	3b	hr	rbi	tb	slg%	bb	hp	so	gdp	ob%	sf	sh	sb-att	po	a	e	fld%	
9 Bliss, Ryan	.359	27-27	117	28	42	7	0	9	23	76	.650	14	0	16	3	.424	1	0	2-5	23	73	5	.950	
19 Moore, Brody	.311	27-27	106	9	33	6	0	1	12	42	.396	4	2	17	0	.348	0	0	1-2	42	77	2	.983	
4 Woley, Rankin	.308	27-27	104	13	32	4	0	4	12	48	.462	13	3	20	1	.393	2	1	0-0	21	50	5	.934	
10 Miller, Tyler	.273	27-27	110	15	30	5	0	8	26	59	.536	11	0	29	2	.336	1	2	1-2	228	4	0	1.000	
16 Hill, Cam	.246	20-18	61	8	15	4	0	3	6	28	.459	9	0	13	3	.343	0	0	0-0	0	1	0	1.000	
5 Howell, Kason	.244	27-27	90	13	22	6	0	4	12	40	.444	10	6	24	0	.358	0	4	2-4	78	2	1	.988	
41 Williams, Steven	.242	26-25	95	19	23	3	1	8	16	52	.547	11	0	30	1	.321	0	2	2-3	113	12	1	.992	
17 Dyal, Ryan	.209	19-14	43	12	9	1	0	3	7	19	.442	12	1	16	2	.393	0	0	0-0	112	9	1	.992	
8 Ware, Bryson	.203	20-15	59	9	12	1	0	3	7	22	.373	5	1	26	1	.273	1	0	0-0	20	0	0	1.000	
1 Ward, Judd	.192	27-26	99	14	19	3	1	2	10	30	.303	7	4	25	3	.273	0	0	0-1	43	1	1	.978	
-----																								
34 Shenker, John Sam	.375	4-1	8	1	3	1	0	0	1	4	.500	0	0	3	0	.375	0	0	0-0	4	0	0	1.000	
6 Peirce, Bobby	.333	2-1	3	0	1	0	0	0	1	1	.333	0	0	0	0	.333	0	0	0-0	0	0	0	.000	
7 Foster, Cole	.300	5-2	10	1	3	2	0	0	0	5	.500	0	1	4	0	.364	0	0	0-0	0	3	0	1.000	
47 Farquhar, Garrett	.222	7-0	9	2	2	0	0	0	1	2	.222	0	0	1	0	.222	0	0	0-0	0	2	0	1.000	
3 Brown, Brayton	.182	6-2	11	3	2	0	0	1	5	5	.455	1	1	5	1	.308	0	0	0-0	3	0	1	.750	
2 Hall, Josh	.100	8-1	10	2	1	0	0	0	3	1	.100	0	0	6	0	.083	2	1	1-1	5	0	0	1.000	
28 LaRue, Nate	.000	5-3	9	1	0	0	0	0	1	0	.000	3	0	4	0	.231	1	0	0-0	21	0	0	1.000	
Totals	.264	27	944	150	249	43	2	46	143	434	.460	100	19	239	17	.344	8	10	9-18	719	256	25	.975	
Opponents	.284	27	947	187	269	46	4	33	167	422	.446	110	33	223	22	.373	15	7	26-30	731	227	24	.976	

LOB - Team (202), Opp (206). DPs turned - Team (27), Opp (21). CI - Team (0), Opp (2). IBB - Team (8), Miller, T. 3, Williams, S. 2, Woley, R. 2, Ward, J. 1, Opp (5). Picked off - Moore, B. 1, Hill, C. 1, Foster, C. 1.

**(SEC games only Sorted by Earned run avg)**

Player	era	w-l	app	gs	cg	sho	sv	ip	h	r	er	bb	so	2b	3b	hr	b/avg	wp	hp	bk	sfa	sha		
20 Greenhill, Cody	4.09	1-0	8	5	0	0/0	0	33.0	30	18	15	9	27	3	0	6	.242	3	1	0	1	2		
44 Owen, Jack	5.62	1-4	9	7	0	0/0	0	41.2	51	26	26	9	35	8	0	4	.302	3	5	1	2	0		
29 Skipper, Carson	5.89	2-2	11	0	0	0/0	1	18.1	20	14	12	6	22	4	0	4	.267	5	3	0	1	0		
18 Barnett, Mason	8.44	0-3	10	2	0	0/0	1	21.1	28	23	20	12	25	8	0	3	.329	4	6	1	4	2		
45 Gonzalez, Joseph	8.89	2-3	11	4	0	0/0	0	26.1	36	27	26	9	15	6	1	2	.327	5	5	0	1	0		
21 Bright, Trace	10.98	1-3	10	4	0	0/0	0	19.2	28	27	24	12	19	7	1	5	.333	0	3	0	1	0		
-----																								
36 Sokol, Jack	0.00	0-0	2	0	0	0/0	0	1.2	0	0	0	1	1	0	0	0	.000	0	0	0	0	1		
40 Burkhalter, Blake	1.50	0-0	7	0	0	0/0	0	6.0	2	1	1	7	7	0	0	1	.105	3	1	0	0	0		
27 Thomas, Seb	2.45	0-0	2	0	0	0/0	0	3.2	2	1	1	2	1	0	0	0	.154	0	0	0	0	0		
33 Morrison, Will	2.57	1-0	11	0	0	0/0	1	14.0	11	5	4	6	10	2	0	0	.220	0	3	0	1	1		
23 Glavine, Peyton	3.95	0-1	7	1	0	0/0	0	13.2	12	7	6	4	14	2	0	3	.231	0	1	0	0	0		
32 Swilling, Carson	4.50	0-2	12	0	0	0/0	2	16.0	19	12	8	13	19	1	1	0	.306	5	3	0	1	1		
14 Fuller, Brooks	4.50	0-0	6	0	0	0/0	0	6.0	6	3	3	6	6	0	0	1	.261	2	1	0	0	0		
43 Fitts, Richard	7.94	0-1	8	4	0	0/0	0	17.0	20	18	15	10	21	5	1	4	.286	0	0	0	3	0		
16 Hill, Cam	18.00	0-0	2	0	0	0/0	0	1.0	2	3	2	3	1	0	0	0	.400	0	0	0	0	0		
26 Mullins, Hayden	54.00	0-0	1	0	0	0/0	0	0.1	2	2	2	1	0	0	0	0	.667	2	1	0	0	0		
Totals	6.20	8-19	27	27	0	0/0	5	239.2	269	187	165	110	223	46	4	33	.284	32	33	2	15	7		
Opponents	4.88	19-8	27	27	0	2/2	9	243.2	249	150	132	100	239	43	2	46	.264	22	19	2	8	10		

PB - Team (5), Dyal, R. 4, Williams, S. 1, Opp (2). Pickoffs - Team (1), Burkhalter 1, Opp (3). SBA/ATT - Dyal, R. (16-18), Williams, S. (10-11), Fitts, R. (7-8), Owen, J. (4-5), Swilling, C. (3-4), Gonzalez, J. (3-4), Greenhill, C. (3-3), Morrison, W. (2-2), Glavine, P. (2-2), Skipper, C. (1-1), Bright, T. (1-1).

**HITTERS CONFERENCE-ONLY CAREER STATS**

## Bliss, Ryan

Year	avg	gp-gs	ab	r	h	2b	3b	hr	rbi	tb	slg%	bb	hbp	so	qdp	ob%	sf	sh	sb-att	po	a	e	fld%
2019	.288	30-30	111	24	32	4	0	1	17	39	.351	13	2	17	4	.364	3	1	6-7	55	93	4	.974
2021	.359	27-27	117	28	42	7	0	9	23	76	.650	14	0	16	3	.424	1	0	2-5	23	73	5	.950
TOTAL	.325	57-57	228	52	74	11	0	10	40	115	.504	27	2	33	7	.395	4	1	8-12	78	166	9	.964

## Howell, Kason

Year	avg	gp-gs	ab	r	h	2b	3b	hr	rbi	tb	slg%	bb	hbp	so	qdp	ob%	sf	sh	sb-att	po	a	e	fld%
2019	.238	29-29	105	11	25	5	0	0	8	30	.286	7	4	29	2	.310	0	2	4-5	81	1	1	.988
2021	.244	27-27	90	13	22	6	0	4	12	40	.444	10	6	24	0	.358	0	4	2-4	78	2	1	.988
TOTAL	.241	56-56	195	24	47	11	0	4	20	70	.359	17	10	53	2	.333	0	6	6-9	159	3	2	.988

## Moore, Brody

Year	avg	gp-gs	ab	r	h	2b	3b	hr	rbi	tb	slg%	bb	hbp	so	qdp	ob%	sf	sh	sb-att	po	a	e	fld%
2019	.235	7-2	17	2	4	0	0	0	1	4	.235	0	0	4	2	.235	0	0	0-1	9	3	0	1.000
2021	.311	27-27	106	9	33	6	0	1	12	42	.396	4	2	17	0	.348	0	0	1-2	42	77	2	.983
TOTAL	.301	34-29	123	11	37	6	0	1	13	46	.374	4	2	21	2	.333	0	0	1-3	51	80	2	.985

## Ward, Judd

Year	avg	gp-gs	ab	r	h	2b	3b	hr	rbi	tb	slg%	bb	hbp	so	qdp	ob%	sf	sh	sb-att	po	a	e	fld%
2018	.195	18-12	41	5	8	1	1	0	3	11	.268	7	1	7	0	.327	0	1	0-1	37	1	0	1.000
2019	.286	30-30	119	15	34	7	0	2	14	47	.395	13	2	27	0	.366	0	4	1-1	72	5	3	.963
2021	.192	27-26	99	14	19	3	1	2	10	30	.303	7	4	25	3	.273	0	0	0-1	43	1	1	.978
TOTAL	.236	75-68	259	34	61	11	2	4	27	88	.340	27	7	59	3	.324	0	5	1-3	152	7	4	.975

## Williams, Steven

Year	avg	gp-gs	ab	r	h	2b	3b	hr	rbi	tb	slg%	bb	hbp	so	qdp	ob%	sf	sh	sb-att	po	a	e	fld%
2018	.255	30-30	106	23	27	0	0	6	20	45	.425	25	2	22	1	.403	1	0	1-1	54	4	2	.967
2019	.190	30-30	105	12	20	2	1	3	9	33	.314	15	1	32	1	.293	2	2	1-1	57	3	2	.968
2021	.242	26-25	95	19	23	3	1	8	16	52	.547	11	0	30	1	.321	0	2	2-3	113	12	1	.992
TOTAL	.229	86-85	306	54	70	5	2	17	45	130	.425	51	3	84	3	.342	3	4	4-5	224	19	5	.980

## Woley, Rankin

Year	avg	gp-gs	ab	r	h	2b	3b	hr	rbi	tb	slg%	bb	hbp	so	qdp	ob%	sf	sh	sb-att	po	a	e	fld%
2019	.231	29-29	117	9	27	4	0	2	13	37	.316	6	2	28	3	.280	0	0	1-1	231	20	0	1.000
2021	.308	27-27	104	13	32	4	0	4	12	48	.462	13	3	20	1	.393	2	1	0-0	21	50	5	.934
TOTAL	.267	56-56	221	22	59	8	0	6	25	85	.385	19	5	48	4	.336	2	1	1-1	252	70	5	.985

**PITCHERS CONFERENCE-ONLY CAREER STATS**

Fitts, Richard

Year	era	w-l	app	qs	cq	sho	sv	ip	h	r	er	bb	so	2b	3b	hr	bf	bavg	wp	hbp	bk	sfa	sha
2019	7.88	2-3	9	5	0	0/0	0	24.0	38	21	21	6	17	6	0	5	111	.362	4	0	0	0	0
2021	7.94	0-1	8	4	0	0/0	0	17.0	20	18	15	10	21	5	1	4	83	.286	0	0	0	3	0
TOTAL	7.90	2-4	17	9	0	0/0	0	41.0	58	39	36	16	38	11	1	9	194	.331	4	0	0	3	0

Fuller, Brooks

Year	era	w-l	app	qs	cq	sho	sv	ip	h	r	er	bb	so	2b	3b	hr	bf	bavg	wp	hbp	bk	sfa	sha
2019	3.82	2-2	11	6	0	0/1	1	33.0	29	17	14	23	30	3	1	4	151	.238	6	2	0	1	3
2021	4.50	0-0	6	0	0	0/0	0	6.0	6	3	3	6	6	0	0	1	30	.261	2	1	0	0	0
TOTAL	3.92	2-2	17	6	0	0/1	1	39.0	35	20	17	29	36	3	1	5	181	.241	8	3	0	1	3

Glavine, Peyton

Year	era	w-l	app	qs	cq	sho	sv	ip	h	r	er	bb	so	2b	3b	hr	bf	bavg	wp	hbp	bk	sfa	sha
2018	0.00	0-0	1	0	0	0/0	0	0.1	1	0	0	0	1	0	0	0	2	.500	0	0	0	0	0
2019	9.00	0-0	3	0	0	0/0	0	2.0	4	2	2	4	2	0	0	0	14	.400	0	0	0	0	0
2021	3.95	0-1	7	1	0	0/0	0	13.2	12	7	6	4	14	2	0	3	57	.231	0	1	0	0	0
TOTAL	4.50	0-1	11	1	0	0/0	0	16.0	17	9	8	8	17	2	0	3	73	.266	0	1	0	0	0

Greenhill, Cody

Year	era	w-l	app	qs	cq	sho	sv	ip	h	r	er	bb	so	2b	3b	hr	bf	bavg	wp	hbp	bk	sfa	sha
2018	2.42	2-2	8	0	0	0/1	2	26.0	24	9	7	9	24	6	0	2	110	.245	1	2	0	0	1
2019	3.28	2-2	16	0	0	0/2	7	35.2	34	16	13	10	30	7	1	2	155	.248	3	5	0	2	1
2021	4.09	1-0	8	5	0	0/0	0	33.0	30	18	15	9	27	3	0	6	137	.242	3	1	0	1	2
TOTAL	3.33	5-4	32	5	0	0/3	9	94.2	88	43	35	28	81	16	1	10	402	.245	7	8	0	3	4

Morrison, Will

Year	era	w-l	app	qs	cq	sho	sv	ip	h	r	er	bb	so	2b	3b	hr	bf	bavg	wp	hbp	bk	sfa	sha
2019	2.45	0-0	10	0	0	0/0	0	11.0	10	3	3	2	6	3	0	1	42	.263	0	1	0	1	0
2021	2.57	1-0	11	0	0	0/0	1	14.0	11	5	4	6	10	2	0	0	61	.220	0	3	0	1	1
TOTAL	2.52	1-0	21	0	0	0/0	1	25.0	21	8	7	8	16	5	0	1	103	.239	0	4	0	2	1

Owen, Jack

Year	era	w-l	app	qs	cq	sho	sv	ip	h	r	er	bb	so	2b	3b	hr	bf	bavg	wp	hbp	bk	sfa	sha
2018	18.00	0-0	3	0	0	0/0	0	2.0	3	4	4	3	2	0	0	0	11	.375	0	0	0	0	0
2019	4.81	1-2	6	4	0	0/0	0	24.1	25	13	13	6	17	3	0	2	103	.266	1	2	0	1	0
2021	5.62	1-4	9	7	0	0/0	0	41.2	51	26	26	9	35	8	0	4	185	.302	3	5	1	2	0
TOTAL	5.69	2-6	18	11	0	0/0	0	68.0	79	43	43	18	54	11	0	6	299	.292	4	7	1	3	0

Skipper, Carson

Year	era	w-l	app	qs	cq	sho	sv	ip	h	r	er	bb	so	2b	3b	hr	bf	bavg	wp	hbp	bk	sfa	sha
2019	16.20	0-2	7	3	0	0/0	0	10.0	21	20	18	12	8	4	2	3	63	.412	1	0	1	0	0
2021	5.89	2-2	11	0	0	0/0	1	18.1	20	14	12	6	22	4	0	4	85	.267	5	3	0	1	0
TOTAL	9.53	2-4	18	3	0	0/0	1	28.1	41	34	30	18	30	8	2	7	148	.325	6	3	1	1	0

**THE ROAD TO HOOVER**

**2021 SEC BASEBALL | WEEK 13**

**The Road To Hoover (through games of May 16)**

Seed	SEC Record	SEC Winning Percentage
1. Arkansas*	19-8	.704
2. Tennessee*	18-9	.667
3. Vanderbilt*	17-9	.654
4. Florida*/Mississippi State*	17-10	.630
5. Florida*/Mississippi State*	17-10	.630
6. Ole Miss*	16-11	.593
7. South Carolina*	15-12	.556
8. Alabama*	12-14	.462
9. Georgia*	12-15	.444
10. LSU	11-16	.407
11. Kentucky*	11-16	.407
12. Auburn	8-19	.296
---		
13. Texas A&M	8-19	.296
14. Missouri	7-20	.259

\*Climched berth

**2021 SEC Tournament**

**Tuesday, May 25**

Game 1	9:30 a.m.	#6 Seed vs. #11 Seed [SEC Network]
Game 2	TBD	#7 Seed vs. #10 Seed [SEC Network]
Game 3	4:30 p.m.	#8 Seed vs. #9 Seed [SEC Network]
Game 4	TBD	#5 Seed vs. #12 Seed [SEC Network]

**Wednesday, May 26**

Game 5	9:30 a.m.	#3 Seed vs. Winner Game 1 [SEC Network]
Game 6	TBD	#2 Seed vs. Winner Game 2 [SEC Network]
Game 7	4:30 p.m.	#1 Seed vs. Winner Game 3 [SEC Network]
Game 8	TBD	#4 Seed vs. Winner Game 4 [SEC Network]

**Thursday, May 27**

Game 9	9:30 a.m.	Loser Game 5 vs. Loser Game 6 [SEC Network]
Game 10	TBD	Loser Game 7 vs. Loser Game 8 [SEC Network]
Game 11	4:30 p.m.	Winner Game 5 vs. Winner Game 6 [SEC Network]
Game 12	TBD	Winner Game 7 vs. Winner Game 8 [SEC Network]

**Friday, May 28**

Game 13	3:00 p.m.	Winner Game 9 vs. Loser Game 11 [SEC Network]
Game 14	TBD	Winner Game 10 vs. Loser Game 12 [SEC Network]

**Saturday, May 29**

Game 15	Noon	Winner Game 13 vs. Winner Game 11 [SEC Network]
Game 16	TBD	Winner Game 14 vs. Winner Game 12 [SEC Network]

**Sunday, May 30**

Game 17	2 p.m.	Winner Game 15 vs. Winner Game 16 [ESPN2]
---------	--------	---

All Times Central

**Seeding**

The two division champions shall be automatically seeded number one and number two based on winning percentage in conference competition. The rest shall be seeded numbers three through 12 based on winning percentage without regard to division. Ties will be broken in the following manner:

1. Two-Team Tie. The following procedure will be used in the following order until the tie is broken:
  - A. Won-lost results of head-to-head competition between the two tied teams.
  - B. If two-teams are divisional opponents:
    - (1) Won-lost percentage within their division (over the 18-game SEC division schedule).
    - (2) Won-lost percentage of the two teams versus the No. 1 team in their division (and proceeding through the No. 7 team, if necessary).
  - C. If two teams are not divisional opponents:
    - (1) Won-lost record of the two teams versus the No. 1 seed using common opponents only (and proceeding through the No. 12 seed, if necessary).
    - (2) Coin flip by the Commissioner

2. Three-Team Tie (or more). The following procedure will be used in the following order until the tie is broken: (Note: If the three tied teams have three different records against each other, they shall be seeded in best-percentage order.) Otherwise, once the tie has been reduced to two teams, the two-team tiebreaker procedure will be used.

- A. If all three teams are common opponents: Total won-lost percentage of games played among the tied teams.
- B. Won-lost percentage of the tied teams versus the No. 1 seed and proceeding through the No. 12 seed, if necessary, using common opponents only.
- C. If three or more teams still are tied, the Commissioner will conduct a draw.




**TV/RADIO ROSTER**




**1** JUDD WARD



**2** JOSH HALL



**3** BRAYTON BROWN



**4** RANKIN WOLEY



**5** KASON HOWELL



**6** BOBBY PEIRCE



**7** COLE FOSTER



**8** BRYSON WARE



**9** RYAN BLISS



**10** TYLER MILLER



**11** KADE SNELL



**13** BEN SCHORR




**14** BROOKS FULLER



**16** CAM HILL



**17** RYAN DYAL



**18** MASON BARNETT



**19** BRODY MOORE



**20** CODY GREENHILL



**21** TRACE BRIGHT




**22** GARRETT WADE



**23** PEYTON GLAVINE



**24** PEYTON SYBRANDT



**26** HAYDEN MULLINS



**28** NATE LARUE



**29** CARSON SKIPPER



**32** CARSON SWILLING




**33** WILL MORRISON



**34** JOHN SAMUEL SHENKER



**36** JACK SOKOL



**40** BLAKE BURKHALTER




**41** STEVEN WILLIAMS



**43** RICHARD FITTS



**44** JACK OWEN



**45** JOSEPH GONZALEZ



**47** GARRETT FARQUHAR



**30** BUTCH THOMPSON



**35** KARL NONEMAKER



**39** GABE GROSS



**15** TIM HUDSON