



2021 AUBURN BASEBALL

AUBURN ATHLETICS COMMUNICATIONS: 392 SOUTH DONAHUE DRIVE || AUBURN, AL 36849 || AUBURNTIGERS.COM || @AUBURN_BASEBALL

2021 SCHEDULE

Day	Date	Opponent	Time/Result
FRI	FEB. 19	PRESBYTERIAN	W, 14-3
SAT	FEB. 20	PRESBYTERIAN	W, 6-1
SUN	FEB. 21	PRESBYTERIAN	W, 2-1 (10)
TUE	FEB. 23	ALABAMA A&M	W, 18-2 (7)
WED	FEB. 24	ALABAMA A&M	W, 33-0
Fri	Feb. 26	vs. #25 Oklahoma	L, 3-4 (10)
Sat	Feb. 27	vs. Baylor	L, 6-12
Sun	Feb. 28	vs. Texas A&M	W, 6-1
TUE	MAR. 2	JACKSONVILLE STATE	PPD
FRI	MAR. 5	#18 BOSTON COLLEGE	L, 2-8
SAT	MAR. 6	#18 BOSTON COLLEGE	W, 16-1
SUN	MAR. 7	#18 BOSTON COLLEGE	L, 9-11 (10)
Tue	Mar. 9	at UAB	W, 6-5
FRI	MAR. 12	LITTLE ROCK	W, 7-0
SAT	MAR. 13	LITTLE ROCK	W, 6-0
SUN	MAR. 14	LITTLE ROCK	L, 6-12
Tue	Mar. 16	at Lipscomb	W, 9-7
Fri	Mar. 19	at #4 Ole Miss*	L, 0-1
Sat	Mar. 20	at #4 Ole Miss*	L, 5-6
Sun	Mar. 21	at #4 Ole Miss*	L, 11-19
Tue	Mar. 23	vs. South Alabama	PPD
FRI	MAR. 26	KENTUCKY*	L, 6-8 (10)
SAT	MAR. 27	KENTUCKY*	L, 6-7
SUN	MAR. 28	KENTUCKY*	L, 4-6
Thu	Apr. 1	at #1 Arkansas*	W, 2-1
Fri	Apr. 2	at #1 Arkansas*	L, 5-6
Sat	Apr. 3	at #1 Arkansas*	L, 5-6 (10)
TUE	APR. 6	KENNESAW STATE	PPD
FRI	APR. 9	#4 MISSISSIPPI STATE*	L, 5-6
SAT	APR. 10	#4 MISSISSIPPI STATE*	L, 2-7
SUN	APR. 11	#4 MISSISSIPPI STATE*	L, 10-19
Tue	Apr. 13	at #20 Georgia Tech	W, 7-3
Thu	Apr. 15	at Alabama*	6 pm
Fri	Apr. 16	at Alabama*	6 pm
Sat	Apr. 17	at Alabama*	1 pm
TUE	APR. 20	SAMFORD	6 PM
WED	APR. 21	JACKSONVILLE STATE	6 PM
FRI	APR. 23	FLORIDA*	6 PM
SAT	APR. 24	FLORIDA*	11 PM
SUN	APR. 25	FLORIDA*	1 PM
Thu	Apr. 29	at Georgia*	6 pm
Fri	Apr. 30	at Georgia*	6 pm
Sat	May 1	at Georgia*	11 am
TUE	MAY 4	UAB	6 PM
THU	MAY 6	LSU*	6:30 PM
FRI	MAY 7	LSU*	7 PM
SAT	MAY 8	LSU*	2 PM
Tue	May 11	at Samford	6 pm
FRI	MAY 14	TEXAS A&M*	6 PM
SAT	MAY 15	TEXAS A&M*	2 PM
SUN	MAY 16	TEXAS A&M*	1 PM
TUE	MAY 18	NORTH ALABAMA	6 PM
Thu	May 20	at Missouri*	TBA
Fri	May 21	at Missouri*	TBA
Sat	May 22	at Missouri*	TBA

POSTSEASON

May 25-30	SEC Tournament	TBA
June 4-7	NCAA Regionals	TBA
June 11-14	NCAA Super Regionals	TBA
June 19-30	NCAA College World Series	TBA

Home games in **BOLD CAPS**

All home games at Plainsman Park | All times central



GAMES 30-32

TUSCALOOSA, ALA. (Sewell-Thomas Stadium)



AUBURN TIGERS (13-16, 1-11 SEC)

Head Coach: Butch Thompson (Birmingham-Southern, 1992)

Career Record: 206-152 (7th season) | Record at Auburn: 167-131 (6th season)

at



ALABAMA CRIMSON TIDE (20-12, 5-7 SEC)

Head Coach: Brad Bohannon (Berry, 1998)

Career Record: 93-68 (4th season) | Record at UA: 93-68 (4th season)

» QUICK HITTERS

- Auburn is 5-1 and has outscored the Crimson Tide 72-25 in its last two series.
- The Tigers swept Alabama for the first time since 1976 in its last trip to Tuscaloosa in 2018.
- Cody Greenhill is 2-0 with a 1.50 ERA and .173 average against in his last five starts.
- The Tigers will use the same starting rotation for the third straight weekend for the first time.
- Auburn has homered in seven straight games with two or more home runs in five contests.
- The seven-game home run streak is the team's longest since homering in nine straight in 2018.
- Ryan Bliss has a hit in 11 of the first 12 SEC games, including multiple hits in eight contests.
- Auburn leads the country with 35 double plays and has turned a double play in eight straight contests, including two or more in five games during the span.
- The Tigers are 13-3 when outhitting opponents and 0-11 when allowing more hits this season.
- Auburn trails the all-time series, 134-163, against Alabama but is 9-7 against the Crimson Tide under head coach Butch Thompson.

PITCHING MATCHUP

AUBURN

ALABAMA

THU SR RHP Cody Greenhill	(3-0, 1.83)	vs.	JR RHP Tyler Ras	(5-1, 3.45)
FRI SR LHP Jack Owen	(0-2, 9.53)	vs.	JR RHP Dylan Smith	(0-3, 2.58)
SAT FR RHP Joseph Gonzalez	(0-3, 8.57)	vs.	SO LHP Connor Prielipp	(1-0, 0.00)

GAME INFO

Date: Thursday-Saturday, Apr. 15-17, 2021
Game Time: 6 p.m. / 6 p.m. / 4 p.m.
Site: Tuscaloosa, Ala. / Sewell-Thomas Stadium (5,867)
TV: SEC Network (Thu) / SEC Network+ (Fri-Sat)
Talent (Thu): Tom Hart (pxp), Kyle Peterson (color)
Talent (Fri): Eli Gold (pxp), Lance Cormier (color)
Talent (Sat): Josh Caray (pxp), Lance Cormier (color)
Radio: 93.9/95.9 FM | AuburnTigers.com | TuneIn
Talent: Andy Burcham, Brad Law
Live Stats: StatBroadcast.com
Twitter Updates: @AuburnBaseball
Postgame Recap: AuburnTigers.com
Series History: Auburn trails, 134-163
Auburn: Auburn leads, 61-56
Tuscaloosa: Auburn trails, 49-76
Neutral: Auburn trails, 23-28
Last Meeting: Auburn 17, Alabama 7 (5/5/19)

AUBURN

13-16, 1-11 SEC

Team Leaders

Batting Average: JR IF **Ryan Bliss** (.362)
Runs: SO OF/IF **Bryson Ware** (28)
2B: GR IF **Rankin Woley** (8)
HR: JR IF **Tyler Miller** (9)
RBI: JR IF **Tyler Miller** (38)
Stolen Bases: JR OF **Kason Howell** (5-7)

ALABAMA

20-12, 5-7 SEC

Team Leaders

Batting Average: SO IF **Zane Denton** (.346)
Runs: SO UTL **Peyton Wilson** (31)
2B: Two tied (8)
HR: Three tied (8)
RBI: R-JR C **Sam Praytor** (27)
Stolen Bases: SO UTL **Peyton Wilson** (9-10)

POTENTIAL STARTING LINEUP

Pos.	#	Player	AVG	AB	R	H	2B	3B	HR	RBI	SB-SBA	BB
C	41	Steven Williams	.240	100	21	24	7	0	5	21	0-1	16
1B	10	Tyler Miller	.343	108	23	37	4	1	9	38	3-4	12
2B	19	Brody Moore	.318	110	19	35	5	0	2	23	0-2	10
3B	4	Rankin Woley	.315	108	21	34	8	0	3	13	1-1	9
SS	9	Ryan Bliss	.362	116	24	42	4	0	8	20	4-6	10
LF	1	Judd Ward	.238	84	17	20	2	0	3	10	0-1	11
CF	5	Kason Howell	.247	93	14	23	4	0	3	15	5-7	19
RF	8	Bryson Ware	.291	86	28	25	4	1	5	20	3-4	13
DH	16	Cam Hill	.269	52	9	14	1	1	4	18	0-0	7

AUBURN'S RECORD WHEN...

	2021	Under Thompson
Overall	13-16	167-131
SEC	1-11	54-77
Non-Conference	12-5	101-44
Postseason	0-0	15-13
Home	8-9	114-58
Away	4-5	37-56
Neutral	1-2	14-15
Current streak	W1	W1
Last 5 games	1-4	1-4
Last 10 games	2-8	2-8
Situational:		
AU scores first	12-5	113-43
Opp. scores first	1-11	54-88
AU scores 4+ runs	11-12	152-56
AU scores 3 runs or less	2-4	15-75
AU leads after 7 innings	10-3	136-13
8 innings	11-3	156-12
AU trails after 7 innings	1-10	12-98
8 innings	0-12	4-105
Game tied after 7 innings	1-3	16-17
8 innings	1-1	3-10
Extra Innings	1-4	7-14
1-run games	3-7	32-36
2-run games	1-3	18-11
3-run games	0-0	18-16
Games decided by 5+ runs	8-6	83-41
vs. LH Starter	4-6	52-40
vs. RH Starter	9-10	115-91
More hits than opponent	13-3	127-23
Fewer hits than opponent	0-11	25-98
Hits are tied	0-2	13-11
AU has 10+ hits	7-9	102-50
Opp. has 10+ hits	0-11	38-81
Hit a home run	9-13	107-50
Opp. hits a home run	5-11	66-81
AU quality start	3-1	57-19
Opp. quality start	3-5	22-52
AU commits no errors	6-2	73-31
Opp. commits no error	3-8	42-66
By Day:		
Sunday	2-4	26-25
Monday	0-0	1-2
Tuesday	4-0	35-15
Wednesday	1-0	13-5
Thursday	1-0	6-11
Friday	2-6	40-30
Saturday	3-6	43-41
Day Games (first pitch before 6 p.m.)	10-11	102-71
Night Games (first pitch after 6 p.m.)	3-5	65-60
Doubleheaders	0-2	20-12
By Month:		
February	6-2	41-12
March	5-9	61-35
April	2-5	33-41
May	0-0	21-35
June	0-0	10-7
By Jersey:		
White	1-3	49-28
Blue	5-4	30-25
Orange	2-4	36-27
Gray	2-2	18-32
Pinstripes	3-3	24-17
Cream Throwback	0-0	8-2

UNIVERSITY INFORMATION

Location	Auburn, Ala.
Enrollment	30,440
Founded	October 1, 1856
Nickname	Tigers
Colors	Burnt Orange and Navy Blue
President	Dr. Jay Gogue
Athletics Director	Allen Greene
Conference	Southeastern (SEC West)
Stadium / Capacity	Samford Stadium-Hitchcock Field at Plainsman Park / 4,096
Ticket Office Phone	855-282-2010

BASEBALL COACHING / SUPPORT STAFF

Head Coach	Butch Thompson (Birmingham-Southern, 1992)
Record at Auburn / Seasons	167-131 (.559) / 6th
Career Coaching Record / Seasons	206-152 (.574) / 7th
Assistant Coach	Karl Nonemaker (Vanderbilt, 2002)
Assistant Coach	Gabe Gross (Auburn, 2012)
Volunteer Assistant	Tim Hudson (Auburn)
Student Assistant	Dan Gamache (Auburn)
Director of Operations	Greg Drye (Southern Miss, 1998)
Player Development & Data Analyst	Blake Logan (Auburn, 2017)
Athletic Trainer	Anthony Sandersen (South Dakota State, 2004)
Strength & Conditioning	Chris Joyner (Minnesota State - Mankato, 2001)

PROGRAM HISTORY

Modern Era Program Record (since 1949)	1,976-1,364-4 (.592)
College World Series Appearances / Last	5 / 2019
College World Series Record	3-10 (.231)
NCAA Regional Appearances/ Last	22 / 2019
NCAA Regional Record	51-45 (.531)
NCAA Super Regional Appearances / Last	3 / 2019
NCAA Super Regional Record	3-5 (.375)
Last Postseason Opponent	Louisville / 2019 College World Series
Result	Lost, 5-3

POSTSEASON HISTORY

College World Series Appearances: 5 (1967, 1976, 1994, 1997, 2019)

Super Regional Appearances: 3 (1999, 2018, 2019)

NCAA Regional Appearances: 22 (1963, 1967, 1976, 1978, 1987, 1989, 1993-95, 1997-2003, 2005, 2010, 2015, 2017, 2018, 2019)

NCAA Regional Titles: 7 (1967, 1976, 1994, 1997, 1999, 2018, 2019)

MEDIA RELATIONS

Baseball Contact: George Nunnelley, Asst. Director - Athletics Comm.
Cell: 502-609-9982
Email: gnunnelley@auburn.edu
Twitter: @gnunnelley
Associate AD: Kirk Sampson

2021 AUBURN BASEBALL ROSTER

No.	Name	Pos.	Cl.	B/T	Ht.	Wt.	Exp.	Hometown (Previous School)
1	Judd Ward	OF	Sr.	L/R	6-1	195	3L	Russellville, Ala. (Russellville)
2	Josh Hall	OF	R-So	L/R	5-9	185	TR	Homewood, Ala. (Ole Miss)
3	Brayton Brown	OF	So.	R/R	5-9	190	1L	Selma, Ala. (Morgan Academy)
4	Rankin Woley	IF	Gr.	R/R	6-0	210	2L	Atlanta, Ga. (Chattahoochee Valley)
5	Kason Howell	OF	Jr.	R/R	6-0	185	2L	Argyle, Texas (Liberty Christian)
6	Bobby Peirce	OF	R-So.	R/R	6-2	195	JC	Scottsdale, Ariz. (South Mountain)
7	Cole Foster	IF	Fr.	S/R	6-1	190	HS	Plano, Texas (Plano Senior)
8	Bryson Ware	IF	So.	R/R	6-2	195	JC	Madison, Miss. (Pearl River)
9	Ryan Bliss	IF	Jr.	R/R	5-9	165	2L	LaGrange, Ga. (Troup)
10	Tyler Miller	IF/OF	Jr.	L/R	6-2	193	1L	Spanish Fort, Ala. (East Mississippi)
11	Kade Snell	LHP	Fr.	L/L	6-1	225	HS	Dothan, Ala. (Wicksburg)
12	Carter Frederick	RHP/OF	Fr.	R/R	6-4	225	HS	Chelsea, Ala. (Chelsea)
13	Ben Schorr	C	Fr.	R/R	6-1	205	HS	Columbus, Ga. (Columbus)
14	Brooks Fuller	LHP	Jr.	L/L	6-2	215	2L	Auburn Ala. (Auburn)
16	Cam Hill	DH/LHP	Fr.	L/L	6-3	210	HS	Madison, Ala. (Bob Jones)
17	Ryan Dyal	C	R-Fr.	L/R	6-0	190	HS	Senoia, Ga. (East Coweta)
18	Mason Barnett	RHP	So.	R/R	6-1	205	1L	Cartersville, Ga. (Cartersville)
19	Brody Moore	IF/UTL	Jr.	R/R	6-0	185	2L	Oneonta, Ala. (Oneonta)
20	Cody Greenhill	RHP	Sr.	R/R	6-4	216	3L	Russellville, Ala. (Russellville)
21	Trace Bright	RHP	So.	R/R	6-4	185	1L	Montgomery, Ala. (Trinity Presbyterian)
22	Garrett Wade	LHP	Jr.	L/L	6-2	205	2L	Hartselle, Ala. (Hartselle)
23	Peyton Glavine	LHP	R-Jr.	R/L	5-11	176	2L	Alpharetta, Ga. (Blessed Trinity)
24	Peyton Sybrandt	C	Fr.	L/R	6-3	210	HS	Baton Rouge, La. (Episcopal School)
25	Johnny Ceccoli	IF/OF	So.	L/R	6-2	210	1L	Tyler, Texas (All Saints Episcopal)
26	Hayden Mullins	LHP	So.	L/L	6-0	185	1L	Gallatin, Tenn. (Hendersonville)
27	Seb Thomas	RHP	So.	R/R	6-5	250	1L	Brookhaven, Ga. (Marist)
28	Nate LaRue	C	So.	R/R	6-3	210	1L	Mobile, Ala. (McGill-Toolen)
29	Carson Skipper	LHP	Jr.	L/L	6-3	210	2L	Trussville, Ala. (Hewitt-Trussville)
32	Carson Swilling	RHP	Fr.	R/R	6-1	185	HS	Smiths Station, Ala. (Smiths Station)
33	Will Morrison	RHP	R-So.	R/R	6-2	190	1L	Cullman, Ala. (Cullman)
34	John Samuel Shenker	IF	R-Jr.	R/R	6-3	250	1L	Albany, Ga. (Colquitt County)
36	Jack Sokol	RHP	Fr.	R/R	6-4	192	HS	New Albany, Ohio (New Albany)
40	Blake Burkhalter	RHP	So.	R/R	6-0	185	1L	Dothan, Ala. (Northview)
41	Steven Williams	OF	Sr.	L/R	6-3	216	3L	Albany, Ga. (Deerfield-Windsor)
43	Richard Fitts	RHP	Jr.	R/R	6-3	215	2L	Helena, Ala. (Helena)
44	Jack Owen	LHP	Sr.	L/L	6-2	204	3L	Aliso Viejo, Calif. (JSerra)
45	Joseph Gonzalez	RHP	Fr.	R/R	6-4	215	HS	Humacao, P.R. (Leadership Christian Academy)
47	Garrett Farquhar	IF	Sr.	R/R	5-11	185	1L	Hoover, Ala. (Shelton State)

COACHES & STAFF

30	Butch Thompson	Head Coach	Sixth Year
35	Karl Nonemaker	Assistant Coach	Fourth Year
39	Gabe Gross	Assistant Coach	Fourth Year
15	Tim Hudson	Volunteer Assistant Coach	Second Year
	Dan Gamache	Student Assistant Coach	Second Year
	Greg Drye	Director of Operations	Sixth Year
	Anthony Sandersen	Athletic Trainer	Fourth Year
	Blake Logan	Player Development & Data Analyst	Second Year
	Chris Joyner	Strength & Conditioning	Third Year

PRONUNCIATION GUIDE

Johnny CECCOLI	Suh-CO-lee
Ryan DYAL	DIAL
Garrett FARQUHAR	FAR-kwar
KASON Howell	KAY-son
Ben SCHORR	SHORE
John Samuel SHENKER	SHANK-er
Jack SOKOL	SOAK-ull
Peyton SYBRANDT	SIGH-brandt
Rankin WOLEY	WOE-lee

30 BUTCH THOMPSON HEAD COACH

THE AUBURN SKIPPER

- Eight College World Series appearances / 17 postseason appearances
- 2013 National Runner-up (Mississippi State)
- 2001 National Champion (Birmingham-Southern)
- 2014 Baseball America/ABCA National Assistant Coach of the Year
- 2006 FCA Coach of the Year
- Coached 16 pitchers who went on to pitch in the Major Leagues
- Recruited and coached 32 pitchers who were drafted out of college that weren't drafted out of high school

Butch Thompson enters his sixth season at the helm of the program in 2021, posting a record of 154-115 in his first five seasons. He led the program to the first College World Series appearance in 22 years in 2019 and has taken the Tigers to three straight regionals for the first time since 2001-03.

Butch Thompson was named Auburn's head baseball coach on October 22, 2015 and enters his sixth season with the Tigers in 2021.

Thompson, who spent three seasons as an assistant coach and recruiting coordinator at Auburn from 2006-08, returned to The Plains after seven seasons at Mississippi State as both associate head coach and pitching coach.

A native of Amory, Miss., Thompson has coached 30 Division I All-Americans and 39 all-conference performers. He has seen 16 of his former pitchers make their Major League Baseball debuts, including 10 since 2014. Thompson has also turned 32 pitchers who went undrafted out of high school into MLB draft picks.

Thompson had three pitchers drafted in the first 11 rounds in 2014 and five pitchers drafted, including three in the top 10 rounds, in 2013. He added a first-round selection in the 2016 draft, a third-round pick in Keegan Thompson in 2017 and the first No. 1 overall pick in program history in Casey Mize in 2018. With Tanner Burns also going as a supplemental first round pick in 2020, Auburn became one of four programs with a pair of pitchers drafted in the first round in the last three years.

Along with his pitching pedigree, Thompson is also considered one of the top recruiters in the country. Since 2003, he has secured 13 recruiting classes that were ranked in the top 10 by either Baseball America or Perfect Game, including the No. 5 signing class in 2017 and a program record No. 4 class in 2018. His classes signed from 2006-08 at Auburn each ranked in the top 18 nationally, including the No. 5 class in 2008, which included All-American and SEC Player of the Year Hunter Morris.

In 28 years of coaching at the collegiate level, including 19 in the Southeastern Conference, Thompson has coached eight College World Series participants, including leading the Tigers to the program's first trip to the College World Series in 22 years in 2019. Thompson has also coached one national champion and a national runner-up, won nine conference championships and made 17 postseason appearances. He has also served as an assistant under three National Coach of the Year recipients.

Thompson was named the 2006 Fellowship of Christian Athletes SEC Coach of the Year while at Auburn and the 2014 Baseball America and American Baseball Coaches Association (ABCA) National Assistant Coach of the Year while at Mississippi State.

Thompson has returned the Tigers to prominence in five seasons on The Plains as he has guided the team to a 154-115 overall record and three straight NCAA Tournament appearances for the first time since 2001-03, including back-to-back super regionals for the first time in program history. After advancing to the College World Series in 2019 and a winner-take-all game three in the Gainesville Super Regional in 2018, the Tigers have finished each of the last two full seasons ranked as high as No. 8 and No. 9, respectively. It marked the third time in program history the team has finished back-to-back seasons in the top 10.

Entering the 2019 postseason as the No. 2 seed in the Atlanta Regional, Auburn became the only program to sweep a regional on the road in each of the last two seasons before also becoming the first team to defeat North Carolina in a Chapel Hill Super Regional in 2019, punching its ticket to Omaha for the first time since 1997.

In seven seasons at MSU, Thompson made four NCAA regional trips, two Super Regionals, won the SEC Tournament and advanced to the College World Series finishing as NCAA runner-up in 2013. In three of his last four seasons in Starkville, the Bulldogs' staff ERA finished no higher than 3.06. Thompson's 2013 pitching staff was one of two nationally to finish in the top 15 in ERA, strikeouts per nine



innings and hits allowed per nine innings.

In addition to his experience at Auburn and Mississippi State, Thompson also spent four seasons at Georgia from 2002-05, including a trip to the College World Series in 2004. While there, he guided the development of future Major Leaguers Josh Fields, Mitchell Boggs and Brooks Brown.

Thompson launched his coaching career as pitching coach and top assistant at Huntingdon College (Ala.) in 1993, before returning to his alma mater in Birmingham, where he helped lead the Panthers to back-to-back Southern States Conference Championships and in 1995 coached BSC to its first NAIA World Series berth.

Thompson left BSC briefly to serve as head coach at Jefferson State Community College in Birmingham in 1997. While at JSCC, he was honored as the Regional Tournament Coach of the Year, the ABCA Alabama Junior College Coach of the Year and the Southeast Region Coach of the Year after guiding JSCC to a 39-21 mark, the AJCAA Region 22 State Championship and a third-place finish in the NJCAA Division II World Series.

He returned to Birmingham-Southern as top assistant the following season, beginning a four-year run during the most successful span in BSC baseball history. The Panthers won 196 games and four TranSouth Conference Championships and made three-consecutive appearances in the NAIA World Series. BSC's 2001 team posted a school-best 55-11 mark and captured the NAIA National Championship.

In 2002, Thompson joined the SEC baseball coaching fraternity as a pitching coach and recruiting coordinator at Georgia and has been a part of the league for the past 17 seasons.

Thompson currently serves as the large-school representative for the Alabama Baseball Coaches Association and is an All-American committee member representing the South region for the ABCA.

Thompson prepped at Amory (Miss.) High School and later starred as a pitcher at Itawamba (Miss.) Community College from 1989-90. On Oct. 25, 2014, Thompson was inducted into the ICC Athletic Hall of Fame.

He earned a Bachelor's Degree in History at BSC in 1992 and completed a Master's Degree in Sports Administration at UAB in 1996. He is married to the former Robin Ashe of Birmingham, Ala., and they are the parents of three daughters --- Anna, Olivia and Madelyn Gail.

NATIONAL POLLS

NEWS & NOTES

BASEBALL AMERICA

Apr. 12

1. Arkansas*
2. Louisville
3. Mississippi State*
4. Texas
5. Tennessee
6. Vanderbilt
7. Notre Dame
8. East Carolina
9. Ole Miss*
10. South Carolina
11. Texas Tech
12. Virginia Tech
13. Arizona
14. Oregon
15. TCU
16. Louisiana Tech
17. Pittsburgh
18. Florida State
19. Florida*
20. Oklahoma State
21. Georgia Tech*
22. Stanford
23. Oregon State
24. Michigan
25. Indiana State

D1 BASEBALL

Apr. 12

1. Arkansas*
2. Vanderbilt
3. Texas
4. Mississippi State*
5. Tennessee
6. Ole Miss*
7. Louisville
8. Texas Tech
9. East Carolina
10. Notre Dame
11. South Carolina
12. TCU
13. Oklahoma State
14. Louisiana Tech
15. Oregon
16. Arizona
17. Virginia Tech
18. Florida*
19. Pittsburgh
20. Stanford
21. Charlotte
22. Old Dominion
23. Indiana State
24. Florida State
25. Michigan

USA TODAY

Apr. 12

1. Arkansas*
2. Vanderbilt
3. Tennessee
4. Mississippi State*
5. Texas
6. Ole Miss*
7. Texas Tech
8. East Carolina
9. Louisville
10. TCU
11. South Carolina
12. Oklahoma State
12. Notre Dame
14. Oregon
15. Louisiana Tech
15. Florida
17. Arizona
18. Stanford
19. Virginia Tech
20. Pittsburgh
21. Georgia Tech*
22. Old Dominion
23. Oregon State
24. Michigan
25. UCLA

NCBWA

Apr. 12

1. Arkansas*
2. Vanderbilt
3. Texas
4. Tennessee
5. Mississippi State*
6. East Carolina
7. Ole Miss*
8. Texas Tech
9. Louisville
10. Oklahoma State
11. Notre Dame
12. TCU
13. Louisiana Tech
14. South Carolina
15. Oregon
16. Florida*
17. Arizona
18. Stanford
19. Pittsburgh
20. Virginia Tech
21. Oregon State
22. Old Dominion
22. UC Santa Barbara
24. Michigan
25. Miami

PERFECT GAME

Apr. 12

1. Arkansas*
2. Texas
3. Tennessee
4. Louisville
5. East Carolina
6. Mississippi State*
7. Vanderbilt
8. Texas Tech
9. South Carolina
10. Ole Miss*
11. Notre Dame
12. TCU
13. Louisiana Tech
14. Arizona
15. Oregon
16. Florida*
17. Stanford
18. Oklahoma State
19. Virginia Tech
20. Georgia Tech*
21. Michigan
22. Indiana State
23. Florida State
24. Indiana
25. Nebraska

COLLEGIATE BASEBALL

Apr. 12

1. Arkansas*
2. Vanderbilt
3. Texas
4. Tennessee
5. South Carolina
6. TCU
7. Louisville
8. Ole Miss*
9. Texas Tech
10. Oklahoma State
11. Mississippi State*
12. East Carolina
13. Arizona
14. Florida*
15. Stanford
16. Notre Dame
17. Oregon
18. Michigan
19. Arizona State
20. Georgia*
21. Pittsburgh
22. Louisiana Tech
23. UCLA
24. Sacramento State
25. U.C. Irvine

AUBURN IN THE POLLS

BA D1 CB NC PG USA

- Pre. NR 23 NR 25 17 NR
 2/22 NR 21 NR 22 17 N/A
 3/1 NR NR NR NR 22 25
 3/8 NR NR NR NR NR NR
 3/15 NR NR NR NR NR NR
 3/22 NR NR NR NR NR NR
 3/29 NR NR NR NR NR NR

BA D1 CB NC PG USA

- 4/5 NR NR NR NR NR NR NR
 4/12 NR NR NR NR NR NR NR

TAKING DOWN THE TIDE

- Auburn is 5-1 and has outscored Alabama 72-25 in its last two series dating back to 2018.
- The Tigers swept Alabama in Tuscaloosa for the first time since 1976 in 2018, outscoring the Crimson Tide 44-10 over three games.
- The win marked Auburn's first series win in Tuscaloosa since 2004. The Tigers haven't beaten Alabama in back-to-back series in Tuscaloosa since 1991-92.
- The 44 runs were the most in a series against Alabama in program history. The Tigers hit .380 in the three games.

THE FINAL STRETCH

- Auburn's first four conference opponents have posted a combined overall record of 98-29 (.772) and league record of 31-17 (.646).
- The Tigers next six SEC foes have a combined overall record of 114-81 (.585) and league record of 26-46 (.361).

TOUGH TESTS

- Tuesday marked Auburn's 10th game against a ranked opponent in the last 13 contests.
- The previous nine games against ranked opponents have been against top-five foes.
- The Tigers have played 14 games against ranked opponents this season and are scheduled to play six more games against opponents ranked in any of the six major polls.

CLOSE, BUT NO CIGAR

- Seven of Auburn's first 12 SEC games have been decided by one run and two more have been decided by two runs.
- The Tigers are 1-6 in one-run games and 1-8 in games decided by two runs or less in league play.

DOUBLE PLAY DUO

- Led by shortstop Ryan Bliss and second baseman Brody Moore up the middle, Auburn leads the country with 35 double plays turned this season.
- The Tigers have turned 15 double plays in the last seven games, including four double plays in the series finale at Arkansas, tying the single-game record and marking the first game with four double plays since 2017.

ANCHORING THE INFIELD

- Auburn infielders Tyler Miller (1B), Brody Moore (2B), Rankin Woley (3B) and Ryan Bliss (SS) have anchored the Auburn infield in 24 consecutive games.
- The quartet has not only led Auburn to the league's third highest fielding percentage with a .977 clip, but also registers as the team's top four hitters, combining for a .335 average this season.
- Miller, Moore, Woley and Bliss have accounted for half of the team's hits (148) to go along with 87 runs and 94 RBI.

ROAD WARRIORS

- This weekend marks Auburn's third road trip in the first five weeks of SEC play and its fourth weekend road trip through nine weeks this season.
- Auburn's two previous SEC road trips were against top five teams in No. 4 Ole Miss and No. 1 Arkansas.

LIKE FATHER, LIKE SON

- Junior infielder Brody Moore is the son of former Auburn and All-SEC shortstop Brandon Moore (1991-94).
- Brody played a key role in Auburn's record setting 33-0 win vs. Alabama A&M earlier this season, going 4-for-6 with two doubles and 7 RBI in the game.
- Brandon also played a key role in the Tigers' previous record setting 32-9 win vs. Troy on Mar. 2, 1994, going 2-for-3 with a double, homer and 3 RBI in the game.
- Both Brandon and Brody played shortstop and hit fifth in the record setting games.
- Brandon hit .332 in four years and 242 games in an Auburn uniform. Brody is a .326 career hitter in parts of three seasons and 58 games.

THE SWITCH UP

- This weekend's rotation of Greenhill, Owen and Gonzalez marks the first time this season Auburn has used the same rotation three straight weekends.
- The Tigers have used 26 different starting lineups through 29 games.

DIGGING THE LONG BALL

- Auburn's 45 homers through 29 games rank eighth in the NCAA and are four shy of the pace the 2010 team that set the single season program record with 131 home runs was on thru 29 games.
- Kason Howell became the 11th player to homer in a game with his first career long ball at Lipscomb on Mar. 16. The Tigers haven't had 11 players homer in a season since 2010.
- Brody Moore became the 10th Auburn player to hit multiple home runs with a solo homer in the series opener at Arkansas.
- The Tigers have homered in 22 games this season with two or more homers in 15 contests.

100 HIT CLUB

- Auburn has four players with 100+ hits in an Auburn uniform - Williams (164), Bliss (141), Ward (134) and Woley (133).
- Auburn and Wake Forest are the only two teams with four players with 100+ hits.
- Both teams have a fifth player approaching 100 career hits as Auburn center fielder Kason Howell has 96 career hits and Wake Forest infielder Michael Turnconi has 94 career hits.

IS T-MILL FOR REAL?

- Tyler Miller reached base in nine straight plate appearances from Feb. 27-Mar. 5, going 8-for-8 with four runs, a double, triple, homer and four RBI during the stretch.
- Miller leads the SEC and ranks 10th in the NCAA with 38 RBI. He also ranks T-4th in the SEC in HR (9) and 6th in slugging (.648).
- The Spanish Fort, Alabama, native has multiple hits in 11 games and multiple RBI in 10 contests this season, including six games with three or more RBI.

BLISSSTERING BASEBALLS

- Shortstop Ryan Bliss has started and played in all but two games since stepping foot on campus in 2019.
- Bliss has multiple hits in 42 of 83 games since April 1, 2019 and is hitting .344 (117-for-340) during the span.
- He has multiple hits in 11 of the last 16 games and is hitting .378 (28-for-74) during the current stretch of games.

RANKIN IS ROLLIN'

- Rankin Woley snapped a career best 12-game hitting streak in the series opener against Kentucky but has a hit in 20 of the last 22 games and is hitting .345 (30-for-87) during the stretch.
- His 12-game hitting streak was the longest by an Auburn player since Jonah Todd (16) and Dylan Ingram (13) in 2017.
- The graduate third baseman is hitting .352 (62-for-176) with 34 runs, 16 doubles, five home runs and 35 RBI in 45 games since the start of last season.

SWING IT, STEVEN

- Williams went 2-for-4 with a two-run home run and two-RBI double Tuesday at Georgia Tech, matching a season best with four RBI.
- Senior outfielder Steven Williams ranks second among active SEC players in hits (164), home runs (28) and RBI (120).
- Williams would enter the top 10 in program history with seven or more home runs.

GETTING IT STARTED

- Despite both missing time with injuries this season, Ryan Bliss and Judd Ward have hit first and second in the Auburn lineup in 61 of the last 73 games dating back to 2019.
- During the 61-game span, the duo has hit .315 (159-for-505) with 108 runs, 25 doubles, three triples, 18 home runs and 83 RBI.

PROVEN VETERANS

- Seniors Cody Greenhill and Jack Owen entered the season as two of eight SEC pitchers with a career sub-4.00 ERA and 100+ IP.
- Greenhill entered 2021 with a 2.63 ERA in 133.2 IP while Owen had turned in a 3.76 clip in 124.1 IP.

MISSING PIECES

- Auburn's potential opening weekend rotation of Richard Fitts, Cody Greenhill and Jack Owen have all missed time due to injuries this season.
- Owen made his first start of the season at Arkansas, while Greenhill missed a start vs. Boston College and Fitts hasn't started a game since Mar. 5.
- The trio entered the season with 112 combined appearances in their careers but have combined to make just 18 appearances through eight weeks.

WEALTH OF EXPERIENCE

- The Tigers return 12 position players, including seven players who started 10 or more games, and 10 pitchers from last year's team.
- The returning position players accounted for 76 percent of the runs, 77 percent of the RBI and 79 percent of the Tigers' hits in 2020.
- Despite losing two weekend starters in Tanner Burns and Bailey Horn, the returning pitchers accounted for 62 percent of the strikeouts, 66 percent of the innings pitched and 71 percent of the team's appearances in 2020.

ALL-SEC

- Ryan Bliss and Rankin Woley held down the left side of the infield on the Preseason All-SEC Team selected by the leagues head coaches earlier this month.
- The tandem are the first shortstop and third baseman teammates to both be named First Team Preseason All-SEC since Dalton Guthrie and Jonathan India of Florida in 2017.

ALL-AMERICA

- Three Tigers were represented on Preseason All-America teams in Ryan Bliss, Richard Fitts and Rankin Woley.
- Baseball America: Bliss and Fitts (3rd)
- Collegiate Baseball: Bliss and Woley (3rd)
- D1 Baseball: Fitts (2nd)
- NCBWA: Woley (2nd)
- Perfect Game: Bliss (3rd)

HISTORIC RUN

- Auburn's appearance in the 2019 College World Series was the team's fifth all-time and the first since 1997.
- The Tigers have been to three straight regionals for the first time since 2001-03 and two straight super regionals for the first time in program history.
- The team has won 118 games in the last three full seasons, marking the most wins in a three-year span since winning 124 games from 1999-2001.

MR. 200

- Including a season at Jefferson State Community College, head coach Butch Thompson recorded his 200th career win in a 16-1 victory against Boston College on Mar. 6.

TIGERS IN THE PROS

- Four former Auburn Tigers in Garrett Cooper (Marlins), Grant Dayton (Braves), Josh Donaldson (Twins) and Casey Mize (Tigers) began the 2021 season in the big leagues.
- Josh Palacios became the 54th former Auburn player to make his MLB debut last Friday. Palacios went 4-for-4 with four runs, one RBI and one walk in his second career game, becoming just the second player in American League History to accomplish the feat.

THE LAST TIME...

BATTING SUPERLATIVES

5 hits in a game	Anfernee Grier at Kennesaw St. [5-for-6] (4/12/16)
6 hits in a game	Tyler Johnstone vs. Elon [6-for-7, 2B, 3B] (2/25/05)
Reached base 6 times	Bryson Ware vs. Alabama A&M [3-5, 3 BB] (2/24/21)
4 runs in a game	Judd Ward vs. Presbyterian (2/19/21)
5 runs in a game	Rankin Woley vs. #18 Boston College (3/6/21)
6 runs in a game	Bryson Ware vs. Alabama A&M (2/24/21)
10-game hitting streak	Rankin Woley, 12 games (2/28-pres)
15-game hitting streak	Jonah Todd, 16 games, (4/8-5/7/17)
20-game hitting streak	A. Grier, 22 games, (5/31/15-3/22/16)
25-game hitting streak	Justin Fradejas, 27 games (3/23-5/7/10)
30-game hitting streak	Casey Dunn, 31 games (2/22 [G1]-4/15/97)
3 doubles in a game	Jordan Ebert vs. Southern (2/26/16)
4 doubles in a game	Ken Dempsey vs. Georgia (1971)
2 triples in a game	Jay Gonzalez vs. Alabama State (2/28/12)
3 triples in a game	never
2 home runs in one game	Ryan Bliss at #4 Ole Miss (3/21/21)
3 home runs in one game	Tony Caldwell at Kentucky (4/9/11)
7 RBI in a game	Brody Moore vs. Alabama A&M (2/24/21)
8 RBI in a game	Justin Bryant at Georgia (3/19/10)
9 RBI in a game	Hunter Morris at Georgia (3/21/10)
10 RBI in a game	Bob Berry vs. Huntington (4/15/82)
Grand slam home run	Cam Hill vs. #18 Boston College (3/6/21)
Inside-the-park home run	Edouard Julien vs. Georgia Southern (2/17/19)
HR to begin game	Ryan Bliss at #1 Arkansas (4/2/21)
Two HR in one inning	Dan Glevenyak at Jacksonville State (8th) (5/7/13)
HR in consecutive at-bats	Tyler Miller at Lipscomb (3/16/21)
HR in three consecutive at-bats	Edouard Julien vs. Alabama A&M/at UCF (2/20-22/19)
HR in consecutive games	Bryson Ware vs. #4 MSU / at #20 GT (4/11-13/21)
HR in three consecutive games	Conor Davis vs. Alabama A&M/Wright State (2/25-28/20)
HR in three consecutive SEC games	Trent Mummy (4/17-23/10)
HR in four consecutive games	Joseph Sanders (5/10-15/08)
HR in four consecutive SEC games	Mike Bianucci (5/2-9/08)
HR in five consecutive games	Tim Lemons (4/6-10/85)
Walk-off HR	Steven Williams at #7 Georgia Tech (6/1/19)
Pinch-hit HR	Cam Hill vs. Kentucky (3/26/21)
Pinch-hit grand slam	Edouard Julien vs. BYU (G1 - 3/3/18)
HR in first at-bat of season	Steven Williams vs. Longwood (2/17/18)
HR in both games of DH	Dylan Ingram at #7 Mississippi St. (4/29/17)
Hit for the cycle	Judd Ward [3B, 1B, HR, 2B] vs. Illinois-Chicago (G1 - 2/15/20)
Hit from both sides of plate in same inning	Damon Haecker [5th inn.] vs. Jacksonville St. (3/15/17)
Two hits in same inning	Bliss [1B, 1B] & Woley [2B, 1B] at #4 Ole Miss [8th] (3/21/21)
Stole home	Justin Hargett vs. Davidson (Gm 2) [4th] (G1 - 3/3/10)
Stole two bases in a game	Josh Hall vs. Alabama A&M (2/23/21)
Stole three bases in a game	Anfernee Grier vs. Southern (2/26/16)
Hit by a pitch 2 times in a game	Rankin Woley vs. #18 Boston College (3/6/21)
Hit by a pitch 3+ times in a game	Dan Glevenyak at Alabama (4) (4/11/14)
Scored 20 or more runs	20 vs. Wright State (2/29/20)
Scored 25 or more runs	25 vs. Longwood (2/17/18)
Scored 30 or more runs	33 vs. Alabama A&M (2/24/21)
Scored 5 runs in an Inning	5, vs. Little Rock (5th) (3/12/21)
Scored 6 runs in an Inning	6, vs. Oakland (8th) (2/19/20)
Scored 7 runs in an Inning	7, vs. Chicago State (3rd) (3/8/20)
Scored 8 runs in an Inning	8, at UAB (5th) (3/19/19)
Scored 9 runs in an Inning	9, at #4 Ole Miss (8th) (3/21/21)
Scored 10+ runs in an Inning	14, vs. Alabama A&M (4th) (2/24/21)
Recorded 10+ hits in an Inning	11, vs. Furman (5th) (2/12/00)
Scored in every inning	vs. Coppin State (3/18/14)
Recorded 15-19 hits	15, at #4 Ole Miss (3/21/21)
Recorded 20 or more hits	27, vs. Alabama A&M (2/24/21)
Hit 3 or more home runs in an inning	3, vs. Northeastern (6th) (G1 - 3/10/18)
Hit 3 or more home runs in a game	3, vs. #4 Mississippi State (4/11/21)
Hit 5 or more home runs in a game	6, vs. Northeastern (G1 - 3/10/18)
Hit 7 or more home runs in a game	7, vs. Mississippi State (5/8/10)
Hit back-to-back home runs	S. Williams & R. Woley at #4 Mississippi State (6th) (3/22/19)
Hit back-to-back-to-back home runs	B. Fletcher, H. Morris & K. Patterson vs. Mississippi State (5th) (5/8/10)
Had 5 doubles	5, vs. Oakland (2/19/20)
Had 6 doubles	6, vs. Georgia Tech (3/13/18)
Had 7 doubles	7, vs. Chicago State (3/8/20)
Had 8 doubles	8, vs. BYU (G1 - 3/3/18)
Had 9+ doubles	11, vs. Alabama A&M (2/24/21)
Stole 5 bases in a game	5, vs. Bethune-Cookman (5/6/14)
Stole 6 bases in a game	6, vs. #21 Tennessee (3/17/19)
Stole 7 bases in a game	7, vs. Presbyterian (5/8/12)
Stole 8 bases in a game	8, vs. Alcorn State (2/22/12)
Walked 10+ times	11, vs. Alabama A&M (2/24/21)
Did not strike out in a game	vs. Belmont (3/11/12)

PITCHING SUPERLATIVES

INDIVIDUAL	
Nine-inning no-hitter	Casey Mize vs. Northeastern (3/9/18)
Nine-inning no-hitter (combined)	Mike Mueller [2.0], Lee Carter [1.0], Brandon Channell [1.0], Reid Price [1.0], Andrew Skinner [1.0], Arnold Hughey [1.0], Ken Clayton [1.0], Cory Duettt [0.2], Sean Jones [0.1] vs. UAB (3/19/02)
Seven-inning no-hitter	Jason Johnson vs. LaGrange College (4/30/91)
Nine-inning perfect game	Eric Brandon vs. Murray State (3/2/02)
Seven-inning perfect game	Jason Johnson vs. LaGrange College (4/30/91)
Nine-inning one-hitter (individual)	Keegan Thompson vs. Presbyterian (3/1/14)
Nine-inning one-hitter (combined)	Tanner Burns [7.0], Cody Greenhill [2.0] vs. Chicago State (3/6/20)
Five-inning one-hitter	Kevin Davis [3.2], Jacob Milliman [1.1], vs. Radford (2/22/15)
Nine-inning two-hitter	Tanner Burns [9.0] vs. Cincinnati (3/1/19)
Complete game	Jack Owen vs. UTSA (3/9/19)
Complete game shutout	Jack Owen vs. UTSA (3/9/19)
Consecutive complete games	K. Thompson vs. Arkansas & LSU (4/4 & 4/11/15)
Struck out 10 batters	10 by Tanner Burns vs. Chicago State (3/6/20)
Struck out 11 batters	11 by Bailey Horn vs. Chicago State (3/8/20)
Struck out 12 batters	12 by Casey Mize at Kentucky (3/23/18)
Struck out 13 batters	13 by Casey Mize vs. Texas A&M (3/16/18)
Struck out 15 batters	15 by Tanner Burns vs. Cincinnati (3/1/19)
TEAM	
Struck out 15+ batters	Joseph Gonzalez [7], Hayden Mullins [8] at UAB (3/9/21)
Struck out 20+ batters	Brooks Fuller [4], Ryan Watson [4], Elliott Anderson [3], Cody Greenhill [4], Carson Skipper [3], Garrett Wade [2] vs. #9 Arkansas (4/5/19)
Struck out 15 batters consecutive games	vs. Ga State, at Missouri (4/5-7/16)
Shut out an opponent	6-0 vs. Little Rock (3/13/21)
Consecutive shutouts	7-0 vs. Little Rock / 6-0 vs. Little Rock (3/12-13/21)
Three straight shutouts	2-0 vs. UT Martin / 6-0 vs. UTSA / 5-0 vs. UTSA (3/6-9/19)
Shut out an SEC opponent	7-0 at #12 Texas A&M (4/13/19)
Shut out an SEC opponent on the road	7-0 at #12 Texas A&M (4/13/19)
Consecutive SEC shutouts	5-0 and 4-0 at Miss. State (3/27-28/15)
Consecutive SEC shutouts on the road	5-0 and 4-0 at Miss. State (3/27-28/15)
Was shut out	1-0 at #4 Ole Miss (3/21/21)
Was held to one hit	vs. #24 Missouri (4/1/18)
Was no hit	vs. #13 Arkansas (5/25/17)
FIELDING SUPERLATIVES	
2 errors in a game	Will Holland at #7 Georgia Tech (6/1/19)
3 errors in a game	Luke Jarvis vs. Presbyterian (3/11/17)
4 errors in a game	Brett Burnham at Alabama (4/5/00)
3 double plays turned in a game	vs. Baylor (2/27/21)
4 double plays turned in a game	at #1 Arkansas (4/3/21)
5 double plays turned in a game	never
Triple play (Auburn)	vs. Memphis (5/22/78)
Triple play (Opponent)	at Florida [4th] (3/15/08)
Threw a runner out at HP to end game	Will Holland vs. Presbyterian (3/12/17)
MISC. SUPERLATIVES	
Won 10 or more consecutive games	15 (2/24-3/22/19)
Won 15 or more consecutive games	15 (2/24-3/22/19)
Won 8 or more consecutive SEC games	9 (4/1-21/95)
Lost 5 or more consecutive games	5 (4/2-pres)
Home winning streak	21 (1964-66)
Road winning streak	14 (1967/1995)
Season-opening winning streak	17 (2/7-3/5/97)
Extra-innings victory	2-1, vs. Presbyterian [10 inn] (2/21/21)
Extra-innings loss	5-6, at #1 Arkansas [10 inn] (4/3/21)
Swept a 3-game series	vs. Presbyterian (2/19-21/21)
Swept a road series	at Alabama (4/20-21/18)
Swept a road SEC series	at Alabama (4/20-21/18)
Swept a SEC series	vs. #21 Tennessee (3/15-17/19)
Swept a 4-game series	Illinois-Chicago (2/14-16/20)
Swept a doubleheader	Illinois-Chicago (2/15/20)
Allowed 3 runs or fewer in a series	2, vs. Chicago State (3/6-8/20)
Allowed 3 runs or fewer in a SEC series	3 vs. Miss. State (3/27-29/15)
Allowed 4 runs or fewer in a series	3 vs. UTSA (3/8-9/19)
Allowed 4 runs or fewer in a SEC series	4 vs. Georgia (4/23-25/15)
Allowed 3 runs or fewer in a road series	3 vs. Miss. State (3/27-29/15)
Allowed 3 runs or fewer in a SEC road series	3 vs. Miss. State (3/27-29/15)
Overcome a deficit of 7+ runs	7 runs, [7-0, 12-8] vs. Florida A&M (2/22/17)
Won a 1-0 game	vs. Mercer (5/30/15) [NCAA Regional]
Lost a 1-0 game	vs. Ohio State (2/15/14)
Walk-off win	vs. Presbyterian [10 inn.] (2/21/21)
Walk-off loss	at #1 Arkansas [10 inn.] (4/3/21)

HITTER PROFILES

9 • RYAN BLISS IF

5-9 • 165 • JR • LaGrange, Ga. • Troup County

- Ranks 2nd in SEC with 21 hits in league play
- Has multiple hits in 11 of the last 16 games and in 42 of 83 games dating back to April 2019
- Is hitting .344 (117-for-340) during the 79 game span
- Rated by Baseball America as the No. 76 overall prospect for the 2021 MLB Draft

CAREER STATISTICS

YEAR	AVG	GP-GS	AB	R	H	2B	3B	HR	RBI	SB-A
2019	.281	66-66	249	50	70	11	1	3	37	11-13
2020	.377	18-18	77	21	29	7	2	2	17	5-7
2021	.362	27-27	116	24	42	4	0	8	20	4-6
TOTAL	.319	111-111	442	95	141	22	3	13	74	20-26

CAREER HIGHS

At Bats: 6, three times
Runs: 4, vs. Georgia (5/11/19)
Hits: 4, two times
Doubles: 2, vs. UIC (2/14/20)
HR: 2, two times
RBI: 4, four times

SEASON HIGHS

6, two times
 2, nine times
 4, vs. Kentucky (3/27)
 1, four times
 2, at Ole Miss (3/20)
 2, four times

3 • BRAYTON BROWN OF

5-9 • 190 • SO • Selma, Ala. • Morgan Academy

CAREER STATISTICS

YEAR	AVG	GP-GS	AB	R	H	2B	3B	HR	RBI	SB-A
2020	.267	14-7	30	6	8	2	0	1	4	0-0
2021	.227	14-3	22	7	5	1	0	2	8	0-0
TOTAL	.250	28-10	52	13	13	3	0	3	12	0-0

CAREER HIGHS

At Bats: 5, vs. Alabama A&M (2/26/20)
Runs: 3, vs. Oakland (2/19/20)
Hits: 2, vs. AAMU (2/24/21)
Doubles: 1, three times
HR: 1, three times
RBI: 3, at Ole Miss (3/21/21)

SEASON HIGHS

3, three times
 2, two times
 2, vs. AAMU (2/24)
 1, vs. AAMU (2/24)
 1, two times
 3, at Ole Miss (3/21)

17 • RYAN DYAL C

6-0 • 190 • R-FR • Senoia, Ga. • East Coweta

CAREER STATISTICS

YEAR	AVG	GP-GS	AB	R	H	2B	3B	HR	RBI	SB-A
2021	.111	16-9	27	5	3	0	0	0	1	1-1

SEASON HIGHS

At Bats: 5, vs. AAMU (2/24)
Runs: 1, five times
Hits: 1, three times
Doubles: --
RBI: 1, at Ole Miss (3/21)

47 • GARRETT FARQUHAR IF

5-11 • 185 • SR • Hoover, Ala. • Shelton State

CAREER STATISTICS

YEAR	AVG	GP-GS	AB	R	H	2B	3B	HR	RBI	SB-A
2020	.263	13-10	38	15	10	2	0	0	10	1-1
2021	.333	11-2	15	5	5	2	0	0	1	1-1
TOTAL	.283	24-12	53	20	15	4	0	0	11	2-2

CAREER HIGHS

At Bats: 5, two times
Runs: 4, vs. AAMU (2/24)
Hits: 3, vs. AAMU (2/24)
Doubles: 2, vs. AAMU (2/24)
RBI: 4, vs. UIC (2/16)

SEASON HIGHS

4, vs. PC (2/20)
 4, vs. AAMU (2/24)
 3, vs. AAMU (2/24)
 2, vs. AAMU (2/24)
 1, vs. AAMU (2/24)

7 • COLE FOSTER IF

6-1 • 190 • FR • Plano, Texas • Plano Senior

CAREER STATISTICS

YEAR	AVG	GP-GS	AB	R	H	2B	3B	HR	RBI	SB-A
2021	.400	8-3	15	5	6	2	0	0	1	0-0

SEASON HIGHS

At Bats: 4, two times
Runs: 3, vs. AAMU (2/23)
Hits: 2, vs. AAMU (2/24)
Doubles: 1, two times
RBI: 1, vs. AAMU (2/23)

2 • JOSH HALL OF

5-9 • 185 • R-SO • Homewood, Ala. • Ole Miss

CAREER STATISTICS

YEAR	AVG	GP-GS	AB	R	H	2B	3B	HR	RBI	SB-A
2021	.325	17-10	40	9	13	2	2	0	9	4-5

SEASON HIGHS

At Bats: 5, at Lipscomb (3/16)
Runs: 3, vs. AAMU (2/23)
Hits: 3, vs. AAMU (2/23)
Doubles: 1, two times
RBI: 3, vs. AAMU (2/23)

16 • CAM HILL IF

6-3 • 1210 • FR • Madison, Ala. • Bob Jones

CAREER STATISTICS

YEAR	AVG	GP-GS	AB	R	H	2B	3B	HR	RBI	SB-A
2021	.269	17-13	52	9	14	1	1	4	18	0-0

CAREER HIGHS

At Bats: 4, eight times
Runs: 2, vs. BC (3/7)
Hits: 3, vs. AAMU (2/23)
Doubles: 1, vs. AAMU (2/23)
HR: 1, four times
RBI: 4, vs. BC (3/7)

5 • KASON HOWELL OF

6-0 • 185 • JR • Argyle, Texas • Liberty Christian

- Went 4-for-9 with a solo HR vs. MSU
- Has multiple hits in 4 of the last 9 SEC games

CAREER STATISTICS

YEAR	AVG	GP-GS	AB	R	H	2B	3B	HR	RBI	SB-A
2019	.262	63-63	225	31	59	10	0	0	28	14-16
2020	.359	11-10	39	8	14	7	0	0	6	0-0
2021	.247	29-28	93	14	23	4	0	3	15	5-7
TOTAL	.269	103-101	357	53	96	21	0	3	49	19-23

CAREER HIGHS

At Bats: 6, at Mississippi State (3/24/19)
Runs: 3, two times
Hits: 3, three times
Doubles: 1, 19 times
HR: 1, three times
RBI: 3, four times

SEASON HIGHS

5, two times
 2, vs. AAMU (2/24)
 2, eight times
 1, four times
 1, three times
 3, two times

28 • NATE LARUE C

6-3 • 210 • SO • Mobile, Ala. • McGill-Toolen

- Rated by Perfect Game as the No. 71 overall prospect and No. 49 college prospect for the 2022 MLB Draft

CAREER STATISTICS

YEAR	AVG	GP-GS	AB	R	H	2B	3B	HR	RBI	SB-A
2020	.294	8-3	17	6	5	1	0	0	2	0-0
2021	.182	11-7	22	4	4	1	0	1	3	0-0
TOTAL	.231	19-10	39	10	9	2	0	1	5	0-0

CAREER HIGHS

At Bats: 5, vs. UIC (2/15 - G1)
Runs: 2, two times
Hits: 2, vs. PC (2/20/21)
Doubles: 1, two times
HR: 1, vs. PC (2/20/21)
RBI: 2, vs. PC (2/20/21)

SEASON HIGHS

4, vs. PC (2/20)
 2, vs. AAMU (2/23)
 2, vs. PC (2/20)
 1, vs. PC (2/20)
 1, vs. PC (2/20)
 2, vs. PC (2/20)

10 • TYLER MILLER IF

6-2 • 193 • JR • Spanish Fort, Ala. • EMCC

- Leads the league and ranks 10th in NCAA in RBI
- T-4th in league in HR and 6th in slugging

CAREER STATISTICS

YEAR	AVG	GP-GS	AB	R	H	2B	3B	HR	RBI	SB-A
2020	.229	12-9	35	9	8	0	1	0	5	0-0
2021	.343	28-28	108	23	37	4	1	9	38	3-4
TOTAL	.315	40-37	143	32	45	4	2	9	43	3-4

CAREER HIGHS

At Bats: 5, six times
Runs: 3, three times
Hits: 4, vs. TAMU (2/28/21)
Doubles: 1, four times
HR: 2, at Lipscomb (3/16/21)
RBI: 6, vs. BC (3/6/21)

SEASON HIGHS

5, six times
 3, three times
 4, vs. TAMU (2/28)
 1, four times
 2, at Lipscomb (3/16)
 6, vs. BC (3/6)

19 • BRODY MOORE IF

6-0 • 185 • JR • Oneonta, Ala. • Oneonta

- Has started in 27 straight games at second base
- Went 3-for-5 in the finale vs. MSU
- Is third on the team with a .333 average in league play

CAREER STATISTICS

YEAR	AVG	GP-GS	AB	R	H	2B	3B	HR	RBI	SB-A
2019	.333	13-4	27	6	9	1	1	0	4	0-1
2020	.339	17-14	56	11	19	1	1	0	9	5-5
2021	.318	28-28	110	19	35	5	0	2	23	0-2
TOTAL	.326	58-46	193	36	63	7	2	2	36	5-8

CAREER HIGHS

At Bats: 6, vs. AAMU (2/24/21)
Runs: 3, vs. PC (2/19/21)
Hits: 4, two times
Doubles: 2, vs. AAMU (2/24/21)
HR: 1, two times
RBI: 7, vs. AAMU (2/24/21)

SEASON HIGHS

6, vs. AAMU (2/24)
 3, vs. PC (2/19)
 4, two times
 2, vs. AAMU (2/24)
 1, two times
 7, vs. AAMU (2/24)

6 • BOBBY PEIRCE OF

6-2 • 195 • R-SO • Scottsdale, Ariz. • S. Mountain

CAREER STATISTICS

YEAR	AVG	GP-GS	AB	R	H	2B	3B	HR	RBI	SB-A
2021	.200	8-2	15	3	3	1	0	0	4	0-0

SEASON HIGHS

At Bats: 4, vs. AAMU (2/24)
Runs: 3, vs. AAMU (2/24)
Hits: 1, three times
Doubles: 1, vs. AAMU (2/24)
RBI: 2, vs. AAMU (2/24)

34 • JOHN SAMUEL SHENKER IF

6-3 • 250 • R-JR • Albany, Ga. • Colquitt County

- Also serves as the starting TE for Auburn football
- Hauled in nine catches for 97 yards in 11 games for Auburn football last fall

CAREER STATISTICS

YEAR	AVG	GP-GS	AB	R	H	2B	3B	HR	RBI	SB-A
2020	.318	11-6	22	5	7	1	0	0	6	0-0
2021	.250	10-2	16	3	4	1	0	0	2	0-0
TOTAL	.289	21-8	38	8	11	2	0	0	8	0-0

CAREER HIGHS

At Bats: 5, vs. Wright State (2/29/20)
Runs: 2, vs. UIC (2/16/20)
Hits: 2, vs. UIC (2/16/20)
Doubles: 1, two times
RBI: 2, two times

SEASON HIGHS

4, vs. PC (2/20)
 1, three times
 1, four times
 1, at Ole Miss (2/20)
 1, two times

1 • JUDD WARD OF

6-1 • 195 • SR • Russellville, Ala. • Russellville

- Matched a career high with four hits and four runs in the season opener, finishing a triple shy of the cycle

CAREER STATISTICS

YEAR	AVG	GP-GS	AB	R	H	2B	3B	HR	RBI	SB-A
2018	.250	37-21	84	9	21	2	1	0	8	0-2
2019	.272	66-65	257	42	70	12	2	5	34	5-7
2020	.315	18-18	73	16	23	6	1	2	17	2-3
2021	.238	23-23	84	17	20	2	0	3	10	0-1
TOTAL	.269	144-127	498	84	134	22	4	10	69	7-13

CAREER HIGHS

At Bats: 7, vs. Arkansas (4/5/19)
Runs: 4, two times
Hits: 4, three times
Doubles: 2, two times
HR: 1, 10 times
RBI: 7, vs. Alabama A&M (2/26)

SEASON HIGHS

16 • CAM HILL LHP

- 6-3 • 210 • FR • Madison, Ala. • Bob Jones
- Pitched a 1-2-3 9th inning vs. Kentucky (3/27)
 - Rated by PG as the No. 36 college prospect for the 2023 MLB Draft

CAREER STATISTICS

YEAR	ERA	W-L	G/S	IP	H	R	ER	BB	K	BAA
2021	27.00	1-0	7/0	4.1	11	14	13	7	6	.478

SEASON HIGHS

Innings: 1.0, three times
 Hits: 4, vs. BC (3/7)
 Runs: 5, vs. BC (3/7)
 Earned Runs: 5, vs. BC (3/7)
 Strikeouts: 2, two times
 Walks: 3, at Ole Miss (3/21)
 Pitches: 30, vs. BC (3/7)

33 • WILL MORRISON RHP

- 6-2 • 190 • R-SO • Cullman, Ala. • Cullman
- Hasn't allowed a run and has surrendered just one hit in his first five games
 - Made his first appearance since 2019 in the series finale at Ole Miss (3/21)

CAREER STATISTICS

YEAR	ERA	W-L	G/S	IP	H	R	ER	BB	K	BAA
2019	4.56	0-0	24/0	25.2	24	13	13	11	15	.264
2021	0.00	0-0	5/0	4.2	1	0	0	3	3	.077
TOTAL	3.86	0-0	29/0	30.1	25	13	13	14	18	.240

CAREER HIGHS

Innings: 3.0, two times
 Hits: 4, vs. Arkansas (4/6/19)
 Runs: 3, at GT (4/16/19)
 Earned Runs: 3, at GT (4/16/19)
 Strikeouts: 5, vs. AAMU (2/19/19)
 Walks: 2, two times
 Pitches: 50, vs. Arkansas (4/6/19)

SEASON HIGHS

1.2, vs. MSU (4/11)
 1, at Ole Miss (3/21)
 0, five times
 0, five times
 1, three times
 2, vs. MSU (4/11)
 26, vs. MSU (4/11)

26 • HAYDEN MULLINS LHP

- 6-0 • 185 • SO • Gallatin, Tenn. • Hendersonville
- Rated by Perfect Game as the No. 125 overall prospect and No. 86 college prospect for the 2022 MLB Draft

CAREER STATISTICS

YEAR	ERA	W-L	G/S	IP	H	R	ER	BB	K	BAA
2020	3.68	1-0	5/0	7.1	4	3	3	6	10	.174
2021	2.38	2-0	7/0	11.1	10	4	3	4	19	.222
TOTAL	2.89	3-0	12/0	18.2	14	7	6	10	29	.206

CAREER HIGHS

Innings: 4.0, at UAB (3/9/21)
 Hits: 3, vs. Little Rock (3/14/21)
 Runs: 3, vs. UCF (2/23)
 Earned Runs: 3, vs. UCF (2/23)
 Strikeouts: 8, at UAB (3/9/21)
 Walks: 3, vs. Wofford (3/11)
 Pitches: 56, at UAB (3/9/21)

SEASON HIGHS

4.0, at UAB (3/9)
 3, vs. Little Rock (3/14)
 2, vs. MSU (4/11)
 2, vs. MSU (4/11)
 8, at UAB (3/9)
 1, four times
 56, at UAB (3/9)

44 • JACK OWEN LHP

- 6-2 • 204 • SR • Aliso Viejo, Calif. • JSerra Catholic
- Was one of eight SEC pitchers entering 2021 with a sub-4.00 career ERA and 100+ IP

CAREER STATISTICS

YEAR	ERA	W-L	G/S	IP	H	R	ER	BB	K	BAA
2018	5.97	2-2	14/7	34.2	43	24	23	16	35	.312
2019	2.75	4-2	14/10	68.2	64	22	21	14	59	.247
2020	3.43	3-1	4/4	21.0	17	10	8	5	25	.215
2021	9.53	0-2	4/2	11.1	18	12	12	4	7	.367
TOTAL	4.25	9-7	36/23	135.2	142	68	64	39	126	.270

CAREER HIGHS

Innings: 9.0, vs. UTSA (3/9/19)
 Hits: 9, three times
 Runs: 6, three times
 Earned Runs: 6, three times
 Strikeouts: 10, vs. Cincinnati (3/2/19)
 Walks: 3, four times
 Pitches: 102, vs. LSU (5/23/19)

SEASON HIGHS

5.1, at Arkansas (4/2)
 9, vs. MSU (4/10)
 6, vs. MSU (4/10)
 6, vs. MSU (4/10)
 4, at Arkansas (4/2)
 2, at Ole Miss (3/21)
 73, at Arkansas (4/2)

29 • CARSON SKIPPER LHP

- 6-3 • 210 • JR • Trussville, Ala. • Hewitt-Trussville
- Named to the NCBWA Stopper of the Year watch list
 - Has posted a 1.83 ERA in 14 appearances and 19.2 IP the last two seasons

CAREER STATISTICS

YEAR	ERA	W-L	G/S	IP	H	R	ER	BB	K	BAA
2019	7.46	3-3	17/8	35.0	45	33	29	23	38	.306
2020	1.00	0-0	7/0	9.0	5	1	1	3	12	.167
2021	2.53	0-1	8/0	10.2	7	3	3	3	11	.179
TOTAL	5.43	3-4	32/8	54.2	57	37	33	29	61	.264

CAREER HIGHS

Innings: 4.2, vs. UTSA (3/9/19)
 Hits: 5, four times
 Runs: 5, two times
 Earned Runs: 5, vs. Arkansas (4/5/19)
 Strikeouts: 8, vs. Alabama A&M (2/19/19)
 Walks: 4, at Georgia Tech (4/16/19)
 Pitches: 78, vs. Arkansas (4/5/19)

SEASON HIGHS

2.0, three times
 2, at Arkansas (4/3)
 2, at Arkansas (4/3)
 2, at Arkansas (4/3)
 3, two times
 1, three times
 43, at Arkansas (4/2)

36 • JACK SOKOL RHP

- 6-4 • 192 • FR • New Albany, Ohio • New Albany
- Earned the win in his Auburn debut and first career start vs. Alabama A&M (2/24)
 - Recorded the final two outs of the 8th at Ole Miss (3/21)

CAREER STATISTICS

YEAR	ERA	W-L	G/S	IP	H	R	ER	BB	K	BAA
2021	0.00	1-0	2/1	4.2	1	0	0	4	6	.083

CAREER HIGHS

Innings: 4.0, vs. AAMU (2/24)
 Hits: 1, vs. AAMU (2/24)
 Runs: 0, two times
 Earned Runs: 0, two times
 Strikeouts: 6, vs. AAMU (2/24)
 Walks: 3, vs. AAMU (2/24)
 Pitches: 52, vs. AAMU (2/24)

32 • CARSON SWILLING RHP

- 6-1 • 185 • FR • Smiths Station, Ala. • Smiths
- Struck out the side in the 9th at GT Tuesday
 - Earned his first career win in 3.2 innings of relief at Lipscomb (3/16)

CAREER STATISTICS

YEAR	ERA	W-L	G/S	IP	H	R	ER	BB	K	BAA
2021	3.68	1-1	10/0	14.2	10	6	6	8	14	.189

CAREER HIGHS

Innings: 3.2, at Lipscomb (3/16)
 Hits: 3, at Lipscomb (3/16)
 Runs: 3, vs. MSU (4/11)
 Earned Runs: 3, vs. MSU (4/11)
 Strikeouts: 3, two times
 Walks: 3, vs. MSU (4/11)
 Pitches: 45, at Ole Miss (3/20)

27 • SEB THOMAS RHP

- 6-5 • 250 • SO • Brookhaven, Ga. • Marist
- Has turned in back-to-back scoreless outings after not throwing since Mar. 21

CAREER STATISTICS

YEAR	ERA	W-L	G/S	IP	H	R	ER	BB	K	BAA
2020	1.17	0-0	7/0	7.2	4	1	1	4	6	.160
2021	3.55	0-1	9/0	12.2	9	5	5	5	10	.214
TOTAL	2.66	0-1	16/0	20.1	13	6	6	9	16	.194

CAREER HIGHS

Innings: 2.2, vs. PC (2/21/21)
 Hits: 2, four times
 Runs: 3, vs. BC (3/7/21)
 Earned Runs: 3, vs. BC (3/7/21)
 Strikeouts: 4, vs. BC (3/5/21)
 Walks: 3, vs. Wofford (3/11)
 Pitches: 49, vs. Wofford (3/11)

SEASON HIGHS

2.2, vs. PC (2/21)
 2, two times
 3, vs. BC (3/7)
 3, vs. BC (3/7)
 4, vs. BC (3/5)
 1, five times
 39, vs. BC (3/5)

AUBURN IN THE NATIONAL AND SEC RANKINGS

(as of Apr. 14)

TEAM	TOTAL	NCAA	SEC
Double plays	35	1	1
Home runs	45	8	4
Slugging percentage	.477	20	3
20 CODY GREENHILL	TOTAL	NCAA	SEC
WHIP	0.86	25	3
10 TYLER MILLER	TOTAL	NCAA	SEC
RBI	38	10	1
RBI/game	1.36	17	1

SUPERLATIVES AND MISCELLANEOUS NOTES

STARTS BY POSITION

STARTING PITCHER

Cody Greenhill	7	3-4
Trace Bright	6	3-3
Mason Barnett	5	3-2
Jospeh Gonzalez	4	1-3
Richard Fitts	3	1-2
Jack Owen	2	0-2
Peyton Glavine	1	1-0
Jack Sokol	1	1-0

CATCHER

Steven Williams	13	7-6
Ryan Dyal	9	3-6
Nate LaRue	7	3-4

FIRST BASE

Tyler Miller	26	10-16
Bryson Ware	2	2-0
J.S. Shenker	1	1-0

SECOND BASE

Brody Moore	27	11-16
Garrett Farquhar	2	2-0

THIRD BASE

Rankin Woley	27	11-16
Tyler Miller	2	2-0

SHORTSTOP

Ryan Bliss	27	11-16
Cole Foster	1	1-0
Brody Moore	1	1-0

LEFT FIELD

Judd Ward	22	9-13
Steven Williams	3	2-1
Josh Hall	3	2-1
Brayton Brown	1	1-0

CENTER FIELD

Kason Howell	28	12-16
Josh Hall	1	1-0

RIGHT FIELD

Bryson Ware	14	7-7
Steven Williams	8	2-6
Josh Hall	6	4-2
Bobby Peirce	1	0-1

DESIGNATED HITTER

Cam Hill	13	4-9
Bryson Ware	7	4-3
Brayton Brown	2	1-1
Cole Foster	2	1-1
Steven Williams	2	2-0
Bobby Peirce	1	0-1
J.S. Shenker	1	0-1
Judd Ward	1	1-0

2021 AUBURN & OPPONENT HIGHS

TEAM BATTING

	AUBURN	OPPONENT
Runs in a game	33, vs. AAMU (2/24)	19, two times
Runs in an inning	14, vs. AAMU [4th] (2/24)	10, MSU [1st] (4/11)
Most Hits in a game	27, vs. AAMU (2/24)	17, MSU (4/11)
Fewest Hits in a game	4, at Arkansas (4/3)	3, four times
Hits in an inning	8, two times	7, MSU [1st] (4/11)
2B in a game	11, vs. AAMU (2/24)	4, Ole Miss (3/21)
3B in a game	2, vs. AAMU (2/24)	1, three times
HR in a game	4, two times	4, BC (3/5)
SB in a game	4, vs. Texas A&M (2/28)	4, Kentucky (3/26)
LOB in a game	12, vs. Baylor (2/27)	15, Oklahoma (2/26)
K in a game	16, at Arkansas (4/1)	15, UAB (3/9)
BB in a game	12, vs. AAMU (2/23)	12, Arkansas (4/3)

TEAM PITCHING

	AUBURN	OPPONENT
K in a game	15, at UAB (3/9)	16, Arkansas (4/1)
BB in a game	12, at Arkansas (4/3)	12, AAMU (2/23)
Pitchers used	8, vs. MSU (4/11)	7, three times
Total Quality Starts	4	8

TEAM FIELDING

	AUBURN	OPPONENT
Errors in a game	2, four times	3, five times
DP turned in a game	4, at Arkansas (4/3)	3, two times

IND. BATTING

	AUBURN	OPPONENT
Hits in a game	4, five times	4, Elko [OM] (3/21)
Runs in a game	6, Ware vs. AAMU (2/24)	4, James [MSU] (4/11)
2B in a game	2, three times	2, three times
3B in a game	1, five times	1, five times
HR in a game	2, two times	2, three times
RBI in a game	7, Moore vs. AAMU (2/24)	5, two times
XBH in a game	2, 13 times	2, 12 times
SB in a game	2, Hall vs. AAMU (2/23)	2, three times
BB in a game	3, three times	3, five times
HBP in a game	2, Woley vs. BC (3/6)	4, Jordan [MSU] (4/11)
K in a game	4, Hall at Ole Miss (3/20)	4, two times
Hitting Streak	12, Woley (2/28-3/21)	3, 12 times
Consec. G w/HR	Ware vs. MSU/GT (4/11-13)	Allen, James [MSU] (4/9-10)

IND. PITCHING

	AUBURN	OPPONENT
K by a starter	9, Barnett vs. LR (3/13)	13, Hoglund [OM] (3/19)
K by a reliever	8, Mullins at UAB (3/9)	8, Kopps [AR] (4/1)
BB by a starter	5, Gonzalez at AR (4/3)	5, Bohannon [UAB] (3/9)
BB by a reliever	5, Barnett at AR (4/3)	5, Stewart [AAMU] (2/23)
IP by a starter	7.0, three times	8.0, Hoglund [OM] (3/19)
IP by a reliever	4.0 Mullins at UAB (3/9)	6.0, Godman [OU] (2/26)

MISCELLANEOUS

	AUBURN
Biggest comeback win	3, at LIP (3/16)
Biggest blown lead loss	8, vs. BC (3/7)
Largest margin of victory	33, vs. AAMU (2/24)
Largest margin of defeat	9, vs. Mississippi State (4/11)
Longest game, Time	4:35, vs. Kentucky (3/26)
Longest game, Time (9 inn)	3:50, at Ole Miss (3/21)
Shortest game, Time (9 inn)	2:12, at Ole Miss (3/19)
Longest game, Innings	10, five times
Largest crowd, Home	1,267, vs. Mississippi State (4/10)
Largest crowd, Road	10,304, at Ole Miss (3/20)
Largest crowd, Neutral	--

STARTS BY ORDER

LEADOFF

Ryan Bliss	13	2-11
Judd Ward	10	7-3
Josh Hall	2	2-0
Kason Howell	2	1-1
Steven Williams	2	1-1

2ND SPOT

Ryan Bliss	14	9-5
Judd Ward	9	0-9
Brody Moore	4	2-2
Josh Hall	2	2-0

3RD SPOT

Rankin Woley	10	0-10
Steven Williams	8	5-3
Bryson Ware	7	5-2
Tyler Miller	3	2-1
Brody Moore	1	1-0

CLEANUP

Rankin Woley	16	11-5
Tyler Miller	10	0-10
Steven Williams	3	2-1

5TH SPOT

Tyler Miller	11	7-4
Brody Moore	10	2-8
Judd Ward	2	2-0
Bryson Ware	2	1-1
Steven Williams	2	1-1
Kason Howell	1	0-1
Rankin Woley	1	0-1

6TH SPOT

Bryson Ware	10	6-4
Cam Hill	4	1-3
Kason Howell	4	2-2
Steven Williams	4	2-2
Tyler Miller	3	2-1
Brayton Brown	1	0-1
Josh Hall	1	0-1
Brody Moore	1	0-1
Judd Ward	1	0-1

7TH SPOT

Cam Hill	8	3-5
Kason Howell	7	4-3
Steven Williams	4	2-2
Bobby Peirce	2	0-2
Bryson Ware	2	0-2
Brayton Brown	1	0-1
Ryan Dyal	1	0-1
Tyler Miller	1	1-0
Brody Moore	1	1-0
J.S. Shenker	1	1-0
Judd Ward	1	1-0

8TH SPOT

Kason Howell	6	1-5
Brody Moore	6	4-2
Ryan Dyal	5	3-2
Nate LaRue	3	2-1
Steven Williams	3	0-3
Josh Hall	2	2-0
Bryson Ware	2	1-1
Cam Hill	1	0-1
J.S. Shenker	1	0-1

9TH SPOT

Kason Howell	8	4-4
Brody Moore	5	2-3
Nate LaRue	4	1-3
Ryan Dyal	3	0-3
Cole Foster	3	2-1
Josh Hall	3	1-2
Garrett Farquhar	2	2-0
Brayton Brown	1	1-0

AUBURN 2021 GAME-BY-GAME STARTING LINEUPS

DATE	OPP	1	2	3	4	5	6	7	8	9	SP
2/19	Presbyterian	Ward	Bliss	Ware	Woley	Miller	Williams	Howell	Hall	Moore	Greenhill
2/20	Presbyterian	Ward	Bliss	Ware	Woley	Williams	Howell	Shenker	LaRue	Farquhar	Fitts
2/21	Presbyterian	Ward	Bliss	Ware	Woley	Miller	Williams	Howell	Hall	Moore	Barnett
2/23	Alabama A&M	Ward	Hall	Ware	Williams	Moore	Hill	Miller	LaRue	Foster	Bright
2/24	Alabama A&M	Ward	Hall	Ware	Williams	Moore	Miller	Howell	Dyal	Farquhar	Sokol
2/26	vs. Oklahoma	Ward	Bliss	Ware	Williams	Woley	Miller	Howell	Hill	Moore	Greenhill
2/27	vs. Baylor	Ward	Bliss	Ware	Woley	Miller	Howell	Peirce	LaRue	Moore	Fitts
2/28	vs. Texas A&M	Williams	Bliss	Moore	Woley	Ware	Miller	Howell	Dyal	Brown	Bright
3/5	Boston College	Williams	Bliss	Miller	Woley	Ware	Hall	Howell	Dyal	Moore	Fitts
3/6	Boston College	Howell	Bliss	Williams	Woley	Miller	Ware	Hill	Moore	Hall	Barnett
3/7	Boston College	Howell	Bliss	Williams	Woley	Miller	Ware	Hill	Moore	Hall	Bright
3/9	at UAB	Ward	Bliss	Williams	Woley	Miller	Ware	Moore	Dyal	Howell	Gonzalez
3/12	Little Rock	Ward	Bliss	Williams	Woley	Miller	Ware	Hill	Moore	Howell	Greenhill
3/13	Little Rock	Hall	Bliss	Williams	Woley	Miller	Ware	Hill	Moore	Howell	Barnett
3/14	Little Rock	Bliss	Moore	Williams	Woley	Miller	Brown	Hill	Howell	LaRue	Bright
3/16	Lipscomb	Hall	Bliss	Williams	Woley	Miller	Ware	Ward	Moore	Howell	Glavine
3/19	at Ole Miss*	Ward	Bliss	Williams	Woley	Miller	Ware	Hill	Moore	Howell	Greenhill
3/20	at Ole Miss*	Bliss	Ward	Woley	Miller	Moore	Williams	Hill	Howell	Hall	Barnett
3/21	at Ole Miss*	Bliss	Ward	Woley	Miller	Moore	Williams	Dyal	Howell	Foster	Bright
3/26	Kentucky*	Bliss	Ward	Woley	Miller	Moore	Ware	Brown	Williams	Howell	Greenhill
3/27	Kentucky*	Bliss	Moore	Woley	Miller	Howell	Ward	Peirce	Shenker	LaRue	Barnett
3/27	Kentucky*	Bliss	Ward	Woley	Miller	Williams	Moore	Hill	Howell	Dyal	Gonzalez
4/1	at Arkansas*	Bliss	Moore	Miller	Woley	Ward	Howell	Williams	Ware	LaRue	Greenhill
4/2	at Arkansas*	Bliss	Ward	Woley	Miller	Moore	Hill	Howell	Williams	Dyal	Owen
4/3	at Arkansas*	Bliss	Ward	Woley	Miller	Moore	Howell	Williams	Ware	LaRue	Gonzalez
4/9	Mississippi State*	Bliss	Ward	Woley	Miller	Moore	Ware	Williams	Howell	Dyal	Greenhill
4/10	Mississippi State*	Bliss	Ward	Woley	Miller	Moore	Hill	Ware	Williams	Howell	Owen
4/11	Mississippi State*	Bliss	Ward	Woley	Miller	Moore	Hill	Ware	Dyal	Howell	Gonzalez
4/13	at Georgia Tech	Bliss	Moore	Miller	Woley	Ward	Ware	Williams	Howell	Foster	Bright
4/16	at Alabama*										
4/17	at Alabama*										
4/18	at Alabama*										
4/20	Samford										
4/21	Jacksonville State										
4/23	Florida*										
4/24	Florida*										
4/25	Florida*										
4/30	at Georgia*										
5/1	at Georgia*										
5/2	at Georgia*										
5/4	UAB										
5/7	LSU*										
5/8	LSU*										
5/9	LSU*										
5/11	at Samford										
5/14	Texas A&M*										
5/15	Texas A&M*										
5/16	Texas A&M*										
5/18	North Alabama										
5/20	at Missouri*										
5/21	at Missouri*										
5/22	at Missouri*										

* - SEC Game

AUBURN 2021 GAME-BY-GAME STARTERS

DATE	OPP	SP	C	1B	2B	3B	SS	LF	CF	RF	DH
2/19	Presbyterian	Greenhill	Williams	Miller	Moore	Woley	Bliss	Ward	Howell	Hall	Ware
2/20	Presbyterian	Fitts	LaRue	Shenker	Farquhar	Woley	Bliss	Ward	Howell	Ware	Williams
2/21	Presbyterian	Barnett	Williams	Miller	Moore	Woley	Bliss	Ward	Howell	Hall	Ware
2/23	Alabama A&M	Bright	LaRue	Ware	Moore	Miller	Foster	Ward	Hall	Williams	Hill
2/24	Alabama A&M	Sokol	Dyal	Ware	Farquhar	Miller	Moore	Ward	Howell	Hall	Williams
2/26	vs. Oklahoma	Greenhill	Williams	Miller	Moore	Woley	Bliss	Ward	Howell	Ware	Hill
2/27	vs. Baylor	Fitts	LaRue	Miller	Moore	Woley	Bliss	Ward	Howell	Ware	Peirce
2/28	vs. Texas A&M	Bright	Dyal	Miller	Moore	Woley	Bliss	Williams	Howell	Ware	Brown
3/5	Boston College	Fitts	Dyal	Miller	Moore	Woley	Bliss	Williams	Howell	Hall	Ware
3/6	Boston College	Barnett	Williams	Miller	Moore	Woley	Bliss	Hall	Howell	Ware	Hill
3/7	Boston College	Bright	Williams	Miller	Moore	Woley	Bliss	Hall	Howell	Ware	Hill
3/9	at UAB	Gonzalez	Dyal	Miller	Moore	Woley	Bliss	Williams	Howell	Ware	Ward
3/12	Little Rock	Greenhill	Williams	Miller	Moore	Woley	Bliss	Ward	Howell	Ware	Hill
3/13	Little Rock	Barnett	Williams	Miller	Moore	Woley	Bliss	Hall	Howell	Ware	Hill
3/14	Little Rock	Bright	LaRue	Miller	Moore	Woley	Bliss	Brown	Howell	Williams	Hill
3/16	Lipscomb	Glavine	Williams	Miller	Moore	Woley	Bliss	Ward	Howell	Hall	Ware
3/19	at Ole Miss*	Greenhill	Williams	Miller	Moore	Woley	Bliss	Ward	Howell	Ware	Hill
3/20	at Ole Miss*	Barnett	Williams	Miller	Moore	Woley	Bliss	Ward	Howell	Hall	Hill
3/21	at Ole Miss*	Bright	Dyal	Miller	Moore	Woley	Bliss	Ward	Howell	Williams	Foster
3/26	Kentucky*	Greenhill	Williams	Miller	Moore	Woley	Bliss	Ward	Howell	Ware	Brown
3/27	Kentucky*	Barnett	LaRue	Miller	Moore	Woley	Bliss	Ward	Howell	Peirce	Shenker
3/28	Kentucky*	Gonzalez	Dyal	Miller	Moore	Woley	Bliss	Ward	Howell	Williams	Hill
4/1	at Arkansas*	Greenhill	LaRue	Miller	Moore	Woley	Bliss	Ward	Howell	Williams	Ware
4/2	at Arkansas*	Owen	Dyal	Miller	Moore	Woley	Bliss	Ward	Howell	Williams	Hill
4/3	at Arkansas*	Gonzalez	LaRue	Miller	Moore	Woley	Bliss	Ward	Howell	Williams	Ware
4/9	Mississippi State*	Greenhill	Dyal	Miller	Moore	Woley	Bliss	Ward	Howell	Williams	Ware
4/10	Mississippi State*	Owen	Williams	Miller	Moore	Woley	Bliss	Ward	Howell	Ware	Hill
4/11	Mississippi State*	Gonzalez	Dyal	Miller	Moore	Woley	Bliss	Ward	Howell	Ware	Hill
4/13	at Georgia Tech	Bright	Williams	Miller	Moore	Woley	Bliss	Ward	Howell	Ware	Foster
4/16	at Alabama*										
4/17	at Alabama*										
4/18	at Alabama*										
4/20	Samford										
4/21	Jacksonville State										
4/23	Florida*										
4/24	Florida*										
4/25	Florida*										
4/30	at Georgia*										
5/1	at Georgia*										
5/2	at Georgia*										
5/4	UAB										
5/7	LSU*										
5/8	LSU*										
5/9	LSU*										
5/11	at Samford										
5/14	Texas A&M*										
5/15	Texas A&M*										
5/16	Texas A&M*										
5/18	North Alabama										
5/20	at Missouri*										
5/21	at Missouri*										
5/22	at Missouri*										

* - SEC Game

OVERALL STATS



**2021 Auburn Baseball
Overall Statistics for Auburn (as of Apr 13, 2021)
(All games Sorted by Batting avg)**



Record: 13-16 Home: 8-9 Away: 4-5 Neutral: 1-2 SEC: 1-11

Player	avg	gp-gs	ab	r	h	2b	3b	hr	rbi	tb	slg%	bb	hp	so	gdp	ob%	sf	sh	sb-att	po	a	e	fld%	
9 Bliss, Ryan	.362	27-27	116	24	42	4	0	8	20	70	.603	10	0	14	3	.413	0	1	4-6	30	72	4	.962	
10 Miller, Tyler	.343	28-28	108	23	37	4	1	9	38	70	.648	12	0	22	3	.402	2	1	3-4	215	9	1	.996	
19 Moore, Brody	.318	28-28	110	19	35	5	0	2	23	46	.418	10	0	10	3	.372	1	0	0-2	43	80	0	1.000	
4 Woley, Rankin	.315	27-27	108	21	34	8	0	3	13	51	.472	9	5	26	0	.387	2	0	1-1	21	48	5	.932	
8 Ware, Bryson	.291	26-23	86	28	25	4	1	5	20	46	.535	13	3	33	1	.398	1	0	3-4	42	1	0	1.000	
16 Hill, Cam	.269	17-13	52	9	14	1	1	4	18	29	.558	7	0	11	2	.350	1	0	0-0	0	1	0	1.000	
5 Howell, Kason	.247	29-28	93	14	23	4	0	3	15	36	.387	19	3	19	0	.391	0	2	5-7	82	3	1	.988	
41 Williams, Steven	.240	28-26	100	21	24	7	0	5	21	46	.460	16	1	25	2	.347	1	0	0-1	119	11	1	.992	
1 Ward, Judd	.238	23-23	84	17	20	2	0	3	10	31	.369	11	2	19	1	.333	2	0	0-1	31	1	0	1.000	

7 Foster, Cole	.400	8-3	15	5	6	2	0	0	1	8	.533	2	1	4	0	.500	0	0	0-0	3	8	1	.917	
47 Farquhar, Garrett	.333	11-2	15	5	5	2	0	0	1	7	.467	2	1	3	0	.444	0	1	1-1	6	6	1	.923	
2 Hall, Josh	.325	17-10	40	9	13	2	2	0	9	19	.475	3	0	10	0	.348	3	1	4-5	25	1	1	.963	
34 Shenker, John Sam	.250	10-2	16	3	4	1	0	0	2	5	.313	2	1	8	0	.368	0	0	0-0	15	0	0	1.000	
3 Brown, Brayton	.227	14-3	22	7	5	1	0	2	8	12	.545	4	1	10	0	.370	0	1	0-0	6	0	1	.857	
6 Peirce, Bobby	.200	8-2	15	3	3	1	0	0	4	4	.267	1	1	5	1	.294	0	0	0-0	1	0	0	1.000	
28 LaRue, Nate	.182	11-7	22	4	4	1	0	1	3	8	.364	5	0	5	1	.321	1	0	0-0	63	3	0	1.000	
17 Dyal, Ryan	.111	16-9	27	5	3	0	0	0	1	3	.111	13	0	9	1	.400	0	0	1-1	69	6	1	.987	
Totals	.289	29	1029	217	297	49	5	45	207	491	.477	139	19	233	18	.379	14	7	22-33	777	272	25	.977	
Opponents	.246	29	973	163	239	39	3	29	145	371	.381	118	26	239	26	.340	8	4	17-23	769	227	30	.971	

LOB - Team (223), Opp (189). DPs turned - Team (35), Opp (22). CI - Team (0), Opp (1). IBB - Team (5), Miller, T. 3, Hill, C. 1, Williams, S. 1, Opp (3). Picked off - Hall, J. 1.

(All games Sorted by Earned run avg)

Player	era	w-l	app	gs	cg	sho	sv	ip	h	r	er	bb	so	2b	3b	hr	b/avg	wp	hp	bk	sfa	sha		
20 Greenhill, Cody	1.83	3-0	7	7	0	0/1	0	39.1	24	11	8	10	29	5	0	4	.176	5	2	1	1	2		
18 Barnett, Mason	3.82	2-1	9	5	0	0/1	1	30.2	26	16	13	16	30	7	0	2	.236	2	5	1	3	0		
21 Bright, Trace	6.95	3-3	11	6	0	0/0	0	33.2	33	27	26	11	28	6	0	6	.256	0	2	0	0	0		
45 Gonzalez, Joseph	8.57	0-3	10	4	0	0/1	0	21.0	28	20	20	8	16	4	1	1	.318	2	2	1	0	0		

36 Sokol, Jack	0.00	1-0	2	1	0	0/1	0	4.2	1	0	0	4	6	1	0	0	.083	0	0	0	0	0		
33 Morrison, Will	0.00	0-0	5	0	0	0/0	0	4.2	1	0	0	3	3	0	0	0	.077	1	1	0	1	0		
40 Burkhalter, Blake	1.54	0-0	10	0	0	0/2	0	11.2	7	3	2	12	16	1	0	2	.167	2	2	0	0	0		
26 Mullins, Hayden	2.38	2-0	7	0	0	0/1	0	11.1	10	4	3	4	19	0	0	0	.222	3	1	0	0	0		
29 Skipper, Carson	2.53	0-1	8	0	0	0/1	0	10.2	7	3	3	3	11	1	0	0	.179	2	1	0	0	0		
27 Thomas, Seb	3.55	0-1	9	0	0	0/1	0	12.2	9	5	5	5	10	2	0	1	.214	0	1	0	0	1		
32 Swilling, Carson	3.68	1-1	10	0	0	0/1	0	14.2	10	6	6	8	14	1	0	1	.189	2	1	0	0	0		
23 Glavine, Peyton	4.86	0-1	9	1	0	0/1	0	16.2	11	9	9	5	13	3	0	2	.190	0	2	0	0	1		
43 Fitts, Richard	7.71	0-3	7	3	0	0/0	1	18.2	24	18	16	6	16	5	1	6	.312	1	0	0	1	0		
44 Owen, Jack	9.53	0-2	4	2	0	0/0	0	11.1	18	12	12	4	7	2	0	2	.367	1	2	1	0	0		
14 Fuller, Brooks	9.69	0-0	10	0	0	0/0	0	13.0	19	15	14	12	15	0	0	2	.333	6	3	0	1	0		
16 Hill, Cam	27.00	1-0	7	0	0	0/0	0	4.1	11	14	13	7	6	1	1	0	.478	2	1	0	1	0		
Totals	5.21	13-16	29	29	0	3/3	2	259.0	239	163	150	118	239	39	3	29	.246	29	26	4	8	4		
Opponents	6.53	16-13	29	29	0	1/1	6	256.1	297	217	186	139	233	49	5	45	.289	32	19	3	14	7		

PB - Team (3), Williams, S. 1, LaRue, N. 1, Dyal, R. 1, Opp (2). Pickoffs - Team (3), LaRue, N. 1, Gonzalez, J. 1, Burkhalter 1, Opp (1). SBA/ATT - Williams, S. (8-11), Dyal, R. (9-10), Fitts, R. (5-6), Gonzalez, J. (3-3), Barnett, M. (0-3), Mullins, H. (2-2), Greenhill, C (2-2), Swilling, C. (2-2), Morrison, W. (1-1), Sokol, J. (0-1), Glavine, P. (1-1), Bright, T. (0-1), Owen, J. (1-1), LaRue, N. (0-1).

SEC STATS



2021 Auburn Baseball
Conference statistics for Auburn (as of Apr 11, 2021)
(SEC games only Sorted by Batting avg)



Record: 1-11 Home: 0-6 Away: 1-5 SEC: 1-11

Player	avg	gp-gs	ab	r	h	2b	3b	hr	rbi	tb	slg%	bb	hp	so	gdp	ob%	sf	sh	sb-att	po	a	e	fld%	
9 Bliss, Ryan	.382	12-12	55	11	21	1	0	4	9	34	.618	4	0	8	1	.424	0	0	1-2	12	36	1	.980	
4 Woley, Rankin	.340	12-12	47	5	16	3	0	1	6	22	.468	3	2	11	0	.396	1	0	0-0	11	17	1	.966	
19 Moore, Brody	.333	12-12	48	5	16	2	0	1	4	21	.438	3	0	6	0	.373	0	0	0-0	21	45	0	1.000	
10 Miller, Tyler	.250	12-12	44	6	11	2	0	3	12	22	.500	8	0	14	1	.365	0	1	1-2	107	2	0	1.000	
5 Howell, Kason	.243	12-12	37	5	9	2	0	2	5	17	.459	6	1	9	0	.364	0	1	0-0	40	1	1	.976	
1 Ward, Judd	.204	12-12	49	5	10	1	0	1	4	14	.286	1	2	15	1	.250	0	0	0-1	16	0	0	1.000	
8 Ware, Bryson	.192	10-7	26	6	5	0	0	2	3	11	.423	3	1	13	0	.300	0	0	0-0	12	0	0	1.000	
41 Williams, Steven	.179	11-10	39	4	7	2	0	1	2	12	.308	3	0	16	0	.238	0	0	0-1	38	2	1	.976	
16 Hill, Cam	.091	8-6	22	4	2	0	0	2	2	8	.364	2	0	6	2	.167	0	0	0-0	0	1	0	1.000	

7 Foster, Cole	.400	2-1	5	1	2	1	0	0	0	3	.600	0	0	2	0	.400	0	0	0-0	0	3	0	1.000	
34 Shenker, John Sam	.375	4-1	8	1	3	1	0	0	1	4	.500	0	0	3	0	.375	0	0	0-0	4	0	0	1.000	
6 Peirce, Bobby	.333	2-1	3	0	1	0	0	0	1	1	.333	0	0	0	0	.333	0	0	0-0	0	0	0	.000	
3 Brown, Brayton	.222	5-1	9	3	2	0	0	1	5	5	.556	1	1	4	0	.364	0	0	0-0	2	0	1	.667	
17 Dyal, Ryan	.083	9-5	12	3	1	0	0	0	1	1	.083	6	0	5	1	.389	0	0	0-0	26	4	1	.968	
28 LaRue, Nate	.000	4-3	9	1	0	0	0	0	1	0	.000	3	0	4	0	.231	1	0	0-0	21	0	0	1.000	
2 Hall, Josh	.000	5-1	7	1	0	0	0	0	3	0	.000	0	0	5	0	.000	2	1	0-0	5	0	0	1.000	
47 Farquhar, Garrett	.000	3-0	3	0	0	0	0	0	0	0	.000	0	0	0	0	.000	0	0	0-0	0	1	0	1.000	
Totals	.251	12	423	61	106	15	0	18	59	175	.414	43	7	121	6	.327	4	3	2-6	316	120	11	.975	
Opponents	.284	12	415	92	118	22	2	14	81	186	.448	64	16	80	12	.397	4	2	13-13	330	86	9	.979	

LOB - Team (89), Opp (93). DPs turned - Team (17), Opp (8). IBB - Team (3), Miller, T. 3, Opp (2).

(SEC games only Sorted by Earned run avg)

Player	era	w-l	app	gs	cg	sho	sv	ip	h	r	er	bb	so	2b	3b	hr	b/avg	wp	hp	bk	sfa	sha		
20 Greenhill, Cody	1.80	1-0	4	4	0	0/0	0	25.0	15	7	5	5	15	2	0	3	.174	3	1	0	1	2		
18 Barnett, Mason	8.31	0-1	5	2	0	0/0	1	13.0	17	14	12	8	13	6	0	2	.321	2	3	1	2	0		
44 Owen, Jack	9.53	0-2	4	2	0	0/0	0	11.1	18	12	12	4	7	2	0	2	.367	1	2	1	0	0		
45 Gonzalez, Joseph	14.34	0-3	4	3	0	0/0	0	10.2	18	17	17	8	5	2	1	1	.375	2	2	0	0	0		
21 Bright, Trace	15.43	0-2	5	1	0	0/0	0	9.1	15	16	16	7	9	4	0	3	.357	0	1	0	0	0		

33 Morrison, Will	0.00	0-0	4	0	0	0/0	0	4.0	1	0	0	3	3	0	0	0	.083	0	1	0	0	0		
36 Sokol, Jack	0.00	0-0	1	0	0	0/0	0	0.2	0	0	0	1	0	0	0	0	.000	0	0	0	0	0		
40 Burkhalter, Blake	2.45	0-0	4	0	0	0/0	0	3.2	1	1	1	6	4	0	0	1	.091	2	1	0	0	0		
27 Thomas, Seb	2.45	0-0	2	0	0	0/0	0	3.2	2	1	1	2	1	0	0	0	.154	0	0	0	0	0		
14 Fuller, Brooks	4.76	0-0	4	0	0	0/0	0	5.2	6	3	3	5	6	0	0	1	.273	2	1	0	0	0		
29 Skipper, Carson	5.40	0-1	3	0	0	0/0	0	5.0	4	3	3	2	5	1	0	0	.211	2	1	0	0	0		
23 Glavine, Peyton	6.23	0-0	3	0	0	0/0	0	4.1	4	3	3	1	4	2	0	1	.235	0	1	0	0	0		
32 Swilling, Carson	8.44	0-1	4	0	0	0/0	0	5.1	6	5	5	7	4	0	0	0	.300	2	1	0	0	0		
43 Fitts, Richard	15.43	0-1	3	0	0	0/0	0	2.1	7	5	4	1	3	3	1	0	.500	0	0	0	1	0		
16 Hill, Cam	18.00	0-0	2	0	0	0/0	0	1.0	2	3	2	3	1	0	0	0	.400	0	0	0	0	0		
26 Mullins, Hayden	54.00	0-0	1	0	0	0/0	0	0.1	2	2	2	1	0	0	0	0	.667	2	1	0	0	0		
Totals	7.35	1-11	12	12	0	0/0	1	105.1	118	92	86	64	80	22	2	14	.284	18	16	2	4	2		
Opponents	4.25	11-1	12	12	0	1/1	5	110.0	106	61	52	43	121	15	0	18	.251	11	7	1	4	3		

PB - Team (1), Dyal, R. 1, Opp (1). Pickoffs - Team (1), Burkhalter 1. SBA/ATT - Williams, S. (7-7), Dyal, R. (6-6), Fitts, R. (4-4), Gonzalez, J. (3-3), Greenhill, C (2-2), Swilling, C. (1-1), Owen, J. (1-1), Glavine, P. (1-1), Morrison, W. (1-1).

CAREER VS ALABAMA



**Individual Career History
vs Alabama**



Bliss, Ryan

Year	avg	gp-gs	ab	r	h	2b	3b	hr	rbi	tb	slg%	bb	hbp	so	gdp	ob%	sf	sh	sb-att	po	a	e	fld%
2019	.375	4-4	16	5	6	1	0	0	4	7	.438	2	0	3	0	.444	0	1	2-2	9	16	1	.962
TOTAL	.375	4-4	16	5	6	1	0	0	4	7	.438	2	0	3	0	.444	0	1	2-2	9	16	1	.962

Fitts, Richard

Year	avg	gp-gs	ab	r	h	2b	3b	hr	rbi	tb	slg%	bb	hbp	so	gdp	ob%	sf	sh	sb-att	po	a	e	fld%
2019	3.68	0-0	2	1	0	0/0	0	7.1	10	3	3	1	4	1	0	1	32	.333	1	1	0	0	0
TOTAL	3.68	0-0	2	1	0	0/0	0	7.1	10	3	3	1	4	1	0	1	32	.333	1	1	0	0	0

Fuller, Brooks

Year	avg	gp-gs	ab	r	h	2b	3b	hr	rbi	tb	slg%	bb	hbp	so	gdp	ob%	sf	sh	sb-att	po	a	e	fld%
2019	.000	0-0	0	0	0	0	0	0	0	0	.000	0	0	0	0	.000	0	0	0-0	1	1	1	.667
TOTAL	.000	0-0	0	0	0	0	0	0	0	0	.000	0	0	0	0	.000	0	0	0-0	1	1	1	.667

Year	era	w-l	app	qs	cq	sho	sv	ip	h	r	er	bb	so	2b	3b	hr	bf	bavg	wp	hbp	bk	sfa	sha
2019	6.00	0-0	1	1	0	0/0	0	3.0	3	2	2	2	3	1	0	0	18	.214	0	1	0	0	1
TOTAL	6.00	0-0	1	1	0	0/0	0	3.0	3	2	2	2	3	1	0	0	18	.214	0	1	0	0	1

Greenhill, Cody

Year	avg	gp-gs	ab	r	h	2b	3b	hr	rbi	tb	slg%	bb	hbp	so	gdp	ob%	sf	sh	sb-att	po	a	e	fld%
2018	0.00	0-0	1	0	0	0/1	0	2.0	2	0	0	1	4	1	0	0	10	.250	0	1	0	0	0
2019	0.00	0-1	2	0	0	0/0	0	2.0	3	2	0	1	2	0	0	0	10	.333	0	0	0	0	0
TOTAL	0.00	0-1	3	0	0	0/1	0	4.0	5	2	0	2	6	1	0	0	20	.294	0	1	0	0	0

Howell, Kason

Year	avg	gp-gs	ab	r	h	2b	3b	hr	rbi	tb	slg%	bb	hbp	so	gdp	ob%	sf	sh	sb-att	po	a	e	fld%
2019	.231	4-4	13	2	3	2	0	0	2	5	.385	1	0	4	0	.286	0	1	0-0	10	0	0	1.000
TOTAL	.231	4-4	13	2	3	2	0	0	2	5	.385	1	0	4	0	.286	0	1	0-0	10	0	0	1.000

Moore, Brody

Year	avg	gp-gs	ab	r	h	2b	3b	hr	rbi	tb	slg%	bb	hbp	so	gdp	ob%	sf	sh	sb-att	po	a	e	fld%
2019	.500	2-1	6	2	3	0	0	0	1	3	.500	0	0	1	0	.500	0	0	0-1	8	0	0	1.000
TOTAL	.500	2-1	6	2	3	0	0	0	1	3	.500	0	0	1	0	.500	0	0	0-1	8	0	0	1.000

CAREER VS ALABAMA



**Individual Career History
vs Alabama**

Morrison, Will

Year	avg	gp-gs	ab	r	h	2b	3b	hr	rbi	tb	slg%	bb	hbp	so	gdp	ob%	sf	sh	sb-att	po	a	e	fld%
2019	.000	0-0	0	0	0	0	0	0	0	0	.000	0	0	0	0	.000	0	0	0-0	1	0	0	1.000
TOTAL	.000	0-0	0	0	0	0	0	0	0	0	.000	0	0	0	0	.000	0	0	0-0	1	0	0	1.000

Year	era	w-l	app	gs	cg	sho	sv	ip	h	r	er	bb	so	2b	3b	hr	bf	bavg	wp	hbp	bk	sfa	sha
2019	5.40	0-0	3	0	0	0/0	0	1.2	2	1	1	2	2	0	0	0	8	.333	0	0	0	0	0
TOTAL	5.40	0-0	3	0	0	0/0	0	1.2	2	1	1	2	2	0	0	0	8	.333	0	0	0	0	0

Owen, Jack

Year	avg	gp-gs	ab	r	h	2b	3b	hr	rbi	tb	slg%	bb	hbp	so	gdp	ob%	sf	sh	sb-att	po	a	e	fld%
2019	.000	0-0	0	0	0	0	0	0	0	0	.000	0	0	0	0	.000	0	0	0-0	1	2	0	1.000
TOTAL	.000	0-0	0	0	0	0	0	0	0	0	.000	0	0	0	0	.000	0	0	0-0	1	2	0	1.000

Year	era	w-l	app	gs	cg	sho	sv	ip	h	r	er	bb	so	2b	3b	hr	bf	bavg	wp	hbp	bk	sfa	sha
2018	0.00	1-0	1	1	0	0/0	0	4.0	1	0	0	2	4	0	0	0	16	.077	0	1	0	0	0
2019	1.80	1-0	1	1	0	0/0	0	5.0	5	1	1	2	0	1	0	0	21	.278	0	1	0	0	0
TOTAL	1.00	2-0	2	2	0	0/0	0	9.0	6	1	1	4	4	1	0	0	37	.194	0	2	0	0	0

Ward, Judd

Year	avg	gp-gs	ab	r	h	2b	3b	hr	rbi	tb	slg%	bb	hbp	so	gdp	ob%	sf	sh	sb-att	po	a	e	fld%
2018	.222	3-2	9	0	2	0	0	0	1	2	.222	0	0	1	0	.222	0	0	0-0	9	1	0	1.000
2019	.250	4-4	16	2	4	1	0	0	2	5	.313	3	0	0	0	.368	0	1	0-0	4	0	1	.800
TOTAL	.240	7-6	25	2	6	1	0	0	3	7	.280	3	0	1	0	.321	0	1	0-0	13	1	1	.933

Williams, Steven

Year	avg	gp-gs	ab	r	h	2b	3b	hr	rbi	tb	slg%	bb	hbp	so	gdp	ob%	sf	sh	sb-att	po	a	e	fld%
2018	.571	4-4	14	7	8	1	0	1	8	12	.857	5	0	2	0	.650	1	0	0-0	10	0	1	.909
2019	.385	4-4	13	4	5	1	0	1	3	9	.692	4	1	3	0	.556	0	0	0-0	4	1	1	.833
TOTAL	.481	8-8	27	11	13	2	0	2	11	21	.778	9	1	5	0	.605	1	0	0-0	14	1	2	.882

Woley, Rankin

Year	avg	gp-gs	ab	r	h	2b	3b	hr	rbi	tb	slg%	bb	hbp	so	gdp	ob%	sf	sh	sb-att	po	a	e	fld%
2019	.364	3-3	11	1	4	2	0	0	4	6	.545	0	1	3	0	.417	0	0	0-0	27	6	0	1.000
TOTAL	.364	3-3	11	1	4	2	0	0	4	6	.545	0	1	3	0	.417	0	0	0-0	27	6	0	1.000

HITTERS CONFERENCE-ONLY CAREER STATS

Bliss, Ryan

Year	avg	gp-gs	ab	r	h	2b	3b	hr	rbi	tb	slg%	bb	hbp	so	gdp	ob%	sf	sh	sb-att	po	a	e	fld%
2019	.288	30-30	111	24	32	4	0	1	17	39	.351	13	2	17	4	.364	3	1	6-7	55	93	4	.974
2021	.382	12-12	55	11	21	1	0	4	9	34	.618	4	0	8	1	.424	0	0	1-2	12	36	1	.980
TOTAL	.319	42-42	166	35	53	5	0	5	26	73	.440	17	2	25	5	.383	3	1	7-9	67	129	5	.975

Howell, Kason

Year	avg	gp-gs	ab	r	h	2b	3b	hr	rbi	tb	slg%	bb	hbp	so	gdp	ob%	sf	sh	sb-att	po	a	e	fld%
2019	.238	29-29	105	11	25	5	0	0	8	30	.286	7	4	29	2	.310	0	2	4-5	81	1	1	.988
2021	.243	12-12	37	5	9	2	0	2	5	17	.459	6	1	9	0	.364	0	1	0-0	40	1	1	.976
TOTAL	.239	41-41	142	16	34	7	0	2	13	47	.331	13	5	38	2	.325	0	3	4-5	121	2	2	.984

Moore, Brody

Year	avg	gp-gs	ab	r	h	2b	3b	hr	rbi	tb	slg%	bb	hbp	so	gdp	ob%	sf	sh	sb-att	po	a	e	fld%
2019	.235	7-2	17	2	4	0	0	0	1	4	.235	0	0	4	2	.235	0	0	0-1	9	3	0	1.000
2021	.333	12-12	48	5	16	2	0	1	4	21	.438	3	0	6	0	.373	0	0	0-0	21	45	0	1.000
TOTAL	.308	19-14	65	7	20	2	0	1	5	25	.385	3	0	10	2	.338	0	0	0-1	30	48	0	1.000

Ward, Judd

Year	avg	gp-gs	ab	r	h	2b	3b	hr	rbi	tb	slg%	bb	hbp	so	gdp	ob%	sf	sh	sb-att	po	a	e	fld%
2018	.195	18-12	41	5	8	1	1	0	3	11	.268	7	1	7	0	.327	0	1	0-1	37	1	0	1.000
2019	.286	30-30	119	15	34	7	0	2	14	47	.395	13	2	27	0	.366	0	4	1-1	72	5	3	.963
2021	.204	12-12	49	5	10	1	0	1	4	14	.286	1	2	15	1	.250	0	0	0-1	16	0	0	1.000
TOTAL	.249	60-54	209	25	52	9	1	3	21	72	.344	21	5	49	1	.332	0	5	1-3	125	6	3	.978

Williams, Steven

Year	avg	gp-gs	ab	r	h	2b	3b	hr	rbi	tb	slg%	bb	hbp	so	gdp	ob%	sf	sh	sb-att	po	a	e	fld%
2018	.255	30-30	106	23	27	0	0	6	20	45	.425	25	2	22	1	.403	1	0	1-1	54	4	2	.967
2019	.190	30-30	105	12	20	2	1	3	9	33	.314	15	1	32	1	.293	2	2	1-1	57	3	2	.968
2021	.179	11-10	39	4	7	2	0	1	2	12	.308	3	0	16	0	.238	0	0	0-1	38	2	1	.976
TOTAL	.216	71-70	250	39	54	4	1	10	31	90	.360	43	3	70	2	.334	3	2	2-3	149	9	5	.969

Woley, Rankin

Year	avg	gp-gs	ab	r	h	2b	3b	hr	rbi	tb	slg%	bb	hbp	so	gdp	ob%	sf	sh	sb-att	po	a	e	fld%
2019	.231	29-29	117	9	27	4	0	2	13	37	.316	6	2	28	3	.280	0	0	1-1	231	20	0	1.000
2021	.340	12-12	47	5	16	3	0	1	6	22	.468	3	2	11	0	.396	1	0	0-0	11	17	1	.966
TOTAL	.262	41-41	164	14	43	7	0	3	19	59	.360	9	4	39	3	.315	1	0	1-1	242	37	1	.996

PITCHERS CONFERENCE-ONLY CAREER STATS

Fitts, Richard

Year	era	w-l	app	qs	cq	sho	sv	ip	h	r	er	bb	so	2b	3b	hr	bf	bavg	wp	hbp	bk	sfa	sha
2019	7.88	2-3	9	5	0	0/0	0	24.0	38	21	21	6	17	6	0	5	111	.362	4	0	0	0	0
2021	15.43	0-1	3	0	0	0/0	0	2.1	7	5	4	1	3	3	1	0	16	.500	0	0	0	1	0
TOTAL	8.54	2-4	12	5	0	0/0	0	26.1	45	26	25	7	20	9	1	5	127	.378	4	0	0	1	0

Fuller, Brooks

Year	era	w-l	app	qs	cq	sho	sv	ip	h	r	er	bb	so	2b	3b	hr	bf	bavg	wp	hbp	bk	sfa	sha
2019	3.82	2-2	11	6	0	0/1	1	33.0	29	17	14	23	30	3	1	4	151	.238	6	2	0	1	3
2021	4.76	0-0	4	0	0	0/0	0	5.2	6	3	3	5	6	0	0	1	28	.273	2	1	0	0	0
TOTAL	3.96	2-2	15	6	0	0/1	1	38.2	35	20	17	28	36	3	1	5	179	.243	8	3	0	1	3

Glavine, Peyton

Year	era	w-l	app	qs	cq	sho	sv	ip	h	r	er	bb	so	2b	3b	hr	bf	bavg	wp	hbp	bk	sfa	sha
2018	0.00	0-0	1	0	0	0/0	0	0.1	1	0	0	0	1	0	0	0	2	.500	0	0	0	0	0
2019	9.00	0-0	3	0	0	0/0	0	2.0	4	2	2	4	2	0	0	0	14	.400	0	0	0	0	0
2021	6.23	0-0	3	0	0	0/0	0	4.1	4	3	3	1	4	2	0	1	19	.235	0	1	0	0	0
TOTAL	6.75	0-0	7	0	0	0/0	0	6.2	9	5	5	5	7	2	0	1	35	.310	0	1	0	0	0

Greenhill, Cody

Year	era	w-l	app	qs	cq	sho	sv	ip	h	r	er	bb	so	2b	3b	hr	bf	bavg	wp	hbp	bk	sfa	sha
2018	2.42	2-2	8	0	0	0/1	2	26.0	24	9	7	9	24	6	0	2	110	.245	1	2	0	0	1
2019	3.28	2-2	16	0	0	0/2	7	35.2	34	16	13	10	30	7	1	2	155	.248	3	5	0	2	1
2021	1.80	1-0	4	4	0	0/0	0	25.0	15	7	5	5	15	2	0	3	95	.174	3	1	0	1	2
TOTAL	2.60	5-4	28	4	0	0/3	9	86.2	73	32	25	24	69	15	1	7	360	.227	7	8	0	3	4

Morrison, Will

Year	era	w-l	app	qs	cq	sho	sv	ip	h	r	er	bb	so	2b	3b	hr	bf	bavg	wp	hbp	bk	sfa	sha
2019	2.45	0-0	10	0	0	0/0	0	11.0	10	3	3	2	6	3	0	1	42	.263	0	1	0	1	0
2021	0.00	0-0	4	0	0	0/0	0	4.0	1	0	0	3	3	0	0	0	16	.083	0	1	0	0	0
TOTAL	1.80	0-0	14	0	0	0/0	0	15.0	11	3	3	5	9	3	0	1	58	.220	0	2	0	1	0

Owen, Jack

Year	era	w-l	app	qs	cq	sho	sv	ip	h	r	er	bb	so	2b	3b	hr	bf	bavg	wp	hbp	bk	sfa	sha
2018	18.00	0-0	3	0	0	0/0	0	2.0	3	4	4	3	2	0	0	0	11	.375	0	0	0	0	0
2019	4.81	1-2	6	4	0	0/0	0	24.1	25	13	13	6	17	3	0	2	103	.266	1	2	0	1	0
2021	9.53	0-2	4	2	0	0/0	0	11.1	18	12	12	4	7	2	0	2	55	.367	1	2	1	0	0
TOTAL	6.93	1-4	13	6	0	0/0	0	37.2	46	29	29	13	26	5	0	4	169	.305	2	4	1	1	0

Skipper, Carson

Year	era	w-l	app	qs	cq	sho	sv	ip	h	r	er	bb	so	2b	3b	hr	bf	bavg	wp	hbp	bk	sfa	sha
2019	16.20	0-2	7	3	0	0/0	0	10.0	21	20	18	12	8	4	2	3	63	.412	1	0	1	0	0
2021	5.40	0-1	3	0	0	0/0	0	5.0	4	3	3	2	5	1	0	0	22	.211	2	1	0	0	0
TOTAL	12.60	0-3	10	3	0	0/0	0	15.0	25	23	21	14	13	5	2	3	85	.357	3	1	1	0	0

SEC STANDINGS

SOUTHEASTERN CONFERENCE™

WEEK 9

2021 BASEBALL

APRIL 14

EASTERN DIVISION

	SEC	Pct.	GB	All	Pct.	Home	Away	Neutral	Div.	T25	T10	L10	Streak
Tennessee	9-3	.750	-	28-6	.824	19-3	9-3	0-0	4-2	7-2	4-2	8-2	W1
Vanderbilt	9-3	.750	-	26-5	.839	18-4	8-1	0-0	6-3	8-4	2-1	8-2	W1
South Carolina	8-4	.667	1.0	22-9	.710	16-2	5-6	1-1	8-4	6-6	4-2	7-3	W3
Florida	6-6	.500	3.0	22-11	.667	20-5	2-6	0-0	1-5	8-9	4-5	6-4	W2
Kentucky	6-6	.500	3.0	21-9	.700	17-6	4-3	0-0	2-1	1-3	1-3	5-5	W2
Georgia	5-7	.417	4.0	21-11	.656	16-7	5-4	0-0	4-5	4-5	4-5	6-4	W2
Missouri	4-8	.333	5.0	11-20	.355	4-7	7-9	0-4	2-7	1-7	1-5	3-7	L3

WESTERN DIVISION

	SEC	Pct.	GB	All	Pct.	Home	Away	Neutral	Div.	T25	T10	L10	Streak
Arkansas	9-3	.750	-	27-5	.844	17-3	7-2	3-0	9-3	10-2	8-1	8-2	W2
Ole Miss	8-4	.667	1.0	25-8	.758	18-5	4-3	3-0	7-2	8-4	5-4	6-4	W1
Mississippi State	8-4	.667	2.0	25-7	.781	17-5	5-1	3-1	5-4	7-5	4-5	8-2	W8
Alabama	5-7	.417	4.0	20-12	.625	13-9	7-3	0-0	4-5	2-7	2-7	5-5	W4
LSU	3-9	.250	6.0	20-12	.625	16-8	4-4	0-0	1-2	1-8	1-8	4-6	L1
Texas A&M	3-9	.250	6.0	20-15	.571	16-10	2-4	2-1	0-3	4-5	1-3	3-7	W1
Auburn	1-11	.083	8.0	13-16	.448	8-9	4-5	1-2	1-8	3-11	1-8	2-8	W1

UPCOMING SCHEDULE (ALL TIMES EASTERN)

Tuesday, April 13

Georgia 10, Georgia State 7
 Tennessee 14, Western Carolina 12
 Auburn 7, Georgia Tech 3
 Kentucky 12, Bellarmine 0
 Alabama 19, Samford 3
 Florida 3, Florida State 2 (10 inn.)
 South Carolina 9, Charleston Southern 0
 Arkansas 12, Arkansas Pine Bluff 4
 Ole Miss 13, Austin Peay 1 (7 inn.)
 Mississippi State 18, Arkansas State 10
 Missouri State 7, Missouri 5
 Texas A&M 8, Texas State 4
 Vanderbilt 6, Eastern Kentucky 4
 Grambling State at LSU – postponed

Wednesday, April 14

Arkansas Pine Bluff at Arkansas – 5 p.m. (SECN+)

Thursday, April 15

*Auburn at Alabama – 7 p.m. (SECN)
 *South Carolina at LSU – 7:30 p.m. (ESPNU)

Friday, April 16

*Kentucky at Georgia – 6 p.m. (SECN+)
 *Missouri at Florida – 6:30 p.m. (SECN+)
 *Auburn at Alabama – 7 p.m. (SECN+)
 *Ole Miss at Mississippi State – 7 p.m. (SECN)
 *Vanderbilt at Tennessee – 7 p.m. (ESPNU)

*Texas A&M at Arkansas – 7:30 p.m. (SECN+)
 *South Carolina at LSU – 8 p.m. (SECN+)

Saturday, April 17

*South Carolina at LSU – 3 p.m. (SECN+)
 *Ole Miss at Mississippi State – 3 p.m. (SECN+)
 *Vanderbilt at Tennessee – 4 p.m. (SECN)
 *Auburn at Alabama – 5 p.m. (SECN+)
 *Missouri at Florida – 6:30 p.m. (SECN+)
 *Kentucky at Georgia – 7 p.m. (SECN)
 *Texas A&M at Arkansas – 7:30 p.m. (SECN+)

Sunday, April 18

*Missouri at Florida – 1 p.m. (SECN+)
 *Kentucky at Georgia – 1 p.m. (SECN+)
 *Vanderbilt at Tennessee – 1 p.m. (SECN+)
 *Ole Miss at Mississippi State – 2 p.m. (SECN+)
 *Texas A&M at Arkansas – 3 p.m. (SECN+)

Tuesday, April 20

Louisville at Kentucky – 5 p.m. (ESPNU)
 Tennessee Tech at Tennessee – 6:30 p.m. (SECN+)
 North Alabama at Alabama – 7 p.m. (SECN+)
 Samford at Auburn – 7 p.m. (SECN+)
 Florida at Jacksonville – 7 p.m.
 Clemson at Georgia – 7 p.m. (SECN)
 Grambling State at Arkansas – 7:30 p.m. (SECN+)
 ULM at LSU – 7:30 p.m. (SECN+)
 Little Rock at Ole Miss – 7:30 p.m. (SECN+)
 UAB at Mississippi State – 7:30 p.m. (SECN+)
 Missouri at Missouri State – 7:30 p.m.
 Texas Southern at Texas A&M – 7:30 p.m. (SECN+)
 Austin Peay at Vanderbilt – 7:30 p.m. (SECN+)

Wednesday, April 21

Jacksonville State at Auburn – 7 p.m. (SECN+)

Next Weekend In The SEC (April 22-25)

*Alabama at Kentucky
 *Arkansas at South Carolina
 *Florida at Auburn
 *Georgia at Missouri
 *LSU at Ole Miss
 *Mississippi State at Vanderbilt
 *Tennessee at Texas A&M

*SEC game



TV/RADIO ROSTER




1 JUDD WARD



2 JOSH HALL



3 BRAYTON BROWN



4 RANKIN WOLEY



5 KASON HOWELL



6 BOBBY PEIRCE



7 COLE FOSTER



8 BRYSON WARE



9 RYAN BLISS



10 TYLER MILLER



11 KADE SNELL



12 CARTER FREDERICK



13 BEN SCHORR




14 BROOKS FULLER



16 CAM HILL




17 RYAN DYAL



18 MASON BARNETT



19 BRODY MOORE



20 CODY GREENHILL



21 TRACE BRIGHT



22 GARRETT WADE



23 PEYTON GLAVINE



24 PEYTON SYBRANDT



25 JOHNNY CECCOLI



26 HAYDEN MULLINS



27 SEB THOMAS



28 NATE LARUE



29 CARSON SKIPPER



32 CARSON SWILLING



33 WILL MORRISON



34 JOHN SAMUEL SHENKER




36 JACK SOKOL



40 BLAKE BURKHALTER




41 STEVEN WILLIAMS



43 RICHARD FITTS



44 JACK OWEN



45 JOSEPH GONZALEZ



47 GARRETT FARQUHAR



30 BUTCH THOMPSON



35 KARL NONEMAKER



39 GABE GROSS



15 TIM HUDSON