



# 2021 AUBURN BASEBALL

AUBURN ATHLETICS COMMUNICATIONS: 392 SOUTH DONAHUE DRIVE || AUBURN, AL 36849 || AUBURNTIGERS.COM || @AUBURN\_BASEBALL

## 2021 SCHEDULE

Day	Date	Opponent	Time/Result
FRI	FEB. 19	PRESBYTERIAN	W, 14-3
SAT	FEB. 20	PRESBYTERIAN	W, 6-1
SUN	FEB. 21	PRESBYTERIAN	W, 2-1 (10)
TUE	FEB. 23	ALABAMA A&M	W, 18-2 (7)
WED	FEB. 24	ALABAMA A&M	W, 33-0
Fri	Feb. 26	vs. #25 Oklahoma	L, 3-4 (10)
Sat	Feb. 27	vs. Baylor	L, 6-12
Sun	Feb. 28	vs. Texas A&M	W, 6-1
TUE	MAR. 2	JACKSONVILLE STATE	PPD
FRI	MAR. 5	#18 BOSTON COLLEGE	L, 2-8
SAT	MAR. 6	#18 BOSTON COLLEGE	W, 16-1
SUN	MAR. 7	#18 BOSTON COLLEGE	L, 9-11 (10)
Tue	Mar. 9	at UAB	W, 6-5
FRI	MAR. 12	LITTLE ROCK	W, 7-0
SAT	MAR. 13	LITTLE ROCK	W, 6-0
SUN	MAR. 14	LITTLE ROCK	L, 6-12
Tue	Mar. 16	at Lipscomb	W, 9-7
Fri	Mar. 19	at #4 Ole Miss*	L, 0-1
Sat	Mar. 20	at #4 Ole Miss*	L, 5-6
Sun	Mar. 21	at #4 Ole Miss*	L, 11-19
Tue	Mar. 23	vs. South Alabama	PPD
FRI	MAR. 26	KENTUCKY*	L, 6-8 (10)
SAT	MAR. 27	KENTUCKY*	L, 6-7
SUN	MAR. 28	KENTUCKY*	L, 4-6
Thu	Apr. 1	at #1 Arkansas*	W, 2-1
Fri	Apr. 2	at #1 Arkansas*	L, 5-6
Sat	Apr. 3	at #1 Arkansas*	L, 5-6 (10)
TUE	APR. 6	KENNESAW STATE	PPD
FRI	APR. 9	#4 MISSISSIPPI STATE*	L, 5-6
SAT	APR. 10	#4 MISSISSIPPI STATE*	L, 2-7
SUN	APR. 11	#4 MISSISSIPPI STATE*	L, 10-19
Tue	Apr. 13	at #20 Georgia Tech	5 pm
Thu	Apr. 15	at Alabama*	6 pm
Fri	Apr. 16	at Alabama*	6 pm
Sat	Apr. 17	at Alabama*	1 pm
TUE	APR. 20	SAMFORD	6 PM
WED	APR. 21	JACKSONVILLE STATE	6 PM
FRI	APR. 23	FLORIDA*	6 PM
SAT	APR. 24	FLORIDA*	11 PM
SUN	APR. 25	FLORIDA*	1 PM
Thu	Apr. 29	at Georgia*	6 pm
Fri	Apr. 30	at Georgia*	6 pm
Sat	May 1	at Georgia*	11 am
TUE	MAY 4	UAB	6 PM
THU	MAY 6	LSU*	6:30 PM
FRI	MAY 7	LSU*	7 PM
SAT	MAY 8	LSU*	2 PM
Tue	May 11	at Samford	6 pm
FRI	MAY 14	TEXAS A&M*	6 PM
SAT	MAY 15	TEXAS A&M*	2 PM
SUN	MAY 16	TEXAS A&M*	1 PM
TUE	MAY 18	NORTH ALABAMA	6 PM
Thu	May 20	at Missouri*	TBA
Fri	May 21	at Missouri*	TBA
Sat	May 22	at Missouri*	TBA

### POSTSEASON

May 25-30	SEC Tournament	TBA
June 4-7	NCAA Regionals	TBA
June 11-14	NCAA Super Regionals	TBA
June 19-30	NCAA College World Series	TBA

Home games in **BOLD CAPS**

All home games at Plainsman Park | All times central



## GAME 29

ATLANTA, GA. (Mac Nease Baseball Park at Russ Chandler Stadium)



### AUBURN TIGERS (12-16, 1-11 SEC)

Head Coach: Butch Thompson (Birmingham-Southern, 1992)

Career Record: 205-152 (7th season) | Record at Auburn: 166-131 (6th season)

at



### #20 GEORGIA TECH (15-12, 12-9 ACC)

Head Coach: Danny Hall (Miami (OH), 1977)

Career Record: 1,296-685-1 (34th season) | Record at GT: 1,088-568-1 (28th season)

### » QUICK HITTERS

- Tuesday's game against Georgia Tech marks Auburn's 10th game against a ranked opponent in the last 13 contests.
- Seven of the team's last 13 games have been decided by one run and two more were decided by two runs.
- Tuesday's game also represents Auburn's first midweek game since Mar. 16.
- The Tigers are 4-0 and hitting .399 with 66 runs on 59 hits in midweek games this season.
- Ryan Bliss has a hit in 15 of the last 16 contests and multiple hits in 11 games during the span.
- Auburn has hit a home run in six straight games and has two or more home runs in four of the last five games.
- The team's 43 home runs through 28 games are the 10th most in the NCAA and are two shy of the pace the 2010 team that set the single-season record was on through 28 games.
- Tuesday's game marks the 240th contest between Auburn and Georgia Tech in a series that dates back to 1897.
- Auburn leads the series, 121-112-6, but trails Georgia Tech in games played in Atlanta, 55-63-2.

## PITCHING MATCHUP

### AUBURN

### GEORGIA TECH

TUE | SO RHP Trace Bright

(2-3, 7.28) vs. FR RHP Marquis Grissom, Jr.

(0-0, 0.00)

## GAME INFO

**Date:** Tuesday, Apr. 13, 2021  
**Game Time:** 5 p.m. CT  
**Site:** Atlanta, Ga. / Russ Chandler Stadium (3,718)  
**TV:** ACC Network  
**Talent:** John Schriffen (pxp), Roddy Jones (color)  
**Radio:** 93.9/95.9 FM | AuburnTigers.com | TuneIn  
**Talent:** Andy Burcham, Brad Law  
**Live Stats:** StatBroadcast.com  
**Twitter Updates:** @AuburnBaseball  
**Postgame Recap:** AuburnTigers.com  
**Series History:** Auburn leads, 121-112-6  
**Auburn:** Auburn leads, 65-46-2  
**Atlanta:** Auburn trails, 55-63-2  
**Neutral:** Series tied, 1-1-2  
**Last Meeting:** Georgia Tech 6, Auburn 2 (3/10/20)  
**Streak:** L1

## AUBURN

12-16, 1-11 SEC

### Team Leaders

Batting Average: JR IF **Ryan Bliss** (.369)  
Runs: SO OF/IF **Bryson Ware** (25)  
2B: GR IF **Rankin Woley** (8)  
HR: JR IF **Tyler Miller** (9)  
RBI: JR IF **Tyler Miller** (38)  
Stolen Bases: JR OF **Kason Howell** (5-7)

## GEORGIA TECH

15-12, 12-9 ACC

### Team Leaders

Batting Average: FR C **Kevin Parada** (.378)  
Runs: FR C **Kevin Parada** (24)  
2B: FR C **Kevin Parada** (10)  
HR: Four tied (5)  
RBI: FR C **Kevin Parada** (22)  
Stolen Bases: FR OF **Tres Gonzalez** (5-5)

## POTENTIAL STARTING LINEUP

Pos.	#	Player	AVG	AB	R	H	2B	3B	HR	RBI	SB-SBA	BB
C	41	Steven Williams	.229	96	20	22	6	0	4	17	0-1	16
1B	10	Tyler Miller	.356	104	23	37	4	1	9	38	3-4	11
2B	19	Brody Moore	.330	106	19	35	5	0	2	23	0-2	9
3B	4	Rankin Woley	.320	103	21	33	8	0	3	13	1-1	9
SS	9	Ryan Bliss	.369	111	24	41	4	0	8	19	4-6	10
LF	1	Judd Ward	.241	83	15	20	2	0	3	10	0-1	8
CF	5	Kason Howell	.253	91	13	23	4	0	3	15	5-7	91
RF	8	Bryson Ware	.289	83	25	24	4	1	4	18	3-4	12
DH	16	Cam Hill	.269	52	9	14	1	1	4	18	0-0	7

## AUBURN'S RECORD WHEN...

	2021	Under Thompson
Overall	12-16	166-131
SEC	1-11	54-77
Non-Conference	11-5	100-44
Postseason	0-0	15-13
Home	8-9	114-58
Away	3-5	36-56
Neutral	1-2	14-15
Current streak	L5	L5
Last 5 games	0-5	0-5
Last 10 games	1-9	1-9

### Situational:

AU scores first	11-5	112-43
Opp. scores first	1-11	54-88
AU scores 4+ runs	10-12	151-56
AU scores 3 runs or less	2-4	15-75
AU leads after 7 innings	9-3	135-13
8 innings	10-3	155-12
AU trails after 7 innings	1-10	12-98
8 innings	0-12	4-105
Game tied after 7 innings	1-3	16-17
8 innings	1-1	3-10
Extra Innings	1-4	7-14
1-run games	3-7	32-36
2-run games	1-3	18-11
3-run games	0-0	18-16
Games decided by 5+ runs	8-6	83-41
vs. LH Starter	4-6	52-40
vs. RH Starter	8-10	114-91
More hits than opponent	12-3	126-23
Fewer hits than opponent	0-11	25-98
Hits are tied	0-2	13-11
AU has 10+ hits	7-9	102-50
Opp. has 10+ hits	0-11	38-81
Hit a home run	8-13	106-50
Opp. hits a home run	4-11	65-81
AU quality start	3-1	57-19
Opp. quality start	3-5	22-52
AU commits no errors	6-2	73-31
Opp. commits no error	2-8	41-66

### By Day:

Sunday	2-4	26-25
Monday	0-0	1-2
Tuesday	3-0	34-15
Wednesday	1-0	13-5
Thursday	1-0	6-11
Friday	2-6	40-30
Saturday	3-6	43-41
Day Games (first pitch before 6 p.m.)	10-11	102-71
Night Games (first pitch after 6 p.m.)	2-5	64-60
Doubleheaders	0-2	20-12

### By Month:

February	6-2	41-12
March	5-9	61-35
April	1-5	32-41
May	0-0	21-35
June	0-0	10-7

### By Jersey:

White	1-3	49-28
Blue	5-4	30-25
Orange	2-4	36-27
Gray	1-2	17-32
Pinstripes	3-3	24-17
Cream Throwback	0-0	8-2

## UNIVERSITY INFORMATION

Location	Auburn, Ala.
Enrollment	30,440
Founded	October 1, 1856
Nickname	Tigers
Colors	Burnt Orange and Navy Blue
President	Dr. Jay Gogue
Athletics Director	Allen Greene
Conference	Southeastern (SEC West)
Stadium / Capacity	Samford Stadium-Hitchcock Field at Plainsman Park / 4,096
Ticket Office Phone	855-282-2010

## BASEBALL COACHING / SUPPORT STAFF

Head Coach	Butch Thompson (Birmingham-Southern, 1992)
Record at Auburn / Seasons	166-131 (.559) / 6th
Career Coaching Record / Seasons	205-152 (.574) / 7th
Assistant Coach	Karl Nonemaker (Vanderbilt, 2002)
Assistant Coach	Gabe Gross (Auburn, 2012)
Volunteer Assistant	Tim Hudson (Auburn)
Student Assistant	Dan Gamache (Auburn)
Director of Operations	Greg Drye (Southern Miss, 1998)
Player Development & Data Analyst	Blake Logan (Auburn, 2017)
Athletic Trainer	Anthony Sandersen (South Dakota State, 2004)
Strength & Conditioning	Chris Joyner (Minnesota State - Mankato, 2001)

## PROGRAM HISTORY

Modern Era Program Record (since 1949)	1,975-1,364-4 (.592)
College World Series Appearances / Last	5 / 2019
College World Series Record	3-10 (.231)
NCAA Regional Appearances/ Last	22 / 2019
NCAA Regional Record	51-45 (.531)
NCAA Super Regional Appearances / Last	3 / 2019
NCAA Super Regional Record	3-5 (.375)
Last Postseason Opponent	Louisville / 2019 College World Series
Result	Lost, 5-3

## POSTSEASON HISTORY

College World Series Appearances: 5 (1967, 1976, 1994, 1997, 2019)

Super Regional Appearances: 3 (1999, 2018, 2019)

NCAA Regional Appearances: 22 (1963, 1967, 1976, 1978, 1987, 1989, 1993-95, 1997-2003, 2005, 2010, 2015, 2017, 2018, 2019)

NCAA Regional Titles: 7 (1967, 1976, 1994, 1997, 1999, 2018, 2019)

## MEDIA RELATIONS

**Baseball Contact:** George Nunnelley, Asst. Director - Athletics Comm.  
**Cell:** 502-609-9982  
**Email:** gnunnelley@auburn.edu  
**Twitter:** @gnunnelley  
**Associate AD:** Kirk Sampson

## 2021 AUBURN BASEBALL ROSTER

No.	Name	Pos.	Cl.	B/T	Ht.	Wt.	Exp.	Hometown (Previous School)
1	Judd Ward	OF	Sr.	L/R	6-1	195	3L	Russellville, Ala. (Russellville)
2	Josh Hall	OF	R-So	L/R	5-9	185	TR	Homewood, Ala. (Ole Miss)
3	Brayton Brown	OF	So.	R/R	5-9	190	1L	Selma, Ala. (Morgan Academy)
4	Rankin Woley	IF	Gr.	R/R	6-0	210	2L	Atlanta, Ga. (Chattahoochee Valley)
5	Kason Howell	OF	Jr.	R/R	6-0	185	2L	Argyle, Texas (Liberty Christian)
6	Bobby Peirce	OF	R-So.	R/R	6-2	195	JC	Scottsdale, Ariz. (South Mountain)
7	Cole Foster	IF	Fr.	S/R	6-1	190	HS	Plano, Texas (Plano Senior)
8	Bryson Ware	IF	So.	R/R	6-2	195	JC	Madison, Miss. (Pearl River)
9	Ryan Bliss	IF	Jr.	R/R	5-9	165	2L	LaGrange, Ga. (Troup)
10	Tyler Miller	IF/OF	Jr.	L/R	6-2	193	1L	Spanish Fort, Ala. (East Mississippi)
11	Kade Snell	LHP	Fr.	L/L	6-1	225	HS	Dothan, Ala. (Wicksburg)
12	Carter Frederick	RHP/OF	Fr.	R/R	6-4	225	HS	Chelsea, Ala. (Chelsea)
13	Ben Schorr	C	Fr.	R/R	6-1	205	HS	Columbus, Ga. (Columbus)
14	Brooks Fuller	LHP	Jr.	L/L	6-2	215	2L	Auburn Ala. (Auburn)
16	Cam Hill	DH/LHP	Fr.	L/L	6-3	210	HS	Madison, Ala. (Bob Jones)
17	Ryan Dyal	C	R-Fr.	L/R	6-0	190	HS	Senoia, Ga. (East Coweta)
18	Mason Barnett	RHP	So.	R/R	6-1	205	1L	Cartersville, Ga. (Cartersville)
19	Brody Moore	IF/UTL	Jr.	R/R	6-0	185	2L	Oneonta, Ala. (Oneonta)
20	Cody Greenhill	RHP	Sr.	R/R	6-4	216	3L	Russellville, Ala. (Russellville)
21	Trace Bright	RHP	So.	R/R	6-4	185	1L	Montgomery, Ala. (Trinity Presbyterian)
22	Garrett Wade	LHP	Jr.	L/L	6-2	205	2L	Hartselle, Ala. (Hartselle)
23	Peyton Glavine	LHP	R-Jr.	R/L	5-11	176	2L	Alpharetta, Ga. (Blessed Trinity)
24	Peyton Sybrandt	C	Fr.	L/R	6-3	210	HS	Baton Rouge, La. (Episcopal School)
25	Johnny Ceccoli	IF/OF	So.	L/R	6-2	210	1L	Tyler, Texas (All Saints Episcopal)
26	Hayden Mullins	LHP	So.	L/L	6-0	185	1L	Gallatin, Tenn. (Hendersonville)
27	Seb Thomas	RHP	So.	R/R	6-5	250	1L	Brookhaven, Ga. (Marist)
28	Nate LaRue	C	So.	R/R	6-3	210	1L	Mobile, Ala. (McGill-Toolen)
29	Carson Skipper	LHP	Jr.	L/L	6-3	210	2L	Trussville, Ala. (Hewitt-Trussville)
32	Carson Swilling	RHP	Fr.	R/R	6-1	185	HS	Smiths Station, Ala. (Smiths Station)
33	Will Morrison	RHP	R-So.	R/R	6-2	190	1L	Cullman, Ala. (Cullman)
34	John Samuel Shenker	IF	R-Jr.	R/R	6-3	250	1L	Albany, Ga. (Colquitt County)
36	Jack Sokol	RHP	Fr.	R/R	6-4	192	HS	New Albany, Ohio (New Albany)
40	Blake Burkhalter	RHP	So.	R/R	6-0	185	1L	Dothan, Ala. (Northview)
41	Steven Williams	OF	Sr.	L/R	6-3	216	3L	Albany, Ga. (Deerfield-Windsor)
43	Richard Fitts	RHP	Jr.	R/R	6-3	215	2L	Helena, Ala. (Helena)
44	Jack Owen	LHP	Sr.	L/L	6-2	204	3L	Aliso Viejo, Calif. (JSerra)
45	Joseph Gonzalez	RHP	Fr.	R/R	6-4	215	HS	Humacao, P.R. (Leadership Christian Academy)
47	Garrett Farquhar	IF	Sr.	R/R	5-11	185	1L	Hoover, Ala. (Shelton State)

### COACHES & STAFF

30	Butch Thompson	Head Coach	Sixth Year
35	Karl Nonemaker	Assistant Coach	Fourth Year
39	Gabe Gross	Assistant Coach	Fourth Year
15	Tim Hudson	Volunteer Assistant Coach	Second Year
	Dan Gamache	Student Assistant Coach	Second Year
	Greg Drye	Director of Operations	Sixth Year
	Anthony Sandersen	Athletic Trainer	Fourth Year
	Blake Logan	Player Development & Data Analyst	Second Year
	Chris Joyner	Strength & Conditioning	Third Year

### PRONUNCIATION GUIDE

Johnny CECCOLI	Suh-CO-lee
Ryan DYAL	DIAL
Garrett FARQUHAR	FAR-kwar
KASON Howell	KAY-son
Ben SCHORR	SHORE
John Samuel SHENKER	SHANK-er
Jack SOKOL	SOAK-ull
Peyton SYBRANDT	SIGH-brandt
Rankin WOLEY	WOE-lee

**30 BUTCH THOMPSON HEAD COACH**

**THE AUBURN SKIPPER**

- Eight College World Series appearances / 17 postseason appearances
- 2013 National Runner-up (Mississippi State)
- 2001 National Champion (Birmingham-Southern)
- 2014 Baseball America/ABCA National Assistant Coach of the Year
- 2006 FCA Coach of the Year
- Coached 16 pitchers who went on to pitch in the Major Leagues
- Recruited and coached 32 pitchers who were drafted out of college that weren't drafted out of high school

**Butch Thompson enters his sixth season at the helm of the program in 2021, posting a record of 154-115 in his first five seasons. He led the program to the first College World Series appearance in 22 years in 2019 and has taken the Tigers to three straight regionals for the first time since 2001-03.**

Butch Thompson was named Auburn's head baseball coach on October 22, 2015 and enters his sixth season with the Tigers in 2021.

Thompson, who spent three seasons as an assistant coach and recruiting coordinator at Auburn from 2006-08, returned to The Plains after seven seasons at Mississippi State as both associate head coach and pitching coach.

A native of Amory, Miss., Thompson has coached 30 Division I All-Americans and 39 all-conference performers. He has seen 16 of his former pitchers make their Major League Baseball debuts, including 10 since 2014. Thompson has also turned 32 pitchers who went undrafted out of high school into MLB draft picks.

Thompson had three pitchers drafted in the first 11 rounds in 2014 and five pitchers drafted, including three in the top 10 rounds, in 2013. He added a first-round selection in the 2016 draft, a third-round pick in Keegan Thompson in 2017 and the first No. 1 overall pick in program history in Casey Mize in 2018. With Tanner Burns also going as a supplemental first round pick in 2020, Auburn became one of four programs with a pair of pitchers drafted in the first round in the last three years.

Along with his pitching pedigree, Thompson is also considered one of the top recruiters in the country. Since 2003, he has secured 13 recruiting classes that were ranked in the top 10 by either Baseball America or Perfect Game, including the No. 5 signing class in 2017 and a program record No. 4 class in 2018. His classes signed from 2006-08 at Auburn each ranked in the top 18 nationally, including the No. 5 class in 2008, which included All-American and SEC Player of the Year Hunter Morris.

In 28 years of coaching at the collegiate level, including 19 in the Southeastern Conference, Thompson has coached eight College World Series participants, including leading the Tigers to the program's first trip to the College World Series in 22 years in 2019. Thompson has also coached one national champion and a national runner-up, won nine conference championships and made 17 postseason appearances. He has also served as an assistant under three National Coach of the Year recipients.

Thompson was named the 2006 Fellowship of Christian Athletes SEC Coach of the Year while at Auburn and the 2014 Baseball America and American Baseball Coaches Association (ABCA) National Assistant Coach of the Year while at Mississippi State.

Thompson has returned the Tigers to prominence in five seasons on The Plains as he has guided the team to a 154-115 overall record and three straight NCAA Tournament appearances for the first time since 2001-03, including back-to-back super regionals for the first time in program history. After advancing to the College World Series in 2019 and a winner-take-all game three in the Gainesville Super Regional in 2018, the Tigers have finished each of the last two full seasons ranked as high as No. 8 and No. 9, respectively. It marked the third time in program history the team has finished back-to-back seasons in the top 10.

Entering the 2019 postseason as the No. 2 seed in the Atlanta Regional, Auburn became the only program to sweep a regional on the road in each of the last two seasons before also becoming the first team to defeat North Carolina in a Chapel Hill Super Regional in 2019, punching its ticket to Omaha for the first time since 1997.

In seven seasons at MSU, Thompson made four NCAA regional trips, two Super Regionals, won the SEC Tournament and advanced to the College World Series finishing as NCAA runner-up in 2013. In three of his last four seasons in Starkville, the Bulldogs' staff ERA finished no higher than 3.06. Thompson's 2013 pitching staff was one of two nationally to finish in the top 15 in ERA, strikeouts per nine



innings and hits allowed per nine innings.

In addition to his experience at Auburn and Mississippi State, Thompson also spent four seasons at Georgia from 2002-05, including a trip to the College World Series in 2004. While there, he guided the development of future Major Leaguers Josh Fields, Mitchell Boggs and Brooks Brown.

Thompson launched his coaching career as pitching coach and top assistant at Huntingdon College (Ala.) in 1993, before returning to his alma mater in Birmingham, where he helped lead the Panthers to back-to-back Southern States Conference Championships and in 1995 coached BSC to its first NAIA World Series berth.

Thompson left BSC briefly to serve as head coach at Jefferson State Community College in Birmingham in 1997. While at JSCC, he was honored as the Regional Tournament Coach of the Year, the ABCA Alabama Junior College Coach of the Year and the Southeast Region Coach of the Year after guiding JSCC to a 39-21 mark, the AJCAA Region 22 State Championship and a third-place finish in the NJCAA Division II World Series.

He returned to Birmingham-Southern as top assistant the following season, beginning a four-year run during the most successful span in BSC baseball history. The Panthers won 196 games and four TranSouth Conference Championships and made three-consecutive appearances in the NAIA World Series. BSC's 2001 team posted a school-best 55-11 mark and captured the NAIA National Championship.

In 2002, Thompson joined the SEC baseball coaching fraternity as a pitching coach and recruiting coordinator at Georgia and has been a part of the league for the past 17 seasons.

Thompson currently serves as the large-school representative for the Alabama Baseball Coaches Association and is an All-American committee member representing the South region for the ABCA.

Thompson prepped at Amory (Miss.) High School and later starred as a pitcher at Itawamba (Miss.) Community College from 1989-90. On Oct. 25, 2014, Thompson was inducted into the ICC Athletic Hall of Fame.

He earned a Bachelor's Degree in History at BSC in 1992 and completed a Master's Degree in Sports Administration at UAB in 1996. He is married to the former Robin Ashe of Birmingham, Ala., and they are the parents of three daughters --- Anna, Olivia and Madelyn Gail.

**NATIONAL POLLS**

**NEWS & NOTES**

**BASEBALL AMERICA**

Apr. 12

1. Arkansas\*
2. Louisville
3. Mississippi State\*
4. Texas
5. Tennessee
6. Vanderbilt
7. Notre Dame
8. East Carolina
9. Ole Miss\*
10. South Carolina
11. Texas Tech
12. Virginia Tech
13. Arizona
14. Oregon
15. TCU
16. Louisiana Tech
17. Pittsburgh
18. Florida State
19. Florida\*
20. Oklahoma State
21. Georgia Tech\*
22. Stanford
23. Oregon State
24. Michigan
25. Indiana State

**D1 BASEBALL**

Apr. 12

1. Arkansas\*
2. Vanderbilt
3. Texas
4. Mississippi State\*
5. Tennessee
6. Ole Miss\*
7. Louisville
8. Texas Tech
9. East Carolina
10. Notre Dame
11. South Carolina
12. TCU
13. Oklahoma State
14. Louisiana Tech
15. Oregon
16. Arizona
17. Virginia Tech
18. Florida\*
19. Pittsburgh
20. Stanford
21. Charlotte
22. Old Dominion
23. Indiana State
24. Florida State
25. Michigan

**USA TODAY**

Apr. 12

1. Arkansas\*
2. Vanderbilt
3. Tennessee
4. Mississippi State\*
5. Texas
6. Ole Miss\*
7. Texas Tech
8. East Carolina
9. Louisville
10. TCU
11. South Carolina
12. Oklahoma State
12. Notre Dame
14. Oregon
15. Louisiana Tech
15. Florida
17. Arizona
18. Stanford
19. Virginia Tech
20. Pittsburgh
21. Georgia Tech\*
22. Old Dominion
23. Oregon State
24. Michigan
25. UCLA

**FOND MEMORIES**

- Auburn's last trip to Atlanta and Russ Chandler Stadium was for the 2019 Atlanta Regional, when the Tigers swept Coastal Carolina and Georgia Tech in three games en route to the team's first trip to the College World Series in 22 years.
- Steven Williams hit a dramatic, walk-off home run against the Yellow Jackets to advance to the regional final, and the two teams squared off again the following day with Auburn emerging victorious by a 4-1 margin.

**TOUGH TESTS**

- Tuesday marks Auburn's 10th game against a ranked opponent in the last 13 contests.
- The previous nine games against ranked opponents have been against top-five foes.
- The Tigers have played 13 games against ranked opponents this season and are scheduled to play seven more games against opponents ranked in any of the six major polls starting Tuesday at No. 20 Georgia Tech.

**CLOSE, BUT NO CIGAR**

- Seven of Auburn's first 12 SEC games have been decided by one run and two more have been decided by two runs.
- The Tigers are 1-6 in one-run games and 1-8 in games decided by two runs or less in league play.

**NCBWA**

Apr. 5

1. Vanderbilt
2. Arkansas\*
3. Texas
4. Tennessee
5. Ole Miss\*
6. Mississippi State\*
7. Louisville
8. East Carolina
9. TCU
10. Texas Tech
11. Florida\*
12. South Carolina
13. Oregon State
14. Oklahoma State
15. Miami
16. Notre Dame
17. UCLA
18. Georgia Tech\*
19. Arizona
20. Louisiana Tech
21. Oregon
22. Florida State
23. Michigan
24. Stanford
25. UC Santa Barbara

**PERFECT GAME**

Apr. 12

1. Arkansas\*
2. Texas
3. Tennessee
4. Louisville
5. East Carolina
6. Mississippi State\*
7. Vanderbilt
8. Texas Tech
9. South Carolina
10. Ole Miss\*
11. Notre Dame
12. TCU
13. Louisiana Tech
14. Arizona
15. Oregon
16. Florida\*
17. Stanford
18. Oklahoma State
19. Virginia Tech
20. Georgia Tech\*
21. Michigan
22. Indiana State
23. Florida State
24. Indiana
25. Nebraska

**COLLEGIATE BASEBALL**

Apr. 12

1. Arkansas\*
2. Vanderbilt
3. Texas
4. Tennessee
5. South Carolina
6. TCU
7. Louisville
8. Ole Miss\*
9. Texas Tech
10. Oklahoma State
11. Mississippi State\*
12. East Carolina
13. Arizona
14. Florida\*
15. Stanford
16. Notre Dame
17. Oregon
18. Michigan
19. Arizona State
20. Georgia\*
21. Pittsburgh
22. Louisiana Tech
23. UCLA
24. Sacramento State
25. U.C. Irvine

**DOUBLE PLAY DUO**

- Led by shortstop Ryan Bliss and second baseman Brody Moore up the middle, Auburn leads the country with 33 double plays turned this season.
- The Tigers have turned 13 double plays in the last six games, including four double plays in the series finale at Arkansas, tying the single-game record and marking the first game with four double plays since 2017.

**ANCHORING THE INFIELD**

- Auburn infielders Tyler Miller (1B), Brody Moore (2B), Rankin Woley (3B) and Ryan Bliss (SS) have anchored the Auburn infield in 23 consecutive games.
- The quartet has not only led Auburn to the league's third highest fielding percentage with a .978 clip, but also registers as the team's top four hitters, combining for a .344 average this season.
- Miller, Moore, Woley and Bliss have accounted for half of the team's hits (146) to go along with 87 runs and 93 RBI.

**LIKE FATHER, LIKE SON**

- Junior infielder Brody Moore is the son of former Auburn and All-SEC shortstop Brandon Moore (1991-94).
- Brody played a key role in Auburn's record setting 33-0 win vs. Alabama A&M earlier this season, going 4-for-6 with two doubles and 7 RBI in the game.
- Brandon also played a key role in the Tigers' previous record setting 32-9 win vs. Troy on Mar. 2, 1994, going 2-for-3 with a double, homer and 3 RBI in the game.
- Both members of the father-son duo played shortstop and hit fifth in the record setting games.
- Brandon hit .332 in four years and 242 games in an Auburn uniform. Brody is a .333 career hitter in parts of three seasons and 57 games as a Tiger.

**AUBURN IN THE POLLS**

**BA D1 CB NC PG USA**

- Pre. NR 23 NR 25 17 NR  
 2/22 NR 21 NR 22 17 N/A  
 3/1 NR NR NR NR 22 25  
 3/8 NR NR NR NR NR NR  
 3/15 NR NR NR NR NR NR  
 3/22 NR NR NR NR NR NR  
 3/29 NR NR NR NR NR NR

**BA D1 CB NC PG USA**

- 4/5 NR NR NR NR NR NR NR  
 4/12 NR NR NR NR NR NR NR

### WHAT LIES AHEAD

- Auburn's first four conference opponents have posted a combined overall record of 94-29 (.764) and league record of 31-17 (.646).
- The Tigers next six SEC foes have a combined overall record of 110-80 (.579) and league record of 26-46 (.361).

### HOME, HOME ON THE PLAINS

- Auburn entered the season with an 87-34 (.719) home record since the start of the 2017 season and 64-21 (.753) mark at home since the start of 2018.
- The Tigers are 8-6 at home this season with four of the six home losses, including three of the last four, having been decided by two or less runs.

### THE SWITCH UP

- The Tigers have used 25 different starting lineups through 28 games.

### DIGGING THE LONG BALL

- Auburn's 43 homers through 28 games are two shy of the pace the 2010 team that set the single season program record with 131 home runs was on thru 28 games.
- Kason Howell became the 11th player to homer in a game with his first career long ball at Lipscomb on Mar. 16. The Tigers haven't had 11 players homer in a season since 2010.
- Brody Moore became the 10th Auburn player to hit multiple home runs with a solo homer in the series opener at Arkansas.
- The Tigers have homered in 21 games this season with two or more homers in 14 contests.

### 100 HIT CLUB

- Auburn has four players with 100+ hits in an Auburn uniform - Williams (162), Bliss (140), Ward (134) and Woley (132).
- Auburn and Wake Forest are the only two teams with four players with 100+ hits.
- Both teams have a fifth player approaching 100 career hits as Auburn center fielder Kason Howell has 96 career hits and Wake Forest infielder Michael Turnconi has 94 career hits.

### IS T-MILL FOR REAL?

- Tyler Miller reached base in nine straight plate appearances from Feb. 27-Mar. 5, going 8-for-8 with four runs, a double, triple, homer and four RBI during the stretch.
- Miller leads the SEC with 38 RBI and ranks top five in slugging (.673) and home runs (9).
- The Spanish Fort, Alabama, native has multiple hits in 11 games and multiple RBI in 10 contests this season, including six games with three or more RBI.

### BLISSSTERING BASEBALLS

- Shortstop Ryan Bliss has started and played in all but two games since stepping foot on campus in 2019.
- Bliss has multiple hits in 42 of 82 games since April 1, 2019 and is hitting .346 (116-for-335) during the span.
- He has multiple hits in 11 of the last 15 games and is hitting .391 (27-for-69) during the current stretch of games.

### RANKIN IS ROLLIN'

- Rankin Woley snapped a career best 12-game hitting streak in the series opener against Kentucky but has a hit in 19 of the last 21 games and is hitting .354 (29-for-82) during the stretch.
- His 12-game hitting streak was the longest by an Auburn player since Jonah Todd (16) and Dylan Ingram (13) in 2017.
- The graduate third baseman is hitting .357 (61-for-171) with 34 runs, 16 doubles, five home runs and 35 RBI in 44 games since the start of last season.

### SWING IT, STEVEN

- Senior outfielder Steven Williams ranks second among active SEC players in hits (162), home runs (27) and RBI (116).
- Williams would enter the top 10 in program history with eight or more home runs.

### GETTING IT STARTED

- Despite both missing time with injuries this season, Ryan Bliss and Judd Ward have hit first and second in the Auburn lineup in 61 of the last 72 games dating back to 2019.
- During the 61-game span, the duo has hit .315 (159-for-505) with 108 runs, 25 doubles, three triples, 18 home runs and 83 RBI.

### PROVEN VETERANS

- Seniors Cody Greenhill and Jack Owen entered the season as two of eight SEC pitchers with a career sub-4.00 ERA and 100+ IP.
- Greenhill entered 2021 with a 2.63 ERA in 133.2 IP while Owen had turned in a 3.76 clip in 124.1 IP.

### MISSING PIECES

- Auburn's potential opening weekend rotation of Richard Fitts, Cody Greenhill and Jack Owen have all missed time due to injuries this season.
- Owen made his first start of the season at Arkansas, while Greenhill missed a start vs. Boston College and Fitts hasn't started a game since Mar. 5.
- The trio entered the season with 112 combined appearances in their careers but have combined to make just 18 appearances through eight weeks.

### WEALTH OF EXPERIENCE

- The Tigers return 12 position players, including seven players who started 10 or more games, and 10 pitchers from last year's team.
- The returning position players accounted for 76 percent of the runs, 77 percent of the RBI and 79 percent of the Tigers' hits in 2020.
- Despite losing two weekend starters in Tanner Burns and Bailey Horn, the returning pitchers accounted for 62 percent of the strikeouts, 66 percent of the innings pitched and 71 percent of the team's appearances in 2020.

### ALL-SEC

- Ryan Bliss and Rankin Woley held down the left side of the infield on the Preseason All-SEC Team selected by the leagues head coaches earlier this month.
- The tandem are the first shortstop and third baseman teammates to both be named First Team Preseason All-SEC since Dalton Guthrie and Jonathan India of Florida in 2017.

### ALL-AMERICA

- Three Tigers were represented on Preseason All-America teams in Ryan Bliss, Richard Fitts and Rankin Woley.
- Baseball America: Bliss and Fitts (3rd)
- Collegiate Baseball: Bliss and Woley (3rd)
- D1 Baseball: Fitts (2nd)
- NCBWA: Woley (2nd)
- Perfect Game: Bliss (3rd)

### HISTORIC RUN

- Auburn's appearance in the 2019 College World Series was the team's fifth all-time and the first since 1997.
- The Tigers have been to three straight regionals for the first time since 2001-03 and two straight super regionals for the first time in program history.
- The team has won 118 games in the last three full seasons, marking the most wins in a three-year span since winning 124 games from 1999-2001.

### MR. 200

- Including a season at Jefferson State Community College, head coach Butch Thompson recorded his 200th career win in a 16-1 victory against Boston College on Mar. 6.

### TIGERS IN THE PROS

- Four former Auburn Tigers in Garrett Cooper (Marlins), Grant Dayton (Braves), Josh Donaldson (Twins) and Casey Mize (Tigers) began the 2021 season in the big leagues.
- Josh Palacios became the 54th former Auburn player to make his MLB debut last Friday. Palacios went 4-for-4 with four runs, one RBI and one walk in his second career game, becoming just the second player in American League History to accomplish the feat.

## THE LAST TIME...

### BATTING SUPERLATIVES

5 hits in a game	Anfernee Grier at Kennesaw St. [5-for-6] (4/12/16)
6 hits in a game	Tyler Johnstone vs. Elon [6-for-7, 2B, 3B] (2/25/05)
<b>Reached base 6 times</b>	<b>Bryson Ware vs. Alabama A&amp;M [3-5, 3B] (2/24/21)</b>
<b>4 runs in a game</b>	<b>Judd Ward vs. Presbyterian (2/19/21)</b>
<b>5 runs in a game</b>	<b>Rankin Woley vs. #18 Boston College (3/6/21)</b>
<b>6 runs in a game</b>	<b>Bryson Ware vs. Alabama A&amp;M (2/24/21)</b>
<b>10-game hitting streak</b>	<b>Rankin Woley, 12 games (2/28-pres)</b>
15-game hitting streak	Jonah Todd, 16 games, (4/8-5/7/17)
20-game hitting streak	A. Grier, 22 games, (5/31/15-3/22/16)
25-game hitting streak	Justin Fradejas, 27 games (3/23-5/7/10)
30-game hitting streak	Casey Dunn, 31 games (2/22 [G1]-4/15/97)
3 doubles in a game	Jordan Ebert vs. Southern (2/26/16)
4 doubles in a game	Ken Dempsey vs. Georgia (1971)
2 triples in a game	Jay Gonzalez vs. Alabama State (2/28/12)
3 triples in a game	never
<b>2 home runs in one game</b>	<b>Ryan Bliss at #4 Ole Miss (3/21/21)</b>
3 home runs in one game	Tony Caldwell at Kentucky (4/9/11)
<b>7 RBI in a game</b>	<b>Brody Moore vs. Alabama A&amp;M (2/24/21)</b>
8 RBI in a game	Justin Bryant at Georgia (3/19/10)
9 RBI in a game	Hunter Morris at Georgia (3/21/10)
10 RBI in a game	Bob Berry vs. Huntington (4/15/82)
<b>Grand slam home run</b>	<b>Cam Hill vs. #18 Boston College (3/6/21)</b>
Inside-the-park home run	Edouard Julien vs. Georgia Southern (2/17/19)
<b>HR to begin game</b>	<b>Ryan Bliss at #1 Arkansas (4/2/21)</b>
Two HR in one inning	Dan Glevenyak at Jacksonville State (8th) (5/7/13)
<b>HR in consecutive at-bats</b>	<b>Tyler Miller at Lipscomb (3/16/21)</b>
HR in three consecutive at-bats	Edouard Julien vs. Alabama A&M/at UCF (2/20-22/19)
<b>HR in consecutive games</b>	<b>Cam Hill vs. #18 Boston College (3/6-7/21)</b>
HR in three consecutive games	Conor Davis vs. Alabama A&M/Wright State (2/25-28/20)
HR in three consecutive SEC games	Trent Mummy (4/17-23/10)
HR in four consecutive games	Joseph Sanders (5/10-15/08)
HR in four consecutive SEC games	Mike Bianucci (5/2-9/08)
HR in five consecutive games	Tim Lemons (4/6-10/85)
Walk-off HR	Steven Williams at #7 Georgia Tech (6/1/19)
<b>Pinch-hit HR</b>	<b>Cam Hill vs. Kentucky (3/26/21)</b>
Pinch-hit grand slam	Edouard Julien vs. BYU (G1 - 3/3/18)
HR in first at-bat of season	Steven Williams vs. Longwood (2/17/18)
HR in both games of DH	Dylan Ingram at #7 Mississippi St. (4/29/17)
Hit for the cycle	Judd Ward [3B, 1B, HR, 2B] vs. Illinois-Chicago (G1 - 2/15/20)
Hit from both sides of plate in same inning	Damon Haecker [5th inn.] vs. Jacksonville St. (3/15/17)
<b>Two hits in same inning</b>	<b>Bliss [1B, 1B] &amp; Woley [2B, 1B] at #4 Ole Miss [8th] (3/21/21)</b>
Stole home	Justin Hargett vs. Davidson (Gm 2) [4th] (G1 - 3/3/10)
<b>Stole two bases in a game</b>	<b>Josh Hall vs. Alabama A&amp;M (2/23/21)</b>
Stole three bases in a game	Anfernee Grier vs. Southern (2/26/16)
<b>Hit by a pitch 2 times in a game</b>	<b>Rankin Woley vs. #18 Boston College (3/6/21)</b>
Hit by a pitch 3+ times in a game	Dan Glevenyak at Alabama (4) (4/11/14)
Scored 20 or more runs	20 vs. Wright State (2/29/20)
Scored 25 or more runs	25 vs. Longwood (2/17/18)
<b>Scored 30 or more runs</b>	<b>33 vs. Alabama A&amp;M (2/24/21)</b>
<b>Scored 5 runs in an Inning</b>	<b>5, vs. Little Rock (5th) (3/12/21)</b>
Scored 6 runs in an Inning	6, vs. Oakland (8th) (2/19/20)
Scored 7 runs in an Inning	7, vs. Chicago State (3rd) (3/8/20)
Scored 8 runs in an Inning	8, at UAB (5th) (3/19/19)
<b>Scored 9 runs in an Inning</b>	<b>9, at #4 Ole Miss (8th) (3/21/21)</b>
<b>Scored 10+ runs in an Inning</b>	<b>14, vs. Alabama A&amp;M (4th) (2/24/21)</b>
Recorded 10+ hits in an Inning	11, vs. Furman (5th) (2/12/00)
Scored in every inning	vs. Coppin State (3/18/14)
<b>Recorded 15-19 hits</b>	<b>15, at #4 Ole Miss (3/21/21)</b>
<b>Recorded 20 or more hits</b>	<b>27, vs. Alabama A&amp;M (2/24/21)</b>
Hit 3 or more home runs in an inning	3, vs. Northeastern (6th) (G1 - 3/10/18)
<b>Hit 3 or more home runs in a game</b>	<b>3, vs. #4 Mississippi State (4/11/21)</b>
Hit 5 or more home runs in a game	6, vs. Northeastern (G1 - 3/10/18)
Hit 7 or more home runs in a game	7, vs. Mississippi State (5/8/10)
Hit back-to-back home runs	S. Williams & R. Woley at #4 Mississippi State (6th) (3/22/19)
Hit back-to-back-to-back home runs	B. Fletcher, H. Morris & K. Patterson vs. Mississippi State (5th) (5/8/10)
Had 5 doubles	5, vs. Oakland (2/19/20)
Had 6 doubles	6, vs. Georgia Tech (3/13/18)
Had 7 doubles	7, vs. Chicago State (3/8/20)
Had 8 doubles	8, vs. BYU (G1 - 3/3/18)
<b>Had 9+ doubles</b>	<b>11, vs. Alabama A&amp;M (2/24/21)</b>
Stole 5 bases in a game	5, vs. Bethune-Cookman (5/6/14)
Stole 6 bases in a game	6, vs. #21 Tennessee (3/17/19)
Stole 7 bases in a game	7, vs. Presbyterian (5/8/12)
Stole 8 bases in a game	8, vs. Alcorn State (2/22/12)
<b>Walked 10+ times</b>	<b>11, vs. Alabama A&amp;M (2/24/21)</b>
Did not strike out in a game	vs. Belmont (3/11/12)

### PITCHING SUPERLATIVES

<b>INDIVIDUAL</b>	
Nine-inning no-hitter	Casey Mize vs. Northeastern (3/9/18)
Nine-inning no-hitter (combined)	Mike Mueller [2.0], Lee Carter [1.0], Brandon Channell [1.0], Reid Price [1.0], Andrew Skinner [1.0], Arnold Hughey [1.0], Ken Clayton [1.0], Cory Duettt [0.2], Sean Jones [0.1] vs. UAB (3/19/02)
Seven-inning no-hitter	Jason Johnson vs. LaGrange College (4/30/91)
Nine-inning perfect game	Eric Brandon vs. Murray State (3/2/02)
Seven-inning perfect game	Jason Johnson vs. LaGrange College (4/30/91)
Nine-inning one-hitter (individual)	Keegan Thompson vs. Presbyterian (3/1/14)
Nine-inning one-hitter (combined)	Tanner Burns [7.0], Cody Greenhill [2.0] vs. Chicago State (3/6/20)
Five-inning one-hitter	Kevin Davis [3.2], Jacob Milliman [1.1], vs. Radford (2/22/15)
Nine-inning two-hitter	Tanner Burns [9.0] vs. Cincinnati (3/1/19)
Complete game	Jack Owen vs. UTSA (3/9/19)
Complete game shutout	Jack Owen vs. UTSA (3/9/19)
Consecutive complete games	K. Thompson vs. Arkansas & LSU (4/4 & 4/11/15)
Struck out 10 batters	10 by Tanner Burns vs. Chicago State (3/6/20)
Struck out 11 batters	11 by Bailey Horn vs. Chicago State (3/8/20)
Struck out 12 batters	12 by Casey Mize at Kentucky (3/23/18)
Struck out 13 batters	13 by Casey Mize vs. Texas A&M (3/16/18)
Struck out 15 batters	15 by Tanner Burns vs. Cincinnati (3/1/19)
<b>TEAM</b>	
<b>Struck out 15+ batters</b>	<b>Joseph Gonzalez [7], Hayden Mullins [8] at UAB (3/9/21)</b>
Struck out 20+ batters	Brooks Fuller [4], Ryan Watson [4], Elliott Anderson [3], Cody Greenhill [4], Carson Skipper [3], Garrett Wade [2] vs. #9 Arkansas (4/5/19)
Struck out 15 batters consecutive games	vs. Ga State, at Missouri (4/5-7/16)
<b>Shut out an opponent</b>	<b>6-0 vs. Little Rock (3/13/21)</b>
<b>Consecutive shutouts</b>	<b>7-0 vs. Little Rock / 6-0 vs. Little Rock (3/12-13/21)</b>
Three straight shutouts	2-0 vs. UT Martin / 6-0 vs. UTSA / 5-0 vs. UTSA (3/6-9/19)
Shut out an SEC opponent	7-0 at #12 Texas A&M (4/13/19)
Shut out an SEC opponent on the road	7-0 at #12 Texas A&M (4/13/19)
Consecutive SEC shutouts	5-0 and 4-0 at Miss. State (3/27-28/15)
Consecutive SEC shutouts on the road	5-0 and 4-0 at Miss. State (3/27-28/15)
<b>Was shut out</b>	<b>1-0 at #4 Ole Miss (3/21/21)</b>
Was held to one hit	vs. #24 Missouri (4/1/18)
Was no hit	vs. #13 Arkansas (5/25/17)
<b>FIELDING SUPERLATIVES</b>	
2 errors in a game	Will Holland at #7 Georgia Tech (6/1/19)
3 errors in a game	Luke Jarvis vs. Presbyterian (3/11/17)
4 errors in a game	Brett Burnham at Alabama (4/5/00)
<b>3 double plays turned in a game</b>	<b>vs. Baylor (2/27/21)</b>
<b>4 double plays turned in a game</b>	<b>at #1 Arkansas (4/3/21)</b>
5 double plays turned in a game	never
Triple play (Auburn)	vs. Memphis (5/22/78)
Triple play (Opponent)	at Florida [4th] (3/15/08)
Threw a runner out at HP to end game	Will Holland vs. Presbyterian (3/12/17)
<b>MISC. SUPERLATIVES</b>	
Won 10 or more consecutive games	15 (2/24-3/22/19)
Won 15 or more consecutive games	15 (2/24-3/22/19)
Won 8 or more consecutive SEC games	9 (4/1-21/95)
<b>Lost 5 or more consecutive games</b>	<b>5 (4/2-pres)</b>
Home winning streak	21 (1964-66)
Road winning streak	14 (1967/1995)
Season-opening winning streak	17 (2/7-3/5/97)
<b>Extra-innings victory</b>	<b>2-1, vs. Presbyterian [10 inn] (2/21/21)</b>
<b>Extra-innings loss</b>	<b>5-6, at #1 Arkansas [10 inn] (4/3/21)</b>
<b>Swept a 3-game series</b>	<b>vs. Presbyterian (2/19-21/21)</b>
Swept a road series	at Alabama (4/20-21/18)
Swept a road SEC series	at Alabama (4/20-21/18)
Swept a SEC series	vs. #21 Tennessee (3/15-17/19)
Swept a 4-game series	Illinois-Chicago (2/14-16/20)
Swept a doubleheader	Illinois-Chicago (2/15/20)
Allowed 3 runs or fewer in a series	2, vs. Chicago State (3/6-8/20)
Allowed 3 runs or fewer in a SEC series	3 vs. Miss. State (3/27-29/15)
Allowed 4 runs or fewer in a series	3 vs. UTSA (3/8-9/19)
Allowed 4 runs or fewer in a SEC series	4 vs. Georgia (4/23-25/15)
Allowed 3 runs or fewer in a road series	3 vs. Miss. State (3/27-29/15)
Allowed 3 runs or fewer in a SEC road series	3 vs. Miss. State (3/27-29/15)
Overcome a deficit of 7+ runs	7 runs, [7-0, 12-8] vs. Florida A&M (2/22/17)
Won a 1-0 game	vs. Mercer (5/30/15) [NCAA Regional]
Lost a 1-0 game	vs. Ohio State (2/15/14)
<b>Walk-off win</b>	<b>vs. Presbyterian [10 inn.] (2/21/21)</b>
<b>Walk-off loss</b>	<b>at #1 Arkansas [10 inn.] (4/3/21)</b>

# HITTER PROFILES

## 9 • RYAN BLISS IF

5-9 • 165 • JR • LaGrange, Ga. • Troup County

- Ranks 2nd in SEC with 21 hits in league play
- Has multiple hits in 11 of the last 15 games and in 42 of 82 games dating back to April 2019
- Is hitting .346 (116-for-335) during the 79 game span
- Rated by Baseball America as the No. 76 overall prospect for the 2021 MLB Draft

YEAR	AVG	GP-GS	AB	R	H	2B	3B	HR	RBI	SB-A
2019	.281	66-66	249	50	70	11	1	3	37	11-13
2020	.277	18-18	77	21	29	7	2	2	17	5-7
2021	.369	26-26	111	24	41	4	0	8	19	4-6
TOTAL	.320	110-110	437	95	140	22	3	13	73	20-26

**CAREER HIGHS**  
**At Bats:** 6, three times  
**Runs:** 4, vs. Georgia (5/11/19)  
**Hits:** 4, two times  
**Doubles:** 2, vs. UIC (2/14/20)  
**HR:** 2, two times  
**RBI:** 4, four times

**SEASON HIGHS**  
**At Bats:** 6, two times  
**Runs:** 2, eight times  
**Hits:** 4, vs. Kentucky (3/27)  
**Doubles:** 1, three times  
**HR:** 2, two times  
**RBI:** 2, three times

## 3 • BRAYTON BROWN OF

5-9 • 190 • SO • Selma, Ala. • Morgan Academy

YEAR	AVG	GP-GS	AB	R	H	2B	3B	HR	RBI	SB-A
2020	.267	14-7	30	6	8	2	0	1	4	0-0
2021	.227	14-3	22	7	5	1	0	2	8	0-0
TOTAL	.250	28-10	52	13	13	3	0	3	12	0-0

**CAREER HIGHS**  
**At Bats:** 5, vs. Alabama A&M (2/26/20)  
**Runs:** 3, vs. Oakland (2/19/20)  
**Hits:** 2, vs. AAMU (2/24/21)  
**Doubles:** 1, three times  
**HR:** 1, three times  
**RBI:** 3, at Ole Miss (3/21/21)

**SEASON HIGHS**  
**At Bats:** 3, three times  
**Runs:** 2, two times  
**Hits:** 2, vs. AAMU (2/24)  
**Doubles:** 1, vs. AAMU (2/24)  
**HR:** 1, two times  
**RBI:** 3, at Ole Miss (3/21)

## 17 • RYAN DYAL C

6-0 • 190 • R-FR • Senoia, Ga. • East Coweta

YEAR	AVG	GP-GS	AB	R	H	2B	3B	HR	RBI	SB-A
2021	.111	16-9	27	5	3	0	0	0	1	1-1

**SEASON HIGHS**  
**At Bats:** 5, vs. AAMU (2/24)  
**Runs:** 1, three times  
**Hits:** 1, three times  
**Doubles:** --  
**RBI:** 1, at Ole Miss (3/21)

## 47 • GARRETT FARQUHAR IF

5-11 • 185 • SR • Hoover, Ala. • Shelton State

YEAR	AVG	GP-GS	AB	R	H	2B	3B	HR	RBI	SB-A
2020	.263	13-10	38	15	10	2	0	0	10	1-1
2021	.333	11-2	15	5	5	2	0	0	1	1-1
TOTAL	.283	24-12	53	20	15	4	0	0	11	2-2

**CAREER HIGHS**  
**At Bats:** 5, two times  
**Runs:** 4, vs. AAMU (2/24)  
**Hits:** 3, vs. AAMU (2/24)  
**Doubles:** 2, vs. AAMU (2/24)  
**RBI:** 4, vs. UIC (2/16)

**SEASON HIGHS**  
**At Bats:** 4, vs. PC (2/20)  
**Runs:** 4, vs. AAMU (2/24)  
**Hits:** 3, vs. AAMU (2/24)  
**Doubles:** 2, vs. AAMU (2/24)  
**RBI:** 1, vs. AAMU (2/24)

## 7 • COLE FOSTER IF

6-1 • 190 • FR • Plano, Texas • Plano Senior

YEAR	AVG	GP-GS	AB	R	H	2B	3B	HR	RBI	SB-A
2021	.455	7-2	11	5	5	2	0	0	1	0-0

**SEASON HIGHS**  
**At Bats:** 4, at Ole Miss (3/21)  
**Runs:** 3, vs. AAMU (2/23)  
**Hits:** 2, vs. AAMU (2/24)  
**Doubles:** 1, vs. AAMU (2/24)  
**RBI:** 1, vs. AAMU (2/23)

## 2 • JOSH HALL OF

5-9 • 185 • R-SO • Homewood, Ala. • Ole Miss

YEAR	AVG	GP-GS	AB	R	H	2B	3B	HR	RBI	SB-A
2021	.325	17-10	40	9	13	2	2	0	9	4-5

**CAREER STATISTICS**  
**At Bats:** 5, at Lipscomb (3/16)  
**Runs:** 3, vs. AAMU (2/23)  
**Hits:** 3, vs. AAMU (2/23)  
**Doubles:** 1, two times  
**RBI:** 3, vs. AAMU (2/23)

## 16 • CAM HILL IF

6-3 • 1210 • FR • Madison, Ala. • Bob Jones

- Ranks T-3rd on the team in HR and T-4th in RBI despite only 52 ABs

YEAR	AVG	GP-GS	AB	R	H	2B	3B	HR	RBI	SB-A
2021	.269	17-13	52	9	14	1	1	4	18	0-0

**CAREER HIGHS**  
**At Bats:** 4, six times  
**Runs:** 2, vs. BC (3/7)  
**Hits:** 3, vs. AAMU (2/23)  
**Doubles:** 1, vs. AAMU (2/23)  
**HR:** 1, three times  
**RBI:** 4, vs. BC (3/7)

## 5 • KASON HOWELL OF

6-0 • 185 • JR • Argyle, Texas • Liberty Christian

- Went 4-for-9 with a solo HR vs. Mississippi State
- Has multiple hits in 4 of the last 9 SEC games

YEAR	AVG	GP-GS	AB	R	H	2B	3B	HR	RBI	SB-A
2019	.262	63-63	225	31	59	10	0	0	28	14-16
2020	.359	11-10	39	8	14	7	0	0	6	0-0
2021	.253	28-27	91	13	23	4	0	3	15	5-7
TOTAL	.270	102-100	355	52	96	21	0	3	49	19-23

**CAREER HIGHS**  
**At Bats:** 6, at Mississippi State (3/24/19)  
**Runs:** 3, two times  
**Hits:** 3, three times  
**Doubles:** 1, 19 times  
**HR:** 1, two times  
**RBI:** 3, four times

**SEASON HIGHS**  
**At Bats:** 5, two times  
**Runs:** 2, vs. AAMU (2/24)  
**Hits:** 2, six times  
**Doubles:** 1, four times  
**HR:** 1, two times  
**RBI:** 3, two times

## 28 • NATE LARUE C

6-3 • 210 • SO • Mobile, Ala. • McGill-Toolen

- Rated by Perfect Game as the No. 71 overall prospect and No. 49 college prospect for the 2022 MLB Draft

YEAR	AVG	GP-GS	AB	R	H	2B	3B	HR	RBI	SB-A
2020	.294	8-3	17	6	5	1	0	0	2	0-0
2021	.182	11-7	22	4	4	1	0	1	3	0-0
TOTAL	.231	19-10	39	10	9	2	0	1	5	0-0

**CAREER HIGHS**  
**At Bats:** 5, vs. UIC (2/15 - G1)  
**Runs:** 2, two times  
**Hits:** 2, vs. PC (2/20/21)  
**Doubles:** 1, two times  
**HR:** 1, vs. PC (2/20/21)  
**RBI:** 2, vs. PC (2/20/21)

**SEASON HIGHS**  
**At Bats:** 4, vs. PC (2/20)  
**Runs:** 2, vs. AAMU (2/23)  
**Hits:** 2, vs. PC (2/20)  
**Doubles:** 1, vs. PC (2/20)  
**HR:** 1, vs. PC (2/20)  
**RBI:** 2, vs. PC (2/20)

## 10 • TYLER MILLER IF

6-2 • 193 • JR • Spanish Fort, Ala. • EMCC

- Leads the league and ranks 10th in NCAA in RBI
- T-4th in league in HR and 8th in average

YEAR	AVG	GP-GS	AB	R	H	2B	3B	HR	RBI	SB-A
2020	.229	12-9	35	9	8	0	1	0	5	0-0
2021	.356	27-27	104	23	37	4	1	9	38	3-4
TOTAL	.324	39-36	139	32	45	4	2	9	43	3-4

**CAREER HIGHS**  
**At Bats:** 5, five times  
**Runs:** 3, three times  
**Hits:** 4, vs. TAMU (2/28/21)  
**Doubles:** 1, four times  
**HR:** 2, at Lipscomb (3/16/21)  
**RBI:** 6, vs. BC (3/6/21)

**SEASON HIGHS**  
**At Bats:** 5, five times  
**Runs:** 3, three times  
**Hits:** 4, vs. TAMU (2/28)  
**Doubles:** 1, four times  
**HR:** 2, at Lipscomb (3/16)  
**RBI:** 6, vs. BC (3/6)

## 19 • BRODY MOORE IF

6-0 • 185 • JR • Oneonta, Ala. • Oneonta

- Has started in 26 straight games at second base
- Went 3-for-5 in the finale vs. MSU
- Is third on the team with a .333 average in league play

YEAR	AVG	GP-GS	AB	R	H	2B	3B	HR	RBI	SB-A
2019	.333	13-4	27	6	9	1	1	0	4	0-1
2020	.339	17-14	56	11	19	1	1	0	9	5-5
2021	.330	27-27	106	19	35	5	0	2	23	0-2
TOTAL	.333	57-45	189	36	63	7	2	2	36	5-8

**CAREER HIGHS**  
**At Bats:** 6, vs. AAMU (2/24/21)  
**Runs:** 3, vs. PC (2/19/21)  
**Hits:** 4, two times  
**Doubles:** 2, vs. AAMU (2/24/21)  
**HR:** 1, two times  
**RBI:** 7, vs. AAMU (2/24/21)

**SEASON HIGHS**  
**At Bats:** 6, vs. AAMU (2/24)  
**Runs:** 3, vs. PC (2/19)  
**Hits:** 4, two times  
**Doubles:** 2, vs. AAMU (2/24)  
**HR:** 1, two times  
**RBI:** 7, vs. AAMU (2/24)

## 6 • BOBBY PEIRCE OF

6-2 • 195 • R-SO • Scottsdale, Ariz. • S. Mountain

YEAR	AVG	GP-GS	AB	R	H	2B	3B	HR	RBI	SB-A
2021	.200	8-2	15	3	3	1	0	0	4	0-0

**SEASON HIGHS**  
**At Bats:** 4, vs. AAMU (2/24)  
**Runs:** 3, vs. AAMU (2/24)  
**Hits:** 1, three times  
**Doubles:** 1, vs. AAMU (2/24)  
**RBI:** 2, vs. AAMU (2/24)

## 34 • JOHN SAMUEL SHENKER IF

6-3 • 250 • R-JR • Albany, Ga. • Colquitt County

- Also serves as the starting TE for Auburn football
- Hauled in nine catches for 97 yards in 11 games for Auburn football last fall

YEAR	AVG	GP-GS	AB	R	H	2B	3B	HR	RBI	SB-A
2020	.318	11-6	22	5	7	1	0	0	6	0-0
2021	.250	10-2	16	3	4	1	0	0	2	0-0
TOTAL	.289	21-8	38	8	11	2	0	0	8	0-0

**CAREER HIGHS**  
**At Bats:** 5, vs. Wright State (2/29/20)  
**Runs:** 2, vs. UIC (2/16/20)  
**Hits:** 2, vs. UIC (2/16/20)  
**Doubles:** 1, two times  
**RBI:** 2, two times

**SEASON HIGHS**  
**At Bats:** 4, vs. PC (2/20)  
**Runs:** 1, three times  
**Hits:** 1, four times  
**Doubles:** 1, at Ole Miss (2/20)  
**RBI:** 1, two times

## 1 • JUDD WARD OF

6-1 • 195 • SR • Russellville, Ala. • Russellville

- Matched a career high with four hits and four runs in the season opener, finishing a triple shy of the cycle

YEAR	AVG	GP-GS	AB	R	H	2B	3B	HR	RBI	SB-A
2018	.250	37-21	84	9	21	2	1	0	8	0-2
2019	.272	66-65	257	42	70	12	2	5	34	5-7
2020	.315	18-18	73	16	23	6	1	2	17	2-3
2021	.241	22-22	83	15	20	2	0	3	10	0-1
TOTAL	.270	143-126	497	82	134	22	4	10	69	7-13

**CAREER HIGHS**  
**At Bats:** 7, vs. Arkansas (4/5/19)  
**Runs:** 4, two times  
**Hits:** 4, three times  
**Doubles:** 2, two times  
**HR:** 1, 10 times  
**RBI:** 7, vs. Alabama A&M (2/26)

**SEASON HIGHS**  
**At Bats:** 5, six times  
**Runs:** 4, vs. PC (2/19)  
**Hits:** 4, vs. PC (2/19)  
**Doubles:** 1, two times  
**HR:** 1, three times  
**RBI:** 2, four times



**8 • BRYSON WARE IF/OF**

6-2 • 195 • SO • Madison, Miss. • Pearl River  
 • Went 3-for-9 with 2 HR and 3 RBI vs. MSU  
 • His HRs were his first since Feb. 23  
 • His three hits and four RBI in the season opener were the most by an Auburn newcomer in a season opener since 2010 and 2007, respectively

**CAREER STATISTICS**

YEAR	AVG	GP-GS	AB	R	H	2B	3B	HR	RBI	SB-A
2021	.289	25-22	83	25	24	4	1	4	18	3-4

**SEASON HIGHS**

**At Bats:** 5, three times  
**Runs:** 6, vs. AAMU (2/24)  
**Hits:** 3, two times  
**Doubles:** 1, four times  
**HR:** 1, two times  
**RBI:** 4, two times

**41 • STEVEN WILLIAMS OF**

6-3 • 216 • SR • Albany, Ga. • Deerfield-Windsor  
 • Ranks second among active SEC players in career hits (162), home runs (27) and RBI (116)  
 • Started 12 games behind the plate after not starting at catcher since 2018 (nine games)

**CAREER STATISTICS**

YEAR	AVG	GP-GS	AB	R	H	2B	3B	HR	RBI	SB-A
2018	.291	65-65	244	54	71	10	1	12	51	1-1
2019	.247	65-64	235	40	58	8	2	9	36	3-3
2020	.275	13-12	40	7	11	4	0	2	12	0-0
2021	.229	27-25	96	20	22	6	0	4	17	0-1
TOTAL	.263	170-166	615	121	162	28	3	27	116	4-5

**CAREER HIGHS**

**At Bats:** 6, two times  
**Runs:** 4, three times  
**Hits:** 4, four times  
**Doubles:** 2, two times  
**HR:** 1, 27 times  
**RBI:** 7, vs. Longwood (2/17/18)

**SEASON HIGHS**

5, three times  
 3, vs. BC (3/6)  
 2, five times  
 2, vs. AAMU (2/24)  
 1, four times  
 4, vs. AAMU (2/24)

**4 • RANKIN WOLEY IF**

6-0 • 210 • GR • Atlanta, Ga. • Chattahoochee Valley  
 • Ranks 2nd on the team with a .340 average in SEC play  
 • Went on a 12-game hit streak from 2/28-3/21, marking the longest by an Auburn player since Jonah Todd (16) and Dylan Ingram (13) in 2017

**CAREER STATISTICS**

YEAR	AVG	GP-GS	AB	R	H	2B	3B	HR	RBI	SB-A
2019	.277	64-64	256	36	71	17	1	3	45	2-2
2020	.412	18-18	68	13	28	8	0	2	22	0-0
2021	.320	26-26	103	21	33	8	0	3	13	1-1
TOTAL	.309	108-108	427	70	132	33	1	8	80	3-3

**CAREER HIGHS**

**At Bats:** 7, vs. Arkansas (4/5/19)  
**Runs:** 5, vs. BC (3/6/21)  
**Hits:** 4, vs. UIC (2/15/20 - G1)  
**Doubles:** 2, four times  
**HR:** 1, seven times  
**RBI:** 4, three times

**SEASON HIGHS**

5, five times  
 5, vs. BC (3/6)  
 3, two times  
 1, eight times  
 1, two times  
 4, vs. PC (2/19)

**PITCHER PROFILES**

**18 • MASON BARNETT RHP**

6-1 • 205 • SO • Cartersville, Ga. • Cartersville  
 • Rated by Perfect Games the No. 32 overall player and No. 20 college prospect for the 2022 MLB Draft

**CAREER STATISTICS**

YEAR	ERA	W-L	G/S	IP	H	R	ER	BB	K	BAA
2020	3.52	0-0	6/0	7.2	5	4	3	3	16	.192
2021	3.82	2-1	9/5	30.2	26	16	13	16	30	.236
TOTAL	3.76	2-1	15/5	38.1	31	20	16	19	46	.228

**CAREER HIGHS**

**Innings:** 7.0, vs. Little Rock (3/13/21)  
**Hits:** 6, vs. Kentucky (3/27/21)  
**Runs:** 6, at Ole Miss (3/20/21)  
**Earned Runs:** 5, vs. Kentucky (3/27/21)  
**Strikeouts:** 9, vs. Little Rock (3/13/21)  
**Walks:** 5, at Arkansas (4/3/21)  
**Pitches:** 91, vs. Little Rock (3/13/21)

**SEASON HIGHS**

7.0, vs. Little Rock (3/13)  
 6, vs. Kentucky (3/27/21)  
 6, at Ole Miss (3/20)  
 5, vs. Kentucky (3/27)  
 9, vs. Little Rock (3/13)  
 5, at Arkansas (4/3)  
 91, vs. Little Rock (3/13)

**21 • TRACE BRIGHT RHP**

6-4 • 185 • SO • Montgomery, Ala. • Trinity  
 • Named the SEC Pitcher of the Week on Mar. 1 after throwing 6.0 scoreless innings vs. Texas A&M (2/28)  
 • Rated by Perfect Game as the No. 123 overall prospect and No. 84 college prospect for the 2022 MLB Draft

**CAREER STATISTICS**

YEAR	ERA	W-L	G/S	IP	H	R	ER	BB	K	BAA
2020	8.38	1-1	3/3	9.2	10	9	9	7	12	.278
2021	7.28	2-3	10/5	29.2	30	25	24	10	27	.261
TOTAL	7.55	3-4	13/8	39.1	40	34	33	17	39	.265

**CAREER HIGHS**

**Innings:** 6.0, vs. TAMU (2/28/21)  
**Hits:** 5, three times  
**Runs:** 7, at Ole Miss (3/21/21)  
**Earned Runs:** 7, at Ole Miss (3/21/21)  
**Strikeouts:** 7, vs. AAMU (2/23/21)  
**Walks:** 3, three times  
**Pitches:** 85, vs. TAMU (2/28/21)

**SEASON HIGHS**

6.0, vs. TAMU (2/28)  
 5, two times  
 7, at Ole Miss (3/20)  
 7, at Ole Miss (3/20)  
 7, vs. AAMU (2/23)  
 3, at Ole Miss (3/20)  
 85, vs. TAMU (2/28)

**40 • B. BURKHALTER RHP**

6-0 • 185 • SO • Dothan, Ala. • Northview  
 • Tied for the team lead with 10 appearances this season  
 • Hasn't allowed a run in 10 of his first 14 career outings

**CAREER STATISTICS**

YEAR	ERA	W-L	G/S	IP	H	R	ER	BB	K	BAA
2020	2.08	0-0	4/0	4.1	6	1	1	3	3	.462
2021	1.54	0-0	10/0	11.2	7	3	2	12	16	.167
TOTAL	1.69	0-0	14/0	16.0	13	4	3	15	19	.236

**CAREER HIGHS**

**Innings:** 2.1, vs. BC (3/7/21)  
**Hits:** 3, vs. UCF (2/23)  
**Runs:** 2, at Lipscomb (3/16/21)  
**Earned Runs:** 1, three times  
**Strikeouts:** 4, vs. Little Rock (3/13/21)  
**Walks:** 2, two times  
**Pitches:** 35, vs. BC (3/7/21)

**SEASON HIGHS**

2.1, vs. BC (3/7)  
 2, three times  
 2, at Lipscomb (3/16)  
 1, two times  
 4, vs. Little Rock (3/13)  
 2, two times  
 35, vs. BC (3/7)

**43 • RICHARD FITTS RHP**

6-3 • 215 • JR • Helena, Ala. • Helena  
 • Preseason Second Team All-America (D1) and Preseason Third Team All-America (BA)  
 • Rated the No. 8 college prospect by PG and No. 9 college prospect by D1

**CAREER STATISTICS**

YEAR	ERA	W-L	G/S	IP	H	R	ER	BB	K	BAA
2019	5.31	5-3	21/5	62.2	78	37	37	17	47	.305
2020	2.77	1-0	6/1	13.0	9	4	5	16	200	.200
2021	7.71	0-3	7/3	18.2	24	18	16	6	16	.312
TOTAL	5.44	6-6	34/9	94.1	111	59	57	28	79	.294

**CAREER HIGHS**

**Innings:** 6.1, vs. UNA (5/14/19)  
**Hits:** 9, vs. Baylor (2/27/21)  
**Runs:** 7, vs. Baylor (2/27/21)  
**Earned Runs:** 6, two times  
**Strikeouts:** 8, vs. UNA (5/14/19)  
**Walks:** 3, three times  
**Pitches:** 93, at North Carolina (6/10/19)

**SEASON HIGHS**

5.0, two times  
 9, vs. Baylor (2/27)  
 7, vs. Baylor (2/27)  
 6, vs. Baylor (2/27)  
 6, vs. PC (2/20)  
 2, two times  
 90, vs. BC (3/5)

**18 • BROOKS FULLER LHP**

6-2 • 215 • JR • Auburn, Ala. • Auburn  
 • Tied for the team lead with 10 appearances this season

**CAREER STATISTICS**

YEAR	ERA	W-L	G/S	IP	H	R	ER	BB	K	BAA
2019	4.50	2-2	20/8	44.0	39	30	22	35	36	.239
2020	2.25	1-1	3/2	8.0	11	3	2	1	7	.333
2021	9.69	0-0	10/0	13.0	19	15	14	12	15	.333
TOTAL	5.26	3-3	33/10	65.0	69	48	38	48	58	.273

**CAREER HIGHS**

**Innings:** 6.0, at Texas A&M (4/13/19)  
**Hits:** 5, three times  
**Runs:** 5, vs. Baylor (2/27/21)  
**Earned Runs:** 5, vs. Baylor (2/27/21)  
**Strikeouts:** 6, vs. Ole Miss (4/20/19)  
**Walks:** 4, at South Carolina (3/30/19)  
**Pitches:** 93, at Texas A&M (4/13/19)

**SEASON HIGHS**

2.1, three times  
 5, vs. Baylor (2/27)  
 5, vs. Baylor (2/27)  
 5, vs. Baylor (2/27)  
 3, three times  
 3, two times  
 58, vs. Baylor (2/27)

**23 • PEYTON GLAVINE LHP**

5-11 • 180 • R-JR • Alpharetta, Ga. • Blessed Trinity  
 • Made the first start of his career at Lipscomb (3/16)  
 • Hasn't allowed a run in five of his seven relief efforts

**CAREER STATISTICS**

YEAR	ERA	W-L	G/S	IP	H	R	ER	BB	K	BAA
2018	27.00	0-0	5/0	3.0	10	9	9	2	5	.526
2019	5.62	1-0	9/0	8.0	10	5	5	8	12	.294
2021	5.52	0-1	8/1	14.2	11	9	9	4	13	.208
TOTAL	8.06	1-1	22/1	25.2	31	23	23	14	30	.292

**CAREER HIGHS**

**Innings:** 3.0, two times  
**Hits:** 5, vs. Northeastern (3/10/18)  
**Runs:** 6, vs. Northeastern (3/10/18)  
**Earned Runs:** 6, vs. Northeastern (3/10/18)  
**Strikeouts:** 5, vs. Little Rock (3/12/21)  
**Walks:** 2, three times  
**Pitches:** 38, vs. Little Rock (3/12/21)

**SEASON HIGHS**

3.0, two times  
 4, at Ole Miss (3/21)  
 4, at Lipscomb (3/16)  
 4, at Lipscomb (3/16)  
 5, vs. Little Rock (3/12)  
 2, at Lipscomb (3/16)  
 38, vs. Little Rock (3/12)

**45 • JOSEPH GONZALEZ RHP**

6-4 • 215 • FR • Humacao, PR • Leadership CA  
 • Tied for the team lead with 10 appearances this season  
 • Retired the first 15 batters he faced and struck out seven in his first career start at UAB (3/9)

**CAREER STATISTICS**

YEAR	ERA	W-L	G/S	IP	H	R	ER	BB	K	BAA
2021	8.57	0-3	10/4	21.0	28	20	20	8	16	.318

**SEASON HIGHS**

**Innings:** 5.0, two times  
**Hits:** 8, vs. Kentucky (3/27)  
**Runs:** 5, vs. Kentucky (3/27)  
**Earned Runs:** 5, vs. Kentucky (3/27)  
**Strikeouts:** 7, at UAB (3/9)  
**Walks:** 5, at Arkansas (4/2)  
**Pitches:** 86, at Arkansas (4/2)

**20 • CODY GREENHILL RHP**

6-4 • 216 • SR • Russellville, Ala. • Russellville  
 • Has posted a 1.38 ERA since the start of last season  
 • Ranks 2nd in the SEC with a 1.81 ERA and 5th with a .176 batting average against  
 • His 2.41 career ERA is good for sixth in Auburn history  
 • Was one of three SEC pitchers entering 2021 with a sub-3.00 career ERA and 100+ IP

**CAREER STATISTICS**

YEAR	ERA	W-L	G/S	IP	H	R	ER	BB	K	BAA
2018	2.30	6-3	21/0	58.2	53	17	15	19	55	.242
2019	3.45	2-3	28/0	57.1	53	27	22	18	44	.243
2020	0.00	0-0	4/0	12.2	5	0	0	1	17	.122
2021	1.83	3-0	7/7	39.1	24	11	8	10	29	.176
TOTAL	2.41	11-6	60/7	168.0	135	55	45	48	145	.220

**CAREER HIGHS**

**Innings:** 7.0, two times  
**Hits:** 7, at Mississippi State (3/24/19)  
**Runs:** 5, at Mississippi State (3/24/19)  
**Earned Runs:** 5, at Mississippi State (3/24/19)  
**Strikeouts:** 6, two times  
**Walks:** 3, four times  
**Pitches:** 94, at Ole Miss (3/19/21)

**SEASON HIGHS**

7.0, two times  
 4, at Ole Miss (3/19)  
 3, vs. PC (2/19)  
 2, vs. PC (2/19)  
 6, vs. PC (2/19)  
 3, vs. OU (2/26)  
 94, at Ole Miss (3/19)

**16 • CAM HILL LHP**

6-3 • 210 • FR • Madison, Ala. • Bob Jones  
 • Pitched a 1-2-3 9th inning vs. Kentucky (3/27)  
 • Rated by PG as the No. 36 college prospect for the 2023 MLB Draft

**CAREER STATISTICS**

YEAR	ERA	W-L	G/S	IP	H	R	ER	BB	K	BAA
2021	27.00	1-0	6/0	4.0	10	13	12	5	5	.476

**SEASON HIGHS**

**Innings:** 1.0, three times  
**Hits:** 4, vs. BC (3/7)  
**Runs:** 5, vs. BC (3/7)  
**Earned Runs:** 5, vs. BC (3/7)  
**Strikeouts:** 2, two times  
**Walks:** 3, at Ole Miss (3/21)  
**Pitches:** 30, vs. BC (3/7)

**33 • WILL MORRISON RHP**

6-2 • 190 • R-SO • Cullman, Ala. • Cullman  
 • Hasn't allowed a run and has surrendered just one hit in his first four games  
 • Made his first appearance since 2019 in the series finale at Ole Miss (3/21)

**CAREER STATISTICS**

YEAR	ERA	W-L	G/S	IP	H	R	ER	BB	K	BAA
2019	4.56	0-0	24/0	25.2	24	13	13	11	15	.264
2021	0.00	0-0	4/0	4.0	1	0	0	3	3	.083
TOTAL	3.94	0-0	28/0	29.2	25	13	13	14	18	.243

**CAREER HIGHS**

**Innings:** 3.0, two times  
**Hits:** 4, vs. Arkansas (4/6/19)  
**Runs:** 3, at GT (4/16/19)  
**Earned Runs:** 3, at GT (4/16/19)  
**Strikeouts:** 5, vs. AAMU (2/19/19)  
**Walks:** 2, vs. UAB (5/7/19)  
**Pitches:** 50, vs. Arkansas (4/6/19)

**SEASON HIGHS**

1.1, at Ole Miss (3/21)  
 1, at Ole Miss (3/21)  
 0, at Ole Miss (3/21)  
 0, at Ole Miss (3/21)  
 1, at Ole Miss (3/21)  
 1, vs. Kentucky (3/27)  
 22, at Ole Miss (3/21)

**26 • HAYDEN MULLINS LHP**

6-0 • 185 • SO • Gallatin, Tenn. • Hendersonville  
 • Rated by Perfect Game as the No. 125 overall prospect and No. 86 college prospect for the 2022 MLB Draft

**CAREER STATISTICS**

YEAR	ERA	W-L	G/S	IP	H	R	ER	BB	K	BAA
2020	3.68	1-0	5/0	7.1	4	3	3	6	10	.174
2021	2.38	2-0	7/0	11.1	10	4	3	4	19	.222
TOTAL	2.89	3-0	12/0	18.2	14	7	6	10	29	.206

**CAREER HIGHS**

**Innings:** 4.0, at UAB (3/9/21)  
**Hits:** 3, vs. Little Rock (3/14/21)  
**Runs:** 3, vs. UCF (2/23)  
**Earned Runs:** 3, vs. UCF (2/23)  
**Strikeouts:** 8, at UAB (3/9/21)  
**Walks:** 3, vs. Wofford (3/11)  
**Pitches:** 56, at UAB (3/9/21)

**SEASON HIGHS**

4.0, at UAB (3/9)  
 3, vs. Little Rock (3/14)  
 1, two times  
 1, vs. Little Rock (3/14)  
 8, at UAB (3/9)  
 1, three times  
 56, at UAB (3/9)

**44 • JACK OWEN LHP**

6-2 • 204 • SR • Aliso Viejo, Calif. • JSerra Catholic  
 • Was one of eight SEC pitchers entering 2021 with a sub-4.00 career ERA and 100+ IP

**CAREER STATISTICS**

YEAR	ERA	W-L	G/S	IP	H	R	ER	BB	K	BAA
2018	5.97	2-2	14/7	34.2	43	24	23	16	35	.312
2019	2.75	4-2	14/10	68.2	64	22	21	14	59	.247
2020	3.43	3-1	4/4	21.0	17	10	8	5	25	.215
2021	9.53	0-2	4/2	11.1	18	12	12	4	7	.367
TOTAL	4.25	9-7	36/23	135.2	142	68	64	39	126	.270

**CAREER HIGHS**

**Innings:** 9.0, vs. UTSA (3/9/19)  
**Hits:** 9, two times  
**Runs:** 6, two times  
**Earned Runs:** 6, two times  
**Strikeouts:** 10, vs. Cincinnati (3/2/19)  
**Walks:** 3, four times  
**Pitches:** 102, vs. LSU (5/23/19)

**SEASON HIGHS**

5.1, at Arkansas (4/2)  
 4, at Ole Miss (3/21)  
 5, at Ole Miss (3/21)  
 5, at Ole Miss (3/21)  
 4, at Arkansas (4/2)  
 2, at Ole Miss (3/21)  
 73, at Arkansas (4/2)

**29 • CARSON SKIPPER LHP**

6-3 • 210 • JR • Trussville, Ala. • Hewitt-Trussville  
 • Named to the NCBWA Stopper of the Year watch list  
 • Has posted a 1.83 ERA in 14 appearances and 19.2 IP the last two seasons

**CAREER STATISTICS**

YEAR	ERA	W-L	G/S	IP	H	R	ER	BB	K	BAA
2019	7.46	3-3	17/8	35.0	45	33	29	23	38	.306
2020	1.00	0-0	7/0	9.0	5	1	1	3	12	.167
2021	2.53	0-1	8/0	10.2	7	3	3	3	11	.179
TOTAL	5.43	3-4	32/8	54.2	57	37	33	29	61	.264

**CAREER HIGHS**

**Innings:** 4.2, vs. UTSA (3/9/19)  
**Hits:** 5, four times  
**Runs:** 5, two times  
**Earned Runs:** 5, vs. Arkansas (4/5/19)  
**Strikeouts:** 8, vs. Alabama A&M (2/19/19)  
**Walks:** 4, at Georgia Tech (4/16/19)  
**Pitches:** 78, vs. Arkansas (4/5/19)

**SEASON HIGHS**

2.0, two times  
 2, at Arkansas (4/3)  
 2, at Arkansas (4/3)  
 2, at Arkansas (4/3)  
 3, vs. OU (2/26)  
 1, two times  
 43, at Arkansas (4/2)

**36 • JACK SOKOL RHP**

6-4 • 192 • FR • New Albany, Ohio • New Albany  
 • Earned the win in his Auburn debut and first career start vs. Alabama A&M (2/24)  
 • Recorded the final two outs of the 8th at Ole Miss (3/21)

**CAREER STATISTICS**

YEAR	ERA	W-L	G/S	IP	H	R	ER	BB	K	BAA
2021	0.00	1-0	2/1	4.2	1	0	0	4	6	.083

**CAREER HIGHS**

**Innings:** 4.0, vs. AAMU (2/24)  
**Hits:** 1, vs. AAMU (2/24)  
**Runs:** 0, two times  
**Earned Runs:** 0, two times  
**Strikeouts:** 6, vs. AAMU (2/24)  
**Walks:** 3, vs. AAMU (2/24)  
**Pitches:** 52, vs. AAMU (2/24)

**32 • CARSON SWILLING RHP**

6-1 • 185 • FR • Smiths Station, Ala. • Smiths  
 • Earned his first career win in 3.2 innings of relief at Lipscomb (3/16)

**CAREER STATISTICS**

YEAR	ERA	W-L	G/S	IP	H	R	ER	BB	K	BAA
2021	3.95	1-1	9/0	13.2	10	6	6	8	11	.200

**CAREER HIGHS**

**Innings:** 3.2, at Lipscomb (3/16)  
**Hits:** 3, at Lipscomb (3/16)  
**Runs:** 1, three times  
**Earned Runs:** 1, three times  
**Strikeouts:** 3, at Ole Miss (3/21)  
**Walks:** 2, at Arkansas (4/2)  
**Pitches:** 42, at Lipscomb (3/16)

**27 • SEB THOMAS RHP**

6-5 • 250 • SO • Brookhaven, Ga. • Marist

**CAREER STATISTICS**

YEAR	ERA	W-L	G/S	IP	H	R	ER	BB	K	BAA
2020	1.17	0-0	7/0	7.2	4	1	1	4	6	.160
2021	3.86	0-1	8/0	11.2	9	5	5	5	10	.231
TOTAL	2.79	0-1	15/0	19.1	13	6	6	9	16	.203

**CAREER HIGHS**

**Innings:** 2.2, vs. PC (2/21/21)  
**Hits:** 2, four times  
**Runs:** 3, vs. BC (3/7/21)  
**Earned Runs:** 3, vs. BC (3/7/21)  
**Strikeouts:** 4, vs. BC (3/5/21)  
**Walks:** 3, vs. Wofford (3/11)  
**Pitches:** 49, vs. Wofford (3/11)

**SEASON HIGHS**

2.2, vs. PC (2/21)  
 2, two times  
 3, vs. BC (3/7)  
 3, vs. BC (3/7)  
 4, vs. BC (3/5)  
 1, four times  
 39, vs. BC (3/5)

**AUBURN IN THE NATIONAL AND SEC RANKINGS**

(as of Apr. 12)

**TEAM**

	TOTAL	NCAA	SEC
Double plays	33	1	1
Home runs	43	10	4
Slugging percentage	.479	19	3

**9 RYAN BLISS**

	TOTAL	NCAA	SEC
Hits/game	1.58	23	1

**10 TYLER MILLER**

	TOTAL	NCAA	SEC
RBI	38	10	1
RBI/game	1.41	14	1

## PITCHING CAREERS

### MASON BARNETT'S CAREER APPEARANCES

#### 2020 - FRESHMAN YEAR

Date	Opp (Res.)	DEC	QS	IP	H	R	ER	BB	SO	HR	ERA	NP
2/15	ILLINOIS-CHICAGO (W, 7-3)	-	-	1.0	4	3	3	1	2	0	27.00	32
2/19	OAKLAND (W, 17-1)	-	-	1.0	0	0	0	0	2	0	13.50	10
2/25	ALABAMA A&M (W, 10-0)	-	-	1.0	0	0	0	1	2	0	9.00	17
3/1	WRIGHT STATE (W, 6-0)	-	-	1.0	0	0	0	1	2	0	6.75	21
3/8	CHICAGO STATE (W, 9-0)	-	-	1.0	1	0	0	0	3	0	5.40	19
3/10	GEORGIA TECH (L, 2-6)	-	-	2.2	0	1	0	0	5	0	3.52	35

#### 2021 - SOPHOMORE YEAR

Date	Opp (Res.)	DEC	QS	IP	H	R	ER	BB	SO	HR	ERA	NP
2/21	*PRESBYTERIAN (W, 2-1 [10])	-	-	4.0	3	0	0	2	4	0	0.00	65
2/26	vs. #25 Oklahoma (L, 3-4 [10])	-	-	1.1	2	1	1	3	1	0	1.69	42
3/6	*#18 BOSTON COLLEGE (W, 16-1)	W	-	5.1	2	1	0	2	3	0	0.84	75
3/13	*LITTLE ROCK (W, 6-0)	W	X	7.0	2	0	0	1	9	0	0.51	91
3/20	*at #4 Ole Miss (L, 5-6)	L	-	3.0	5	6	4	2	4	0	2.18	72
3/27	*KENTUCKY (L, 6-7)	-	-	5.1	6	5	5	0	8	2	3.46	84
4/1	at #1 Arkansas (W, 2-1)	-	-	1.0	0	0	0	1	0	0	3.33	15
4/3	at #1 Arkansas (L, 5-6 [10])	-	-	1.2	2	1	1	5	0	0	3.45	45
4/11	#4 MISSISSIPPI STATE (L, 10-19)	-	-	2.0	4	2	2	0	1	0	3.82	33

### TRACE BRIGHT'S CAREER APPEARANCES

\*-Starter

#### 2020 - FRESHMAN YEAR

Date	Opp (Res.)	DEC	QS	IP	H	R	ER	BB	SO	HR	ERA	NP
2/19	*OAKLAND (W, 17-1)	W	-	3.0	2	1	1	1	6	1	3.00	59
2/26	*ALABAMA A&M (W, 12-6)	-	-	4.2	3	4	4	3	6	0	5.87	80
3/11	*WOFFORD (L, 3-4)	L	-	2.0	5	4	4	3	0	0	8.38	50

#### 2021 - SOPHOMORE YEAR

Date	Opp (Res.)	DEC	QS	IP	H	R	ER	BB	SO	HR	ERA	NP
2/19	PRESBYTERIAN (W, 14-3)	-	-	1.0	2	0	0	0	2	0	0.00	28
2/23	*ALABAMA A&M (W, 18-2 [7])	W	-	4.0	2	2	1	0	7	0	1.80	55
2/28	*vs. Texas A&M (W, 6-1)	W	X	6.0	3	0	0	2	1	0	0.82	86
3/7	*#18 BOSTON COLLEGE (L, 9-11 [10])	-	-	5.0	3	1	1	1	3	0	1.12	69
3/14	*LITTLE ROCK (L, 6-12)	L	-	4.1	5	6	6	0	5	2	3.54	74
3/21	*at #4 Ole Miss (L, 11-19)	L	-	1.1	4	7	7	3	2	0	6.23	53
3/26	KENTUCKY (L, 6-8 [10])	-	-	3.0	5	4	4	2	2	2	6.93	58
4/2	at #1 Arkansas (L, 5-6)	-	-	1.0	3	3	3	0	2	0	7.71	24
4/3	at #1 Arkansas (L, 5-6 [10])	L	-	0.2	2	1	1	1	0	0	7.86	11
4/10	#4 MISSISSIPPI STATE (L, 2-7)	-	-	3.1	1	1	1	1	3	1	7.28	38

### BLAKE BURKHALTER'S CAREER APPEARANCES

#### 2020 - FRESHMAN YEAR

Date	Opp (Res.)	DEC	QS	IP	H	R	ER	BB	SO	HR	ERA	NP
2/15	ILLINOIS-CHICAGO (W, 7-3)	-	-	1.0	1	0	0	1	1	0	0.00	14
2/23	UCF (L, 2-12)	-	-	1.0	3	1	1	1	0	0	4.50	20
2/26	ALABAMA A&M (W, 12-6)	-	-	1.1	1	0	0	1	2	0	2.70	23
3/8	CHICAGO STATE (W, 9-0)	-	-	1.0	1	0	0	0	0	0	2.08	8

#### 2021 - SOPHOMORE YEAR

Date	Opp (Res.)	DEC	QS	IP	H	R	ER	BB	SO	HR	ERA	NP
2/20	PRESBYTERIAN (W, 6-1)	-	-	1.0	2	0	0	1	1	0	0.00	25
2/24	ALABAMA A&M (W, 33-0)	-	-	1.0	0	0	0	0	2	0	0.00	19
2/28	vs. Texas A&M (W, 6-1)	-	-	1.0	0	0	0	1	0	0	0.00	11
3/7	#18 BOSTON COLLEGE (L, 9-11 [10])	-	-	2.1	0	0	0	1	3	0	0.00	35
3/13	LITTLE ROCK (W, 6-0)	-	-	2.0	2	0	0	1	4	0	0.00	34
3/16	at Lipscomb (W, 9-7)	-	-	0.2	2	2	2	2	2	1	1.12	25
3/20	at #4 Ole Miss (L, 5-6)	-	-	1.0	0	0	0	2	0	0	1.00	18
3/27	KENTUCKY (L, 6-7)	-	-	1.2	1	1	1	1	3	1	1.69	22
4/2	at #1 Arkansas (L, 5-6)	-	-	0.2	0	0	0	1	0	0	1.59	19
4/11	#4 MISSISSIPPI STATE (L, 10-19)	-	-	0.1	0	0	0	2	1	0	1.54	14

### RICHARD FITTS' CAREER APPEARANCES

\*-Starter

#### 2019 - FRESHMAN YEAR

Date	Opp (Res.)	DEC	QS	IP	H	R	ER	BB	SO	HR	ERA	NP
2/17	GEORGIA SOUTHERN (W, 4-3)	-	-	2.1	2	1	1	1	0	0	3.86	47
2/24	at UCF (W, 13-9)	-	-	2.0	2	1	1	0	2	1	4.15	27
3/5	UT MARTIN (W, 15-9)	W	-	2.0	2	1	1	0	1	0	4.26	26
3/9	UTSA (W, 8-3)	-	-	0.1	2	1	1	0	1	0	5.40	9
3/17	#21 TENNESSEE (W, 5-3)	-	-	0.1	1	0	0	0	0	0	5.14	7
3/19	at UAB (W, 13-5)	-	-	1.1	2	0	0	2	2	0	4.32	31
3/23	at #4 Mississippi State (L, 2-15)	-	-	1.0	4	3	3	0	1	1	6.75	22
3/26	vs. Alabama (L, 3-6)	-	-	3.2	3	0	0	1	1	0	4.85	65
3/31	at South Carolina (W, 7-5)	W	-	5.0	3	0	0	2	2	0	3.50	64
4/6	*#9 ARKANSAS (L, 0-8)	L	-	4.1	5	5	5	3	2	1	4.84	74
4/14	*at #12 Texas A&M (L, 1-4)	L	-	3.0	5	3	3	0	2	0	5.33	56
4/18	#17 OLE MISS (W, 7-4)	W	-	4.1	4	0	0	0	4	0	4.55	57
4/26	*at #4 Vanderbilt (L, 2-5)	L	-	2.1	6	4	4	1	3	1	5.34	77
5/5	*ALABAMA (W, 17-7)	-	-	3.2	7	3	3	0	3	1	5.55	64

5/11	*#7 GEORGIA (L, 8-10)	-	-	0.0	3	3	3	0	0	1	6.31	13
5/14	NORTH ALABAMA (W, 8-7)	-	-	6.1	4	1	1	2	8	0	5.57	82
5/22	vs. #2 Vanderbilt (L, 1-11)	-	-	4.0	7	3	3	1	5	1	5.67	75
6/1	at #3 Georgia Tech (W, 6-5)	W	-	6.0	4	0	0	0	4	0	5.02	84
6/10	at #14 North Carolina (W, 14-7)	W	-	5.1	7	6	6	3	4	2	5.49	93
6/16	vs. #6 Mississippi State (L, 4-5)	-	-	2.0	1	1	1	0	0	0	5.46	20
6/19	vs. #7 Louisville (L, 3-5)	-	-	3.1	4	1	1	1	2	0	5.31	48

#### 2020 - SOPHOMORE YEAR

Date	Opp (Res.)	DEC	QS	IP	H	R	ER	BB	SO	HR	ERA	NP
2/15	*ILLINOIS-CHICAGO (W, 7-3)	W	-	5.0	2	0	0	3	7	0	0.00	85
2/22	UCF (L, 3-7)	-	-	1.0	4	3	3	1	1	0	4.50	24
2/25	ALABAMA A&M (W, 10-0)	-	-	1.0	1	0	0	0	0	0	3.86	13
3/1	WRIGHT STATE (W, 6-0)	-	-	2.1	0	0	0	0	3	0	2.89	32
3/7	CHICAGO STATE (W, 16-2)	-	-	1.0	0	0	0	0	1	0	2.61	6
3/10	GEORGIA TECH (L, 2-6)	-	-	2.2	2	1	1	1	4	1	2.77	51

#### 2021 - JUNIOR YEAR

Date	Opp (Res.)	DEC	QS	IP	H	R	ER	BB	SO	HR	ERA	NP
2/20	*PRESBYTERIAN (W, 6-1)	-	-	5.0	1	1	1	2	6	1	1.80	66
2/27	*vs. Baylor (L, 6-12)	L	-	4.1	9	7	6	0	2	2	6.75	90
3/5	*#18 BOSTON COLLEGE (L, 2-8)	L	-	5.0	7	5	5	1	2	3	7.53	97
3/16	at Lipscomb (W, 9-7)	-	-	2.0	0	0	0	2	3	0	6.61	33
3/26	KENTUCKY (L, 6-8 [10])	L	-	1.0	3	2	1	0	2	0	6.75	31
4/2	at #1 Arkansas (L, 5-6)	-	-	0.2	2	2	2	1	0	0	7.64	15
4/9	#4 MISSISSIPPI STATE (L, 5-6)	-	-	1.0	2	1	1	0	1	0	7.71	21

### BROOKS FULLER'S CAREER APPEARANCES

\*-Starter

#### 2019 - FRESHMAN YEAR

Date	Opp (Res.)	DEC	QS	IP	H	R	ER	BB	SO	HR	ERA	NP
2/16	GEORGIA SOUTHERN (L, 5-7)	-	-	1.0	1	1	1	1	0	1	9.00	21
2/20	*ALABAMA A&M (W, 10-2)	-	-	3.0	2	2	0	2	3	0	2.25	46
3/2	CINCINNATI (W, 9-5)	-	-	1.2	0	0	0	0	1	0	1.59	14
3/5	UT MARTIN (W, 15-9)	-	-	2.2	2	3	0	3	0	0	1.08	42
3/9	UTSA (W, 8-3)	-	-	1.0	0	0	0	1	0	0	0.96	17
3/16	#21 TENNESSEE (W, 5-2)	W	-	3.2	2	1	1	2	3	0	1.38	63
3/23	at #4 Mississippi State (L, 2-15)	-	-	3.2	4	1	1	3	3	0	1.62	67
3/30	*at South Carolina (L, 0-4)	L	-	5.0	3	2	2	4	4	1	2.08	88
4/5	*#9 ARKANSAS (L, 6-9)	-	-	3.1	3	3	2</					

 2021 AUBURN BASEBALL GAME NOTES

3/17	#21 TENNESSEE (W, 5-3)	-	-	0.1	0	0	0	0	0	0.00	8
3/19	at UAB (W, 13-5)	-	-	1.0	0	0	0	0	2	0.00	14
3/23	at #4 Mississippi State (L, 2-15)	-	-	1.2	3	1	1	2	0	1.59	34
4/23	at Jacksonville State (W, 14-2)	W	-	1.2	1	0	0	1	2	0.123	29
4/26	at #4 Vanderbilt (L, 2-5)	-	-	0.0	1	1	1	2	0	2.45	18
5/22	vs. #2 Vanderbilt (L, 1-11)	-	-	0.2	2	3	3	1	1	0.562	22

2021 - JUNIOR YEAR

Date	Opp (Res.)	DEC	QS	IP	H	R	ER	BBSO	HR	ERA	NP
2/23	ALABAMA A&M (W, 18-2 [7])	-	-	2.0	1	0	0	0	1	0.00	19
2/27	vs. Baylor (L, 6-12)	-	-	3.0	1	0	0	0	2	0.00	31
3/7	#18 BOSTON COLLEGE (L, 9-11 [10])	L	-	1.0	3	2	2	1	0	3.00	28
3/12	LITTLE ROCK (W, 7-0)	-	-	3.0	0	0	0	0	5	2.00	38
3/16	*at Lipscomb (W, 9-7)	-	-	1.1	2	4	4	2	1	5.23	33
3/21	at #4 Ole Miss (L, 11-19)	-	-	2.1	4	3	3	1	2	6.39	41
3/26	KENTUCKY (L, 6-8 [10])	-	-	1.0	0	0	0	0	2	5.93	14
4/11	#4 MISSISSIPPI STATE (L, 10-19)	-	-	1.0	0	0	0	0	0	5.52	8

JOSEPH GONZALEZ'S CAREER APPEARANCES

2021 - FRESHMAN YEAR

Date	Opp (Res.)	DEC	QS	IP	H	R	ER	BB	SO	HR	ERA	NP
2/20	PRESBYTERIAN (W, 6-1)	-	-	1.0	2	0	0	0	1	0	0.00	12
2/24	ALABAMA A&M (W, 33-0)	-	-	1.0	0	0	0	0	2	0	0.00	11
2/26	vs. #25 Oklahoma (L, 3-4 [10])	-	-	1.1	4	1	1	0	0	0	2.70	25
3/9	*at UAB (W, 6-5)	-	-	5.0	1	1	1	0	7	0	2.16	60
3/14	LITTLE ROCK (L, 6-12)	-	-	0.2	2	1	1	0	0	0	3.00	12
3/16	at Lipscomb (W, 9-7)	-	-	1.1	1	0	0	0	1	0	2.61	17
3/19	at #4 Ole Miss (L, 0-1)	L	-	1.0	1	1	1	0	0	1	3.18	16
3/27	*KENTUCKY (L, 4-6)	L	-	4.0	8	5	5	2	4	0	5.28	71
4/3	*at #1 Arkansas (L, 5-6 [10])	-	-	5.0	2	2	2	5	1	0	4.87	86
4/11	*#4 MISSISSIPPI STATE (L, 10-19) L	-	-	0.2	7	9	9	1	9	0	8.57	44

CODY GREENHILL'S CAREER APPEARANCES

2018 - FRESHMAN YEAR

Date	Opp (Res.)	DEC	QS	IP	H	R	ER	BBSO	HR	ERA	NP	
2/16	LONGWOOD (W, 6-0)	-	-	1.0	1	0	0	1	0	0	0.00	23
2/20	GEORGIA STATE (W, 3-2)	W	-	3.1	0	0	0	3	4	0	0.00	66
2/24	BRYANT (W, 13-4)	-	-	2.0	3	0	0	0	4	0	0.00	39
2/27	at #15 South Alabama (W, 7-6)	-	-	2.0	2	0	0	1	1	0	0.00	26
3/3	BYU (W, 9-5)	-	-	3.1	5	1	1	1	4	0	0.77	48
3/6	at UAB (W, 11-8)	-	-	2.0	0	0	0	0	3	0	0.66	20
3/10	NORTHEASTERN (L, 2-1)	-	-	4.2	1	0	0	1	4	0	0.49	59
4/3	ALABAMA A&M (W, 19-5)	-	-	1.0	1	0	0	0	1	0	0.47	15
4/8	at #5 Arkansas (L, 5-4)	L	-	1.2	1	1	1	2	1	0	0.86	33
4/15	MISSISSIPPI STATE (W, 7-5)	W	-	4.1	5	2	2	0	5	0	1.42	78
4/21	at Alabama (W, 5-0)	-	-	2.0	2	0	0	1	4	0	1.32	38
4/27	at #1 Florida (W, 11-5)	W	-	5.0	6	2	2	2	3	0	1.67	81
5/5	#17 VANDERBILT (W, 11-5)	-	-	3.1	1	0	0	2	3	0	1.51	44
5/12	at #5 Ole Miss (L, 10-3)	L	-	4.2	3	1	1	1	3	1	1.56	69
5/17	LSU (W, 11-4)	-	-	3.0	3	0	0	0	2	0	1.45	39
5/19	LSU (W, 14-5)	-	-	2.0	3	3	1	1	3	1	1.59	38
5/22	vs. Kentucky (W, 4-3[11])	W	-	3.0	3	0	0	0	2	0	1.49	36
5/25	vs. #4 Ole Miss (L, 7-0)	-	-	2.2	4	2	2	0	2	2	1.76	48
6/3	at #11 N.C. State (W, 15-7)	W	-	4.1	6	3	3	2	5	1	2.11	86
6/10	vs. #1 Florida (W, 3-2)	W	-	3.0	2	1	1	1	1	1	2.16	42
6/11	at #1 Florida (L, 3-2)	L	-	0.1	1	1	1	0	0	1	2.30	8

2019 - SOPHOMORE YEAR

Date	Opp (Res.)	DEC	QS	IP	H	R	ER	BBSO	HR	ERA	NP	
2/16	GEORGIA SOUTHERN (L, 5-7)	-	-	2.2	4	1	1	1	0	0	3.38	34
2/22	at UCF (W, 4-1)	-	-	1.1	0	0	0	0	1	0	2.25	18
3/2	CINCINNATI (W, 5-0)	-	-	2.0	0	0	0	1	1	0	1.29	27
3/5	UT MARTIN (W, 15-9)	-	-	2.0	1	1	1	0	0	0	2.00	15
3/9	UTSA (W, 8-3)	-	-	2.0	3	2	1	0	4	0	2.45	36
3/15	#21 TENNESSEE (W, 2-0)	-	-	2.0	0	0	0	0	4	0	2.08	26
3/17	#21 TENNESSEE (W, 5-3)	-	-	2.2	3	1	1	2	0	1	2.30	37
3/22	at #4 Mississippi State (W, 6-5)	-	-	2.0	1	0	0	0	2	0	2.04	23
3/24	at #4 Mississippi State (L, 15-20)	L	-	2.1	7	5	5	0	2	0	4.05	42
3/29	at South Carolina (W, 4-2)	-	-	1.0	0	0	0	0	1	0	3.86	20
3/31	at South Carolina (W, 7-5)	-	-	1.1	2	0	0	0	0	0	3.63	24
4/5	#9 ARKANSAS (W, 6-3)	-	-	1.0	0	0	0	0	2	0	3.47	14
4/5	#9 ARKANSAS (L, 6-9)	-	-	3.0	3	0	0	2	4	0	3.08	54
4/13	at #12 Texas A&M (W, 7-0)	-	-	2.1	0	0	0	1	2	0	2.83	31
4/18	#17 OLE MISS (W, 7-4)	-	-	2.0	0	0	0	0	3	0	2.64	31
4/20	#17 OLE MISS (W, 6-5)	W	-	3.0	3	2	2	0	0	1	2.94	25
4/27	at #4 Vanderbilt (L, 5-9)	-	-	1.2	5	3	3	0	2	0	3.57	32
5/3	ALABAMA (W, 5-1)	-	-	1.0	0	0	0	0	2	0	3.47	13
5/4	ALABAMA (L, 6-7)	L	-	1.0	3	2	0	1	0	0	3.38	18
5/11	#7 GEORGIA (W, 4-3)	W	-	4.0	1	0	0	1	5	0	3.05	48
5/18	at #20 LSU (W, 5-4)	-	-	5.1	6	3	3	1	1	0	3.09	90
5/21	vs. #21 Tennessee (W, 5-3)	-	-	0.2	0	0	0	0	1	0	3.00	16
5/23	vs. #17 LSU (L, 3-4)	L	-	2.2	3	3	2	1	1	0	3.24	42
6/2	at #3 Georgia Tech (W, 4-1)	-	-	3.0	1	1	1	0	4	1	3.23	39
6/8	at #14 North Carolina (W, 11-7)	-	-	2.0	3	2	2	3	1	0	3.44	46
6/10	at #14 North Carolina (W, 14-7)	-	-	1.2	3	1	1	1	0	0	3.49	43

6/16	vs. #6 Mississippi State (L, 4-5)	-	-	0.2	1	0	0	1	1	0	3.45	17
------	-----------------------------------	---	---	-----	---	---	---	---	---	---	------	----

2020 - JUNIOR YEAR

Date	Opp (Res.)	DEC	QS	IP	H	R	ER	BBSO	HR	ERA	NP	
2/14	ILLINOIS-CHICAGO (W, 5-3)	-	-	4.0	0	0	0	1	6	0	0.00	60
2/21	UCF (L, 1-3)	-	-	3.2	3	0	0	0	3	0	0.00	44
2/28	WRIGHT STATE (W, 7-2)	-	-	3.0	2	0	0	0	5	0	0.00	42
3/6	CHICAGO STATE (W, 6-0)	-	-	2.0	0	0	0	0	3	0	0.00	27

2021 - SENIOR YEAR

Date	Opp (Res.)	DEC	QS	IP	H	R	ER	BB	SO	HR	ERA	NP	
2/19	*PRESBYTERIAN (W, 14-3)	W	-	5.0	3	3	2	1	6	1	3.60	73	
2/26	*vs. #25 Oklahoma (L, 3-4 [10])	-	-	4.1	3	1	1	3	3	0	2.89	72	
3/12	*LITTLE ROCK (W, 7-0)	W	-	5.0	3	0	0	1	5	0	1.88	58	
3/19	*at #4 Ole Miss (L, 0-1)	-	-	X	7.0	4	0	0	1	4	0	1.27	94
3/26	*KENTUCKY (L, 6-8 [10])	-	-	5.0	3	2	2	2	2	1	0	1.71	75
4/1	*at #1 Arkansas (W, 2-1)	W	X	7.0	3	1	1	0	5	1	1.62	90	
4/9	*#4 MISSISSIPPI STATE (L, 5-6)	-	-	6.0	5	4	2	2	5	2	1.83	95	

CAM HILL'S CAREER APPEARANCES

2021 - FRESHMAN YEAR

Date	Opp (Res.)	DEC	QS	IP	H	R	ER	BB	SO	HR	ERA	NP
2/21	PRESBYTERIAN (W, 2-1 [10])	W	-	1.0	0	0	0	0	2	0	0.00	12
2/28	vs. Texas A&M (W, 6-1)	-	-	1.0	1	1	1	1	2	0	4.50	29
3/7	#18 BOSTON COLLEGE (L, 9-11 [10])	-	-	0.2	4	5	5	0	0	0	20.25	30
3/14	LITTLE ROCK (L, 6-12)	-	-	0.1	3	4	4	1	0	0	30.00	20
3/21	at #4 Ole Miss (L, 11-19)	-	-	0.0	2	3	2	3	0	0	36.00	22
3/27	KENTUCKY (L, 4-6)	-	-	1.0	0	0	0	0	1	0	27.00	10

WILL MORRISON'S CAREER APPEARANCES

2019 - FRESHMAN YEAR

Date	Opp (Res.)	DEC	QS	IP	H	R	ER	BB	SO	HR	ERA	NP
2/16	GEORGIA SOUTHERN (L, 5-7)	-	-	0.1	2	2	2	0	0	0	54.00	8
2/19	ALABAMA A&M (W, 10-1)	-	-	2.0	1	0	0	1	5			

Date	Opp (Res.)	DEC	QS	IP	H	R	ER	BB	SO	HR	ERA	NP
2/17	LONGWOOD (W, 25-1)	-	-	1.0	1	1	1	2	1	0	9.00	29
3/3	BYU (W, 21-4)	-	-	3.0	2	0	0	0	1	0	2.25	33
3/13	GEORGIA TECH (W, 12-7)	-	-	3.0	2	0	0	1	5	0	1.29	45
3/20	*at Georgia Tech (L, 6-4)	L	-	3.1	9	6	6	2	3	1	6.10	56
3/27	*vs. Alabama (W, 5-2)	W	-	4.0	1	0	0	2	4	0	4.40	73
4/1	#24 MISSOURI (L, 5-0)	-	-	1.0	1	0	0	0	1	0	4.11	18
4/3	ALABAMA A&M (W, 19-5)	-	-	1.0	4	2	2	0	1	1	4.96	26
4/7	at #5 Arkansas (L, 13-2)	-	-	0.0	1	4	4	3	0	0	7.16	20
4/10	*at Samford (L 12-3)	L	-	1.0	5	4	4	0	0	1	8.83	23
4/24	*SAMFORD (W, 7-2)	W	-	5.1	6	2	2	0	5	0	7.54	77
5/8	*SOUTH ALABAMA (W, 10-4)	-	-	4.0	3	3	2	1	6	0	7.09	66
5/11	at #5 Ole Miss (L, 8-3)	-	-	1.0	1	0	0	0	1	0	6.83	10
5/15	*at Troy (L, 9-5)	-	-	4.1	5	1	1	2	6	0	6.19	93
5/22	*vs. Kentucky (W, 4-3 [11])	-	-	2.2	2	1	1	3	1	1	5.97	43

**2019 - SOPHOMORE YEAR**

Date	Opp (Res.)	DEC	QS	IP	H	R	ER	BBSO	HR	ERA	NP	
2/17	GEORGIA SOUTHERN (W, 4-3)	W	-	4.2	4	0	0	2	4	0	0.00	67
2/23	at UCF (L, 1-6)	-	-	4.1	3	1	0	0	8	0	0.00	79
3/2	*CINCINNATI (W, 5-0)	W	X	7.0	3	0	0	10	0	0.00	88	
3/9	*UTSA (W, 5-0)	W	X	9.0	4	0	0	7	0	0.00	98	
3/16	*#21 TENNESSEE (W, 5-2)	-	-	4.0	2	1	1	0	4	1	0.31	55
4/20	#17 OLE MISS (W, 6-5)	-	-	2.1	0	0	0	1	1	0	0.29	29
4/27	at #4 Vanderbilt (L, 5-9)	-	-	2.1	3	1	1	1	3	0	0.53	43
5/3	*ALABAMA (W, 5-1)	W	-	5.0	5	1	1	2	0	0	0.70	63
5/10	*#7 GEORGIA (L, 2-11)	L	-	3.2	7	6	6	1	3	1	1.91	65
5/17	*at #20 LSU (L, 1-5)	L	-	7.0	8	4	4	1	6	0	2.37	97
5/23	*vs. #17 LSU (L, 3-4)	-	-	5.2	5	1	1	1	5	0	2.29	102
5/31	*vs. Coastal Carolina (W, 16-7)	-	-	3.2	6	2	2	1	4	1	2.45	86
6/8	*at #14 North Carolina (W, 11-7)	-	-	5.0	8	4	4	1	3	0	2.83	77
6/16	*vs. #6 Mississippi State (L, 4-5)	-	-	5.0	6	1	1	3	1	0	2.75	102

**2020 - JUNIOR YEAR**

Date	Opp (Res.)	DEC	QS	IP	H	R	ER	BBSO	HR	ERA	NP	
2/15	*ILLINOIS-CHICAGO (W, 18-1)	W	-	5.0	3	1	1	3	8	1	1.80	71
2/22	*UCF (L, 3-7)	L	-	5.0	1	3	2	1	5	1	2.70	62
2/29	*WRIGHT STATE (W, 20-6)	W	-	5.0	9	4	3	0	6	1	3.60	91
3/7	*CHICAGO STATE (W, 16-2)	W	X	6.0	4	2	2	1	6	0	3.43	74

**2021 - SENIOR YEAR**

Date	Opp (Res.)	DEC	QS	IP	H	R	ER	BBSO	HR	ERA	NP	
3/21	at #4 Ole Miss (L, 11-19)	-	-	0.1	4	5	5	2	0	0	99.00	23
3/27	KENTUCKY (L, 6-7)	L	-	2.0	3	1	1	0	1	0	23.14	31
4/2	*at #1 Arkansas (L, 5-6)	-	-	5.1	2	0	0	1	4	0	7.04	73
4/10	*#4 MISSISSIPPI STATE (L, 2-7)	L	-	3.2	9	6	6	1	2	2	9.53	71

**CARSON SKIPPER'S CAREER APPEARANCES**

\*-Starter

**2019 - FRESHMAN YEAR**

Date	Opp (Res.)	DEC	QS	IP	H	R	ER	BB	SO	HR	ERA	NP
2/15	GEORGIA SOUTHERN (W, 11-2)	-	-	3.0	3	0	0	1	1	0	0.00	48
2/19	*ALABAMA A&M (W, 10-1)	W	-	4.0	2	1	0	0	8	0	0.00	67
2/24	at UCF (W, 13-9)	W	-	2.0	3	3	3	3	1	1	3.00	58
3/2	*CINCINNATI (W, 9-5)	-	-	3.0	5	4	3	0	4	1	4.50	59
3/6	UT MARTIN (W, 2-0)	-	-	2.1	0	0	0	0	5	0	3.77	31
3/9	*UTSA (W, 8-3)	W	-	4.2	5	0	0	0	5	0	2.84	70
3/17	*#21 TENNESSEE (W, 5-3)	-	-	3.0	3	2	1	1	1	0	2.86	46
3/23	*at #4 Mississippi State (L, 2-15)	L	-	0.2	5	5	4	2	1	0	4.37	35
3/24	at #4 Mississippi State (L, 15-20)	-	-	0.1	2	3	3	1	0	1	5.48	9
3/30	*at South Carolina (W, 7-5)	-	-	1.0	4	3	3	2	1	0	6.38	43
4/5	#9 ARKANSAS (W, 6-3)	-	-	0.2	1	0	0	0	1	0	6.20	8
4/5	#9 ARKANSAS (L, 6-9)	L	-	3.0	3	5	5	3	3	2	7.16	78
4/9	JACKSONVILLE STATE (L, 6-11)	-	-	0.0	0	0	0	2	0	0	7.16	10
4/16	*at #16 Georgia Tech (L, 6-11)	-	-	2.1	1	1	1	4	3	0	6.82	53
4/23	at Jacksonville State (W, 14-2)	-	-	1.0	0	0	0	1	0	0	6.61	17
4/25	at #4 Vanderbilt (L, 6-12)	-	-	1.1	3	2	2	3	1	0	6.89	43
5/7	*UAB (L, 4-6)	L	-	2.1	5	4	4	0	3	0	7.46	48

**2020 - SOPHOMORE YEAR**

Date	Opp (Res.)	DEC	QS	IP	H	R	ER	BBSO	HR	ERA	NP	
2/15	ILLINOIS-CHICAGO (W, 7-3)	-	-	1.0	0	0	0	0	2	0	0.00	16
2/19	OAKLAND (W, 17-1)	-	-	2.0	2	0	0	0	2	0	0.00	28
2/22	UCF (L, 3-7)	-	-	1.1	1	0	0	0	2	0	0.00	20
2/25	ALABAMA A&M (W, 10-0)	-	-	1.0	0	0	0	0	2	0	0.00	11
2/28	WRIGHT STATE (W, 7-2)	-	-	1.0	0	0	0	1	1	0	0.00	14
3/8	CHICAGO STATE (W, 9-0)	-	-	1.0	0	0	0	1	2	0	0.00	16
3/10	GEORGIA TECH (L, 2-6)	-	-	1.2	2	1	1	1	1	0	1.00	37

**2021 - JUNIOR YEAR**

Date	Opp (Res.)	DEC	QS	IP	H	R	ER	BB	SO	HR	ERA	NP
2/20	PRESBYTERIAN (W, 6-1)	-	-	1.0	1	0	0	0	1	0	0.00	9
2/24	ALABAMA A&M (W, 33-0)	-	-	1.0	1	0	0	0	0	0	0.00	8
2/26	vs. #25 Oklahoma (L, 3-4 [10])	-	-	2.0	1	0	0	1	3	0	0.00	39
2/28	vs. Texas A&M (W, 6-1)	-	-	1.0	0	0	0	0	1	0	0.00	15

3/7	#18 BOSTON COLLEGE (L, 9-11 [10])	-	-	0.2	0	0	0	0	1	0	0.00	13
4/1	at #1 Arkansas (W, 2-1)	-	-	1.0	1	0	0	0	0	0	0.00	15
4/3	at #1 Arkansas (L, 5-6 [10])	-	-	2.0	2	2	2	1	2	0	2.08	43
4/9	#4 MISSISSIPPI STATE (L, 5-6)	L	-	2.0	1	1	1	1	2	0	2.53	38

**JACK SOKOL'S CAREER APPEARANCES**

**2021 - FRESHMAN YEAR**

Date	Opp (Res.)	DEC	QS	IP	H	R	ER	BB	SO	HR	ERA	NP
2/24	*ALABAMA A&M (W, 33-0)	W	-	4.0	1	0	0	3	6	0	0.00	52
3/21	at #4 Ole Miss (L, 11-19)	-	-	0.2	0	0	0	1	0	0	0.00	8

**CARSON SWILLING'S CAREER APPEARANCES**

**2021 - FRESHMAN YEAR**

Date	Opp (Res.)	DEC	QS	IP	H	R	ER	BB	SO	HR	ERA	NP
2/19	PRESBYTERIAN (W, 14-3)	-	-	1.0	0	0	0	0	1	0	0.00	11
2/23	ALABAMA A&M (W, 18-2 [7])	-	-	1.0	0	0	0	0	2	0	0.00	15
3/6	#18 BOSTON COLLEGE (W, 16-1)	-	-	1.2	1	0	0	1	1	0	0.00	40
3/12	LITTLE ROCK (W, 7-0)	-	-	1.0	0	0	0	0	1	0	0.00	10
3/16	at Lipscomb (W, 9-7)	W	-	3.2	3	1	1	0	2	1	1.08	42
3/20	at #4 Ole Miss (L, 5-6)	-	-	1.2	2	0	0	1	3	0	0.90	45
3/27	KENTUCKY (L, 4-6)	-	-	1.0	2	1	1	1	0	0	1.64	16
4/2	at #1 Arkansas (L, 5-6)	L	-	0.2	0	1	1	2	0	0	2.31	14
4/11	#4 MISSISSIPPI STATE (L, 10-19)	-	-	2.0	2	3	3	3	1	0	3.95	40

**SEB THOMAS'S CAREER APPEARANCES**

**2020 - FRESHMAN YEAR**

Date	Opp (Res.)	DEC	QS	IP	H	R	ER	BB	SO	HR	ERA	NP
2/15	ILLINOIS-CHICAGO (W, 18-1)	-	-	1.0	0	0	0	1	1	0	0.00	14
2/19	OAKLAND (W, 17-1)	-	-	1.0	0	0	0	0	0	0	0.00	6
2/22	UCF (L, 3-7)	-	-	0.2	2	1	1	0	2	0	3.38	11
2/25	ALABAMA A&M (W, 10-0)	-	-	1.0	0	0	0	0	2	0	2.45	10
2/29	WRIGHT STATE (W, 20-6)	-	-	1.0	0	0	0	0	1	0	1.93	12
3/7	CHICAGO STATE (W, 16-2)	-	-	1.0	0	0	0	0	0	0	1.59	9
3/11	WOFFORD (L, 3-4)	-	-	2.0	2	0	0	3	0	0	1.17	49

**2021 - SOPHOMORE YEAR**

Date	Opp (Res.)	DEC	QS	IP	H	R	ER	BB	SO	HR	ERA	NP
2/19	PRESBYTERIAN (W, 14-3)	-	-	1.0	0	0	0	0	2	0	0.00	11
2/21	PRESBYTERIAN (W, 2-1 [10])	-	-	2.2	2	0	0	0	1	0	0.00	28
2/24	ALABAMA A&M (W, 33-0)	-	-	1.0	1	0	0	0	1	0	0.00	9
2/26	vs. #25 Oklahoma (L, 3-4 [10])	L	-	0.2	1	1	1	1	0	0	1.69	12
3/5	#18 BOSTON COLLEGE (L, 2-8)	-	-	2.1	1	0	0	1	4	0	1.17	39
3/7	#18 BOSTON COLLEGE (L, 9-11 [10])	-	-	0.1	2	3	3	1	1	1	4.50	16
3/21	at #4 Ole Miss (L, 11-19)	-	-	2.0	1	1	1	1	1	0	4.50	29
4/10	#4 MISSISSIPPI STATE (L, 2-7)	-	-	1.2	1	0	0	1	0	0	3.86	24

**SUPERLATIVES AND MISCELLANEOUS NOTES**
**STARTS BY POSITION**
**STARTING PITCHER**

Cody Greenhill	7	3-4
Mason Barnett	5	3-2
Trace Bright	5	2-3
Jospeh Gonzalez	4	1-3
Richard Fitts	3	1-2
Jack Owen	2	0-2
Peyton Glavine	1	1-0
Jack Sokol	1	1-0

**CATCHER**

Steven Williams	12	6-6
Ryan Dyal	9	3-6
Nate LaRue	7	3-4

**FIRST BASE**

Tyler Miller	25	9-16
Bryson Ware	2	2-0
J.S. Shenker	1	1-0

**SECOND BASE**

Brody Moore	26	10-16
Garrett Farquhar	2	2-0

**THIRD BASE**

Rankin Woley	26	10-16
Tyler Miller	2	2-0

**SHORTSTOP**

Ryan Bliss	26	10-16
Cole Foster	1	1-0
Brody Moore	1	1-0

**LEFT FIELD**

Judd Ward	21	8-13
Steven Williams	3	2-1
Josh Hall	3	2-1
Brayton Brown	1	1-0

**CENTER FIELD**

Kason Howell	27	11-16
Josh Hall	1	1-0

**RIGHT FIELD**

Bryson Ware	13	6-7
Steven Williams	8	2-6
Josh Hall	6	4-2
Bobby Peirce	1	0-1

**DESIGNATED HITTER**

Cam Hill	13	4-9
Bryson Ware	7	4-3
Steven Williams	2	2-0
Brayton Brown	2	1-1
Cole Foster	1	0-1
Bobby Peirce	1	0-1
J.S. Shenker	1	0-1
Judd Ward	1	1-0

**2021 AUBURN & OPPONENT HIGHS**
**TEAM BATTING**

	AUBURN	OPPONENT
Runs in a game	33, vs. AAMU (2/24)	19, two times
Runs in an inning	14, vs. AAMU [4th] (2/24)	10, MSU [1st] (4/11)
Most Hits in a game	27, vs. AAMU (2/24)	17, MSU (4/11)
Fewest Hits in a game	4, at Arkansas (4/3)	3, four times
Hits in an inning	8, two times	7, MSU [1st] (4/11)
2B in a game	11, vs. AAMU (2/24)	4, Ole Miss (3/21)
3B in a game	2, vs. AAMU (2/24)	1, three times
HR in a game	4, two times	4, BC (3/5)
SB in a game	4, vs. Texas A&M (2/28)	4, Kentucky (3/26)
LOB in a game	12, vs. Baylor (2/27)	15, Oklahoma (2/26)
K in a game	16, at Arkansas (4/1)	15, UAB (3/9)
BB in a game	12, vs. AAMU (2/23)	12, Arkansas (4/3)

**TEAM PITCHING**

	AUBURN	OPPONENT
K in a game	15, at UAB (3/9)	16, Arkansas (4/1)
BB in a game	12, at Arkansas (4/3)	12, AAMU (2/23)
Pitchers used	8, vs. MSU (4/11)	7, three times
Total Quality Starts	4	8

**TEAM FIELDING**

	AUBURN	OPPONENT
Errors in a game	2, four times	3, five times
DP turned in a game	4, at Arkansas (4/3)	3, two times

**IND. BATTING**

	AUBURN	OPPONENT
Hits in a game	4, five times	4, Elko [OM] (3/21)
Runs in a game	6, Ware vs. AAMU (2/24)	4, James [MSU] (4/11)
2B in a game	2, three times	2, three times
3B in a game	1, five times	1, five times
HR in a game	2, two times	2, three times
RBI in a game	7, Moore vs. AAMU (2/24)	5, two times
XBH in a game	2, 12 times	2, 12 times
SB in a game	2, Hall vs. AAMU (2/23)	2, three times
BB in a game	3, three times	3, five times
HBP in a game	2, Woley vs. BC (3/6)	4, Jordan [MSU] (4/11)
K in a game	4, Hall at Ole Miss (3/20)	4, two times
Hitting Streak	12, Woley (2/28-3/21)	3, 12 times
Consec. G w/HR	Hill vs. BC (3/6-7)	Allen, James [MSU] (4/9-10)

**IND. PITCHING**

	AUBURN	OPPONENT
K by a starter	9, Barnett vs. LR (3/13)	13, Hoglund [OM] (3/19)
K by a reliever	8, Mullins at UAB (3/9)	8, Kopps [AR] (4/1)
BB by a starter	5, Gonzalez at AR (4/3)	5, Bohannon [UAB] (3/9)
BB by a reliever	5, Barnett at AR (4/3)	5, Stewart [AAMU] (2/23)
IP by a starter	7.0, three times	8.0, Hoglund [OM] (3/19)
IP by a reliever	4.0 Mullins at UAB (3/9)	6.0, Godman [OU] (2/26)

**MISCELLANEOUS**

	AUBURN
Biggest comeback win	3, at LIP (3/16)
Biggest blown lead loss	8, vs. BC (3/7)
Largest margin of victory	33, vs. AAMU (2/24)
Largest margin of defeat	9, vs. Mississippi State (4/11)
Longest game, Time	4:35, vs. Kentucky (3/26)
Longest game, Time (9 inn)	3:50, at Ole Miss (3/21)
Shortest game, Time (9 inn)	2:12, at Ole Miss (3/19)
Longest game, Innings	10, five times
Largest crowd, Home	1,267, vs. Mississippi State (4/10)
Largest crowd, Road	10,304, at Ole Miss (3/20)
Largest crowd, Neutral	--

**STARTS BY ORDER**
**LEADOFF**

Ryan Bliss	12	1-11
Judd Ward	10	7-3
Josh Hall	2	2-0
Kason Howell	2	1-1
Steven Williams	2	1-1

**2ND SPOT**

Ryan Bliss	14	9-5
Judd Ward	9	0-9
Brody Moore	3	1-2
Josh Hall	2	2-0

**3RD SPOT**

Rankin Woley	10	0-10
Steven Williams	8	5-3
Bryson Ware	7	5-2
Tyler Miller	2	1-1
Brody Moore	1	1-0

**CLEANUP**

Rankin Woley	15	10-5
Tyler Miller	10	0-10
Steven Williams	3	2-1

**5TH SPOT**

Tyler Miller	11	7-4
Brody Moore	10	2-8
Bryson Ware	2	1-1
Steven Williams	2	1-1
Kason Howell	1	0-1
Judd Ward	1	1-0
Rankin Woley	1	0-1

**6TH SPOT**

Bryson Ware	9	5-4
Cam Hill	4	1-3
Kason Howell	4	2-2
Steven Williams	4	2-2
Tyler Miller	3	2-1
Brayton Brown	1	0-1
Josh Hall	1	0-1
Brody Moore	1	0-1
Judd Ward	1	0-1

**7TH SPOT**

Cam Hill	8	3-5
Kason Howell	7	4-3
Steven Williams	3	1-2
Bobby Peirce	2	0-2
Bryson Ware	2	0-2
Brayton Brown	1	0-1
Ryan Dyal	1	0-1
Tyler Miller	1	1-0
Brody Moore	1	1-0
J.S. Shenker	1	1-0
Judd Ward	1	1-0

**8TH SPOT**

Brody Moore	6	4-2
Ryan Dyal	5	3-2
Kason Howell	5	0-5
Nate LaRue	3	2-1
Steven Williams	3	0-3
Josh Hall	2	2-0
Bryson Ware	2	1-1
Cam Hill	1	0-1
J.S. Shenker	1	0-1

**9TH SPOT**

Kason Howell	8	4-4
Brody Moore	5	2-3
Nate LaRue	4	1-3
Ryan Dyal	3	0-3
Josh Hall	3	1-2
Garrett Farquhar	2	2-0
Cole Foster	2	1-1
Brayton Brown	1	1-0

## PITCHING NOTES

**2021 BULLPEN BY NUMBERS**

Total App.....	91
Saves/Opp.....	2/5
IR/IRS.....	57/25
BA Against.....	.267
ERA.....	5.61

**SAVES/OPP**

Mason Barnett.....	1/3
Richard Fitts.....	1/2

**INHERITED RUNNERS/SCORED**

Mason Barnett.....	4/2
Trace Bright.....	2/0
Blake Burkhalter.....	7/2
Richard Fitts.....	1/1
Brooks Fuller.....	6/5
Peyton Glavine.....	1/1
Joseph Gonzalez.....	4/1
Cam Hill.....	1/1
Will Morrison.....	7/0
Hayden Mullins.....	4/3
Carson Skipper.....	3/2
Jack Sokol.....	2/0
Carson Swilling.....	8/4
Seb Thomas.....	7/3

**1ST BATTER FACED/RETIRED**

Mason Barnett.....	3/1
Trace Bright.....	4/3
Blake Burkhalter.....	10/8
Richard Fitts.....	4/1
Brooks Fuller.....	10/5
Peyton Glavine.....	7/3
Joseph Gonzalez.....	6/4
Cam Hill.....	6/4
Will Morrison.....	4/4
Hayden Mullins.....	7/4
Jack Owen.....	2/1
Carson Skipper.....	7/6
Jack Sokol.....	1/0
Carson Swilling.....	9/4
Seb Thomas.....	8/5

**RELIEF ERA**

Will Morrison.....	0.00
Jack Sokol.....	0.00
Blake Burkhalter.....	1.54
Hayden Mullins.....	2.38
Carson Skipper.....	2.53
Peyton Glavine.....	3.38
Seb Thomas.....	3.86
Carson Swilling.....	3.95
Joseph Gonzalez.....	4.26
Mason Barnett.....	6.00
Richard Fitts.....	8.31
Trace Bright.....	9.00
Brooks Fuller.....	9.69
Jack Owen.....	23.14
Cam Hill.....	27.00

**2021 Auburn Baseball  
Team Game-by-Game for Auburn (as of Apr 11, 2021)  
Batting (All games)**

Date	Opponent	ab	r	h	rbi	2b	3b	hr	tb	bb	ibb	sb	cs	hbp	sac	sf	gdp	k	po	a	e	lob	avg	
Feb 19	PRESBYTERIAN	39	14	14	14	1	1	2	23	6	0	1	1	1	0	0	0	6	27	4	1	8	.359	
Feb 20	PRESBYTERIAN	35	6	11	5	2	0	3	22	0	0	1	0	1	0	0	0	7	27	7	0	6	.338	
Feb 21	PRESBYTERIAN	32	2	8	2	2	0	0	10	6	0	1	1	1	1	0	0	6	30	14	2	11	.311	
Feb 23	ALABAMA A&M	32	18	14	16	2	1	3	27	12	0	2	0	1	0	2	0	7	21	8	2	11	.341	
Feb 24	ALABAMA A&M	48	33	27	33	11	2	1	45	11	1	3	0	4	0	4	0	5	27	10	0	10	.398	
Feb 26	vs OU	38	3	11	2	1	0	2	18	3	0	0	0	0	0	0	3	7	29	10	1	8	.379	
Feb 27	vs Baylor	35	6	9	6	1	1	1	15	9	0	2	0	0	0	0	1	7	27	13	1	12	.363	
Feb 28	vs Texas A&M	35	6	12	5	2	0	0	14	5	0	4	2	0	1	0	1	0	6	27	12	0	8	.361
Mar 05	BOSTON COLLEG	35	2	7	2	1	0	0	8	4	0	0	0	0	0	1	0	6	27	6	1	11	.343	
Mar 06	BOSTON COLLEG	36	16	11	16	1	0	4	24	7	0	0	0	2	0	0	0	8	27	11	1	5	.340	
Mar 07	BOSTON COLLEG	40	9	13	9	2	0	1	18	5	1	2	1	0	1	0	1	8	30	12	1	7	.338	
Mar 09	at UAB	31	6	6	4	2	0	0	8	8	0	0	0	1	0	1	2	5	27	7	1	8	.328	
Mar 12	LITTLE ROCK	30	7	8	6	1	0	2	15	4	0	1	0	0	1	0	2	7	27	8	0	4	.324	
Mar 13	LITTLE ROCK	33	6	9	6	3	0	0	12	3	0	3	1	1	0	0	0	5	27	5	0	7	.321	
Mar 14	LITTLE ROCK	38	6	13	6	1	0	2	20	1	0	0	0	0	1	1	6	27	6	1	7	.322		
Mar 16	at Lipscomb	37	9	12	9	0	0	4	24	4	0	0	1	0	0	0	1	9	27	7	1	5	.322	
*Mar 19	at Ole Miss	32	0	5	0	1	0	0	6	1	0	0	0	0	0	0	0	14	24	11	0	6	.314	
*Mar 20	at Ole Miss	38	5	11	5	1	0	3	21	1	0	0	0	1	0	0	0	12	24	6	1	8	.312	
*Mar 21	at Ole Miss	41	11	15	11	2	0	1	20	3	0	0	0	1	0	1	1	10	24	10	1	8	.315	
*Mar 26	KENTUCKY	39	6	11	6	3	0	2	20	4	1	0	1	2	0	1	0	7	30	7	2	10	.314	
*Mar 27	KENTUCKY	33	6	7	5	2	0	1	12	9	0	0	1	1	0	0	0	9	27	5	1	11	.309	
*Mar 27	KENTUCKY	33	4	10	4	2	0	0	12	5	2	0	1	0	0	0	3	8	27	16	0	7	.309	
*Apr 01	at Arkansas	34	2	8	2	0	0	1	11	2	0	1	0	0	1	1	0	16	27	11	0	9	.306	
*Apr 02	at Arkansas	37	5	10	5	1	0	2	17	2	0	0	0	1	0	0	0	8	24	7	1	8	.304	
*Apr 03	at Arkansas	32	5	4	5	0	0	2	10	4	0	1	0	1	0	0	1	3	28	14	1	2	.298	
*Apr 09	MISSISSIPPI STAT	35	5	7	4	0	0	2	13	4	0	0	1	1	0	0	0	12	27	10	2	8	.294	
*Apr 10	MISSISSIPPI STAT	33	2	7	2	1	0	1	11	0	0	0	0	0	0	0	0	10	27	10	1	4	.291	
*Apr 11	MISSISSIPPI STAT	36	10	11	10	2	0	3	22	8	0	0	0	0	0	1	1	12	27	13	1	8	.292	
Totals		997	210	291	200	48	5	43	478	131	5	22	11	19	7	14	18	226	750	260	24	217	.292	

### AUBURN STARTING PITCHER BREAKDOWN

Starter	Quality		Run Support	RS/Start	Auburn Record
	GS	Starts			
C. Greenhill	7	2	21	3.0	3-4
T. Bright	5	1	30	6.0	2-3
M. Barnett	5	1	24	4.8	3-2
J. Gonzalez	4	0	9	2.3	1-3
R. Fitts	3	0	2	0.7	1-2
J. Owen	2	0	5	2.5	0-2
P. Glavine	1	0	1	1.0	1-0
J. Sokol	1	0	19	19.0	1-0

#### Auburn Overall Rankings

Category	Rank	No.
ERA	13th	5.29
Opp BA	13th	.249
Hits Allowed	6th	235
Walks	8th	114
Strikeouts	14th	234

#### Auburn SEC-Only Rankings

Category	Rank	No.
ERA	14th	7.35
Opp BA	T-12th	.284
Hits Allowed	T-12th	118
Walks	13th	64
Strikeouts	14th	80

### AUBURN PITCHING BREAKDOWN

	W-L	ERA	IP	H	R	ER	BB	K	HR	AVG
	STARTERS	8-8	4.99	128.0	108	79	71	41	110	16
RELIEVERS	4-8	5.61	122.0	127	81	76	73	124	12	.267
TOTALS	12-16	5.29	250.0	235	160	147	114	234	28	.249

	W-L	ERA	IP	H	R	ER	BB	K	HR	AVG
	HOME	8-9	4.97	154.0	142	92	85	51	159	21
ROAD	3-5	6.06	68.1	62	51	46	47	58	5	.239
NEUT.	1-2	5.20	27.2	31	17	16	16	17	2	.295

### HITTING NOTES

#### 2021 MULTI-HIT GAMES

	2	3	4	5+	Total
Ryan Bliss	14	1	1	-	16
Tyler Miller	5	5	1	-	11
Rankin Woley	7	2	-	-	9
Kason Howell	8	-	-	-	8
Brody Moore	3	3	2	-	8
Bryson Ware	5	2	-	-	7
Josh Hall	4	1	-	-	5
Steven Williams	1	-	-	-	5
Cam Hill	3	1	-	-	4
Judd Ward	2	1	1	-	4
Garrett Farquhar	1	1	-	-	2
Brayton Brown	1	-	-	-	1
Cole Foster	1	-	-	-	1
Nate LaRue	1	-	-	-	1

#### CAREER MULTI-HIT GAMES

	2	3	4	5+	Total
Ryan Bliss	38	7	2	-	47
Steven Williams	28	8	4	-	40
Rankin Woley	28	8	1	-	37
Judd Ward	22	9	3	-	34
Kason Howell	24	3	-	-	27
Brody Moore	9	5	2	-	16
Tyler Miller	5	5	1	-	11
Bryson Ware	5	2	-	-	7
Garrett Farquhar	4	1	-	-	5
Josh Hall	4	1	-	-	5
Cam Hill	3	1	-	-	4
Brayton Brown	1	-	-	-	1
Johnny Ceccoli	1	-	-	-	1
Cole Foster	1	-	-	-	1
Nate LaRue	1	-	-	-	1
J.S. Shenker	1	-	-	-	1

#### 2021 MULTI-RBI GAMES

	2	3	4	5+	Total
Tyler Miller	4	3	2	1	10
Brody Moore	5	-	-	1	6
Cam Hill	1	3	1	-	5
Steven Williams	4	-	1	-	5
Ryan Bliss	4	-	-	-	4
Judd Ward	4	-	-	-	4
Bryson Ware	2	-	2	-	4
Kason Howell	1	2	-	-	3
Brayton Brown	2	1	-	-	3
Josh Hall	1	1	-	-	2
Rankin Woley	1	-	1	-	2
Nate LaRue	1	-	-	-	1
Bobby Peirce	1	-	-	-	1

#### CAREER MULTI-RBI GAMES

	2	3	4	5+	Total
Steven Williams	18	9	3	2	32
Rankin Woley	14	5	3	-	22
Ryan Bliss	13	2	4	-	19
Judd Ward	12	3	1	1	17
Tyler Miller	5	3	2	1	11
Brody Moore	8	-	-	1	9
Kason Howell	2	4	-	-	6
Cam Hill	1	3	1	-	5
Bryson Ware	2	-	2	-	4
Brayton Brown	2	1	-	-	3
Johnny Ceccoli	2	-	-	-	2
Garrett Farquhar	1	-	1	-	2
Josh Hall	1	1	-	-	2
J.S. Shenker	2	-	-	-	2
Nate LaRue	1	-	-	-	1
Bobby Peirce	1	-	-	-	1

#### CAREER STARTS

	Career	Consec.
Steven Williams	166	-
Judd Ward	126	13
Ryan Bliss	110	23
Rankin Woley	108	23
Kason Howell	100	24
Brody Moore	45	26
Tyler Miller	36	26
Bryson Ware	22	4
Garrett Farquhar	12	-
Cam Hill	13	2
Brayton Brown	10	-
Josh Hall	10	-
Nate LaRue	10	1
Ryan Dyal	9	1
J.S. Shenker	8	-
Johnny Ceccoli	2	-
Cole Foster	2	-

#### TEAM NOTES

Auburn Overall SEC Rankings			Auburn SEC-Only Rankings		
Category	Rank	No.	Category	Rank	No.
Avg.	3rd	.292	Avg.	10th	.251
Hits	T-7th	291	Hits	T-6th	106
2B	T-9th	48	2B	12th	15
HR	T-4th	43	HR	T-2nd	18
BB	11th	131	BB	10th	43

#### 2021 AUBURN HOME RUNS

No.	Player (#)	Opponent (Date)	On	Outs	Inn.	Pitcher
1	Judd Ward (1)	Presbyterian (2/19)	1	2	2	Miles (R)
2	Rankin Woley (1)	Presbyterian (2/19)	2	2	7	Rorabeck (R)
3	Bryson Ware (1)	Presbyterian (2/20)	0	2	1	McDaniel (L)
4	Nate LaRue (1)	Presbyterian (2/20)	0	0	7	Flood (R)
5	Ryan Bliss (1)	Presbyterian (2/20)	0	2	7	Flood (R)
6	Judd Ward (2)	Alabama A&M (2/23)	0	0	1	Febus (R)
7	Bryson Ware (2)	Alabama A&M (2/23)	1	0	1	Febus (R)
8	Brayton Brown (1)	Alabama A&M (2/23)	0	0	5	Torres (R)
9	Tyler Miller (1)	Alabama A&M (2/24)	1	2	4	Baker (R)
10	Ryan Bliss (2)	Oklahoma (2/26)	0	1	3	Olds (R)
11	Steven Williams (1)	Oklahoma (2/26)	0	2	3	Olds (R)
12	Tyler Miller (2)	Baylor (2/27)	0	0	8	Miller (R)
13	Cam Hill (1)	Boston College (3/6)	3	2	1	Sheehan (R)
14	Steven Williams (2)	Boston College (3/6)	1	1	4	Mancini (R)
15	Tyler Miller (3)	Boston College (3/6)	2	2	5	West (R)
16	Rankin Woley (2)	Boston College (3/6)	0	2	7	Lombardi (R)
17	Cam Hill (2)	Boston College (3/7)	1	1	2	Vetrano (L)
18	Ryan Bliss (3)	Little Rock (3/12)	0	1	1	Funk (R)
19	Tyler Miller (4)	Little Rock (3/12)	2	2	5	Funk (R)
20	Steven Williams (3)	Little Rock (3/14)	0	1	3	DeCooman (L)
21	Brody Moore (1)	Little Rock (3/14)	1	1	9	Barkley (R)
22	Tyler Miller (5)	Lipscomb (3/16)	0	1	2	Bierman (R)
23	Kason Howell (1)	Lipscomb (3/16)	0	0	3	Bierman (R)
24	Tyler Miller (6)	Lipscomb (3/16)	2	2	3	Bierman (R)
25	Ryan Bliss (4)	Lipscomb (3/16)	0	0	5	Williams (R)
26	Ryan Bliss (5)	Ole Miss (3/20)	0	0	3	McDaniel (R)
27	Ryan Bliss (6)	Ole Miss (3/20)	0	0	7	Miller (R)
28	Tyler Miller (7)	Ole Miss (3/20)	0	2	7	Miller (R)
29	Brayton Brown (2)	Ole Miss (3/21)	2	2	8	Savell (R)
30	Tyler Miller (8)	Kentucky (3/26)	0	2	1	Miller (R)
31	Cam Hill (3)	Kentucky (3/26)	0	1	9	Jones (R)
32	Kason Howell (2)	Kentucky (3/27)	1	1	6	Kammin (R)
33	Brody Moore (2)	Arkansas (4/1)	0	1	3	Wicklander (L)
34	Ryan Bliss (7)	Arkansas (4/2)	0	0	1	Vermillion (R)
35	Steven Williams (3)	Arkansas (4/2)	0	1	4	Palette (R)
36	Judd Ward (3)	Arkansas (4/3)	1	0	1	Lockhart (L)
37	Tyler Miller (9)	Arkansas (4/3)	2	2	6	Monke (L)
38	Rankin Woley (3)	Miss State (4/9)	0	0	4	MacLeod (L)
39	Bryson Ware (3)	Miss State (4/9)	0	2	4	MacLeod (L)
40	Cam Hill (4)	Miss State (4/10)	0	2	2	Bednar (R)
41	Ryan Bliss (8)	Miss State (4/11)	1	2	2	Fristoe (R)
42	Kason Howell (3)	Miss State (4/11)	0	2	6	Harding (L)
43	Bryson Ware (4)	Miss State (4/11)	1	1	9	Hunt (R)

#### AUBURN CAREER HOME RUN BREAKDOWN

	1R	2R	3R	GS	Career	Home	Road	Last
Bliss	11	1	1	--	13	6	7	4/11/21
Brown	2	--	1	--	3	2	1	3/21/21
Ceccoli	1	--	--	--	1	1	--	2/19/20
Hill	2	1	--	1	4	4	--	4/10/21
Howell	2	1	--	--	3	2	1	4/11/21
LaRue	1	--	--	--	1	1	--	2/20/21
Miller	4	1	4	--	9	4	5	4/3/21
Moore	1	1	--	--	2	1	1	4/1/21
Ward	4	3	3	0	10	6	4	4/3/21
Ware	2	2	--	--	4	4	--	4/11/21
Williams	10	8	8	1	27	14	13	4/2/21
Woley	5	1	2	--	8	5	3	4/9/21

#### HITTING STREAKS

	Current	'21	Career
Ryan Bliss	7	8	10
Brayton Brown	1	2	3
Johnny Ceccoli	-	-	2
Ryan Dyal	-	2	2
Garrett Farquhar	-	1	3
Cole Foster	2	2	2
Josh Hall	-	4	4
Cam Hill	-	4	4
Kason Howell	2	5	6
Nate LaRue	-	2	2
Tyler Miller	1	5	5
Brody Moore	2	6	8
Bobby Peirce	-	1	1
J.S. Shenker	-	3	4
Judd Ward	-	5	7
Bryson Ware	3	6	6
Steven Williams	-	4	6
Rankin Woley	1	12	12

#### REACHED BASE STREAKS

	Current	'21	Career
Ryan Bliss	7	18	28
Brayton Brown	1	4	4
Johnny Ceccoli	-	3	3
Ryan Dyal	5	6	6
Garrett Farquhar	-	2	4
Cole Foster	2	2	2
Josh Hall	-	5	5
Cam Hill	2	8	8
Kason Howell	3	5	17
Nate LaRue	1	2	2
Tyler Miller	1	10	10
Brody Moore	2	7	10
Bobby Peirce	-	1	1
J.S. Shenker	-	3	11
Judd Ward	-	7	18
Bryson Ware	3	6	6
Steven Williams	-	13	25
Rankin Woley	1	12	17

#### BUNT HITS

Player	No.
Brody Moore	2
Josh Hall	2
Judd Ward	2
Ryan Bliss	1
Kason Howell	1
<b>TOTAL</b>	<b>8</b>

#### SAC BUNTS

Player	No.
Kason Howell	2
Ryan Bliss	1
Brayton Brown	1
Garrett Farquhar	1
Josh Hall	1
Tyler Miller	1
<b>TOTAL</b>	<b>7</b>

#### SAC FLIES

Player	No.
Josh Hall	3
Tyler Miller	2
Judd Ward	2
Rankin Woley	2
Cam Hill	2
Nate LaRue	1
Brody Moore	1
Bryson Ware	1
Steven Williams	1
<b>TOTAL</b>	<b>14</b>

#### OUTFIELD ASSISTS

Player	No.
Kason Howell	3
Josh Hall	1
Judd Ward	1
<b>TOTAL</b>	<b>5</b>

#### PINCH HITS

Player	No.
Cam Hill	2
Bobby Peirce	2
J.S. Shenker	2
Josh Hall	1
Bryson Ware	1
<b>TOTAL</b>	<b>8</b>



## AUBURN 2021 GAME-BY-GAME STARTING LINEUPS

DATE	OPP	1	2	3	4	5	6	7	8	9	SP
2/19	Presbyterian	Ward	Bliss	Ware	Woley	Miller	Williams	Howell	Hall	Moore	Greenhill
2/20	Presbyterian	Ward	Bliss	Ware	Woley	Williams	Howell	Shenker	LaRue	Farquhar	Fitts
2/21	Presbyterian	Ward	Bliss	Ware	Woley	Miller	Williams	Howell	Hall	Moore	Barnett
2/23	Alabama A&M	Ward	Hall	Ware	Williams	Moore	Hill	Miller	LaRue	Foster	Bright
2/24	Alabama A&M	Ward	Hall	Ware	Williams	Moore	Miller	Howell	Dyal	Farquhar	Sokol
2/26	vs. Oklahoma	Ward	Bliss	Ware	Williams	Woley	Miller	Howell	Hill	Moore	Greenhill
2/27	vs. Baylor	Ward	Bliss	Ware	Woley	Miller	Howell	Peirce	LaRue	Moore	Fitts
2/28	vs. Texas A&M	Williams	Bliss	Moore	Woley	Ware	Miller	Howell	Dyal	Brown	Bright
3/5	Boston College	Williams	Bliss	Miller	Woley	Ware	Hall	Howell	Dyal	Moore	Fitts
3/6	Boston College	Howell	Bliss	Williams	Woley	Miller	Ware	Hill	Moore	Hall	Barnett
3/7	Boston College	Howell	Bliss	Williams	Woley	Miller	Ware	Hill	Moore	Hall	Bright
3/9	at UAB	Ward	Bliss	Williams	Woley	Miller	Ware	Moore	Dyal	Howell	Gonzalez
3/12	Little Rock	Ward	Bliss	Williams	Woley	Miller	Ware	Hill	Moore	Howell	Greenhill
3/13	Little Rock	Hall	Bliss	Williams	Woley	Miller	Ware	Hill	Moore	Howell	Barnett
3/14	Little Rock	Bliss	Moore	Williams	Woley	Miller	Brown	Hill	Howell	LaRue	Bright
3/16	Lipscomb	Hall	Bliss	Williams	Woley	Miller	Ware	Ward	Moore	Howell	Glavine
3/19	at Ole Miss*	Ward	Bliss	Williams	Woley	Miller	Ware	Hill	Moore	Howell	Greenhill
3/20	at Ole Miss*	Bliss	Ward	Woley	Miller	Moore	Williams	Hill	Howell	Hall	Barnett
3/21	at Ole Miss*	Bliss	Ward	Woley	Miller	Moore	Williams	Dyal	Howell	Foster	Bright
3/26	Kentucky*	Bliss	Ward	Woley	Miller	Moore	Ware	Brown	Williams	Howell	Greenhill
3/27	Kentucky*	Bliss	Moore	Woley	Miller	Howell	Ward	Peirce	Shenker	LaRue	Barnett
3/27	Kentucky*	Bliss	Ward	Woley	Miller	Williams	Moore	Hill	Howell	Dyal	Gonzalez
4/1	at Arkansas*	Bliss	Moore	Miller	Woley	Ward	Howell	Williams	Ware	LaRue	Greenhill
4/2	at Arkansas*	Bliss	Ward	Woley	Miller	Moore	Hill	Howell	Williams	Dyal	Owen
4/3	at Arkansas*	Bliss	Ward	Woley	Miller	Moore	Howell	Williams	Ware	LaRue	Gonzalez
4/9	Mississippi State*	Bliss	Ward	Woley	Miller	Moore	Ware	Williams	Howell	Dyal	Greenhill
4/10	Mississippi State*	Bliss	Ward	Woley	Miller	Moore	Hill	Ware	Williams	Howell	Owen
4/11	Mississippi State*	Bliss	Ward	Woley	Miller	Moore	Hill	Ware	Dyal	Howell	Gonzalez
4/13	at Georgia Tech										
4/16	at Alabama*										
4/17	at Alabama*										
4/18	at Alabama*										
4/20	Samford										
4/21	Jacksonville State										
4/23	Florida*										
4/24	Florida*										
4/25	Florida*										
4/30	at Georgia*										
5/1	at Georgia*										
5/2	at Georgia*										
5/4	UAB										
5/7	LSU*										
5/8	LSU*										
5/9	LSU*										
5/11	at Samford										
5/14	Texas A&M*										
5/15	Texas A&M*										
5/16	Texas A&M*										
5/18	North Alabama										
5/20	at Missouri*										
5/21	at Missouri*										
5/22	at Missouri*										

\* - SEC Game

**AUBURN 2021 GAME-BY-GAME STARTERS**

DATE	OPP	SP	C	1B	2B	3B	SS	LF	CF	RF	DH
2/19	Presbyterian	Greenhill	Williams	Miller	Moore	Woley	Bliss	Ward	Howell	Hall	Ware
2/20	Presbyterian	Fitts	LaRue	Shenker	Farquhar	Woley	Bliss	Ward	Howell	Ware	Williams
2/21	Presbyterian	Barnett	Williams	Miller	Moore	Woley	Bliss	Ward	Howell	Hall	Ware
2/23	Alabama A&M	Bright	LaRue	Ware	Moore	Miller	Foster	Ward	Hall	Williams	Hill
2/24	Alabama A&M	Sokol	Dyal	Ware	Farquhar	Miller	Moore	Ward	Howell	Hall	Williams
2/26	vs. Oklahoma	Greenhill	Williams	Miller	Moore	Woley	Bliss	Ward	Howell	Ware	Hill
2/27	vs. Baylor	Fitts	LaRue	Miller	Moore	Woley	Bliss	Ward	Howell	Ware	Peirce
2/28	vs. Texas A&M	Bright	Dyal	Miller	Moore	Woley	Bliss	Williams	Howell	Ware	Brown
3/5	Boston College	Fitts	Dyal	Miller	Moore	Woley	Bliss	Williams	Howell	Hall	Ware
3/6	Boston College	Barnett	Williams	Miller	Moore	Woley	Bliss	Hall	Howell	Ware	Hill
3/7	Boston College	Bright	Williams	Miller	Moore	Woley	Bliss	Hall	Howell	Ware	Hill
3/9	at UAB	Gonzalez	Dyal	Miller	Moore	Woley	Bliss	Williams	Howell	Ware	Ward
3/12	Little Rock	Greenhill	Williams	Miller	Moore	Woley	Bliss	Ward	Howell	Ware	Hill
3/13	Little Rock	Barnett	Williams	Miller	Moore	Woley	Bliss	Hall	Howell	Ware	Hill
3/14	Little Rock	Bright	LaRue	Miller	Moore	Woley	Bliss	Brown	Howell	Williams	Hill
3/16	Lipscomb	Glavine	Williams	Miller	Moore	Woley	Bliss	Ward	Howell	Hall	Ware
3/19	at Ole Miss*	Greenhill	Williams	Miller	Moore	Woley	Bliss	Ward	Howell	Ware	Hill
3/20	at Ole Miss*	Barnett	Williams	Miller	Moore	Woley	Bliss	Ward	Howell	Hall	Hill
3/21	at Ole Miss*	Bright	Dyal	Miller	Moore	Woley	Bliss	Ward	Howell	Williams	Foster
3/26	Kentucky*	Greenhill	Williams	Miller	Moore	Woley	Bliss	Ward	Howell	Ware	Brown
3/27	Kentucky*	Barnett	LaRue	Miller	Moore	Woley	Bliss	Ward	Howell	Peirce	Shenker
3/28	Kentucky*	Gonzalez	Dyal	Miller	Moore	Woley	Bliss	Ward	Howell	Williams	Hill
4/1	at Arkansas*	Greenhill	LaRue	Miller	Moore	Woley	Bliss	Ward	Howell	Williams	Ware
4/2	at Arkansas*	Owen	Dyal	Miller	Moore	Woley	Bliss	Ward	Howell	Williams	Hill
4/3	at Arkansas*	Gonzalez	LaRue	Miller	Moore	Woley	Bliss	Ward	Howell	Williams	Ware
4/9	Mississippi State*	Greenhill	Dyal	Miller	Moore	Woley	Bliss	Ward	Howell	Williams	Ware
4/10	Mississippi State*	Owen	Williams	Miller	Moore	Woley	Bliss	Ward	Howell	Ware	Hill
4/11	Mississippi State*	Gonzalez	Dyal	Miller	Moore	Woley	Bliss	Ward	Howell	Ware	Hill
4/13	at Georgia Tech										
4/16	at Alabama*										
4/17	at Alabama*										
4/18	at Alabama*										
4/20	Samford										
4/21	Jacksonville State										
4/23	Florida*										
4/24	Florida*										
4/25	Florida*										
4/30	at Georgia*										
5/1	at Georgia*										
5/2	at Georgia*										
5/4	UAB										
5/7	LSU*										
5/8	LSU*										
5/9	LSU*										
5/11	at Samford										
5/14	Texas A&M*										
5/15	Texas A&M*										
5/16	Texas A&M*										
5/18	North Alabama										
5/20	at Missouri*										
5/21	at Missouri*										
5/22	at Missouri*										

\* - SEC Game

**OVERALL STATS**



**2021 Auburn Baseball  
Overall Statistics for Auburn (as of Apr 11, 2021)  
(All games Sorted by Batting avg)**



Record: 12-16 Home: 8-9 Away: 3-5 Neutral: 1-2 SEC: 1-11

Player	avg	gp-gs	ab	r	h	2b	3b	hr	rbi	tb	slg%	bb	hp	so	gdp	ob%	sf	sh	sb-att	po	a	e	fld%	
9 Bliss, Ryan	.369	26-26	111	24	41	4	0	8	19	69	.622	10	0	13	3	.421	0	1	4-6	29	70	4	.961	
10 Miller, Tyler	.356	27-27	104	23	37	4	1	9	38	70	.673	11	0	21	3	.410	2	1	3-4	205	8	1	.995	
19 Moore, Brody	.330	27-27	106	19	35	5	0	2	23	46	.434	9	0	10	3	.379	1	0	0-2	40	74	0	1.000	
4 Woley, Rankin	.320	26-26	103	21	33	8	0	3	13	50	.485	9	5	24	0	.395	2	0	1-1	21	45	5	.930	
8 Ware, Bryson	.289	25-22	83	25	24	4	1	4	18	42	.506	12	3	32	1	.394	1	0	3-4	41	1	0	1.000	
16 Hill, Cam	.269	17-13	52	9	14	1	1	4	18	29	.558	7	0	11	2	.350	1	0	0-0	0	1	0	1.000	
5 Howell, Kason	.253	28-27	91	13	23	4	0	3	15	36	.396	17	3	19	0	.387	0	2	5-7	81	3	1	.988	
1 Ward, Judd	.241	22-22	83	15	20	2	0	3	10	31	.373	8	2	19	1	.316	2	0	0-1	26	1	0	1.000	
41 Williams, Steven	.229	27-25	96	20	22	6	0	4	17	40	.417	16	1	24	2	.342	1	0	0-1	114	11	1	.992	
-----																								
7 Foster, Cole	.455	7-2	11	5	5	2	0	0	1	7	.636	2	1	3	0	.571	0	0	0-0	3	8	1	.917	
47 Farquhar, Garrett	.333	11-2	15	5	5	2	0	0	1	7	.467	2	1	3	0	.444	0	1	1-1	6	6	1	.923	
2 Hall, Josh	.325	17-10	40	9	13	2	2	0	9	19	.475	3	0	10	0	.348	3	1	4-5	25	1	1	.963	
34 Shenker, John Sam	.250	10-2	16	3	4	1	0	0	2	5	.313	2	1	8	0	.368	0	0	0-0	15	0	0	1.000	
3 Brown, Brayton	.227	14-3	22	7	5	1	0	2	8	12	.545	4	1	10	0	.370	0	1	0-0	6	0	1	.857	
6 Peirce, Bobby	.200	8-2	15	3	3	1	0	0	4	4	.267	1	1	5	1	.294	0	0	0-0	1	0	0	1.000	
28 LaRue, Nate	.182	11-7	22	4	4	1	0	1	3	8	.364	5	0	5	1	.321	1	0	0-0	63	3	0	1.000	
17 Dyal, Ryan	.111	16-9	27	5	3	0	0	0	1	3	.111	13	0	9	1	.400	0	0	1-1	69	6	1	.987	
Totals	.292	28	997	210	291	48	5	43	200	478	.479	131	19	226	18	.380	14	7	22-33	750	260	24	.977	
Opponents	.249	28	945	160	235	39	3	28	142	364	.385	114	25	234	25	.343	7	4	17-23	742	216	30	.970	

LOB - Team (217), Opp (185). DPs turned - Team (33), Opp (21). CI - Team (0), Opp (1). IBB - Team (5), Miller, T. 3, Hill, C. 1, Williams, S. 1, Opp (3). Picked off - Hall, J. 1.

**(All games Sorted by Earned run avg)**

Player	era	w-l	app	gs	cg	sho	sv	ip	h	r	er	bb	so	2b	3b	hr	b/avg	wp	hp	bk	sfa	sha		
20 Greenhill, Cody	1.83	3-0	7	7	0	0/1	0	39.1	24	11	8	10	29	5	0	4	.176	5	2	1	1	2		
18 Barnett, Mason	3.82	2-1	9	5	0	0/1	1	30.2	26	16	13	16	30	7	0	2	.236	2	5	1	3	0		
21 Bright, Trace	7.28	2-3	10	5	0	0/0	0	29.2	30	25	24	10	27	6	0	5	.261	0	2	0	0	0		
45 Gonzalez, Joseph	8.57	0-3	10	4	0	0/1	0	21.0	28	20	20	8	16	4	1	1	.318	2	2	1	0	0		
-----																								
36 Sokol, Jack	0.00	1-0	2	1	0	0/1	0	4.2	1	0	0	4	6	1	0	0	.083	0	0	0	0	0		
33 Morrison, Will	0.00	0-0	4	0	0	0/0	0	4.0	1	0	0	3	3	0	0	0	.083	0	1	0	0	0		
40 Burkhalter, Blake	1.54	0-0	10	0	0	0/2	0	11.2	7	3	2	12	16	1	0	2	.167	2	2	0	0	0		
26 Mullins, Hayden	2.38	2-0	7	0	0	0/1	0	11.1	10	4	3	4	19	0	0	0	.222	3	1	0	0	0		
29 Skipper, Carson	2.53	0-1	8	0	0	0/1	0	10.2	7	3	3	3	11	1	0	0	.179	2	1	0	0	0		
27 Thomas, Seb	3.86	0-1	8	0	0	0/1	0	11.2	9	5	5	5	10	2	0	1	.231	0	1	0	0	1		
32 Swilling, Carson	3.95	1-1	9	0	0	0/1	0	13.2	10	6	6	8	11	1	0	1	.200	2	1	0	0	0		
23 Glavine, Peyton	5.52	0-1	8	1	0	0/1	0	14.2	11	9	9	4	13	3	0	2	.208	0	1	0	0	1		
43 Fitts, Richard	7.71	0-3	7	3	0	0/0	1	18.2	24	18	16	6	16	5	1	6	.312	1	0	0	1	0		
44 Owen, Jack	9.53	0-2	4	2	0	0/0	0	11.1	18	12	12	4	7	2	0	2	.367	1	2	1	0	0		
14 Fuller, Brooks	9.69	0-0	10	0	0	0/0	0	13.0	19	15	14	12	15	0	0	2	.333	6	3	0	1	0		
16 Hill, Cam	27.00	1-0	6	0	0	0/0	0	4.0	10	13	12	5	5	1	1	0	.476	1	1	0	1	0		
Totals	5.29	12-16	28	28	0	3/3	2	250.0	235	160	147	114	234	39	3	28	.249	27	25	4	7	4		
Opponents	6.51	16-12	28	28	0	1/1	6	247.1	291	210	179	131	226	48	5	43	.292	28	19	3	14	7		

PB - Team (3), Williams, S. 1, LaRue, N. 1, Dyal, R. 1, Opp (2). Pickoffs - Team (3), LaRue, N. 1, Gonzalez, J. 1, Burkhalter 1, Opp (1). SBA/ATT - Williams, S. (8-11), Dyal, R. (9-10), Fitts, R. (5-6), Gonzalez, J. (3-3), Barnett, M. (0-3), Mullins, H. (2-2), Greenhill, C (2-2), Swilling, C. (2-2), Morrison, W. (1-1), Sokol, J. (0-1), Glavine, P. (1-1), Bright, T. (0-1), Owen, J. (1-1), LaRue, N. (0-1).

SEC STATS



2021 Auburn Baseball  
Conference statistics for Auburn (as of Apr 11, 2021)  
(SEC games only Sorted by Batting avg)



Record: 1-11 Home: 0-6 Away: 1-5 SEC: 1-11

Player	avg	gp-gs	ab	r	h	2b	3b	hr	rbi	tb	slg%	bb	hp	so	gdp	ob%	sf	sh	sb-att	po	a	e	fld%	
9 Bliss, Ryan	.382	12-12	55	11	21	1	0	4	9	34	.618	4	0	8	1	.424	0	0	1-2	12	36	1	.980	
4 Woley, Rankin	.340	12-12	47	5	16	3	0	1	6	22	.468	3	2	11	0	.396	1	0	0-0	11	17	1	.966	
19 Moore, Brody	.333	12-12	48	5	16	2	0	1	4	21	.438	3	0	6	0	.373	0	0	0-0	21	45	0	1.000	
10 Miller, Tyler	.250	12-12	44	6	11	2	0	3	12	22	.500	8	0	14	1	.365	0	1	1-2	107	2	0	1.000	
5 Howell, Kason	.243	12-12	37	5	9	2	0	2	5	17	.459	6	1	9	0	.364	0	1	0-0	40	1	1	.976	
1 Ward, Judd	.204	12-12	49	5	10	1	0	1	4	14	.286	1	2	15	1	.250	0	0	0-1	16	0	0	1.000	
8 Ware, Bryson	.192	10-7	26	6	5	0	0	2	3	11	.423	3	1	13	0	.300	0	0	0-0	12	0	0	1.000	
41 Williams, Steven	.179	11-10	39	4	7	2	0	1	2	12	.308	3	0	16	0	.238	0	0	0-1	38	2	1	.976	
16 Hill, Cam	.091	8-6	22	4	2	0	0	2	2	8	.364	2	0	6	2	.167	0	0	0-0	0	1	0	1.000	
-----																								
7 Foster, Cole	.400	2-1	5	1	2	1	0	0	0	3	.600	0	0	2	0	.400	0	0	0-0	0	3	0	1.000	
34 Shenker, John Sam	.375	4-1	8	1	3	1	0	0	1	4	.500	0	0	3	0	.375	0	0	0-0	4	0	0	1.000	
6 Peirce, Bobby	.333	2-1	3	0	1	0	0	0	1	1	.333	0	0	0	0	.333	0	0	0-0	0	0	0	.000	
3 Brown, Brayton	.222	5-1	9	3	2	0	0	1	5	5	.556	1	1	4	0	.364	0	0	0-0	2	0	1	.667	
17 Dyal, Ryan	.083	9-5	12	3	1	0	0	0	1	1	.083	6	0	5	1	.389	0	0	0-0	26	4	1	.968	
28 LaRue, Nate	.000	4-3	9	1	0	0	0	0	1	0	.000	3	0	4	0	.231	1	0	0-0	21	0	0	1.000	
2 Hall, Josh	.000	5-1	7	1	0	0	0	0	3	0	.000	0	0	5	0	.000	2	1	0-0	5	0	0	1.000	
47 Farquhar, Garrett	.000	3-0	3	0	0	0	0	0	0	0	.000	0	0	0	0	.000	0	0	0-0	0	1	0	1.000	
Totals	.251	12	423	61	106	15	0	18	59	175	.414	43	7	121	6	.327	4	3	2-6	316	120	11	.975	
Opponents	.284	12	415	92	118	22	2	14	81	186	.448	64	16	80	12	.397	4	2	13-13	330	86	9	.979	

LOB - Team (89), Opp (93). DPs turned - Team (17), Opp (8). IBB - Team (3), Miller, T. 3, Opp (2).

(SEC games only Sorted by Earned run avg)

Player	era	w-l	app	gs	cg	sho	sv	ip	h	r	er	bb	so	2b	3b	hr	b/avg	wp	hp	bk	sfa	sha		
20 Greenhill, Cody	1.80	1-0	4	4	0	0/0	0	25.0	15	7	5	5	15	2	0	3	.174	3	1	0	1	2		
18 Barnett, Mason	8.31	0-1	5	2	0	0/0	1	13.0	17	14	12	8	13	6	0	2	.321	2	3	1	2	0		
44 Owen, Jack	9.53	0-2	4	2	0	0/0	0	11.1	18	12	12	4	7	2	0	2	.367	1	2	1	0	0		
45 Gonzalez, Joseph	14.34	0-3	4	3	0	0/0	0	10.2	18	17	17	8	5	2	1	1	.375	2	2	0	0	0		
21 Bright, Trace	15.43	0-2	5	1	0	0/0	0	9.1	15	16	16	7	9	4	0	3	.357	0	1	0	0	0		
-----																								
33 Morrison, Will	0.00	0-0	4	0	0	0/0	0	4.0	1	0	0	3	3	0	0	0	.083	0	1	0	0	0		
36 Sokol, Jack	0.00	0-0	1	0	0	0/0	0	0.2	0	0	0	1	0	0	0	0	.000	0	0	0	0	0		
40 Burkhalter, Blake	2.45	0-0	4	0	0	0/0	0	3.2	1	1	1	6	4	0	0	1	.091	2	1	0	0	0		
27 Thomas, Seb	2.45	0-0	2	0	0	0/0	0	3.2	2	1	1	2	1	0	0	0	.154	0	0	0	0	0		
14 Fuller, Brooks	4.76	0-0	4	0	0	0/0	0	5.2	6	3	3	5	6	0	0	1	.273	2	1	0	0	0		
29 Skipper, Carson	5.40	0-1	3	0	0	0/0	0	5.0	4	3	3	2	5	1	0	0	.211	2	1	0	0	0		
23 Glavine, Peyton	6.23	0-0	3	0	0	0/0	0	4.1	4	3	3	1	4	2	0	1	.235	0	1	0	0	0		
32 Swilling, Carson	8.44	0-1	4	0	0	0/0	0	5.1	6	5	5	7	4	0	0	0	.300	2	1	0	0	0		
43 Fitts, Richard	15.43	0-1	3	0	0	0/0	0	2.1	7	5	4	1	3	3	1	0	.500	0	0	0	1	0		
16 Hill, Cam	18.00	0-0	2	0	0	0/0	0	1.0	2	3	2	3	1	0	0	0	.400	0	0	0	0	0		
26 Mullins, Hayden	54.00	0-0	1	0	0	0/0	0	0.1	2	2	2	1	0	0	0	0	.667	2	1	0	0	0		
Totals	7.35	1-11	12	12	0	0/0	1	105.1	118	92	86	64	80	22	2	14	.284	18	16	2	4	2		
Opponents	4.25	11-1	12	12	0	1/1	5	110.0	106	61	52	43	121	15	0	18	.251	11	7	1	4	3		

PB - Team (1), Dyal, R. 1, Opp (1). Pickoffs - Team (1), Burkhalter 1. SBA/ATT - Williams, S. (7-7), Dyal, R. (6-6), Fitts, R. (4-4), Gonzalez, J. (3-3), Greenhill, C (2-2), Swilling, C. (1-1), Owen, J. (1-1), Glavine, P. (1-1), Morrison, W. (1-1).


# TV/RADIO ROSTER




1 JUDD WARD



2 JOSH HALL



3 BRAYTON BROWN



4 RANKIN WOLEY



5 KASON HOWELL



6 BOBBY PEIRCE



7 COLE FOSTER



8 BRYSON WARE



9 RYAN BLISS



10 TYLER MILLER



11 KADE SNELL



12 CARTER FREDERICK



13 BEN SCHORR




14 BROOKS FULLER



16 CAM HILL



17 RYAN DYAL



18 MASON BARNETT



19 BRODY MOORE



20 CODY GREENHILL



21 TRACE BRIGHT



22 GARRETT WADE




23 PEYTON GLAVINE



24 PEYTON SYBRANDT



25 JOHNNY CECCOLI



26 HAYDEN MULLINS



27 SEB THOMAS



28 NATE LARUE



29 CARSON SKIPPER



32 CARSON SWILLING



33 WILL MORRISON



34 JOHN SAMUEL SHENKER




36 JACK SOKOL



40 BLAKE BURKHALTER




41 STEVEN WILLIAMS



43 RICHARD FITTS



44 JACK OWEN



45 JOSEPH GONZALEZ



47 GARRETT FARQUHAR



30 BUTCH THOMPSON



35 KARL NONEMAKER



39 GABE GROSS



15 TIM HUDSON