



2021 AUBURN BASEBALL

AUBURN ATHLETICS COMMUNICATIONS: 392 SOUTH DONAHUE DRIVE || AUBURN, AL 36849 || AUBURNTIGERS.COM || @AUBURN_BASEBALL

2021 SCHEDULE

Day	Date	Opponent	Time/Result
FRI	FEB. 19	PRESBYTERIAN	W, 14-3
SAT	FEB. 20	PRESBYTERIAN	W, 6-1
SUN	FEB. 21	PRESBYTERIAN	W, 2-1 (10)
TUE	FEB. 23	ALABAMA A&M	W, 18-2 (7)
WED	FEB. 24	ALABAMA A&M	W, 33-0
Fri	Feb. 26	vs. #25 Oklahoma	L, 3-4 (10)
Sat	Feb. 27	vs. Baylor	L, 6-12
Sun	Feb. 28	vs. Texas A&M	W, 6-1
TUE	MAR. 2	JACKSONVILLE STATE	PPD
FRI	MAR. 5	#18 BOSTON COLLEGE	L, 2-8
SAT	MAR. 6	#18 BOSTON COLLEGE	W, 16-1
SUN	MAR. 7	#18 BOSTON COLLEGE	L, 9-11 (10)
Tue	Mar. 9	at UAB	W, 6-5
FRI	MAR. 12	LITTLE ROCK	W, 7-0
SAT	MAR. 13	LITTLE ROCK	W, 6-0
SUN	MAR. 14	LITTLE ROCK	L, 6-12
Tue	Mar. 16	at Lipscomb	W, 9-7
Fri	Mar. 19	at #4 Ole Miss*	6:30 pm
Sat	Mar. 20	at #4 Ole Miss*	1:30 pm
Sun	Mar. 21	at #4 Ole Miss*	1:30 pm
Tue	Mar. 23	vs. South Alabama	6 pm
FRI	MAR. 26	KENTUCKY*	6 PM
SAT	MAR. 27	KENTUCKY*	6 PM
SUN	MAR. 28	KENTUCKY*	1 PM
Thu	Apr. 1	at Arkansas*	6:30 pm
Fri	Apr. 2	at Arkansas*	6:30 pm
Sat	Apr. 3	at Arkansas*	2 pm
TUE	APR. 6	KENNESAW STATE	6 PM
FRI	APR. 9	MISSISSIPPI STATE*	6 PM
SAT	APR. 10	MISSISSIPPI STATE*	2 PM
SUN	APR. 11	MISSISSIPPI STATE*	2 PM
Tue	Apr. 13	at Georgia Tech	5 pm
Thu	Apr. 15	at Alabama*	6 pm
Fri	Apr. 16	at Alabama*	6 pm
Sat	Apr. 17	at Alabama*	1 pm
TUE	APR. 20	SAMFORD	6 PM
WED	APR. 21	JACKSONVILLE STATE	6 PM
FRI	APR. 23	FLORIDA*	6 PM
SAT	APR. 24	FLORIDA*	11 PM
SUN	APR. 25	FLORIDA*	1 PM
Thu	Apr. 29	at Georgia*	6 pm
Fri	Apr. 30	at Georgia*	6 pm
Sat	May 1	at Georgia*	11 am
TUE	MAY 4	UAB	6 PM
THU	MAY 6	LSU*	6:30 PM
FRI	MAY 7	LSU*	7 PM
SAT	MAY 8	LSU*	2 PM
Tue	May 11	at Samford	6 pm
FRI	MAY 14	TEXAS A&M*	6 PM
SAT	MAY 15	TEXAS A&M*	2 PM
SUN	MAY 16	TEXAS A&M*	1 PM
TUE	MAY 18	NORTH ALABAMA	6 PM
Thu	May 20	at Missouri*	TBA
Fri	May 21	at Missouri*	TBA
Sat	May 22	at Missouri*	TBA

POSTSEASON

May 25-30	SEC Tournament	TBA
June 4-7	NCAA Regionals	TBA
June 11-14	NCAA Super Regionals	TBA
June 19-30	NCAA College World Series	TBA

Home games in **BOLD CAPS**

All home games at Plainsman Park | All times central



GAMES 17-19

OXFORD, MISS. (Oxford-University Stadium / Swayze Field)



AUBURN TIGERS (11-5, 0-0 SEC)

Head Coach: Butch Thompson (Birmingham-Southern, 1992)

Career Record: 204-141 (7th season) | Record at Auburn: 165-120 (6th season)

at



#4 OLE MISS REBELS (13-4, 0-0 SEC)

Head Coach: Mike Bianco (LSU, 1989)

Career Record: 867-512-1 (23rd season) | Record at Ole Miss: 767-441-1 (21st season)

» QUICK HITTERS

- Auburn enters the weekend ranked in the top 10 in the country in hits (185, 3rd), runs (149, 4th), scoring (9.3, 9th), slugging (.528, 9th) and home runs (25, 10th).
- In 34 games since the start of last season, the Tigers have recorded the most hits (395) and have scored the fourth most runs (307) in Division I.
- Auburn has hit 25 home runs through 16 games and is tied with the pace the 2010 team that set the program record with 131 home runs had through 16 games.
- Kason Howell hit his first career home run Tuesday, becoming the 11th Auburn player to homer this season. The Tigers haven't had 11 players homer in a season since 2010.
- Twenty-three of Auburn's 38 players have yet to compete in a SEC game.
- Auburn has utilized 14 different starting lineups through 16 games this season.
- The Tigers are 88-90-1 all-time against Ole Miss, including 33-51-1 against the Rebels in Oxford.
- Auburn has been swept in Oxford three straight series after winning back-to-back in 2010-12.

PITCHING MATCHUP

AUBURN		OLE MISS	
FRI	SR RHP Cody Greenhill (2-0, 1.88)	vs.	JR RHP Gunnar Hoglund (2-0, 3.04)
SAT	SO RHP Mason Barnett (2-0, 0.51)	vs.	SO RHP Drew McDaniel (2-0, 1.80)
SUN	TBA	vs.	SO RHP Derek Diamond (1-2, 5.21)

GAME INFO

Date: Friday-Sunday, Mar. 19-21, 2021
Game Time: 6:30 p.m. / 1:30 p.m. / 1:30 p.m.
Site: Oxford, Miss. / Swayze Field (11,477)
TV: SEC Network+
Talent (Fri): Will Kollmeyer, Matt McLaughlin
Talent (Sat-Sun): Richard Cross, Matt McLaughlin
Radio: 95.9/93.9 FM | AuburnTigers.com | TuneIn
Talent: Andy Burcham, Brad Law
Live Stats: StatBroadcast.com
Twitter Updates: @AuburnBaseball
Postgame Recap: AuburnTigers.com
Series History: Auburn leads, 3-2
Auburn: Auburn leads, 3-2
Nashville: Never met
Neutral: Never met
Last Meeting: Lipscomb 8, Auburn 7 (3/5/17)
Streak: L1

AUBURN

11-5, 0-0 SEC

Team Leaders

Batting Average: JR IF **Tyler Miller** (.433)
Runs: SO IF **Bryson Ware** (19)
2B: GR IF **Rankin Woley** (5)
HR: JR IF **Tyler Miller** (6)
RBI: JR IF **Tyler Miller** (26)
Stolen Bases: JR OF **Kason Howell** (5-7)

OLE MISS

13-4, 0-0 SEC

Team Leaders

Batting Average: SO IF **Peyton Chatagnier** (.370)
Runs: Two tied (18)
2B: SO IF **Peyton Chatagnier** (5)
HR: SR IF **Tim Elko** (7)
RBI: SR IF **Tim Elko** (24)
Stolen Bases: JR IF **Justin Bench** (4-6)

Pos.	#	Player	AVG	AB	R	H	2B	3B	HR	RBI	SB-SBA	BB
C	41	Steven Williams	.263	57	16	15	4	0	3	15	0-0	13
1B	10	Tyler Miller	.433	60	17	26	2	1	6	26	2-2	3
2B	19	Brody Moore	.328	58	14	19	3	0	1	19	0-2	6
3B	4	Rankin Woley	.304	56	16	17	5	0	2	7	1-1	6
SS	9	Ryan Bliss	.357	56	13	20	3	0	4	10	3-4	9
LF	1	Judd Ward	.294	34	10	10	1	0	2	6	0-0	7
CF	5	Kason Howell	.259	54	8	14	2	0	1	10	5-7	11
RF	8	Bryson Ware	.333	57	19	19	4	1	2	15	3-4	9
DH	16	Cam Hill	.400	30	5	12	1	1	2	16	0-0	5

AUBURN'S RECORD WHEN...

	2021	Under Thompson
Overall	11-5	165-120
SEC	0-0	53-66
Non-Conference	11-5	100-44
Postseason	0-0	15-13
Home	8-3	114-52
Away	2-0	35-51
Neutral	1-2	14-15
Current streak	W1	W1
Last 5 games	3-2	3-2
Last 10 games	6-4	6-4

Situational:

AU scores first	10-2	111-40
Opp. scores first	1-3	54-80
AU scores 4+ runs	10-3	151-47
AU scores 3 runs or less	1-2	14-73
AU leads after 7 innings	8-2	134-12
8 innings	9-2	154-11
AU trails after 7 innings	1-3	12-91
8 innings	0-3	4-96
Game tied after 7 innings	1-0	16-14
8 innings	1-0	3-9
Extra Innings	1-2	7-12
1-run games	2-1	31-30
2-run games	1-1	18-9
3-run games	0-0	18-16
Games decided by 5+ runs	8-3	83-38
vs. LH Starter	3-3	51-37
vs. RH Starter	8-2	114-83
More hits than opponent	11-1	125-21
Fewer hits than opponent	0-4	25-91
Hits are tied	0-0	13-9
AU has 10+ hits	7-3	102-44
Opp. has 10+ hits	0-4	38-74
Hit a home run	7-4	105-41
Opp. hits a home run	3-4	64-73
AU quality start	2-0	56-18
Opp. quality start	2-0	21-47
AU commits no errors	5-0	72-29
Opp. commits no error	2-2	41-60

By Day:

Sunday	2-2	26-23
Monday	0-0	1-2
Tuesday	3-0	34-15
Wednesday	1-0	13-5
Thursday	0-0	5-11
Friday	2-2	40-26
Saturday	3-1	43-36
Day Games (first pitch before 6 p.m.)	10-5	102-65
Night Games (first pitch after 6 p.m.)	1-0	63-55
Doubleheaders	0-0	20-10

By Month:

February	6-2	41-12
March	5-3	61-29
April	0-0	31-36
May	0-0	21-35
June	0-0	10-7

By Jersey:

White	1-3	49-28
Blue	4-1	29-22
Orange	2-0	36-23
Gray	1-0	17-30
Pinstripes	3-1	24-15
Cream Throwback	0-0	8-2

UNIVERSITY INFORMATION

Location	Auburn, Ala.
Enrollment	30,440
Founded	October 1, 1856
Nickname	Tigers
Colors	Burnt Orange and Navy Blue
President	Dr. Jay Gogue
Athletics Director	Allen Greene
Conference	Southeastern (SEC West)
Stadium / Capacity	Samford Stadium-Hitchcock Field at Plainsman Park / 4,096
Ticket Office Phone	855-282-2010

BASEBALL COACHING / SUPPORT STAFF

Head Coach	Butch Thompson (Birmingham-Southern, 1992)
Record at Auburn / Seasons	165-120 (.579) / 6th
Career Coaching Record / Seasons	204-141 (.591) / 7th
Assistant Coach	Karl Nonemaker (Vanderbilt, 2002)
Assistant Coach	Gabe Gross (Auburn, 2012)
Volunteer Assistant	Tim Hudson (Auburn)
Student Assistant	Dan Gamache (Auburn)
Director of Operations	Greg Drye (Southern Miss, 1998)
Player Development & Data Analyst	Blake Logan (Auburn, 2017)
Athletic Trainer	Anthony Sandersen (South Dakota State, 2004)
Strength & Conditioning	Chris Joyner (Minnesota State - Mankato, 2001)

PROGRAM HISTORY

Modern Era Program Record (since 1949)	1,974-1,353-4 (.593)
College World Series Appearances / Last	5 / 2019
College World Series Record	3-10 (.231)
NCAA Regional Appearances/ Last	22 / 2019
NCAA Regional Record	51-45 (.531)
NCAA Super Regional Appearances / Last	3 / 2019
NCAA Super Regional Record	3-5 (.375)
Last Postseason Opponent	Louisville / 2019 College World Series
Result	Lost, 5-3

POSTSEASON HISTORY

College World Series Appearances: 5 (1967, 1976, 1994, 1997, 2019)

Super Regional Appearances: 3 (1999, 2018, 2019)

NCAA Regional Appearances: 22 (1963, 1967, 1976, 1978, 1987, 1989, 1993-95, 1997-2003, 2005, 2010, 2015, 2017, 2018, 2019)

NCAA Regional Titles: 7 (1967, 1976, 1994, 1997, 1999, 2018, 2019)

MEDIA RELATIONS

Baseball Contact: George Nunnelley, Asst. Director - Athletics Comm.
Cell: 502-609-9982
Email: gnunnelley@auburn.edu
Twitter: @gnunnelley
Associate AD: Kirk Sampson

2021 AUBURN BASEBALL ROSTER

No.	Name	Pos.	Cl.	B/T	Ht.	Wt.	Exp.	Hometown (Previous School)
1	Judd Ward	OF	Sr.	L/R	6-1	195	3L	Russellville, Ala. (Russellville)
2	Josh Hall	OF	R-So	L/R	5-9	185	TR	Homewood, Ala. (Ole Miss)
3	Brayton Brown	OF	So.	R/R	5-9	190	1L	Selma, Ala. (Morgan Academy)
4	Rankin Woley	IF	Gr.	R/R	6-0	210	2L	Atlanta, Ga. (Chattahoochee Valley)
5	Kason Howell	OF	Jr.	R/R	6-0	185	2L	Argyle, Texas (Liberty Christian)
6	Bobby Peirce	OF	R-So.	R/R	6-2	195	JC	Scottsdale, Ariz. (South Mountain)
7	Cole Foster	IF	Fr.	S/R	6-1	190	HS	Plano, Texas (Plano Senior)
8	Bryson Ware	IF	So.	R/R	6-2	195	JC	Madison, Miss. (Pearl River)
9	Ryan Bliss	IF	Jr.	R/R	5-9	165	2L	LaGrange, Ga. (Troup)
10	Tyler Miller	IF/OF	Jr.	L/R	6-2	193	1L	Spanish Fort, Ala. (East Mississippi)
11	Kade Snell	LHP	Fr.	L/L	6-1	225	HS	Dothan, Ala. (Wicksburg)
12	Carter Frederick	RHP/OF	Fr.	R/R	6-4	225	HS	Chelsea, Ala. (Chelsea)
13	Ben Schorr	C	Fr.	R/R	6-1	205	HS	Columbus, Ga. (Columbus)
14	Brooks Fuller	LHP	Jr.	L/L	6-2	215	2L	Auburn Ala. (Auburn)
16	Cam Hill	DH/LHP	Fr.	L/L	6-3	210	HS	Madison, Ala. (Bob Jones)
17	Ryan Dyal	C	R-Fr.	L/R	6-0	190	HS	Senoia, Ga. (East Coweta)
18	Mason Barnett	RHP	So.	R/R	6-1	205	1L	Cartersville, Ga. (Cartersville)
19	Brody Moore	IF/UTL	Jr.	R/R	6-0	185	2L	Oneonta, Ala. (Oneonta)
20	Cody Greenhill	RHP	Sr.	R/R	6-4	216	3L	Russellville, Ala. (Russellville)
21	Trace Bright	RHP	So.	R/R	6-4	185	1L	Montgomery, Ala. (Trinity Presbyterian)
22	Garrett Wade	LHP	Jr.	L/L	6-2	205	2L	Hartselle, Ala. (Hartselle)
23	Peyton Glavine	LHP	R-Jr.	R/L	5-11	176	2L	Alpharetta, Ga. (Blessed Trinity)
24	Peyton Sybrandt	C	Fr.	L/R	6-3	210	HS	Baton Rouge, La. (Episcopal School)
25	Johnny Ceccoli	IF/OF	So.	L/R	6-2	210	1L	Tyler, Texas (All Saints Episcopal)
26	Hayden Mullins	LHP	So.	L/L	6-0	185	1L	Gallatin, Tenn. (Hendersonville)
27	Seb Thomas	RHP	So.	R/R	6-5	250	1L	Brookhaven, Ga. (Marist)
28	Nate LaRue	C	So.	R/R	6-3	210	1L	Mobile, Ala. (McGill-Toolen)
29	Carson Skipper	LHP	Jr.	L/L	6-3	210	2L	Trussville, Ala. (Hewitt-Trussville)
32	Carson Swilling	RHP	Fr.	R/R	6-1	185	HS	Smiths Station, Ala. (Smiths Station)
33	Will Morrison	RHP	R-So.	R/R	6-2	190	1L	Cullman, Ala. (Cullman)
34	John Samuel Shenker	IF	R-Jr.	R/R	6-3	250	1L	Albany, Ga. (Colquitt County)
36	Jack Sokol	RHP	Fr.	R/R	6-4	192	HS	New Albany, Ohio (New Albany)
40	Blake Burkhalter	RHP	So.	R/R	6-0	185	1L	Dothan, Ala. (Northview)
41	Steven Williams	OF	Sr.	L/R	6-3	216	3L	Albany, Ga. (Deerfield-Windsor)
43	Richard Fitts	RHP	Jr.	R/R	6-3	215	2L	Helena, Ala. (Helena)
44	Jack Owen	LHP	Sr.	L/L	6-2	204	3L	Aliso Viejo, Calif. (JSerra)
45	Joseph Gonzalez	RHP	Fr.	R/R	6-4	215	HS	Humacao, P.R. (Leadership Christian Academy)
47	Garrett Farquhar	IF	Sr.	R/R	5-11	185	1L	Hoover, Ala. (Shelton State)

COACHES & STAFF

30	Butch Thompson	Head Coach	Sixth Year
35	Karl Nonemaker	Assistant Coach	Fourth Year
39	Gabe Gross	Assistant Coach	Fourth Year
15	Tim Hudson	Volunteer Assistant Coach	Second Year
	Dan Gamache	Student Assistant Coach	Second Year
	Greg Drye	Director of Operations	Sixth Year
	Anthony Sandersen	Athletic Trainer	Fourth Year
	Blake Logan	Player Development & Data Analyst	Second Year
	Chris Joyner	Strength & Conditioning	Third Year

PRONUNCIATION GUIDE

Johnny CECCOLI	Suh-CO-lee
Ryan DYAL	DIAL
Garrett FARQUHAR	FAR-kwar
KASON Howell	KAY-son
Ben SCHORR	SHORE
John Samuel SHENKER	SHANK-er
Jack SOKOL	SOAK-ull
Peyton SYBRANDT	SIGH-brandt
Rankin WOLEY	WOE-lee

30 BUTCH THOMPSON HEAD COACH

THE AUBURN SKIPPER

- Eight College World Series appearances / 17 postseason appearances
- 2013 National Runner-up (Mississippi State)
- 2001 National Champion (Birmingham-Southern)
- 2014 Baseball America/ABCA National Assistant Coach of the Year
- 2006 FCA Coach of the Year
- Coached 16 pitchers who went on to pitch in the Major Leagues
- Recruited and coached 32 pitchers who were drafted out of college that weren't drafted out of high school

Butch Thompson enters his sixth season at the helm of the program in 2020, posting a record of 154-115 in his first five seasons. He led the program to the first College World Series appearance in 22 years in 2019 and has taken the Tigers to three straight regionals for the first time since 2001-03.

Butch Thompson was named Auburn's head baseball coach on October 22, 2015 and enters his sixth season with the Tigers in 2021.

Thompson, who spent three seasons as an assistant coach and recruiting coordinator at Auburn from 2006-08, returned to The Plains after seven seasons at Mississippi State as both associate head coach and pitching coach.

A native of Amory, Miss., Thompson has coached 30 Division I All-Americans and 39 all-conference performers. He has seen 16 of his former pitchers make their Major League Baseball debuts, including 10 since 2014. Thompson has also turned 32 pitchers who went undrafted out of high school into MLB draft picks.

Thompson had three pitchers drafted in the first 11 rounds in 2014 and five pitchers drafted, including three in the top 10 rounds, in 2013. He added a first-round selection in the 2016 draft, a third-round pick in Keegan Thompson in 2017 and the first No. 1 overall pick in program history in Casey Mize in 2018. With Tanner Burns also going as a supplemental first round pick in 2020, Auburn became one of four programs with a pair of pitchers drafted in the first round in the last three years.

Along with his pitching pedigree, Thompson is also considered one of the top recruiters in the country. Since 2003, he has secured 13 recruiting classes that were ranked in the top 10 by either Baseball America or Perfect Game, including the No. 5 signing class in 2017 and a program record No. 4 class in 2018. His classes signed from 2006-08 at Auburn each ranked in the top 18 nationally, including the No. 5 class in 2008, which included All-American and SEC Player of the Year Hunter Morris.

In 28 years of coaching at the collegiate level, including 19 in the Southeastern Conference, Thompson has coached eight College World Series participants, including leading the Tigers to the program's first trip to the College World Series in 22 years in 2019. Thompson has also coached one national champion and a national runner-up, won nine conference championships and made 17 postseason appearances. He has also served as an assistant under three National Coach of the Year recipients.

Thompson was named the 2006 Fellowship of Christian Athletes SEC Coach of the Year while at Auburn and the 2014 Baseball America and American Baseball Coaches Association (ABCA) National Assistant Coach of the Year while at Mississippi State.

Thompson has returned the Tigers to prominence in five seasons on The Plains as he has guided the team to a 154-115 overall record and three straight NCAA Tournament appearances for the first time since 2001-03, including back-to-back super regionals for the first time in program history. After advancing to the College World Series in 2019 and a winner-take-all game three in the Gainesville Super Regional in 2018, the Tigers have finished each of the last two full seasons ranked as high as No. 8 and No. 9, respectively. It marked the third time in program history the team has finished back-to-back seasons in the top 10.

Entering the 2019 postseason as the No. 2 seed in the Atlanta Regional, Auburn became the only program to sweep a regional on the road in each of the last two seasons before also becoming the first team to defeat North Carolina in a Chapel Hill Super Regional in 2019, punching its ticket to Omaha for the first time since 1997.

In seven seasons at MSU, Thompson made four NCAA regional trips, two Super Regionals, won the SEC Tournament and advanced to the College World Series finishing as NCAA runner-up in 2013. In three of his last four seasons in Starkville, the Bulldogs' staff ERA finished no higher than 3.06. Thompson's 2013 pitching staff was one of two nationally to finish in the top 15 in ERA, strikeouts per nine



innings and hits allowed per nine innings.

In addition to his experience at Auburn and Mississippi State, Thompson also spent four seasons at Georgia from 2002-05, including a trip to the College World Series in 2004. While there, he guided the development of future Major Leaguers Josh Fields, Mitchell Boggs and Brooks Brown.

Thompson launched his coaching career as pitching coach and top assistant at Huntingdon College (Ala.) in 1993, before returning to his alma mater in Birmingham, where he helped lead the Panthers to back-to-back Southern States Conference Championships and in 1995 coached BSC to its first NAIA World Series berth.

Thompson left BSC briefly to serve as head coach at Jefferson State Community College in Birmingham in 1997. While at JSCC, he was honored as the Regional Tournament Coach of the Year, the ABCA Alabama Junior College Coach of the Year and the Southeast Region Coach of the Year after guiding JSCC to a 39-21 mark, the AJCAA Region 22 State Championship and a third-place finish in the NJCAA Division II World Series.

He returned to Birmingham-Southern as top assistant the following season, beginning a four-year run during the most successful span in BSC baseball history. The Panthers won 196 games and four TranSouth Conference Championships and made three-consecutive appearances in the NAIA World Series. BSC's 2001 team posted a school-best 55-11 mark and captured the NAIA National Championship.

In 2002, Thompson joined the SEC baseball coaching fraternity as a pitching coach and recruiting coordinator at Georgia and has been a part of the league for the past 17 seasons.

Thompson currently serves as the large-school representative for the Alabama Baseball Coaches Association and is an All-American committee member representing the South region for the ABCA.

Thompson prepped at Amory (Miss.) High School and later starred as a pitcher at Itawamba (Miss.) Community College from 1989-90. On Oct. 25, 2014, Thompson was inducted into the ICC Athletic Hall of Fame.

He earned a Bachelor's Degree in History at BSC in 1992 and completed a Master's Degree in Sports Administration at UAB in 1996. He is married to the former Robin Ashe of Birmingham, Ala., and they are the parents of three daughters --- Anna, Olivia and Madelyn Gail.

NATIONAL POLLS

NEWS & NOTES

BASEBALL AMERICA

Mar. 15

1. Arkansas*
2. Mississippi State*
3. Vanderbilt
4. Ole Miss*
5. Miami
6. Florida*
7. Texas Tech
8. Louisville
9. East Carolina
10. Texas
11. Georgia Tech*
12. South Carolina
13. Virginia Tech
14. North Carolina
15. Notre Dame
16. Oregon
17. Arizona
18. Tennessee
19. Pittsburgh
20. Michigan
21. Boston College*
22. Alabama*
23. UCLA
24. TCU
25. Oklahoma State

D1 BASEBALL

Mar. 15

1. Arkansas*
2. Vanderbilt
3. Mississippi State*
4. Ole Miss*
5. Florida*
6. Miami
7. Texas Tech
8. Louisville
9. East Carolina
10. Texas
11. UCLA
12. Georgia Tech*
13. Tennessee
14. Oklahoma State
15. TCU
16. South Carolina
17. Notre Dame
18. Pittsburgh
19. LSU*
20. Oregon
21. UC Santa Barbara
22. Michigan
23. Oregon State
24. Boston College*
25. Virginia Tech

USA TODAY

Mar. 15

1. Arkansas*
2. Vanderbilt
3. Mississippi State*
4. Ole Miss*
5. Florida*
6. Texas Tech
7. Louisville
8. Miami
9. East Carolina
10. Tennessee
11. Oklahoma State
12. Texas
13. UCLA
14. Georgia Tech*
15. LSU*
16. TCU
17. South Carolina
18. Notre Dame
19. Oregon
20. Oregon State
21. Arizona
22. UC Santa Barbara
23. Arizona State
24. Michigan
25. Alabama*

NCBWA

Mar. 15

1. Arkansas*
2. Vanderbilt
3. Mississippi State*
4. Texas Tech
5. Ole Miss*
6. Florida*
7. East Carolina
8. Miami
9. Louisville
10. UCLA
11. Tennessee
12. Oklahoma State
13. LSU*
14. Texas
15. South Carolina
16. Georgia Tech*
17. TCU
18. Oregon State
19. Arizona
19. Alabama*
21. Oregon
22. UC Santa Barbara
23. Georgia*
24. Notre Dame
25. Michigan

PERFECT GAME

Mar. 15

1. Arkansas*
2. Vanderbilt
3. Mississippi State*
4. Florida*
5. Ole Miss*
6. Miami
7. Louisville
8. Texas Tech
9. East Carolina
10. Indiana
11. Arizona State
12. Arizona
13. LSU*
14. Georgia Tech*
15. Texas
16. Michigan
17. Oregon
18. Notre Dame
19. Tennessee
20. UCLA
21. South Carolina
22. North Carolina
23. TCU
24. Oklahoma State
25. Boston College*

COLLEGIATE BASEBALL

Mar. 15

1. Arkansas*
2. Vanderbilt
3. Florida
4. Ole Miss*
5. Texas Tech
6. Mississippi State*
7. Georgia*
8. East Carolina
9. Oklahoma State
10. LSU*
11. Louisville
12. Arizona State
13. Michigan
14. Texas
15. UCLA
16. Miami
17. North Carolina
18. South Carolina
19. Oregon
20. Georgia Tech*
21. Arizona
22. Oregon State
23. Notre Dame
24. Alabama*
25. Texas A&M*

AUBURN IN THE POLLS

BA D1 CB NC PG USA

Pre. NR 23 NR 25 17 NR
 2/22 NR 21 NR 22 17 --
 3/1 NR NR NR NR 22 25
 3/8 NR NR NR NR NR NR
 3/15 NR NR NR NR NR NR

KILLER B'S: BULL AND BARNETT

- Cody Greenhill (AKA Bull) and Mason Barnett have combined to turn in the following stat line this season: 4-0, 1.16 ERA, 13 BB, 31 K, .168 B/AVG.
- The duo turned in back-to-back shutouts vs. Little Rock last weekend. Greenhill pitched 5.0 scoreless and struck out five, while Barnett turned in a season high 7.0 scoreless with nine strikeouts.
- Bull and Barnett combined to throw 149 pitches in 12.0 innings last weekend, ninety-nine of which were strikes.

DIGGING THE LONG BALL

- Auburn hit four home runs for the second time this season at Lipscomb Tuesday, pushing its season total to 25 home runs thru 16 games.
- The Tigers 25 homers through 16 games is tied with the pace the 2010 team that set the single season program record with 131 home runs was on thru 16 games.
- Kason Howell became the 11th player to homer in a game with his first career long ball at Lipscomb Tuesday. The Tigers haven't had 11 players homer in a season since 2010.

THE SWITCH UP

- Auburn hasn't announced the same weekend rotation through five weeks this season.
- The Tigers have also used 14 different starting lineups through 16 games.

MISSING PIECES

- Auburn's potential opening weekend rotation of Richard Fitts, Cody Greenhill and Jack Owen have all missed time due to injuries this season.
- Owen is yet to pitch, while Greenhill missed a start vs. Boston College and Fitts will miss his second straight start this weekend.
- The trio entered the season with 112 combined appearances in their careers but have combined to make just seven combined appearances through four weeks.

DEPTH FOR DAYS

- Seventeen Auburn players have earned at least one start through 16 games this season.
- Nine players with 10 or more at-bats are hitting .300 or better and three players are hitting .400 or higher.
- Fourteen pitchers have made an appearance this season, including 13 who have made three or more.

PROLIFIC OFFENSE

- Auburn finished the shortened 2020 season as the national leader in batting average (.330) and also ranked in the top 10 in the country in hits (210), doubles (51), runs (158) and on-base percentage (.421).
- Through 16 games, the Tigers have scored 149 runs on 185 hits and are hitting .322 with a .417 on-base percentage.
- Auburn has more hits (395) than any other D1 team and the fourth most and runs (307) since the start of 2020.

A NEW JOURNEY

- Twenty-three players on Auburn's 38-man roster have yet to play in a SEC game.
- The Tigers were set to host Texas A&M in its SEC opener a season ago, but COVID-19 shut the season down a day before the series began.

NON-CONFERENCE SUCCESS

- Auburn is 63-20 (.759) against non-conference opponents in the regular season since 2018, including 38-11 (.776) on the weekend.

100 HIT CLUB

- Auburn has four players with 100+ hits in an Auburn uniform - Steven Williams (155), Judd Ward (124), Ryan Bliss (119) and Rankin Woley (116).
- The Tigers are one of two teams in the country (Wake Forest) to have four players with 100+ hits.
- Both teams have a fifth player approaching 100 career hits as Auburn center fielder Kason Howell has 87 career hits and Wake Forest infielder Michael Turnconi has 86 career hits.

IS T-MILL FOR REAL?

- Tyler Miller reached base in nine straight plate appearances from 2/27-3/5, going 8-for-8 with four runs, a double, triple, homer and four RBI during the stretch.
- Miller enters SEC play as the conference leader in average (.433) and RBI (26) and is top three in hits (26), slugging (.800) and total bases (48).
- The Spanish Fort, Alabama, native hit a pair of home runs at Lipscomb Tuesday, marking his eighth game with multiple hits and sixth with multiple RBI this season.

BLISSSTERING BASEBALLS

- Shortstop Ryan Bliss has started and played in all but two games since stepping foot on campus in 2019.
- Bliss has multiple hits in 34 of 70 games since April 1, 2019 and is hitting .339 (95-for-280) during the span.

RANKIN IS ROLLIN'

- Rankin Woley is riding a season high nine-game hitting streak and is hitting .371 (13-for-35) during the span.
- The graduate third baseman is hitting .363 (45-for-124) with 29 runs, 13 doubles, four home runs and 29 RBI in 32 games since the start of last season.

SWING IT, STEVEN

- Senior outfielder Steven Williams ranks second among active SEC players in hits (155), home runs (26) and RBI (114).
- Williams would enter the top 10 in program history with nine or more home runs.

GETTING IT STARTED

- Prior to Ryan Bliss missing two games against Alabama A&M, Judd Ward and Bliss had hit first and second in the Auburn lineup in 47 straight games dating back to 2019.
- During the 47-game span, the duo hit .318 (124-for-390) with 87 runs, 23 doubles, three triples, 11 home runs and 68 RBI.

PROVEN VETERANS

- Seniors Cody Greenhill and Jack Owen entered the season as two of eight SEC pitchers with a career sub-4.00 ERA and 100+ IP.
- Greenhill entered 2021 with a 2.63 ERA in 133.2 IP while Owen had turned in a 3.76 clip in 124.1 IP.

RECORD-SETTING PERFORMANCE

- Auburn set the program record with 33 runs in a win against Alabama A&M on Feb. 24, eclipsing the previous mark of 32 runs against Troy on Mar. 2, 1994.
- The Tigers also tied the program record with 27 hits in the contest, matching the previous record set in the same game against the Trojans.
- The team scored 14 runs in the fourth inning, coming up two runs shy of the program record.
- Twelve players recorded a hit in the game and 10 had two or more, including all nine in the starting lineup.
- Nine players drove in two or more runs, including four players with four or more RBI, led by Brody Moore's seven.
- The Tigers totaled 11 doubles in the game and three players had a pair of two-baggers. It marked the first time since 2010 the team hit 10 or more doubles in a game.
- Bryson Ware set the single-game program record by scoring six runs in the contest.

ON THE ROAD AGAIN

- Auburn's trip to Round Rock, Texas, for the Round Rock Classic from Feb. 26-28 marked the team's first road trip since the program's appearances in the 2019 CWS.
- The Tigers are 2-0 in true road games and 3-2 in games away from Plainsman Park this year.

TOUGH TESTS AHEAD

- Auburn has played four games against ranked opponents this season (#25 Oklahoma, #18 Boston College).
- The Tigers are scheduled to play eight other opponents ranked in the top 25 of one of the six major polls, including four of the top five in D1 Baseball's latest top 25.

WEALTH OF EXPERIENCE

- The Tigers return 12 position players, including seven players who started 10 or more games, and 10 pitchers from last year's team.
- The returning position players accounted for 76 percent of the runs, 77 percent of the RBI and 79 percent of the Tigers' hits in 2020.
- Despite losing two weekend starters in Tanner Burns and Bailey Horn, the returning pitchers accounted for 62 percent of the strikeouts, 66 percent of the innings pitched and 71 percent of the team's appearances in 2020.

MR. 200

- Including a season at Jefferson State Community College, head coach Butch Thompson recorded his 200th career win in a 16-1 victory against Boston College on Mar. 6.

HOME SWEET HOME

- Thirty-one games are scheduled to be played at Plainsman Park in 2021, including 11 of the first 15, which the team just wrapped up against Little Rock last weekend.
- The Tigers are 95-37 (.720) at home since the start of the 2017 season and 72-24 (.750) at home since the start of the 2018 season.

ALL-SEC

- Ryan Bliss and Rankin Woley held down the left side of the infield on the Preseason All-SEC Team selected by the leagues head coaches earlier this month.
- The tandem are the first shortstop and third baseman teammates to both be named First Team Preseason All-SEC since Dalton Guthrie and Jonathan India of Florida in 2017.

ALL-AMERICA

- Three Tigers have been represented on Preseason All-America teams in Ryan Bliss, Richard Fitts and Rankin Woley.
- Baseball America: Bliss and Fitts (3rd)
- Collegiate Baseball: Bliss and Woley (3rd)
- D1 Baseball: Fitts (2nd)
- NCBWA: Woley (2nd)
- Perfect Game: Bliss (3rd)

HISTORIC RUN

- Auburn's appearance in the 2019 College World Series was the team's fifth all-time and the first since 1997.
- The Tigers have been to three straight regionals for the first time since 2001-03 and two straight super regionals for the first time in program history.
- The team has won 118 games in the last three full seasons, marking the most wins in a three-year span since winning 124 games from 1999-2001.

MLB SUCCESS ON STAFF

- With the addition of Tim Hudson prior to the 2020 season, Auburn's coaching staff has 62 years of experience in professional baseball, including 32 years in the MLB.
- Other members of the coaching and support staff with professional experience include Gabe Gross, Karl Nonemaker, Dan Gamache, Chris Joyner and Anthony Sandersen.

AUBURN IN THE MLB DRAFT

- The 2020 MLB Draft marked the 46th consecutive year Auburn had at least one player selected, tied for the longest active streak in the SEC.
- With Tanner Burns and Bailey Horn going in the first and fifth rounds, it marked the third time in program history two pitchers were drafted in the first five rounds, including the first time since 1997.
- It also marked the first time the team has had a top-seven round pitcher in four straight drafts in program history.

THE LAST TIME...

BATTING SUPERLATIVES

5 hits in a game	Anfernee Grier at Kennesaw St. [5-for-6] (4/12/16)
6 hits in a game	Tyler Johnstone vs. Elon [6-for-7, 2B, 3B] (2/25/05)
Reached base 6 times	Bryson Ware vs. Alabama A&M [3-5, 3B] (2/24/21)
4 runs in a game	Judd Ward vs. Presbyterian (2/19/21)
5 runs in a game	Rankin Woley vs. #18 Boston College (3/6/21)
6 runs in a game	Bryson Ware vs. Alabama A&M (2/24/21)
10-game hitting streak	Rankin Woley, 10 games (2/22-3/8/20)
15-game hitting streak	Jonah Todd, 16 games, (4/8-5/7/17)
20-game hitting streak	A. Grier, 22 games, (5/31/15-3/22/16)
25-game hitting streak	Justin Fradejas, 27 games (3/23-5/7/10)
30-game hitting streak	Casey Dunn, 31 games (2/22 [G1]-4/15/97)
3 doubles in a game	Jordan Ebert vs. Southern (2/26/16)
4 doubles in a game	Ken Dempsey vs. Georgia (1971)
2 triples in a game	Jay Gonzalez vs. Alabama State (2/28/12)
3 triples in a game	never
2 home runs in one game	Tyler Miller at Lipscomb (3/16/21)
3 home runs in one game	Tony Caldwell at Kentucky (4/9/11)
7 RBI in a game	Brody Moore vs. Alabama A&M (2/24/21)
8 RBI in a game	Justin Bryant at Georgia (3/19/10)
9 RBI in a game	Hunter Morris at Georgia (3/21/10)
10 RBI in a game	Bob Berry vs. Huntington (4/15/82)
Grand slam home run	Cam Hill vs. #18 Boston College (3/6/21)
Inside-the-park home run	Edouard Julien vs. Georgia Southern (2/17/19)
HR to begin game	Will Holland at #5 Ole Miss (5/12/18)
Two HR in one inning	Dan Glevenyak at Jacksonville State (8th) (5/7/13)
HR in consecutive at-bats	Tyler Miller at Lipscomb (3/16/21)
HR in three consecutive at-bats	Edouard Julien vs. Alabama A&M/at UCF (2/20-22/19)
HR in consecutive games	Cam Hill vs. #18 Boston College (3/6-7/21)
HR in three consecutive games	Conor Davis vs. Alabama A&M/Wright State (2/25-28/20)
HR in three consecutive SEC games	Trent Mummy (4/17-23/10)
HR in four consecutive games	Joseph Sanders (5/10-15/08)
HR in four consecutive SEC games	Mike Bianucci (5/2-9/08)
HR in five consecutive games	Tim Lemons (4/6-10/85)
Walk-off HR	Steven Williams at #7 Georgia Tech (6/1/19)
Pinch-hit HR	Johnny Ceccoli vs. Oakland (2/19/20)
Pinch-hit grand slam	Edouard Julien vs. BYU (G1 - 3/3/18)
HR in first at-bat of season	Steven Williams vs. Longwood (2/17/18)
HR in both games of DH	Dylan Ingram at #7 Mississippi St. (4/29/17)
Hit for the cycle	Judd Ward [3B, 1B, HR, 2B] vs. Illinois-Chicago (G1 - 2/15/20)
Hit from both sides of plate in same inning	Damon Haecker [5th inn.] vs. Jacksonville St. (3/15/17)
Two hits in same inning	Brody Moore [1B, 1B] vs. Alabama A&M [1st] (2/23/21)
Stole home	Justin Hargett vs. Davidson (Gm 2) [4th] (G1 - 3/3/10)
Stole two bases in a game	Josh Hall vs. Alabama A&M (2/23/21)
Stole three bases in a game	Anfernee Grier vs. Southern (2/26/16)
Hit by a pitch 2 times in a game	Rankin Woley vs. #18 Boston College (3/6/21)
Hit by a pitch 3+ times in a game	Dan Glevenyak at Alabama (4) (4/11/14)
Scored 20 or more runs	20 vs. Wright State (2/29/20)
Scored 25 or more runs	25 vs. Longwood (2/17/18)
Scored 30 or more runs	33 vs. Alabama A&M (2/24/21)
Scored 5 runs in an Inning	5, vs. Little Rock (5th) (3/12/21)
Scored 6 runs in an Inning	6, vs. Oakland (8th) (2/19/20)
Scored 7 runs in an Inning	7, vs. Chicago State (3rd) (3/8/20)
Scored 8 runs in an Inning	8, at UAB (5th) (3/19/19)
Scored 9 runs in an Inning	9, vs. Alabama (9th) (5/5/19)
Scored 10+ runs in an Inning	14, vs. Alabama A&M (4th) (2/24/21)
Recorded 10+ hits in an Inning	11, vs. Furman (5th) (2/12/00)
Scored in every inning	vs. Coppin State (3/18/14)
Recorded 15-19 hits	17, vs. Chicago State (3/8/20)
Recorded 20 or more hits	27, vs. Alabama A&M (2/24/21)
Hit 3 or more home runs in an inning	3, vs. Northeastern (6th) (G1 - 3/10/18)
Hit 3 or more home runs in a game	4, at Lipscomb (3/16/21)
Hit 5 or more home runs in a game	6, vs. Northeastern (G1 - 3/10/18)
Hit 7 or more home runs in a game	7, vs. Mississippi State (5/8/10)
Hit back-to-back home runs	S. Williams & R. Woley at #4 Mississippi State (6th) (3/22/19)
Hit back-to-back-to-back home runs	B. Fletcher, H. Morris & K. Patterson vs. Mississippi State (5th) (5/8/10)
Had 5 doubles	5, vs. Oakland (2/19/20)
Had 6 doubles	6, vs. Georgia Tech (3/13/18)
Had 7 doubles	7, vs. Chicago State (3/8/20)
Had 8 doubles	8, vs. BYU (G1 - 3/3/18)
Had 9+ doubles	11, vs. Alabama A&M (2/24/21)
Stole 5 bases in a game	5, vs. Bethune-Cookman (5/6/14)
Stole 6 bases in a game	6, vs. #21 Tennessee (3/17/19)
Stole 7 bases in a game	7, vs. Presbyterian (5/8/12)
Stole 8 bases in a game	8, vs. Alcorn State (2/22/12)
Walked 10+ times	11, vs. Alabama A&M (2/24/21)
Did not strike out in a game	vs. Belmont (3/11/12)

PITCHING SUPERLATIVES

INDIVIDUAL	
Nine-inning no-hitter	Casey Mize vs. Northeastern (3/9/18)
Nine-inning no-hitter (combined)	Mike Mueller [2.0], Lee Carter [1.0], Brandon Channell [1.0], Reid Price [1.0], Andrew Skinner [1.0], Arnold Hughey [1.0], Ken Clayton [1.0], Cory Duettt [0.2], Sean Jones [0.1] vs. UAB (3/19/02)
Seven-inning no-hitter	Jason Johnson vs. LaGrange College (4/30/91)
Nine-inning perfect game	Eric Brandon vs. Murray State (3/2/02)
Seven-inning perfect game	Jason Johnson vs. LaGrange College (4/30/91)
Nine-inning one-hitter (individual)	Keegan Thompson vs. Presbyterian (3/1/14)
Nine-inning one-hitter (combined)	Tanner Burns [7.0], Cody Greenhill [2.0] vs. Chicago State (3/6/20)
Five-inning one-hitter	Kevin Davis [3.2], Jacob Milliman [1.1], vs. Radford (2/22/15)
Nine-inning two-hitter	Tanner Burns [9.0] vs. Cincinnati (3/1/19)
Complete game	Jack Owen vs. UTSA (3/9/19)
Complete game shutout	Jack Owen vs. UTSA (3/9/19)
Consecutive complete games	K. Thompson vs. Arkansas & LSU (4/4 & 4/11/15)
Struck out 10 batters	10 by Tanner Burns vs. Chicago State (3/6/20)
Struck out 11 batters	11 by Bailey Horn vs. Chicago State (3/8/20)
Struck out 12 batters	12 by Casey Mize at Kentucky (3/23/18)
Struck out 13 batters	13 by Casey Mize vs. Texas A&M (3/16/18)
Struck out 15 batters	15 by Tanner Burns vs. Cincinnati (3/1/19)
TEAM	
Struck out 15+ batters	Joseph Gonzalez [7], Hayden Mullins [8] at UAB (3/9/21)
Struck out 20+ batters	Brooks Fuller [4], Ryan Watson [4], Elliott Anderson [3], Cody Greenhill [4], Carson Skipper [3], Garrett Wade [2] vs. #9 Arkansas (4/5/19)
Struck out 15 batters consecutive games	vs. Ga State, at Missouri (4/5-7/16)
Shut out an opponent	6-0 vs. Little Rock (3/13/21)
Consecutive shutouts	7-0 vs. Little Rock / 6-0 vs. Little Rock (3/12-13/21)
Three straight shutouts	2-0 vs. UT Martin / 6-0 vs. UTSA / 5-0 vs. UTSA (3/6-9/19)
Shut out an SEC opponent	7-0 at #12 Texas A&M (4/13/19)
Shut out an SEC opponent on the road	7-0 at #12 Texas A&M (4/13/19)
Consecutive SEC shutouts	5-0 and 4-0 at Miss. State (3/27-28/15)
Consecutive SEC shutouts on the road	5-0 and 4-0 at Miss. State (3/27-28/15)
Was shut out	4-0 at #12 Texas A&M (4/12/19)
Was held to one hit	vs. #24 Missouri (4/1/18)
Was no hit	vs. #13 Arkansas (5/25/17)
FIELDING SUPERLATIVES	
2 errors in a game	Will Holland at #7 Georgia Tech (6/1/19)
3 errors in a game	Luke Jarvis vs. Presbyterian (3/11/17)
4 errors in a game	Brett Burnham at Alabama (4/5/00)
3 double plays turned in a game	vs. Baylor (2/27/21)
4 double plays turned in a game	vs. Georgia Tech (4/4/17)
5 double plays turned in a game	never
Triple play (Auburn)	vs. Memphis (5/22/78)
Triple play (Opponent)	at Florida [4th] (3/15/08)
Threw a runner out at HP to end game	Will Holland vs. Presbyterian (3/12/17)
MISC. SUPERLATIVES	
Won 10 or more consecutive games	15 (2/24-3/22/19)
Won 15 or more consecutive games	15 (2/24-3/22/19)
Won 8 or more consecutive SEC games	9 (4/1-21/95)
Lost 5 or more consecutive games	7 (5/6-5/13/17)
Home winning streak	21 (1964-66)
Road winning streak	14 (1967/1995)
Season-opening winning streak	17 (2/7-3/5/97)
Extra-innings victory	2-1, vs. Presbyterian [10 inn] (2/21/21)
Extra-innings loss	9-11, vs. #18 Boston College [10 inn] (3/7/21)
Swept a 3-game series	vs. Presbyterian (2/19-21/21)
Swept a road series	at Alabama (4/20-21/18)
Swept a road SEC series	at Alabama (4/20-21/18)
Swept a SEC series	vs. #21 Tennessee (3/15-17/19)
Swept a 4-game series	Illinois-Chicago (2/14-16/20)
Swept a doubleheader	Illinois-Chicago (2/15/20)
Allowed 3 runs or fewer in a series	2, vs. Chicago State (3/6-8/20)
Allowed 3 runs or fewer in a SEC series	3 vs. Miss. State (3/27-29/15)
Allowed 4 runs or fewer in a series	3 vs. UTSA (3/8-9/19)
Allowed 4 runs or fewer in a SEC series	4 vs. Georgia (4/23-25/15)
Allowed 3 runs or fewer in a road series	3 vs. Miss. State (3/27-29/15)
Allowed 3 runs or fewer in a SEC road series	3 vs. Miss. State (3/27-29/15)
Overcome a deficit of 7+ runs	7 runs, [7-0, 12-8] vs. Florida A&M (2/22/17)
Won a 1-0 game	vs. Mercer (5/30/15) [NCAA Regional]
Lost a 1-0 game	vs. Ohio State (2/15/14)
Walk-off win	vs. Presbyterian [10 inn.] (2/21/21)
Walk-off loss	vs. Oklahoma [10 inn.] (2/26/21)

16 • CAM HILL LHP

6-3 • 210 • FR • Madison, Ala. • Bob Jones
 • Made his Auburn debut and earned the win in the series finale vs. Presbyterian (2/21)
 • Rated by PG as the No. 36 college prospect for the 2023 MLB Draft

CAREER STATISTICS

YEAR	ERA	W-L	G/S	IP	H	R	ER	BB	K	BAA
2021	30.00	1-0	4/0	3.0	8	10	10	2	4	.500

SEASON HIGHS
 Innings: 1.0, two times
 Hits: 4, vs. BC (3/7)
 Runs: 5, vs. BC (3/7)
 Earned Runs: 5, vs. BC (3/7)
 Strikeouts: 2, two times
 Walks: 1, two times
 Pitches: 30, vs. BC (3/7)

26 • HAYDEN MULLINS LHP

6-0 • 185 • SO • Gallatin, Tenn. • Hendersonville
 • Allowed his first earned run in 14.0 innings last Sunday
 • Earned the win in a career high 4.0 IP with 8 Ks at UAB
 • Rated by Perfect Game as the No. 125 overall prospect and No. 86 college prospect for the 2022 MLB Draft

CAREER STATISTICS

YEAR	ERA	W-L	G/S	IP	H	R	ER	BB	K	BAA
2020	3.68	1-0	5/0	7.1	4	3	3	6	10	.174
2021	0.82	2-0	6/0	11.0	8	2	1	3	19	.190
TOTAL	1.96	3-0	11/0	18.1	12	5	4	9	29	.185

CAREER HIGHS
 Innings: 4.0, at UAB (3/9/21)
 Hits: 3, vs. Little Rock (3/14/21)
 Runs: 3, vs. UCF (2/23)
 Earned Runs: 3, vs. UCF (2/23)
 Strikeouts: 8, at UAB (3/9/21)
 Walks: 3, vs. Wofford (3/11)
 Pitches: 56, at UAB (3/9/21)

SEASON HIGHS
 4.0, at UAB (3/9)
 3, vs. Little Rock (3/14)
 1, two times
 1, vs. Little Rock (3/14)
 8, at UAB (3/9)
 1, three times
 56, at UAB (3/9)

44 • JACK OWEN LHP

6-2 • 204 • SR • Aliso Viejo, Calif. • JSerra Catholic
 • Is one of eight SEC pitchers entering 2021 with a sub-4.00 career ERA and 100+ IP
 • Was selected by the St. Louis Cardinals in the 21st round of the 2019 MLB Draft

CAREER STATISTICS

YEAR	ERA	W-L	G/S	IP	H	R	ER	BB	K	BAA
2018	5.97	2-2	14/7	34.2	43	24	23	16	35	.312
2019	2.75	4-2	14/10	68.2	64	22	21	14	59	.247
2020	3.43	3-1	4/4	21.0	17	10	8	5	25	.215
TOTAL	3.76	9-5	32/21	124.1	124	56	52	35	119	.261

CAREER HIGHS
 Innings: 9.0, vs. UTSA (3/9/19)
 Hits: 9, two times
 Runs: 6, two times
 Earned Runs: 6, two times
 Strikeouts: 10, vs. Cincinnati (3/2/19)
 Walks: 3, four times
 Pitches: 102, vs. LSU (5/23/19)

SEASON HIGHS
 --
 --
 --
 --
 --
 --
 --

29 • CARSON SKIPPER LHP

6-3 • 210 • JR • Trussville, Ala. • Hewitt-Trussville
 • Named to the NCBWA Stopper of the Year watch list
 • Has posted a 0.61 ERA in 12 appearances and 14.2 IP the last two seasons

CAREER STATISTICS

YEAR	ERA	W-L	G/S	IP	H	R	ER	BB	K	BAA
2019	7.46	3-3	17/8	35.0	45	33	29	23	38	.306
2020	1.00	0-0	7/0	9.0	5	1	1	3	12	.167
2021	0.00	0-0	5/0	5.2	3	0	0	1	6	.150
TOTAL	5.44	3-3	29/8	49.2	53	34	30	27	56	.269

CAREER HIGHS
 Innings: 4.2, vs. UTSA (3/9/19)
 Hits: 5, four times
 Runs: 5, two times
 Earned Runs: 5, vs. Arkansas (4/5/19)
 Strikeouts: 8, vs. Alabama A&M (2/19/19)
 Walks: 4, at Georgia Tech (4/16/19)
 Pitches: 78, vs. Arkansas (4/5/19)

SEASON HIGHS
 2.0, vs. OU (2/26)
 1, three times
 0, five times
 0, five times
 3, vs. OU (2/26)
 1, vs. OU (2/26)
 39, vs. OU (2/26)

36 • JACK SOKOL RHP

6-4 • 192 • FR • New Albany, Ohio • New Albany
 • Earned the win in his Auburn debut and first career start vs. Alabama A&M last Tuesday

CAREER STATISTICS

YEAR	ERA	W-L	G/S	IP	H	R	ER	BB	K	BAA
2021	0.00	1-0	1/1	4.0	1	0	0	3	6	.091

CAREER HIGHS
 Innings: 4.0, vs. AAMU (2/24)
 Hits: 1, vs. AAMU (2/24)
 Runs: 0, vs. AAMU (2/24)
 Earned Runs: 0, vs. AAMU (2/24)
 Strikeouts: 6, vs. AAMU (2/24)
 Walks: 3, vs. AAMU (2/24)
 Pitches: 52, vs. AAMU (2/24)

32 • CARSON SWILLING RHP

6-1 • 185 • FR • Smiths Station, Ala. • Smiths
 • Earned his first career win in 3.2 innings of relief at Lipscomb Tuesday
 • Surrendered his first run of the season on a solo HR

CAREER STATISTICS

YEAR	ERA	W-L	G/S	IP	H	R	ER	BB	K	BAA
2021	1.08	1-0	5/0	8.1	4	1	1	1	7	.133

CAREER HIGHS
 Innings: 3.2, at Lipscomb (3/16)
 Hits: 3, at Lipscomb (3/16)
 Runs: 1, at Lipscomb (3/16)
 Earned Runs: 1, at Lipscomb (3/16)
 Strikeouts: 2, two times
 Walks: 1, vs. BC (3/6)
 Pitches: 42, at Lipscomb (3/16)

27 • SEB THOMAS RHP

6-5 • 250 • SO • Brookhaven, Ga. • Marist
 • Leads the team with 13 apps in the last two seasons

CAREER STATISTICS

YEAR	ERA	W-L	G/S	IP	H	R	ER	BB	K	BAA
2020	1.17	0-0	7/0	7.2	4	1	1	4	6	.160
2021	4.50	0-1	6/0	8.0	7	4	4	3	9	.269
TOTAL	2.87	0-1	13/0	15.2	11	5	5	7	15	.216

CAREER HIGHS
 Innings: 2.2, vs. PC (2/21/21)
 Hits: 2, four times
 Runs: 3, vs. BC (3/7/21)
 Earned Runs: 3, vs. BC (3/7/21)
 Strikeouts: 4, vs. BC (3/5/21)
 Walks: 3, vs. Wofford (3/11)
 Pitches: 49, vs. Wofford (3/11)

SEASON HIGHS
 2.2, vs. PC (2/21)
 2, two times
 3, vs. BC (3/7)
 3, vs. BC (3/7)
 4, vs. BC (3/5)
 1, three times
 39, vs. BC (3/5)

AUBURN IN THE NATIONAL AND SEC RANKINGS

(as of Mar. 17)

TEAM	TOTAL	NCAA	SEC
Hits	185	3	3
Runs	149	4	3
Double plays	16	6	2
Shutouts	3	6	3
Scoring	9.3	9	1
Slugging percentage	.528	9	2
Home runs	25	10	3
Sac flies	10	11	3
Average	.322	11	1
Walks	88	16	7
On-base percentage	.417	21	2
Doubles	33	23	5
WHIP	1.15	23	7
BB/9.0 IP	3.11	25	5
21 TRACE BRIGHT	TOTAL	NCAA	SEC
Starts	4	4	1
2 JOSH HALL	TOTAL	NCAA	SEC
Triples	2	17	3
10 TYLER MILLER	TOTAL	NCAA	SEC
RBI	26	3	1
Total bases	48	10	3
Hits	26	12	3
Home runs	6	15	5
8 BRYSON WARE	TOTAL	NCAA	SEC
Runs	19	17	5

3/8	CHICAGO STATE (W, 9-0)	-	-	1.0	0	0	0	1	2	0	0.00	16
3/10	GEORGIA TECH (L, 2-6)	-	-	1.2	2	1	1	1	1	0	1.00	37

2021 - JUNIOR YEAR

Date	Opp (Res.)	DEC	QS	IP	H	R	ER	BB	SO	HR	ERA	NP
2/20	PRESBYTERIAN (W, 6-1)	-	-	1.0	1	0	0	0	1	0	0.00	9
2/24	ALABAMA A&M (W, 33-0)	-	-	1.0	1	0	0	0	0	0	0.00	8
2/26	vs. Oklahoma (L, 3-4 [10])	-	-	2.0	1	0	0	1	3	0	0.00	39
2/28	vs. Texas A&M (W, 6-1)	-	-	1.0	0	0	0	0	1	0	0.00	15
3/7	BOSTON COLLEGE (L, 9-11 [10])	-	-	0.2	0	0	0	0	1	0	0.00	13

JACK SOKOL'S CAREER APPEARANCES

2021 - FRESHMAN YEAR

Date	Opp (Res.)	DEC	QS	IP	H	R	ER	BB	SO	HR	ERA	NP
2/24	*ALABAMA A&M (W, 33-0)	W	-	4.0	1	0	0	3	6	0	0.00	52

CARSON SWILLING'S CAREER APPEARANCES

2021 - FRESHMAN YEAR

Date	Opp (Res.)	DEC	QS	IP	H	R	ER	BB	SO	HR	ERA	NP
2/19	PRESBYTERIAN (W, 14-3)	-	-	1.0	0	0	0	0	1	0	0.00	11
2/23	ALABAMA A&M (W, 18-2 [7])	-	-	1.0	0	0	0	0	2	0	0.00	15
3/6	BOSTON COLLEGE (W, 16-1)	-	-	1.2	1	0	0	1	1	0	0.00	40
3/12	LITTLE ROCK (W, 7-0)	-	-	1.0	0	0	0	0	1	0	0.00	10
3/16	at Lipscomb (W, 9-7)	W	-	3.2	3	1	1	0	2	1	1.08	42

SEB THOMAS' CAREER APPEARANCES

2020 - FRESHMAN YEAR

Date	Opp (Res.)	DEC	QS	IP	H	R	ER	BB	SO	HR	ERA	NP
2/15	ILLINOIS-CHICAGO (W, 18-1)	-	-	1.0	0	0	0	1	1	0	0.00	14
2/19	OAKLAND (W, 17-1)	-	-	1.0	0	0	0	0	0	0	0.00	6
2/22	UCF (L, 3-7)	-	-	0.2	2	1	1	0	2	0	3.38	11
2/25	ALABAMA A&M (W, 10-0)	-	-	1.0	0	0	0	0	2	0	2.45	10
2/29	WRIGHT STATE (W, 20-6)	-	-	1.0	0	0	0	0	1	0	1.93	12
3/7	CHICAGO STATE (W, 16-2)	-	-	1.0	0	0	0	0	0	0	1.59	9
3/11	WOFFORD (L, 3-4)	-	-	2.0	2	0	0	3	0	0	1.17	49

2021 - SOPHOMORE YEAR

Date	Opp (Res.)	DEC	QS	IP	H	R	ER	BB	SO	HR	ERA	NP
2/19	PRESBYTERIAN (W, 14-3)	-	-	1.0	0	0	0	0	2	0	0.00	11
2/21	PRESBYTERIAN (W, 2-1 [10])	-	-	2.2	2	0	0	0	1	0	0.00	28
2/24	ALABAMA A&M (W, 33-0)	-	-	1.0	1	0	0	0	1	0	0.00	9
2/26	vs. Oklahoma (L, 3-4 [10])	L	-	0.2	1	1	1	1	0	0	1.69	12
3/5	BOSTON COLLEGE (L, 2-8)	-	-	2.1	1	0	0	1	4	0	1.17	39
3/7	BOSTON COLLEGE (L, 9-11 [10])	-	-	0.1	2	3	3	1	1	1	4.50	16

SUPERLATIVES AND MISCELLANEOUS NOTES

STARTS BY POSITION

STARTING PITCHER

Trace Bright	4	2-2
Mason Barnett	3	3-0
Richard Fitts	3	1-2
Cody Greenhill	3	2-1
Peyton Glavine	1	1-0
Jospeh Gonzalez	1	1-0
Jack Sokol	1	1-0

CATCHER

Steven Williams	8	6-2
Ryan Dyal	4	3-1
Nate LaRue	4	2-2

FIRST BASE

Tyler Miller	13	8-5
Bryson Ware	2	2-0
J.S. Shenker	1	1-0

SECOND BASE

Brody Moore	14	9-5
Garrett Farquhar	2	2-0

THIRD BASE

Rankin Woley	14	9-5
Tyler Miller	2	2-0

SHORTSTOP

Ryan Bliss	14	9-5
Cole Foster	1	1-0
Brody Moore	1	1-0

LEFT FIELD

Judd Ward	9	7-2
Steven Williams	3	2-1
Josh Hall	3	2-1
Brayton Brown	1	1-0

CENTER FIELD

Kason Howell	15	10-5
Josh Hall	1	1-0

RIGHT FIELD

Bryson Ware	9	6-3
Josh Hall	5	4-1
Steven Williams	2	1-1

DESIGNATED HITTER

Cam Hill	7	4-3
Bryson Ware	4	3-1
Steven Williams	2	2-0
Brayton Brown	1	1-0
Bobby Peirce	1	0-1
Judd Ward	1	1-0

2021 AUBURN & OPPONENT HIGHS

TEAM BATTING

	AUBURN	OPPONENT
Runs in a game	33, vs. AAMU (2/24)	12, two times
Runs in an inning	14, vs. AAMU [4th] (2/24)	8, BC [9th] (3/7)
Most Hits in a game	27, vs. AAMU (2/24)	15, two times
Fewest Hits in a game	6, at UAB (3/9)	3, four times
Hits in an inning	8, vs. AAMU [8th] (2/24)	6, two times
2B in a game	11, vs. AAMU (2/24)	3, BC (3/5)
3B in a game	2, vs. AAMU (2/24)	1, Little Rock (3/14)
HR in a game	4, two times	4, BC (3/5)
SB in a game	4, vs. Texas A&M (2/28)	2, UAB (3/9)
LOB in a game	12, vs. Baylor (2/27)	15, Oklahoma (2/26)
K in a game	9, at Lipscomb (3/16)	15, UAB (3/9)
BB in a game	12, vs. AAMU (2/23)	9, Oklahoma (2/26)

TEAM PITCHING

	AUBURN	OPPONENT
K in a game	15, at UAB (3/9)	9, Lipscomb (3/16)
BB in a game	9, vs. Oklahoma (2/26)	12, AAMU (2/23)
Pitchers used	6, three times	7, three times
Total Quality Starts	2	2

TEAM FIELDING

	AUBURN	OPPONENT
Errors in a game	2, two times	3, four times
DP turned in a game	3, vs. Baylor (2/27)	3, two times

IND. BATTING

	AUBURN	OPPONENT
Hits in a game	4, three times	3, eight times
Runs in a game	6, Ware vs. AAMU (2/24)	3, two times
2B in a game	2, three times	2, Morissette [BC] (3/5)
3B in a game	1, five times	1, Williams [LR] (3/14)
HR in a game	2, Miller at LIP (3/16)	2, three times
RBI in a game	7, Moore vs. AAMU (2/24)	4, two times
XBH in a game	2, nine times	2, six times
SB in a game	2, Hall vs. AAMU (2/23)	2, Davis [UAB] (3/9)
BB in a game	3, two times	3, three times
HBP in a game	2, Woley vs. BC (3/6)	1, nine times
K in a game	3, three times	4, Floyd [UAB] (3/9)
Hitting Streak	9, Woley (current)	3, four times
Consec. G w/HR	Hill vs. BC (3/6-7)	--

IND. PITCHING

	AUBURN	OPPONENT
K by a starter	9, Barnett vs. LR (3/13)	4, four times
K by a reliever	8, Mullins at UAB (3/9)	4, five times
BB by a starter	3, two times	5, Bohannon [UAB] (3/9)
BB by a reliever	3, two times	5, Stewart [AAMU] (2/23)
IP by a starter	7.0, Barnett vs. LR (3/13)	6.1, Arnolds [LR] (3/13)
IP by a reliever	4.0 Mullins at UAB (3/9)	6.0, Godman [OU] (2/26)

MISCELLANEOUS

	AUBURN
Biggest comeback win	3, at LIP (3/16)
Biggest blown lead loss	8, vs. BC (3/7)
Largest margin of victory	33, vs. AAMU (2/24)
Largest margin of defeat	6, three times
Longest game, Time	3:45, vs. Oklahoma (2/26)
Longest game, Time (9 inn)	3:15, vs. Baylor (2/27)
Shortest game, Time (9 inn)	2:15, vs. Little Rock (3/12)
Longest game, Innings	10, three times
Largest crowd, Home	850, 11 times
Largest crowd, Road	1,954, at UAB (3/9)
Largest crowd, Neutral	--

STARTS BY ORDER

LEADOFF

Judd Ward	9	7-2
Josh Hall	2	2-0
Kason Howell	2	1-1
Steven Williams	2	1-1
Ryan Bliss	1	0-1

2ND SPOT

Ryan Bliss	13	9-4
Josh Hall	2	2-0
Brody Moore	1	0-1

3RD SPOT

Bryson Ware	7	5-2
Steven Williams	7	5-2
Tyler Miller	1	0-1
Brody Moore	1	1-0

CLEANUP

Rankin Woley	13	9-4
Steven Williams	3	2-1

5TH SPOT

Tyler Miller	10	7-3
Brody Moore	2	2-0
Bryson Ware	2	1-1
Steven Williams	1	1-0
Rankin Woley	1	0-1

6TH SPOT

Bryson Ware	6	5-1
Tyler Miller	3	2-1
Kason Howell	2	1-1
Steven Williams	2	2-0
Brayton Brown	1	0-1
Cam Hill	1	1-0

7TH SPOT

Kason Howell	6	4-2
Cam Hill	5	3-2
Tyler Miller	1	1-0
Brody Moore	1	1-0
Bobby Peirce	1	0-1
J.S. Shenker	1	1-0
Judd Ward	1	1-0

8TH SPOT

Brody Moore	5	4-1
Ryan Dyal	4	3-1
Nate LaRue	3	2-1
Josh Hall	2	2-0
Cam Hill	1	0-1
Kason Howell	1	0-1

9TH SPOT

Brody Moore	5	2-3
Kason Howell	4	4-0
Garrett Farquhar	2	2-0
Josh Hall	2	1-1
Brayton Brown	1	1-0
Cole Foster	1	1-0
Nate LaRue	1	0-1

PITCHING NOTES

2021 BULLPEN BY NUMBERS

Total App.....	50
Saves/Opp.....	1/2
IR/IRS.....	26/15
BA Against.....	248
ERA.....	4.24

SAVES/OPP

Mason Barnett.....	0/1
Richard Fitts.....	1/1

INHERITED RUNNERS/SCORED

Mason Barnett.....	2/0
Blake Burkhalter.....	1/0
Brooks Fuller.....	5/5
Joseph Gonzalez.....	4/1
Hayden Mullins.....	4/3
Carson Skipper.....	1/1
Carson Swilling.....	3/2
Seb Thomas.....	6/3

1ST BATTER FACED/RETIRED

Mason Barnett.....	1/0
Trace Bright.....	1/0
Blake Burkhalter.....	6/6
Richard Fitts.....	1/1
Brooks Fuller.....	6/4
Peyton Glavine.....	4/2
Joseph Gonzalez.....	5/3
Cam Hill.....	4/3
Hayden Mullins.....	6/4
Carson Skipper.....	5/4
Carson Swilling.....	5/2
Seb Thomas.....	6/3

RELIEF ERA

Trace Bright.....	0.00
Richard Fitts.....	0.00
Carson Skipper.....	0.00
Hayden Mullins.....	0.82
Carson Swilling.....	1.08
Blake Burkhalter.....	1.12
Peyton Glavine.....	2.00
Joseph Gonzalez.....	3.38
Seb Thomas.....	4.50
Mason Barnett.....	6.75
Brooks Fuller.....	13.50
Cam Hill.....	30.00

BP SCORELESS IP (current/long)

Mason Barnett.....	0.1	7.2
Blake Burkhalter.....	--	10.0
Richard Fitts.....	2.0	11.1
Brooks Fuller.....	0.2	5.1
Peyton Glavine.....	3.2	5.1
Joseph Gonzalez.....	1.2	3.1
Cody Greenhill.....	14.0	14.0
Cam Hill.....	--	1.1
Hayden Mullins.....	1.2	11.1
Jack Owen.....	1.2	7.1
Carson Skipper.....	5.2	9.0
Carson Swilling.....	0.2	7.2
Seb Thomas.....	0.1	10.1
Garrett Wade.....	7.1	7.1

2021 Auburn Baseball
Team Game-by-Game for Auburn (as of Mar 17, 2021)
Pitching (All games)

Date	Opponent	ip	h	r	er	bb	so	2b	3b	hr	wp	bk	hbp	dp	ibb	score	w-l	sv	era
Feb 19	PRESBYTERIAN	9.0	7	3	2	1	12	1	0	1	1	0	0	0	0	14-3	1-0	0	2.00
Feb 20	PRESBYTERIAN	9.0	8	1	1	4	11	0	0	1	0	0	0	1	0	6-1	2-0	0	1.50
Feb 21	PRESBYTERIAN	10.0	7	1	1	3	10	1	0	0	0	0	1	1	0	2-1	3-0	0	1.29
Feb 23	ALABAMA A&M	7.0	3	2	1	0	10	1	0	0	0	0	0	1	0	18-2	4-0	0	1.29
Feb 24	ALABAMA A&M	9.0	3	0	0	3	13	1	0	0	0	0	1	2	0	33-0	5-0	0	1.02
Feb 26	vs OU	9.2	12	4	4	9	7	0	0	0	1	0	1	2	1	3-4	5-1	0	1.51
Feb 27	vs Baylor	9.0	15	12	11	3	6	0	0	2	3	0	1	3	0	6-12	5-2	0	2.87
Feb 28	vs Texas A&M	9.0	4	1	1	4	4	1	0	0	1	0	0	1	0	6-1	6-2	0	2.64
Mar 05	BOSTON COLLEG	9.0	9	8	7	3	9	3	0	4	0	0	2	1	0	2-8	6-3	0	3.12
Mar 06	BOSTON COLLEG	9.0	3	1	0	4	8	1	0	0	0	0	0	1	0	16-1	7-3	0	2.81
Mar 07	BOSTON COLLEG	10.0	12	11	11	4	8	2	0	2	0	0	1	0	0	9-11	7-4	0	3.52
Mar 09	at UAB	9.0	4	5	4	2	15	1	0	0	3	0	0	0	0	6-5	8-4	0	3.56
Mar 12	LITTLE ROCK	9.0	3	0	0	1	11	2	0	0	0	1	0	0	0	7-0	9-4	0	3.29
Mar 13	LITTLE ROCK	9.0	4	0	0	2	13	0	0	0	0	0	1	2	0	6-0	10-4	0	3.06
Mar 14	LITTLE ROCK	9.0	15	12	12	1	8	1	1	2	0	1	1	1	0	6-12	10-5	0	3.65
Mar 16	at Lipscomb	9.0	8	7	6	6	9	2	0	2	0	0	0	0	0	9-7	11-5	1	3.79
Totals		144.2	117	68	61	50	154	17	1	14	9	2	9	16	1	149-68	11-5	1	3.79

AUBURN STARTING PITCHER BREAKDOWN

Starter	GS	Quality Starts	Run Support	RS/Start	Auburn Record
T. Bright	4	1	30	7.5	2-2
R. Fitts	3	0	2	0.7	1-2
M. Barnett	3	1	20	6.7	3-0
C. Greenhill	3	0	16	5.3	2-1
P. Glavine	1	0	1	1.0	1-0
J. Gonzalez	1	0	2	2.0	1-0
J. Sokol	1	0	19	19.0	1-0

Auburn Overall Rankings			Auburn SEC-Only Rankings		
Category	Rank	No.	Category	Rank	No.
ERA	12th	3.79	ERA	--	--
Opp BA	11th	.221	Opp BA	--	--
Hits Allowed	8th	117	Hits Allowed	--	--
Walks	4th	50	Walks	--	--
Strikeouts	T-11th	154	Strikeouts	--	--

AUBURN PITCHING BREAKDOWN

	W-L	ERA	IP	H	R	ER	BB	K	HR	AVG	W-L	ERA	IP	H	R	ER	BB	K	HR	AVG	
STARTERS	7-3	3.38	74.2	50	32	28	21	70	9	.192	HOME	8-3	3.18	99.0	74	39	35	26	113	10	.208
RELIEVERS	4-2	4.24	70.0	67	36	33	29	84	5	.248	ROAD	1-0	5.00	18.0	12	12	10	8	24	2	.174
TOTALS	11-5	3.79	144.2	117	68	61	50	154	14	.221	NEUT.	1-2	5.20	27.2	31	17	16	16	17	2	.295

HITTING NOTES

2021 MULTI-HIT GAMES

	2	3	4	5+	Total
Ryan Bliss	7	1	-	-	8
Tyler Miller	3	4	1	-	8
Bryson Ware	4	2	-	-	6
Josh Hall	4	1	-	-	5
Cam Hill	3	1	-	-	4
Kason Howell	4	-	-	-	4
Brody Moore	1	2	1	-	4
Rankin Woley	3	1	-	-	4
Steven Williams	3	-	-	-	3
Garrett Farquhar	1	1	-	-	2
Judd Ward	1	-	1	-	2
Brayton Brown	1	-	-	-	1
Cole Foster	1	-	-	-	1
Nate LaRue	1	-	-	-	1

CAREER MULTI-HIT GAMES

	2	3	4	5+	Total
Ryan Bliss	31	7	1	-	39
Steven Williams	26	8	4	-	38
Judd Ward	21	8	3	-	32
Rankin Woley	24	7	1	-	32
Kason Howell	20	3	-	-	23
Brody Moore	7	4	1	-	12
Tyler Miller	3	4	1	-	8
Bryson Ware	4	2	-	-	6
Garrett Farquhar	4	1	-	-	5
Josh Hall	4	1	-	-	5
Cam Hill	3	1	-	-	4
Brayton Brown	1	-	-	-	1
Johnny Ceccoli	1	-	-	-	1
Cole Foster	1	-	-	-	1
Nate LaRue	1	-	-	-	1
J.S. Shenker	1	-	-	-	1

2021 MULTI-RBI GAMES

	2	3	4	5+	Total
Tyler Miller	1	2	2	1	6
Cam Hill	1	3	1	-	5
Brody Moore	4	-	-	1	5
Steven Williams	3	-	1	-	4
Judd Ward	3	-	-	-	3
Bryson Ware	1	-	2	-	3
Ryan Bliss	2	-	-	-	2
Kason Howell	1	1	-	-	2
Brayton Brown	1	-	-	-	1
Josh Hall	-	1	-	-	1
Nate LaRue	1	-	-	-	1
Bobby Peirce	1	-	-	-	1
Rankin Woley	-	-	1	-	1

CAREER MULTI-RBI GAMES

	2	3	4	5+	Total
Steven Williams	17	9	3	2	31
Rankin Woley	13	5	3	-	21
Ryan Bliss	11	2	4	-	17
Judd Ward	11	3	1	1	16
Brody Moore	7	-	-	1	8
Tyler Miller	2	2	2	1	7
Cam Hill	1	3	1	-	5
Kason Howell	2	3	-	-	5
Bryson Ware	1	-	2	-	3
Johnny Ceccoli	2	-	-	-	2
Garrett Farquhar	1	-	1	-	2
J.S. Shenker	2	-	-	-	2
Brayton Brown	1	-	-	-	1
Josh Hall	-	1	-	-	1
Nate LaRue	1	-	-	-	1
Bobby Peirce	1	-	-	-	1

CAREER STARTS

	Career	Consec.
Steven Williams	156	9
Judd Ward	114	1
Ryan Bliss	98	11
Rankin Woley	96	11
Kason Howell	88	12
Brody Moore	33	14
Tyler Miller	24	14
Bryson Ware	15	1
Garrett Farquhar	12	-
Brayton Brown	9	1
Josh Hall	9	1
Cam Hill	7	3
Nate LaRue	7	1
J.S. Shenker	7	-
Ryan Dyal	4	-
Johnny Ceccoli	2	-
Cole Foster	1	-

TEAM NOTES

Auburn Overall SEC Rankings			Auburn SEC-Only Rankings		
Category	Rank	No.	Category	Rank	No.
Avg.	1st	.322	Avg.	--	--
Hits	3rd	185	Hits	--	--
2B	5th	33	2B	--	--
HR	3rd	25	HR	--	--
BB	T-6th	88	BB	--	--

2021 AUBURN HOME RUNS

No.	Player (#)	Opponent (Date)	On	Outs	Inn.	Pitcher
1	Judd Ward (1)	Presbyterian (2/19)	1	2	2	Miles (R)
2	Rankin Woley (1)	Presbyterian (2/19)	2	2	7	Rorabeck (R)
3	Bryson Ware (1)	Presbyterian (2/20)	0	2	1	McDaniel (L)
4	Nate LaRue (1)	Presbyterian (2/20)	0	0	7	Flood (R)
5	Ryan Bliss (1)	Presbyterian (2/20)	0	2	7	Flood (R)
6	Judd Ward (2)	Alabama A&M (2/23)	0	0	1	Febus (R)
7	Bryson Ware (2)	Alabama A&M (2/23)	1	0	1	Febus (R)
8	Brayton Brown (1)	Alabama A&M (2/23)	0	0	5	Torres (R)
9	Tyler Miller (1)	Alabama A&M (2/24)	1	2	4	Baker (R)
10	Ryan Bliss (2)	Oklahoma (2/26)	0	1	3	Olds (R)
11	Steven Williams (1)	Oklahoma (2/26)	0	2	3	Olds (R)
12	Tyler Miller (2)	Baylor (2/27)	0	0	8	Miller (R)
13	Cam Hill (1)	Boston College (3/6)	3	2	1	Sheehan (R)
14	Steven Williams (2)	Boston College (3/6)	1	1	4	Mancini (R)
15	Tyler Miller (3)	Boston College (3/6)	2	2	5	West (R)
16	Rankin Woley (2)	Boston College (3/6)	0	2	7	Lombardi (R)
17	Cam Hill (2)	Boston College (3/7)	1	1	2	Vetrano (L)
18	Ryan Bliss (3)	Little Rock (3/12)	0	1	1	Funk (R)
19	Tyler Miller (4)	Little Rock (3/12)	2	2	5	Funk (R)
20	Steven Williams (2)	Little Rock (3/14)	0	1	3	DeCooman (L)
21	Brody Moore (1)	Little Rock (3/14)	1	1	9	Barkley (R)
22	Tyler Miller (5)	Lipscomb (3/16)	0	1	2	Bierman (R)
23	Kason Howell (1)	Lipscomb (3/16)	0	0	3	Bierman (R)
24	Tyler Miller (6)	Lipscomb (3/16)	2	2	3	Bierman (R)
25	Ryan Bliss (4)	Lipscomb (3/16)	0	0	5	Williams (R)

AUBURN CAREER HOME RUN BREAKDOWN

	1R	2R	3R	GS	Career	Home	Road	Last
Bliss	8	--	1	--	9	5	4	3/16/21
Brown	2	--	--	--	2	2	--	2/23/21
Ceccoli	1	--	--	--	1	1	--	2/19/20
Hill	--	1	--	1	2	2	--	3/7/21
Howell	1	--	--	--	1	--	1	3/16/21
LaRue	1	--	--	--	1	1	--	2/20/21
Miller	2	1	3	--	6	3	3	3/16/21
Moore	--	1	--	--	1	1	--	3/14/21
Ward	4	2	3	0	9	6	3	2/23/21
Ware	1	1	--	--	2	2	--	2/23/21
Williams	9	8	8	1	26	14	12	3/14/21
Woley	4	1	2	--	7	4	3	3/6/21

HITTING STREAKS

	Current	'21	Career
Ryan Bliss	4	4	10
Brayton Brown	-	2	3
Johnny Ceccoli	-	-	2
Ryan Dyal	-	2	2
Garrett Farquhar	-	1	3
Cole Foster	-	2	2
Josh Hall	-	4	4
Cam Hill	-	4	4
Kason Howell	1	5	6
Nate LaRue	1	2	2
Tyler Miller	4	5	5
Brody Moore	3	4	8
Bobby Peirce	-	1	1
J.S. Shenker	-	1	4
Judd Ward	1	4	7
Bryson Ware	1	6	6
Steven Williams	2	4	6
Rankin Woley	9	9	10

REACHED BASE STREAKS

	Current	'21	Career
Ryan Bliss	24	14	24
Brayton Brown	-	4	4
Johnny Ceccoli	-	3	3
Ryan Dyal	-	6	6
Garrett Farquhar	1	2	4
Cole Foster	-	2	2
Josh Hall	-	5	5
Cam Hill	-	8	8
Kason Howell	4	5	17
Nate LaRue	1	2	2
Tyler Miller	4	5	6
Brody Moore	3	7	10
Bobby Peirce	-	1	1
J.S. Shenker	-	3	11
Judd Ward	2	5	18
Bryson Ware	2	6	6
Steven Williams	2	13	25
Rankin Woley	9	9	17

BUNT HITS

Player	No.
Josh Hall	2
Judd Ward	2
Kason Howell	1
Brody Moore	1
TOTAL	6

SAC BUNTS

Player	No.
Ryan Bliss	1
Brayton Brown	1
Garrett Farquhar	1
Kason Howell	1
TOTAL	4

SAC FLIES

Player	No.
Tyler Miller	2
Judd Ward	2
Josh Hall	1
Cam Hill	1
Brody Moore	1
Bryson Ware	1
Steven Williams	1
Rankin Woley	1
TOTAL	10

OUTFIELD ASSISTS

Player	No.
Kason Howell	2
Josh Hall	1
Judd Ward	1
TOTAL	4

PINCH HITS

Player	No.
Josh Hall	1
Cam Hill	1
Bobby Peirce	1
TOTAL	3

AUBURN 2021 GAME-BY-GAME STARTING LINEUPS

DATE	OPP	1	2	3	4	5	6	7	8	9	SP
2/19	Presbyterian	Ward	Bliss	Ware	Woley	Miller	Williams	Howell	Hall	Moore	Greenhill
2/20	Presbyterian	Ward	Bliss	Ware	Woley	Williams	Howell	Shenker	LaRue	Farquhar	Fitts
2/21	Presbyterian	Ward	Bliss	Ware	Woley	Miller	Williams	Howell	Hall	Moore	Barnett
2/23	Alabama A&M	Ward	Hall	Ware	Williams	Moore	Hill	Miller	LaRue	Foster	Bright
2/24	Alabama A&M	Ward	Hall	Ware	Williams	Moore	Miller	Howell	Dyal	Farquhar	Sokol
2/26	vs. Oklahoma	Ward	Bliss	Ware	Williams	Woley	Miller	Howell	Hill	Moore	Greenhill
2/27	vs. Baylor	Ward	Bliss	Ware	Woley	Miller	Howell	Peirce	LaRue	Moore	Fitts
2/28	vs. Texas A&M	Williams	Bliss	Moore	Woley	Ware	Miller	Howell	Dyal	Brown	Bright
3/5	Boston College	Williams	Bliss	Miller	Woley	Ware	Hall	Howell	Dyal	Moore	Fitts
3/6	Boston College	Howell	Bliss	Williams	Woley	Miller	Ware	Hill	Moore	Hall	Barnett
3/7	Boston College	Howell	Bliss	Williams	Woley	Miller	Ware	Hill	Moore	Hall	Bright
3/9	at UAB	Ward	Bliss	Williams	Woley	Miller	Ware	Moore	Dyal	Howell	Gonzalez
3/12	Little Rock	Ward	Bliss	Williams	Woley	Miller	Ware	Hill	Moore	Howell	Greenhill
3/13	Little Rock	Hall	Bliss	Williams	Woley	Miller	Ware	Hill	Moore	Howell	Barnett
3/14	Little Rock	Bliss	Moore	Williams	Woley	Miller	Brown	Hill	Howell	LaRue	Bright
3/16	Lipscomb	Hall	Bliss	Williams	Woley	Miller	Ware	Ward	Moore	Howell	Glavine
3/19	at Ole Miss*										
3/20	at Ole Miss*										
3/21	at Ole Miss*										
3/23	vs. South Alabama										
3/26	Kentucky*										
3/27	Kentucky*										
3/28	Kentucky*										
4/1	at Arkansas*										
4/2	at Arkansas*										
4/3	at Arkansas*										
4/6	Kennesaw State										
4/9	Mississippi State*										
4/10	Mississippi State*										
4/11	Mississippi State*										
4/13	at Georgia Tech										
4/16	at Alabama*										
4/17	at Alabama*										
4/18	at Alabama*										
4/20	Samford										
4/21	Jacksonville State										
4/23	Florida*										
4/24	Florida*										
4/25	Florida*										
4/30	at Georgia*										
5/1	at Georgia*										
5/2	at Georgia*										
5/4	UAB										
5/7	LSU*										
5/8	LSU*										
5/9	LSU*										
5/11	at Samford										
5/14	Texas A&M*										
5/15	Texas A&M*										
5/16	Texas A&M*										
5/18	North Alabama										
5/20	at Missouri*										
5/21	at Missouri*										
5/22	at Missouri*										

* - SEC Game

AUBURN 2021 GAME-BY-GAME STARTERS

DATE	OPP	SP	C	1B	2B	3B	SS	LF	CF	RF	DH
2/19	Presbyterian	Greenhill	Williams	Miller	Moore	Woley	Bliss	Ward	Howell	Hall	Ware
2/20	Presbyterian	Fitts	LaRue	Shenker	Farquhar	Woley	Bliss	Ward	Howell	Ware	Williams
2/21	Presbyterian	Barnett	Williams	Miller	Moore	Woley	Bliss	Ward	Howell	Hall	Ware
2/23	Alabama A&M	Bright	LaRue	Ware	Moore	Miller	Foster	Ward	Hall	Williams	Hill
2/24	Alabama A&M	Sokol	Dyal	Ware	Farquhar	Miller	Moore	Ward	Howell	Hall	Williams
2/26	vs. Oklahoma	Greenhill	Williams	Miller	Moore	Woley	Bliss	Ward	Howell	Ware	Hill
2/27	vs. Baylor	Fitts	LaRue	Miller	Moore	Woley	Bliss	Ward	Howell	Ware	Peirce
2/28	vs. Texas A&M	Bright	Dyal	Miller	Moore	Woley	Bliss	Williams	Howell	Ware	Brown
3/5	Boston College	Fitts	Dyal	Miller	Moore	Woley	Bliss	Williams	Howell	Hall	Ware
3/6	Boston College	Barnett	Williams	Miller	Moore	Woley	Bliss	Hall	Howell	Ware	Hill
3/7	Boston College	Bright	Williams	Miller	Moore	Woley	Bliss	Hall	Howell	Ware	Hill
3/9	at UAB	Gonzalez	Dyal	Miller	Moore	Woley	Bliss	Williams	Howell	Ware	Ward
3/12	Little Rock	Greenhill	Williams	Miller	Moore	Woley	Bliss	Ward	Howell	Ware	Hill
3/13	Little Rock	Barnett	Williams	Miller	Moore	Woley	Bliss	Hall	Howell	Ware	Hill
3/14	Little Rock	Bright	LaRue	Miller	Moore	Woley	Bliss	Brown	Howell	Williams	Hill
3/16	Lipscomb	Glavine	Williams	Miller	Moore	Woley	Bliss	Ward	Howell	Hall	Ware
3/19	at Ole Miss*										
3/20	at Ole Miss*										
3/21	at Ole Miss*										
3/23	vs. South Alabama										
3/26	Kentucky*										
3/27	Kentucky*										
3/28	Kentucky*										
4/1	at Arkansas*										
4/2	at Arkansas*										
4/3	at Arkansas*										
4/6	Kennesaw State										
4/9	Mississippi State*										
4/10	Mississippi State*										
4/11	Mississippi State*										
4/13	at Georgia Tech										
4/16	at Alabama*										
4/17	at Alabama*										
4/18	at Alabama*										
4/20	Samford										
4/21	Jacksonville State										
4/23	Florida*										
4/24	Florida*										
4/25	Florida*										
4/30	at Georgia*										
5/1	at Georgia*										
5/2	at Georgia*										
5/4	UAB										
5/7	LSU*										
5/8	LSU*										
5/9	LSU*										
5/11	at Samford										
5/14	Texas A&M*										
5/15	Texas A&M*										
5/16	Texas A&M*										
5/18	North Alabama										
5/20	at Missouri*										
5/21	at Missouri*										
5/22	at Missouri*										

* - SEC Game

OVERALL STATS



**2021 Auburn Baseball
Overall Statistics for Auburn (as of Mar 16, 2021)
(All games Sorted by Batting avg)**



Record: 11-5 Home: 8-3 Away: 2-0 Neutral: 1-2 SEC: 0-0

Player	avg	gp-gs	ab	r	h	2b	3b	hr	rbi	tb	slg%	bb	hp	so	gdp	ob%	sf	sh	sb-att	po	a	e	fld%	
10 Miller, Tyler	.433	15-15	60	17	26	2	1	6	26	48	.800	3	0	7	2	.446	2	0	2-2	98	6	1	.990	
16 Hill, Cam	.400	9-7	30	5	12	1	1	2	16	21	.700	5	0	5	0	.472	1	0	0-0	0	0	0	.000	
2 Hall, Josh	.394	12-9	33	8	13	2	2	0	6	19	.576	3	0	5	0	.432	1	0	4-5	20	1	1	.955	
9 Bliss, Ryan	.357	14-14	56	13	20	3	0	4	10	35	.625	6	0	5	2	.419	0	1	3-4	17	34	3	.944	
8 Ware, Bryson	.333	15-15	57	19	19	4	1	2	15	31	.544	9	2	19	1	.435	1	0	3-4	29	1	0	1.000	
19 Moore, Brody	.328	15-15	58	14	19	3	0	1	19	25	.431	6	0	4	3	.385	1	0	0-2	19	29	0	1.000	
4 Woley, Rankin	.304	14-14	56	16	17	5	0	2	7	28	.500	6	3	13	0	.394	1	0	1-1	10	28	4	.905	
1 Ward, Judd	.294	10-10	34	10	10	1	0	2	6	17	.500	7	0	4	0	.395	2	0	0-0	10	1	0	1.000	
41 Williams, Steven	.263	16-15	57	16	15	4	0	3	15	28	.491	13	1	8	2	.403	1	0	0-0	76	9	0	1.000	
5 Howell, Kason	.259	16-15	54	8	14	2	0	1	10	19	.352	11	2	10	0	.403	0	1	5-7	41	2	0	1.000	

7 Foster, Cole	.500	5-1	6	4	3	1	0	0	1	4	.667	2	1	1	0	.667	0	0	0-0	3	5	1	.889	
47 Farquhar, Garrett	.417	8-2	12	5	5	2	0	0	1	7	.583	2	1	3	0	.533	0	1	1-1	6	5	1	.917	
28 LaRue, Nate	.308	7-4	13	3	4	1	0	1	2	8	.615	2	0	1	1	.400	0	0	0-0	42	3	0	1.000	
3 Brown, Brayton	.231	9-2	13	4	3	1	0	1	3	7	.538	3	0	6	0	.375	0	1	0-0	4	0	0	1.000	
6 Peirce, Bobby	.167	6-1	12	3	2	1	0	0	3	3	.250	1	1	5	1	.286	0	0	0-0	1	0	0	1.000	
17 Dyal, Ryan	.133	7-4	15	2	2	0	0	0	0	2	.133	7	0	4	0	.409	0	0	1-1	43	2	0	1.000	
34 Shenker, John Sam	.125	6-1	8	2	1	0	0	0	1	1	.125	2	1	5	0	.364	0	0	0-0	11	0	0	1.000	
Totals	.322	16	574	149	185	33	5	25	141	303	.528	88	12	105	12	.417	10	4	20-27	434	140	13	.978	
Opponents	.221	16	530	68	117	17	1	14	61	178	.336	50	9	154	13	.297	3	2	4-10	412	130	21	.963	

LOB - Team (128), Opp (92). DPs turned - Team (16), Opp (13). CI - Team (0), Opp (1). IBB - Team (2), Williams, S. 1, Hill, C. 1, Opp (1). Picked off - Hall, J. 1.

(All games Sorted by Earned run avg)

Player	era	w-l	app	gs	cg	sho	sv	ip	h	r	er	bb	so	2b	3b	hr	b/avg	wp	hp	bk	sfa	sha
18 Barnett, Mason	0.51	2-0	4	3	0	0/1	0	17.2	9	2	1	8	17	1	0	0	.158	0	2	0	1	0
26 Mullins, Hayden	0.82	2-0	6	0	0	0/1	0	11.0	8	2	1	3	19	0	0	0	.190	1	0	0	0	0
20 Greenhill, Cody	1.88	2-0	3	3	0	0/1	0	14.1	9	4	3	5	14	3	0	1	.180	2	1	1	0	0
21 Bright, Trace	3.54	2-1	5	4	0	0/0	0	20.1	15	9	8	3	18	2	0	2	.205	0	1	0	0	0
43 Fitts, Richard	6.61	0-2	4	3	0	0/0	1	16.1	17	13	12	5	13	2	0	6	.270	1	0	0	0	0

29 Skipper, Carson	0.00	0-0	5	0	0	0/1	0	5.2	3	0	0	1	6	0	0	0	.150	0	0	0	0	0
36 Sokol, Jack	0.00	1-0	1	1	0	0/1	0	4.0	1	0	0	3	6	1	0	0	.091	0	0	0	0	0
32 Swilling, Carson	1.08	1-0	5	0	0	0/1	0	8.1	4	1	1	1	7	1	0	1	.133	0	0	0	0	0
40 Burkhalter, Blake	1.12	0-0	6	0	0	0/2	0	8.0	6	2	1	6	12	1	0	1	.194	0	1	0	0	0
45 Gonzalez, Joseph	2.61	0-0	6	1	0	0/1	0	10.1	10	3	3	0	11	2	0	0	.250	0	0	1	0	0
27 Thomas, Seb	4.50	0-1	6	0	0	0/1	0	8.0	7	4	4	3	9	2	0	1	.269	0	1	0	0	1
23 Glavine, Peyton	5.23	0-1	5	1	0	0/1	0	10.1	7	6	6	3	9	1	0	1	.194	0	0	0	0	1
14 Fuller, Brooks	13.50	0-0	6	0	0	0/0	0	7.1	13	12	11	7	9	0	0	1	.371	4	2	0	1	0
16 Hill, Cam	30.00	1-0	4	0	0	0/0	0	3.0	8	10	10	2	4	1	1	0	.500	1	1	0	1	0
Totals	3.79	11-5	16	16	0	3/3	1	144.2	117	68	61	50	154	17	1	14	.221	9	9	2	3	2
Opponents	8.32	5-11	16	16	0	0/0	1	137.1	185	149	127	88	105	33	5	25	.322	17	12	2	10	4

PB - Team (2), LaRue, N. 1, Williams, S. 1, Opp (1). Pickoffs - Team (2), LaRue, N. 1, Gonzalez, J. 1, Opp (1). SBA/ATT - Williams, S. (1-4), Dyal, R. (3-4), Barnett, M. (0-3), Fitts, R. (1-2), Mullins, H. (2-2), Swilling, C. (1-1), LaRue, N. (0-1), Bright, T. (0-1), Sokol, J. (0-1).

GAMES SUMMARY



**2021 Auburn Baseball
Games Summary for Auburn (as of Mar 17, 2021)
(All games)**



Score by innings	1	2	3	4	5	6	7	8	9	EX	Total
Auburn	21	13	15	29	19	14	18	13	6	1	149
Opponents	3	8	3	3	17	11	4	2	14	3	68

Record when ...

Overall	11-5	After 6 leading	10-2
Conference	0-0 trailing	1-3
Non-Conference	11-5 tied	0-0
Home games	8-3	After 7 leading	8-2
Away games	2-0 trailing	1-3
Neutral site	1-2 tied	1-0
Day games	10-5	After 8 leading	9-2
Night games	1-0 trailing	0-3
vs Left starter	3-3 tied	1-0
vs Right starter	8-2		
1-Run games	2-1	Hit 0 home runs	4-1
2-Run games	1-1	... 1 home run	1-2
5+Run games	8-3	... 2+ home runs	6-2
Extra innings	1-2		
Shutouts	3-0	Opponent 0 home runs	8-1
	 1 home run	2-0
Scoring 0-2 runs	1-1 2+ HRs	1-4
..... 3-5 runs	0-1		
..... 6-9 runs	6-3	Made 0 errors	5-0
..... 10+ runs	4-0 1 error	4-5
	 2+ errors	2-0
Opponent 0-2 runs	8-0		
..... 3-5 runs	2-1	Opp. made 0 errors	2-2
..... 6-9 runs	1-1 1 error	5-2
..... 10+ runs	0-3 2+ errors	4-1
Scored in 1st inning	4-2	Out-hit opponent	11-1
Opp. scored in 1st	1-1	Out-hit by opponent	0-4
Scores first	10-2	Hits are tied	0-0
Opp. scores first	1-3		

Record when team scores:

Runs	0	1	2	3	4	5	6	7	8	9	10+
W-L	0-0	0-0	1-1	0-1	0-0	0-0	4-2	1-0	0-0	1-1	4-0

Record when opponent scores:

Runs	0	1	2	3	4	5	6	7	8	9	10+
W-L	3-0	4-0	1-0	1-0	0-1	1-0	0-0	1-0	0-1	0-0	0-3

Record when leading after:

Inn.	1	2	3	4	5	6	7	8
W-L	4-2	7-3	9-3	10-3	9-2	10-2	8-2	9-2

Record when trailing after:

Inn.	1	2	3	4	5	6	7	8
W-L	0-1	1-2	0-2	0-2	0-3	1-3	1-3	0-3

Record when tied after:

Inn.	1	2	3	4	5	6	7	8
W-L	7-2	3-0	2-0	1-0	2-0	0-0	1-0	1-0

Current winning streak: 1
 Longest winning streak: 5
 Longest losing streak: 2

Home attendance : 9350 (11 dates avg = 850)
 Away attendance : 2371 (5 dates avg = 474)
 Total attendance: 11721 (16 dates avg = 732)

CAREER VS OLE MISS

Bliss, Ryan

Year	avg	gp-gs	ab	r	h	2b	3b	hr	rbi	tb	slg%	bb	hbp	so	gdp	ob%	sf	sh	sb-att	po	a	e	fld%
2019	.375	3-3	8	2	3	0	0	0	2	3	.375	3	0	1	1	.500	1	0	1-2	5	13	1	.947

Fitts, Richard

Year	era	w-l	app	gs	cg	sho	sv	ip	h	r	er	bb	so	2b	3b	hr	bf	bavg	wp	hbp	bk	sfa	sha
2019	0.00	1-0	1	0	0	0/0	0	4.1	4	0	0	0	4	0	0	0	16	.250	0	0	0	0	0

Fuller, Brooks

Year	era	w-l	app	gs	cg	sho	sv	ip	h	r	er	bb	so	2b	3b	hr	bf	bavg	wp	hbp	bk	sfa	sha
2019	5.79	0-0	1	1	0	0/0	0	4.2	5	3	3	2	6	0	0	2	20	.278	1	0	0	0	0

Greenhill, Cody

Year	era	w-l	app	gs	cg	sho	sv	ip	h	r	er	bb	so	2b	3b	hr	bf	bavg	wp	hbp	bk	sfa	sha
2018	1.93	0-1	1	0	0	0/0	0	4.2	3	1	1	1	3	0	0	1	18	.188	0	1	0	0	0
2019	3.60	1-0	2	0	0	0/0	1	5.0	3	2	2	0	3	1	0	1	17	.176	0	0	0	0	0
TOTAL	2.79	1-1	3	0	0	0/0	1	9.2	6	3	3	1	6	1	0	2	35	.182	0	1	0	0	0

Howell, Kason

Year	avg	gp-gs	ab	r	h	2b	3b	hr	rbi	tb	slg%	bb	hbp	so	gdp	ob%	sf	sh	sb-att	po	a	e	fld%
2019	.083	3-3	12	1	1	0	0	0	0	1	.083	1	2	6	0	.267	0	0	0-0	9	1	0	1.000

Owen, Jack

Year	era	w-l	app	gs	cg	sho	sv	ip	h	r	er	bb	so	2b	3b	hr	bf	bavg	wp	hbp	bk	sfa	sha
2018	0.00	0-0	1	0	0	0/0	0	1.0	1	0	0	0	1	0	0	0	3	.333	0	0	0	0	0
2019	0.00	0-0	1	0	0	0/0	0	2.1	0	0	0	1	1	0	0	0	9	.000	0	0	0	0	0
TOTAL	0.00	0-0	2	0	0	0/0	0	3.1	1	0	0	1	2	0	0	0	12	.091	0	0	0	0	0

Ward, Judd

Year	avg	gp-gs	ab	r	h	2b	3b	hr	rbi	tb	slg%	bb	hbp	so	gdp	ob%	sf	sh	sb-att	po	a	e	fld%
2018	.000	1-0	0	0	0	0	0	0	0	0	.000	1	0	0	0	1.000	0	0	0-0	0	0	0	.000
2019	.200	3-3	10	3	2	1	0	0	0	3	.300	4	0	3	0	.429	0	1	0-0	7	0	1	.875
TOTAL	.200	4-3	10	3	2	1	0	0	0	3	.300	5	0	3	0	.467	0	1	0-0	7	0	1	.875

Williams, Steven

Year	avg	gp-gs	ab	r	h	2b	3b	hr	rbi	tb	slg%	bb	hbp	so	gdp	ob%	sf	sh	sb-att	po	a	e	fld%
2018	.182	3-3	11	2	2	0	0	1	1	5	.455	2	0	3	0	.308	0	0	0-0	7	3	0	1.000
2019	.000	3-3	9	0	0	0	0	0	1	0	.000	2	0	2	0	.167	1	0	0-0	4	0	0	1.000
TOTAL	.100	6-6	20	2	2	0	0	1	2	5	.250	4	0	5	0	.240	1	0	0-0	11	3	0	1.000

Woley, Rankin

Year	avg	gp-gs	ab	r	h	2b	3b	hr	rbi	tb	slg%	bb	hbp	so	gdp	ob%	sf	sh	sb-att	po	a	e	fld%
2019	.250	3-3	12	0	3	0	0	0	0	3	.250	0	0	1	0	.250	0	0	0-0	26	1	0	1.000

TV/RADIO ROSTER



1 JUDD WARD



2 JOSH HALL



3 BRAYTON BROWN



4 RANKIN WOLEY



5 KASON HOWELL



6 BOBBY PEIRCE



7 COLE FOSTER



8 BRYSON WARE



9 RYAN BLISS



10 TYLER MILLER



11 KADE SNELL



12 CARTER FREDERICK



13 BEN SCHORR




14 BROOKS FULLER



16 CAM HILL



17 RYAN DYAL



18 MASON BARNETT



19 BRODY MOORE



20 CODY GREENHILL



21 TRACE BRIGHT



22 GARRETT WADE



23 PEYTON GLAVINE



24 PEYTON SYBRANDT



25 JOHNNY CECCOLI



26 HAYDEN MULLINS



27 SEB THOMAS



28 NATE LARUE



29 CARSON SKIPPER



32 CARSON SWILLING



33 WILL MORRISON



34 JOHN SAMUEL SHENKER




36 JACK SOKOL



40 BLAKE BURKHALTER




41 STEVEN WILLIAMS



43 RICHARD FITTS



44 JACK OWEN



45 JOSEPH GONZALEZ



47 GARRETT FARQUHAR



30 BUTCH THOMPSON



35 KARL NONEMAKER



39 GABE GROSS



15 TIM HUDSON