



2020-21 AUBURN MEN'S BASKETBALL

SCHEDULE/RESULTS

Overall: 10-9 • Home: 6-3 • Away: 2-5 • Neutral: 2-1
SEC: 4-6 • Home: 2-3 • Away: 2-3

DATE	OPPONENT	TIME/RESULT
Nov. 26	! vs. Saint Joseph's (FS1)	W, 96-91 (OT)
Nov. 27	! vs. #1 Gonzaga (FOX)	L, 90-67
Nov. 30	at UCF (ESPN+)	L, 63-55
Dec. 4	South Alabama (SECN)	W, 90-81
Dec. 12	% vs. Memphis (ESPNU)	W, 74-71
Dec. 15	Texas Southern (SECN+)	W, 80-63
Dec. 19	Troy (SECN)	W, 77-41
Dec. 22	Appalachian State (SECN)	W, 67-53
Dec. 30	* Arkansas (ESPN2)	L, 97-85
Jan. 2	* at Texas A&M (SECN)	L, 68-66
Jan. 6	* at Ole Miss (SECN)	L, 72-61
Jan. 9	* Alabama (ESPN2)	L, 94-90
Jan. 13	* at Georgia (SECN)	W, 95-77
Jan. 16	* Kentucky (ESPN)	W, 66-59
Jan. 20	* at Arkansas (SECN)	L, 75-73
Jan. 23	* at South Carolina (ESPN2)	W, 109-85
Jan. 26	* #12 Missouri (ESPN2)	W, 88-82
Jan. 30	^ at #2 Baylor (ESPN)	L, 84-72
Feb. 2	* Georgia (SECN)	L, 91-86
Feb. 6	* Ole Miss (ESPN2)	3:00 pm
Feb. 9	* at Vanderbilt (SECN)	7:30 pm
Feb. 13	* at Kentucky (CBS)	12:00 pm
Feb. 16	* Mississippi State (ESPNU)	8:00 pm
Feb. 20	* at LSU (ESPN/2)	3:00/5:00 pm
Feb. 23	* Florida (ESPN/2/U)	8:00 pm
Feb. 27	* Tennessee (ESPN/2)	11:00 am
Mar. 2	* at Alabama (ESPN/2/U)	6:00 pm

All times Central // Schedule subject to change
* - Southeastern Conference Game
! - Fort Myers Tip-Off (Fort Myers, Fla.)
% - Holiday Hoopsgiving (Atlanta, Ga.)
^ - Big 12/SEC Challenge (Waco, Texas)

MATCHUP



Auburn Tigers (10-9, 4-6 SEC)

Head Coach: Bruce Pearl, 26th season (597-232), 7th season at AU (135-87)



Ole Miss Rebels (9-8, 4-6 SEC)

Head Coach: Kermit Davis, 26th season (513-301), 3rd season at UGA (44-38)

Date / Time _____ Feb. 6, 2021 / 3:00 pm CT
 Site / Venue _____ Auburn, Ala. / Auburn Arena (9,121)
 TV _____ ESPN2
 PxP _____ Beth Mowins
 Analyst _____ Dalen Cuff
 Radio _____ AU Sports Network / 93.9 FM / TuneIn
 PxP _____ Andy Burcham
 Analyst _____ Paul Ellen
 Host _____ Brad Law

Series History

Overall	AU leads 77-63
In Auburn	AU leads 51-16
In Oxford	OM leads 43-25
Neutral Site	OM leads 4-1
Last Meeting	OM, 72-61 (1/6/21)
Streak	Ole Miss W1

» Auburn is 51-16 at home against Ole Miss all-time, but the Rebels hold a 5-4 advantage in games played at Auburn Arena. The Tigers have won two of the last three on The Plains, including last year's 67-58 victory.

» Over the last three-plus seasons, Auburn has scored over 80 points in a game 62 times in 124 games (50 percent) since the beginning of the 2017-18 campaign. That mark is the sixth-best in the country in that span and is second among major college basketball behind only Duke.

» In the last nine games, the Tigers are shooting 78 percent (170-of-218) from the free throw line. Auburn's 78 free throw percentage leads the SEC since the turn of the new year. Texas A&M is in second at 76.1 percent (86-of-113) followed by Alabama at 76 percent (127-of-167).

» The Tigers have posted the two highest block totals by any team in the country this season with 14 at Georgia and vs. Missouri. Auburn leads the nation with 117 blocks and is third with 6.2 blocks per game.

» Sharife Cooper is eighth among all freshmen in college basketball with 66 assists, despite missing the first 11 games of the season. Cooper's 8.3 assists per game is second among all players in the country.

» In terms of experience, Auburn averages 0.75 years of experience, which ranks as the youngest team in the country to play a game this season.

PROBABLE AUBURN STARTERS (BASED ON LAST GAME)

Pos.	No.	Name	Ht.	Wt.	Cl.	Hometown (Last School)	PPG	RPG	APG	Blk	Stl	FG%	FT%
G	1	Jamal Johnson	6-4	195	Jr.	Birmingham, Ala. (Memphis)	8.9	2.5	0.7	3	14	.355	.706
G	2	Sharife Cooper	6-1	180	Fr.	Powder Springs, Ga. (McEachern HS)	21.0	4.8	8.3	2	8	.402	.808
F	10	JT Thor	6-10	205	Fr.	Anchorage, Alaska (Norcross HS (Ga.))	9.1	4.4	0.8	22	17	.445	.733
G	22	Allen Flanigan	6-6	215	So.	Little Rock, Ark. (Parkview Magnet HS)	13.9	5.3	2.9	5	16	.464	.785
F	23	Jaylin Williams	6-8	230	So.	Nahunta, Ga. (Brantley County HS)	11.0	4.7	2.3	29	16	.535	.548
F	4	Javon Franklin	6-7	220	Jr.	Little Rock, Ark. (Holmes CC)	1.3	1.2	0.2	6	1	.500	.000
F	5	Chris Moore	6-6	240	Fr.	West Memphis, Ark. (West Memphis HS)	3.5	2.0	0.4	2	6	.639	.600
C	13	Babatunde Akingbola	6-10	245	So.	Ogun, Nigeria (McEachern HS (Ga.))	2.4	2.6	0.2	23	8	.581	.381
G	24	Justin Powell	6-6	205	Fr.	Prospect, Ky. (North Oldham HS)	11.7	6.1	4.7	0	9	.429	.765
G	35	Devan Cambridge	6-6	215	So.	Nashville, Tenn. (Hillcrest Prep (Ariz.))	8.4	3.5	0.9	9	17	.390	.571
C	44	Dylan Cardwell	6-11	250	Fr.	Augusta, Ga. (McEachern HS)	3.9	3.7	0.5	15	9	.714	.636





PROBABLE OLE MISS STARTERS (BASED ON LAST GAME)

Pos.	No.	Name	Ht.	Wt.	Cl.	Hometown (Last School)	PPG	RPG	APG	Blk	Stl	FG%	FT%
F	0	Romello White	6-8	235	Gr.	Atlanta, Ga. (Arizona State)	10.0	5.5	1.1	19	9	.649	.657
G	2	Devontae Shuler	6-2	185	Sr.	Irmo, S.C. (Oak Hill Academy)	14.9	2.8	3.5	1	29	.414	.787
G/F	15	Luis Rodriguez	6-6	210	So.	Los Angeles, Calif. (Woodstock Academy (Conn.))	7.6	6.4	2.1	12	30	.430	.581
F	21	Robert Allen	6-8	230	Jr.	Orlando, Fla. (Samford)	3.6	2.8	0.8	6	13	.500	.607
G	24	Jarkel Joiner	6-1	180	Jr.	Oxford, Miss. (Cal State Bakersfield)	10.8	2.4	1.2	3	18	.396	.843
G	1	Austin Crowley	6-5	195	So.	West Point, Miss. (Sunrise Christian Academy (Kan.))	2.9	1.9	1.0	3	8	.365	.667
F	3	Khadim Sy	6-10	238	Sr.	Dakar, Senegal (Daytona State)	3.1	1.9	0.3	4	6	.405	1.000
F	5	KJ Buffen	6-7	230	Jr.	Gainesville, Ga. (Gainesville HS)	8.6	4.3	1.4	11	15	.514	.622
G	11	Matthew Murrell	6-4	200	Fr.	Memphis, Tenn. (IMG Academy)	4.4	1.7	0.7	3	7	.309	.571

MEDIA SPOT CHART

(probable starters in orange based on last game)



	1	JAMAL JOHNSON 2020-20 19-9 8.9 2.5 0.7 .355 .706 Career 83-35 6.1 2.4 0.7 .352 .697	JR » G » 6-4 » 195 » Birmingham, Ala. » Memphis • Started last 9 games after appearing in 10 games off the bench • Tied for team lead and is 6th in SEC with 35 3-pointers • Graduated in the fall from the School of Communication	Career-Highs Pts 21 Reb 8 (2x) Ast 3 (3x) Stl 3 Min 40
	2	SHARIFE COOPER 2020-21 8-8 21.0 4.8 8.3 .402 .808 Career 8-8 21.0 4.8 8.3 .402 .808	FR » G » 6-1 » 180 » Powder Springs, Ga. » McEachern HS • Only player in NCAA with multiple games of 15 pts, 12 ast and 5 reb • 26 pts in debut tied for most in a freshman debut in AU history • 3rd McDonald's All-American at AU (F. Ford, 1983; K. Barber, 2005)	Career-Highs Pts 28 (2x) Reb 8 Ast 12 (2x) Stl 3 Min 37
	4	JAVON FRANKLIN 2020-21 16-0 1.3 1.2 0.4 .500 .000 Career 21-0 1.0 1.0 0.3 .500 .000	JR » F » 6-7 » 220 » Little Rock, Ark. » Holmes CC • Had career game at Arkansas w/ 8 pts, 4 reb, 2 blk, 3-4 FG, 2-2 3-pt • Seeing regular minutes after appearing in just 5 games last year • 10.8 pts, 8.2 reb as a freshman at Holmes CC	Career-Highs Pts 8 Reb 4 (2x) Ast 2 Blk 2 Min 12
	5	CHRIS MOORE 2020-21 17-0 3.5 2.0 0.4 .639 .600 Career 17-0 3.5 2.0 0.4 .639 .600	FR » F » 6-6 » 240 » West Memphis, Ark. » West Memphis HS • Had career game vs. #12 Missouri w/ 11 pts, 4-4 FG, 3-3 3-pt • Arkansas Player of the Year as a senior • Took dance class when he was younger	Career-Highs Pts 11 Reb 6 Ast 2 Stl 3 Min 16 (3x)
	10	JT THOR 2020-21 19-19 9.1 4.4 1.2 .445 .733 Career 19-19 9.1 4.4 1.2 .445 .733	FR » F » 6-10 » 205 » Anchorage, Alaska » Norcross HS • 10.6 pts, 5.8 reb, 1.5 blk, 1.1 stl, 47% FG in last 10 games • Added 10 lbs of muscle since arriving in the summer • Was 5-star in 2021 class, reclassified to join this season	Career-Highs Pts 15 Reb 9 Ast 4 Blk 4 (2x) Min 29
	13	"STRETCH" AKINGBOLA 2020-21 19-0 2.4 2.6 1.2 .581 .381 Career 32-0 1.5 1.7 0.9 .543 .381	SO » C » 6-10 » 245 » Ogun, Nigeria » McEachern HS • 5 blk in 8 min vs. #12 Missouri; 1 of 5 in last decade w/ 5 blk in 8 min • Elite defender and best communicator on the team • Has 4 siblings, all sisters	Career-Highs Pts 7 Reb 8 Ast 2 Blk 5 Min 26
	22	ALLEN FLANIGAN 2020-21 19-19 13.9 5.3 2.9 .464 .785 Career 50-22 7.3 3.7 1.3 .440 .681	SO » G » 6-6 » 215 » Little Rock, Ark. » Parkview Magnet HS • 2nd-most improved scorer in SEC from a season ago (3.2 to 13.9) • 14.4 pts, 5.8 reb, 3.0 ast, 86% FT in SEC play • Added 15 lbs of muscle in the offseason	Career-Highs Pts 24 Reb 10 Ast 6 (2x) Stl 4 Min 36
	23	JAYLIN WILLIAMS 2020-21 19-19 11.0 4.7 2.3 .535 .548 Career 33-19 7.4 3.5 1.5 .535 .588	SO » F » 6-8 » 230 » Nahunta, Ga. » Brantley County HS • 14.8 pts, 6.8 reb, 60% FG over last 4 games • 1 of 6 in NCAA w/ 40 ast, 20 blk, 15 stl • Played football in HS and was a WR	Career-Highs Pts 24 Reb 11 Ast 8 Blk 5 Min 37
	24	JUSTIN POWELL 2020-21 10-7 11.7 6.1 4.7 .429 .765 Career 10-7 11.7 6.1 4.7 .429 .765	FR » G » 6-6 » 205 » Prospect, Ky. » North Oldham HS • Only freshman in NCAA to avg. 11 pts, 6 reb, 4 ast per game this year • Labeled as the top player from the state of Kentucky • Naturally left-handed, parents taught him everything right-handed	Career-Highs Pts 26 (2x) Reb 8 (2x) Ast 9 (2x) Stl 2 (3x) Min 33 (2x)
	35	DEVAN CAMBRIDGE 2020-21 19-11 8.4 3.5 0.9 .390 .571 Career 50-11 5.8 2.8 0.4 .406 .472	SO » G » 6-6 » 215 » Nashville, Tenn. » Hillcrest Prep • 9.8 pts, 50% FG coming off bench; 7.4 pts, 32% as starter • 26 pts vs. SC in 19-20, most by AU bench player since 2008 (Tolbert, 32) • Has 6 siblings; brother, Desmond, plays at Nevada	Career-Highs Pts 26 Reb 10 Ast 3 Blk 5 Min 32
	44	DYLAN CARDWELL 2020-21 19-0 3.9 3.7 0.8 .714 .636 Career 19-0 3.9 3.7 0.8 .714 .636	FR » C » 6-11 » 250 » Augusta, Ga. » McEachern HS • Only freshman in NCAA better than 70% with 60 reb and 10 blk • First game of season was his first competitive game in over 500 days • Plays hip-hop songs on the piano	Career-Highs Pts 8 (3x) Reb 8 Ast 3 Blk 2 (5x) Min 26

BRUCE PEARL

Head Coach
7th year at Auburn • 135-87
26th year overall • 597-232



- 7 National Coach of the Year Awards, 2006 Basketball Times, CBSsportsline, Sporting News National Coach of the Year

- 2006 & 2008 AP SEC Coach of the Year, 2008 SEC Co-Coach of the Year

- 2008 Rupp Cup Co-winner

- Has advanced to postseason play in 20 of 25 years as a head coach. Following a second-place finish in the SEC with a 25-6 record, including 12-6 in league play, that would be 21 of 25 had the postseason not been canceled due to COVID

- Set single-season wins records at four different schools (29 at Southern Indiana in 1995; 26 at Wisconsin-Milwaukee in 2005; 31 at Tennessee in 2008; 30 at Auburn in 2019)

- Pearl has achieved a top-5 national ranking at Southern Indiana, Tennessee and Auburn. He has been in the top five in 10 seasons (1994-2001 at Southern Indiana, 2007-08 at Tennessee, 2019-20 at Auburn)

- Bruce Pearl's teams have led their conference in scoring 17 of the 25 years that he has been a head coach. His squads were the SEC's scoring champion in four of his six seasons at Tennessee, averaging 77.4 ppg while allowing 70.5 ppg

- One of 12 coaches to lead three different DI programs to the Sweet 16, joining Rick Barnes, Gene Bartow, John Calipari, Lon Kruger, Frank McGuire, Ralph Miller, Rick Pitino, Bill Self, Tubby Smith, Eddie Sutton and Bruce Weber. Including his stint at DII Southern Indiana, Pearl is one of only three coaches to take four programs (with three at the DI level) to the Sweet 16, joining Lon Kruger and Eddie Sutton

- With the win over Kentucky that sent Auburn to its first Final Four in program history, Pearl notched his 100th win as head coach of the Tigers. He is the first coach in Auburn history to have 100 wins in his first five seasons

- Bruce Pearl is the 11th coach in SEC history to win four conference crowns (overall or division) in a 10-year span. He is on the same list as Adolph Rupp (UK), Babe McCarthy (MSU), Billy Donovan (UF), Dale Brown (LSU), Joe Hall (UK), John Calipari (UK), Nolan Richardson (ARK), Rick Pitino (UK), Rick Stansbury (MSU) and Tubby Smith (UK)

- Auburn sold out of season tickets for the sixth straight time in 2019-20, all under Pearl, to continue the school record streak. Prior to Pearl, the only other time the Tigers sold out of season tickets came was 1999-2000

- In 25 full years as a head coach, Bruce Pearl's teams have finished either first or second in conference play 17 times

- At the Division I level, Pearl's teams have topped the 100-point mark 21 times, including a high of 124 in 2009 as well as 121 in the 2007 NCAA Tournament. In his second year as a coach at Southern Indiana the team averaged 101.7 ppg

- In the past four seasons, Auburn has the best non-conference record in the SEC during the regular season at 47-5 (.904), while scheduling regular NCAA Tournament teams in Arizona, Davidson, Dayton, Duke, Iowa State, Middle Tennessee, Murray State, Oklahoma, Texas Tech, UConn and Xavier

HEAD COACHING RECORD

Year	School	Record	Postseason
1992-93	Southern Indiana	22-7	NCAA Region 3rd Place
1993-94	Southern Indiana	28-4	NCAA Runner-Up
1994-95	Southern Indiana	29-4	NCAA Champions
1995-96	Southern Indiana	25-4	NCAA Sweet 16
1996-97	Southern Indiana	23-5	NCAA First Round
1997-98	Southern Indiana	27-6	NCAA Sweet 16
1998-99	Southern Indiana	26-6	NCAA Sweet 16
1999-00	Southern Indiana	25-6	NCAA Sweet 16
2000-01	Southern Indiana	26-4	NCAA First Round
Total		231-46	
2001-02	Milwaukee	16-13	-
2002-03	Milwaukee	24-8	NCAA First Round
2003-04	Milwaukee	20-11	NIT First Round
2004-05	Milwaukee	26-6	NCAA Sweet 16
Total		86-38	
2005-06	Tennessee	22-8	NCAA Second Round
2006-07	Tennessee	24-11	NCAA Sweet 16
2007-08	Tennessee	31-5	NCAA Sweet 16
2008-09	Tennessee	21-13	NCAA First Round
2009-10	Tennessee	28-9	NCAA Elite Eight
2010-11	Tennessee	19-15	-
Total		145-61	
2014-15	Auburn	15-20	-
2015-16	Auburn	11-20	-
2016-17	Auburn	18-14	-
2017-18	Auburn	26-8	NCAA Second Round
2018-19	Auburn	30-10	NCAA Final Four
2019-20	Auburn	25-6	(Canceled)
2020-21	Auburn	10-9	-
Total		135-87	
Career		597-232	

- His teams have been just as successful off the court as Auburn has had 29 graduates in six years – the most in the SEC. In 2018, Auburn received an Academic Progress Rate Public Recognition Award marking the first time the Tigers have been honored since the award began tracking data in 2004. The NCAA annually honors teams earning multiyear Academic Progress Rates in the top 10 percent of all squads in each sport

- Auburn recently secured its fourth perfect APR score of 1,000 in mid-May, something that has never been accomplished in program history

- In the past five years, Auburn men's basketball has averaged an APR of 995 (out of 1,000). In the previous four seasons before Pearl and his staff arrived, Auburn's APR average score was 940

- Pearl started AUTLIVE at Auburn in 2015-16 to benefit cancer patients in the fight to beat cancer. AUTLIVE raises the awareness of cancer prevention and detection while t-shirt sales and donations raise money to benefit cancer patients. He initiated the OUTLIVE program in 2009 at Tennessee in recognition of former Vol Chris Lofton, who beat testicular cancer through early diagnosis and treatment and went on to play the entire 2007-08 season while recovering from his battle with the disease

- On Dec. 19, 2019, Children's Harbor in Birmingham, Ala. dedicated their on-site basketball court in honor of the charitable work done by Coach Pearl and the Pearl family over the last six years.

- Bruce Pearl has raised over \$1.2 million in only six golf tournaments at Auburn. Pearl and his wife, Brandy, have remarkably raised \$770,000 in the last three years benefitting Children's Harbor in Birmingham through the Bruce Pearl For the Children Golf Classic. The mission of Children's Harbor is to help children with serious illness and their families

- The Bruce Pearl Family Foundation in conjunction with L5 Foundation, an organization dedicated to addressing the essential and basic needs of cancer patients, donated \$20,000 to five charities in a ceremony in Knoxville in August 2015

- The Pearl family announced on Feb. 27, 2007, a \$100,000 donation to endow a scholarship in the name of former Tennessee player Dane Bradshaw. The Dane Bradshaw Athletic Scholarship Endowment is awarded to the male or female student-athlete at UT who best epitomizes the characteristics of the 2006-07 senior captain

TOP PERFORMANCES UNDER PEARL AT AUBURN

MOST POINTS TEAM

- 119, vs. Northwestern State (Nov. 27, 2015)
119, vs. Winthrop (Nov. 24, 2017)
- 117, vs. Coastal Carolina (Dec. 15, 2016)
- 116, vs. CSUN (Nov. 15, 2019)
- 109, at South Carolina (Jan. 23, 2021)**

MOST POINTS INDIVIDUAL

- 34, Bryce Brown vs. Dayton (Dec. 8, 2018)
- 33, Samir Doughty vs. CSUN (Nov. 15, 2019)
- 32, Samir Doughty at Tennessee (Mar. 7, 2020)
- 31, Bryce Brown vs. Norfolk State (Nov. 10, 2017)
31, Mustapha Heron vs. Winthrop (Nov. 24, 2017)
31, Jared Harper at UAB (Dec. 15, 2018)

MOST REBOUNDS TEAM

- 66, vs. Mississippi College (Nov. 14, 2018)
- 60, vs. Alabama (Feb. 12, 2020)
- 56, vs. Saint Joseph's (Nov. 26, 2020)**
- 52, vs. Gardner-Webb (Dec. 6, 2017)
52, vs. CSUN (Nov. 15, 2019)

MOST REBOUNDS INDIVIDUAL

- 19, Cinmeon Bowers at Middle Tennessee (Dec. 12, 2015)
- 18, Cinmeon Bowers vs. Alabama (Jan. 19, 2016)
18, Cinmeon Bowers vs. Ole Miss (Feb. 20, 2016)
- 17, Cinmeon Bowers vs. Milwaukeee (Nov. 14, 2014)
17, Cinmeon Bowers vs. Winthrop (Dec. 17, 2014)
17, Cinmeon Bowers vs. Mississippi State (Jan. 21, 2015)
17, Horace Spencer vs. Mississippi College (Nov. 14, 2018)
17, Austin Wiley vs. Alabama (Feb. 12, 2020)

MOST 3-POINTERS TEAM

- 22, vs. South Alabama (Dec. 4, 2020)**
- 21, vs. Coastal Carolina (Dec. 15, 2016)
- 18, vs. South Alabama (Nov. 6, 2018)
18, vs. LSU (Feb. 8, 2020)
- 17, vs. Northwestern State (Nov. 27, 2015)
17, vs. Vanderbilt (Feb. 3, 2018)
17, vs. Arkansas (Feb. 20, 2019)
17, vs. North Carolina (Mar. 29, 2019)
17, vs. CSUN (Nov. 15, 2019)

MOST 3-POINTERS INDIVIDUAL

- 9, Bryce Brown at Arkansas (Feb. 17, 2016)
- 8, Kareem Canty at Middle Tennessee (Dec. 12, 2015)
8, Bryce Brown vs. South Carolina (Mar. 3, 2018)
8, Samir Doughty at Tennessee (Mar. 7, 2020)
- 7, KT Harrell vs. Coastal Carolina (Dec. 5, 2014)
7, Bryce Brown at Ole Miss (Jan. 9, 2019)
7, Bryce Brown vs. Kansas (Mar. 23, 2019)
7, Justin Powell vs. South Alabama (Dec. 4, 2020)

MOST FT MADE TEAM

- 36, vs. Missouri (Jan. 26, 2021)**
- 33, vs. Kentucky (Feb. 1, 2020)
- 31, vs. Arkansas (Feb. 10, 2015)
31, at Arkansas (Feb. 27, 2018)
- 30, at South Carolina (Feb. 17, 2018)
30, at Missouri (Feb. 15, 2020)

MOST FT MADE INDIVIDUAL

- 18, Sharife Cooper vs. Missouri (Jan. 26, 2021)**
- 15, KT Harrell vs. Georgia (Mar. 3, 2015)
15, Jared Harper at UAB (Dec. 15, 2018)
- 14, Jared Harper vs. Ole Miss (Jan. 7, 2017)
14, Samir Doughty vs. Kentucky (Feb. 1, 2020)

MOST FT ATTEMPTED TEAM

- 46, at Missouri (Feb. 15, 2020)
- 44, vs. Kentucky (Feb. 1, 2020)
44, vs. Missouri (Jan. 26, 2021)
- 43, vs. Saint Joseph's (Nov. 26, 2020)**
- 42, vs. Eastern Kentucky (Nov. 17, 2016)
42, vs. Alabama (Jan. 21, 2017)

MOST FT ATTEMPTED INDIVIDUAL

- 21, Sharife Cooper vs. Missouri (Jan. 26, 2021)**
- 18, Cinmeon Bowers vs. Missouri (Jan. 10, 2015)
18, KT Harrell vs. LSU (Mar. 13, 2015)
18, Austin Wiley vs. Alabama (Jan. 21, 2017)
- 17, Jared Harper vs. Ole Miss (Jan. 7, 2017)

MOST ASSISTS TEAM

- 27, vs. CSUN (Nov. 15, 2019)
- 25, vs. Saint Peter's (Nov. 28, 2018)
- 24, vs. South Alabama (Nov. 6, 2018)
24, vs. South Alabama (Dec. 4, 2020)
- 23, vs. Northwestern State (Nov. 27, 2015)
23, vs. USC Upstate (Nov. 29, 2016)
23, at TCU (Jan. 28, 2017)
23, vs. North Florida (Dec. 29, 2018)

MOST ASSISTS INDIVIDUAL

- 16, J'Von McCormick vs. CSUN (Nov. 15, 2019)
- 14, Jared Harper vs. Vanderbilt (Feb. 3, 2018)
- 13, Jared Harper vs. South Alabama (Nov. 6, 2018)
- 13, Jared Harper vs. North Carolina (Mar. 29, 2019)
- 12, Sharife Cooper at Georgia (Jan. 13, 2021)**
12, Sharife Cooper at South Carolina (Jan. 23, 2021)
- 10, Kareem Canty vs. Northwestern State (Nov. 27, 2015)
10, Jared Harper vs. Gardner-Webb (Dec. 6, 2017)
10, Jared Harper vs. Murray State (Dec. 22, 2018)
10, Jared Harper vs. North Florida (Dec. 29, 2018)
10, J'Von McCormick vs. Texas A&M (Mar. 4, 2020)

MOST STEALS TEAM

- 20, vs. North Florida (Dec. 29, 2018)
- 18, vs. Tennessee (Feb. 22, 2020)
- 16, vs. Saint Peter's (Nov. 28, 2018)
- 14, vs. Georgia (Jan. 20, 2018)
14, vs. Alabama (Feb. 21, 2018)
14, vs. Mississippi College (Nov. 14, 2018)
14, vs. Florida (Mar. 16, 2019)
14, vs. Tennessee (Mar. 17, 2019)
14, vs. New Mexico (Nov. 25, 2019)

MOST STEALS INDIVIDUAL

- 5, K.C. Ross-Miller vs. Oregon State (Nov. 26, 2014)
5, K.C. Ross-Miller vs. Middle Tennessee (Dec. 29, 2014)
5, Antoine Mason at LSU (Feb. 5, 2015)
5, Malik Dunbar vs. UNC Asheville (Dec. 4, 2018)
5, Chuma Okeke vs. Murray State (Dec. 22, 2018)
5, Chuma Okeke vs. North Florida (Dec. 29, 2018)
5, J'Von McCormick vs. Tennessee (Feb. 22, 2020)

MOST BLOCKS TEAM

- 14, at Georgia (Jan. 13, 2021)**
14, vs. Missouri (Jan. 26, 2021)
- 12, at Missouri (Jan. 10, 2017)
12, vs. UNC Asheville (Dec. 4, 2018)
- 11, vs. Boston College (Dec. 12, 2016)
11, vs. CSUN (Nov. 15, 2019)

MOST BLOCKS INDIVIDUAL

- 7, Horace Spencer at Arkansas (Feb. 17, 2016)
- 6, Horace Spencer vs. Oklahoma State (Jan. 30, 2016)
6, Horace Spencer vs. Boston College (Dec. 12, 2016)
6, Anfernee McLemore vs. Gardner-Webb (Dec. 6, 2017)
6, Anfernee McLemore at Missouri (Jan. 24, 2018)
6, Anfernee McLemore vs. Lehigh (Dec. 21, 2019)

AUBURN VS. OLE MISS SERIES

» The Tigers and Rebels meet for the first time this season and 140th time in series history Saturday afternoon. Auburn leads the overall series at 77-63.

» After falling 10 straight times to the Rebels from 2012-2017, the Tigers have won four of the last seven duels in the annual home-and-home matchup.

» Auburn is 51-16 at home against Ole Miss all-time, but the Rebels hold a 5-4 advantage in games played at Auburn Arena. The Tigers have won two of the last three on The Plains, including last year's 67-58 victory, highlighted by Austin Wiley's double-double with 15 points and 11 rebounds. Devan Cambridge chipped in with eight points. Jaylin Williams added six points, three rebounds and two blocks.

» Bruce Pearl is 9-10 against Ole Miss all-time with four of those wins coming as Auburn's head coach. Pearl is 9-4 against Ole Miss head coach Kermit Davis, including 7-1 when Davis was leading Middle Tennessee.

80-PIECE

» Auburn has been one of the top offensive teams in college basketball over the last several years.

» The Tigers have eclipsed the 80-point plateau 96 times under head coach Bruce Pearl, which is the 18th-most in college basketball since the 2014-15 season.

» Over the last three-plus seasons, Auburn has scored over 80 points in a game 62 times in 124 games (50 percent) since the beginning of the 2017-18 campaign. That mark is the sixth-best in the country in that span and is second among major college basketball behind only Duke. The Tigers lead the SEC in the span, ahead of LSU (56), Alabama (46), Arkansas (45) and Tennessee (41).

Games w/ 80 Pts Since 2017-18

Rank	Team	Games with 80+
1.	Gonzaga	89
2.	Buffalo	70
3.	Duke	69
4.	Belmont	64
5.	South Dakota State	63
6.	Auburn	62
7.	Marshall	61
8.	North Carolina	57
9.	Central Michigan	56
	Creighton	56
	LSU	56
--		
43.	Alabama	46
49.	Arkansas	45
74.	Tennessee	41

HOME COOKIN'

» Auburn Arena has become one of the toughest environments to play in the country. The Tigers are 52-7 (.881) at home over the last three-plus seasons. Listed below are the best records at home since 2017-18.

Team	Record
Gonzaga	57-1 (.983)
South Dakota State	50-1 (.980)
Houston	58-3 (.951)
Prairie View A&M	37-2 (.949)
New Mexico State	44-3 (.936)
Florida State	53-4 (.930)
Kansas	52-5 (.912)
Virginia	52-5 (.912)
Belmont	47-5 (.904)
NC Central	37-4 (.902)
Murray State	50-6 (.893)
Nevada	48-6 (.889)
Michigan	53-7 (.883)
Auburn	52-7 (.881)
Duke	51-7 (.879)
Michigan State	49-7 (.875)

(as of games completed through Feb. 3)

» The Tigers have been especially good at home against non-conference competition on The Plains under Coach Pearl as they boast a 44-3 mark, good for a winning percentage of .936. Below are the records for all 14 SEC teams and how they've fared since 2014-15.

PLAYER TO WATCH: JAYLIN WILLIAMS

In the last meeting vs. Ole Miss, Jaylin Williams had a career game with 24 points on 7-of-14 from the floor, including 6-of-10 from beyond the arc. Over his last four games, Williams has reached double figures three times and is averaging 14.8 points and 6.8 rebounds per game. In that same span, the Nahunta, Ga. native is shooting 60 percent from the floor (24-of-40).



TALE OF THE TAPE



Scoring Offense	78.8	68.1
Scoring Defense	75.7	62.2
Scoring Margin	+3.1	+5.9
FG Pct.	.452	.436
FG Pct. Defense	.432	.415
3-pt. FG Pct.	.329	.277
3-pt. FG Pct. Defense	.310	.367
FT Pct.	.696	.660
Rebounds Per Game	39.1	36.8
Opp. Rebounds Per Game	35.8	33.1
Rebound Margin	+3.3	+3.7
Assists Per Game	15.5	12.5
Turnovers Per Game	16.4	13.8
Opp. Turnovers Per Game	14.3	17.0
Turnover Margin	-2.1	+3.2
Assist/Turnover Ratio	0.9	0.9
Steals Per Game	6.6	8.4
Blocks Per Game	6.1	3.9

LAST 10/SERIES HISTORY

Date	H/A/N	Result
Feb. 20, 2016	H	L, 69-59
Jan. 7, 2017	H	L, 88-85
Feb. 11, 2017	A	L, 90-84
Jan. 9, 2018	H	W, 85-70
Jan. 30, 2018	A	W, 79-70
Jan. 9, 2019	A	L, 82-67
Feb. 13, 2019	H	L, 60-55
Jan. 28, 2020	A	W, 83-82 (2OT)
Feb. 25, 2020	H	W, 67-58
Jan. 6, 2021	A	L, 72-61

All Games: Auburn leads 77-63
 All Games at Auburn: Auburn leads 51-16
 All Games at Auburn Arena: Ole Miss leads 5-4
 All Games at BEMC: Auburn leads 33-9
 All Games at Ole Miss: Ole Miss leads 43-25
 All Games at The Pavilion: Ole Miss leads 4-2
 All Games at Tad Smith Col.: Ole Miss leads 33-15
 Bruce Pearl vs. Ole Miss: 9-10
 Kermit Davis vs. Auburn: 3-6
 All Games at Neutral Sites: Ole Miss leads 4-1
 SEC Tournament Games: Ole Miss leads 2-1
 Longest Auburn Streak: 7 ('89-'90/'92-'93)
 Longest Ole Miss Streak: 10 ('12-'17)

Team	Record
Arkansas	58-3 (.951)
Auburn	44-3 (.936)
Georgia	49-4 (.925)
Tennessee	47-4 (.922)
Kentucky	51-5 (.911)
LSU	48-5 (.906)
Texas A&M	45-5 (.900)
Miss. State	48-6 (.889)
Alabama	38-5 (.884)
Missouri	40-9 (.816)
Vanderbilt	46-11 (.807)
S. Carolina	37-10 (.787)
Florida	28-8 (.778)
Ole Miss	38-12 (.760)

(as of games completed through Jan. 31)

» Auburn has won 33 straight regular season non-conference home games and holds perfect records over the last five seasons. Auburn is the only team in the SEC without a blemish at home against non-league foes since 2016-17.

» The Tigers' streak of 33 straight regular season non-conference home wins is tops in the SEC, leading Arkansas (20) and Georgia (18). The last time Auburn lost at home to a non-conference foe was Jan. 30, 2016 vs. Oklahoma State in the Big 12/SEC Challenge, 74-63.

WELCOME TO THE JUNGLE

» Known as one of the best homecourt environments in all of college basketball, Auburn has fed off of its consistently-packed crowds inside Auburn Arena, or as ESPN's Tom Hart has called it, "The Cathedral of Chaos."

» The Tigers finished the 2019-20 season at 16-1 at home, marking the most wins in Auburn Arena history and the second-most home wins ever in program history, trailing only the 18 by the 2008-09 team at Beard-Eaves-Memorial Coliseum.

» Auburn's 19-game home winning streak was snapped in the final home game of the season to Texas A&M, ending what was the eighth-longest active streak in the country.

» Listed below are the biggest home winning streaks in program history:

Streak Began	Ended
36 Jan. 26, 1957	Jan. 7, 1961
30 Mar. 11, 1998	Mar. 1, 2000
19 Feb. 20, 2019	Mar. 4, 2020
17 3rd game of 1926	15th game of 1927
15 Feb. 27, 1974	Jan. 10, 1976
13 Mar. 4, 2017	Feb. 7, 2018
12 Feb. 14, 2018	Jan. 19, 2019
10 Jan. 7, 1963	Feb. 3, 1964
10 Mar. 2, 2011	Jan. 11, 2012

» The Tigers own a 52-7 record at home since the beginning of the 2017-18 season.

BLOCK PARTY

» Auburn has been one of the best teams in the country at protecting the rim. The Tigers lead the nation with 117 blocks and are third with 6.2 blocks per game.

» The Tigers have posted the two highest block totals by any team in the country this season with 14 at Georgia and vs. Missouri. Those marks are the most by an Auburn team in a SEC game in program history.

» At Georgia, Jaylin Williams and Devan Cambridge each racked up five swats, a career high for both players. It is the first time two Tigers blocked at least five shots in a game since Rob Chubb and Willy Kouassi each blocked five shots against Nicholls State on Nov. 25, 2011.

» Against Missouri, Babatunde Akingbola blocked a career-best five shots in only eight minutes. He is the only player in the country to have at least five blocks in eight or fewer minutes this season and is one of just five players to accomplish the feat in the last decade, joining Johndre Jefferson (South Carolina, 2011), Ajdin Penava (Marshall, 2018), Len Springs (Northern Arizona, 2014) and Nicholas West (Alabama A&M, 2014).

THERE'S A NEW SHARIFE IN TOWN

» There's no doubt that Sharife Cooper has made an immediate impact for Auburn since taking the court. In his first six career games, Cooper has scored or assisted on 319 of Auburn's 679 points (47.0 pct.).

» Auburn has averaged 84.9 points on 46.2 percent shooting in Cooper's eight games in the lineup. The Tigers have recorded 15.9 assists per game and are 156-of-200 (78 percent) from the free-throw line in those contests. In the previous 11 games, Auburn averaged 74.4 points and 15.3 assists per game while shooting 139-of-224 (62.1 percent) from the charity stripe.

» Cooper is one of four freshman in the nation with three games of 25 or more points. The Powder Springs, Ga. native has four such games and is second behind only LSU's Cameron Thomas, who has nine. Oklahoma State's Cade Cunningham and Arkansas' Moses Moody are close behind with three apiece. It took Cooper just six games to reach the feat, while it took Thomas seven contests.

» Cooper's impressive display of passing and his vision has contributed to 66 assists in eight games. While he ranks eighth in total assists among freshmen nationally, his nearly nine assists per game is the best among all freshmen and is second among all players in the NCAA.

Player	Team	APG
Cam Mack (Jr.)	Prairie View A&M	8.5
Sharife Cooper (Fr.)	Auburn	8.3
Jalen Moore (Jr.)	Oakland	8.0
Kendric Davis (Jr.)	SMU	7.6
Kameron Langley (Sr.)	North Carolina A&T	7.4
Jason Preston (Jr.)	Ohio	7.4
Sahvir Wheeler (So.)	Georgia	7.4
Colbey Ross (Sr.)	Pepperdine	7.3
Yuri Collins (So.)	Saint Louis	7.1
Chandler Vaudrin (Sr.)	Winthrop	7.1

» Cooper made his highly-anticipated debut in an Auburn uniform vs. Alabama, and it will go down as one of the best debuts by a freshman in program history.

CLASS OF THE SEC: MOST GRADUATES SINCE 2014

When it comes to graduating players, nobody in the SEC has done it better than head coach Bruce Pearl and Auburn. Since 2014, the Tigers have had 31 student-athletes walk across the graduation stage and earn their degrees, which is the highest number in the SEC. Pictured below is recent graduate Anfernee McLemore, who earned two degrees in his four seasons with the Tigers.



KENPOM.COM

Adjusted Efficiency Margin		
Value	SEC	NCAA
+14.3	8th	58th

Adjusted Offensive Efficiency		
Points scored per 100 possessions		
Value	SEC	NCAA
111.5	5th	35th

Adjusted Defensive Efficiency		
Points allowed per 100 possessions		
Value	SEC	NCAA
97.0	11th	91st

» The consensus 5-star signee had 26 points, nine assists, four rebounds and three steals in 33 minutes for the Tigers.

» Cooper's 26 points tied Eddie Johnson for the most points scored by a freshman in his first game in program history. Johnson had 26 points vs. Clemson on Nov. 30, 2973. Cooper is one of three freshmen in the Auburn record books to score at least 20 points in their debut, joining Johnson and Jay Heard, who had 20 points vs. Southeastern Louisiana on Nov. 13, 1998.

» Listed below are some of the best freshman debuts in program history.

Player	Year	Opp.	Stats
Eddie Johnson	1973	Clemson	26p/8r
Wesley Person	1990	Texas So.	14p/7r
Scott Pohlman	1997	Temple	14p/3r
Jay Heard	1998	SE Louisiana	20p/5r
David Hamilton	1998	SE Louisiana	11p/10r
Marquis Daniels	1999	PR-Mayaguez	16p/6r
Toney Douglas	2004	Temple	15p/9r
Justin Powell	2020	Saint Joe's	17p/7r
Sharife Cooper	2020	Alabama	26p/9a

» In addition, Cooper matched Justin Powell and Eddie Johnson for the most points scored by a freshman in their first home game. Cooper's nine dimes tied Powell for the record in a home debut by a freshman in program history.

» For his efforts, Cooper was named the SEC Freshman of the Week after competing in his first competitive basketball game in 315 days.

» Cooper followed up his first career game with a sensational performance at Georgia. The Powder Springs, Ga. native had 28 points and dished out 12 assists to go along with five boards and two steals.

» More recently, Cooper had 16 points and 12 assists in a 109-86 rout at South Carolina. He had a double-double in the first half with 10 points and 11 assists.

» Cooper is one of only three players in the country to boast multiple games of 12 assists, joining Kendrick Davis (SMU) and Jalen Moore (Oakland).

» Cooper is the first Auburn player with a points-assists double-double since Jared Harper had 12 points and 10 assists against Murray State on Dec. 22, 2018. He is the first Tiger with a 20-point, 10-assist game since Harper had 20 points and 13 assists against South Alabama on Nov. 6, 2018, in the 2018-19 season opener.

» Against Missouri, Cooper had 28 points, eight rebounds and seven assists. He is one of only four in the country to have such a stat line this season, joining Hayden Brown (Citadel), DeVante Carter (Hampton) and Anthony Tarke (Coppin State).

» In that same game, Cooper set an Auburn record after going 18-of-21 from the charity stripe. Cooper's mark bested the 17 that was set by John Mengelt vs. Kentucky (March 2, 1970), Wally Tinker vs. Vanderbilt (Jan. 15, 1968) and Ray Groover vs. Florida State (Dec. 10, 1960). Cooper's 21 free throw attempts tied the single-game record with Ray Groover vs. Florida State (Dec. 10, 1960) and Bryant Smith vs. Georgia (Jan. 3, 1998).

JAY-WILL SHOWCASING HIS TALENT

» In his second season in the program, Jaylin Williams is showcasing why he is one of the top talents in the Southeastern Conference.

GAMEDAY EXPERIENCE: AUBURN ARENA

Built at a cost of \$86 million, Auburn Arena seats 9,121 fans for basketball games. Auburn Arena replaced the old Beard-Eaves Memorial Coliseum as the home of Tiger basketball for the 2010-11 season. The furthest seat in Auburn Arena is just 43 feet away from the court. Two-thirds of the seats are less than 27 feet in elevation from courtside offering a home environment that is unrivaled.



NEW BLOODS VS. BLUE BLOODS

	'17-18	'18-19	'19-20	'20-21	Overall	Trophies	Conf. Titles	Tourn. Titles	vs. AU
Auburn	26-8	30-10	25-6	10-9	91-33	4	1	1	-
Kentucky	26-11	30-7	25-6	5-11	86-35	4	1	1	3-4
Kansas	31-8	26-10	28-3	12-6	97-27	6	2	1	0-1
North Carolina	26-11	29-7	14-18	11-6	78-42	1	1	0	0-1
Duke	29-8	32-6	25-6	7-6	93-26	3	0	1	1-0
Michigan State	30-5	32-7	22-9	8-7	92-28	7	3	1	0-0

Trophies, titles and vs. AU since 2017-18

» Williams is one of eight underclassmen forwards in the country to average 10 points, 4.5 rebounds and 2.3 assists per game this season.

» In addition, Williams is one of just six players in the country with 40 assists, 20 blocks and 15 steals, joining Aaron Henry (Michigan State), Herb Jones (Alabama), Neemis Queta (Utah State), Jake Stephens (VMI), Anthony Tarke (Coppin State)

» Williams made a statement in his first collegiate start against Saint Joseph's on Nov. 26 when he had 18 points and 11 rebounds, good for his first career double-double. More recently, Williams set a career-high with 24 points on 7-of-14 from the floor, including 6-of-10 from 3, with four rebounds and four assists at Ole Miss.

» At No. 2 Baylor, Williams had 17 points on 7-of-10 shooting, including 3-of-6 from deep, in addition to eight rebounds, two assists and two blocks.

» Against his home state team of Georgia, Williams posted 21 points on 9-of-14 from the floor and added five rebounds and three blocks.

THOR COMING INTO HIS OWN

» JT Thor has taken a big step forward in his game as of late. Over the last 10 games, the Anchorage, Alaska native has averaged 10.6 points and 5.8 rebounds while shooting at a 46.8 percent clip (37-of-79). On defense in those games, Thor has 15 blocks and 11 steals.

» In the previous eight games - the first of his career - Thor averaged 7.6 points and 2.9 boards per contest and shot 42.2 percent from the floor (19-of-45) and contributed a total of six steals and five blocks.

» A 5-star in the class of 2021, Thor should still be in high school as a senior at Norcross High School in Norcross, Ga., but decided to reclassify and join Auburn this previous summer.

FLANIGAN ONE OF SEC'S MOST IMPROVED

» With the departure of the five seniors and Isaac Okoro, who went No. 5 in the 2020 NBA Draft, there was plenty of opportunity for those that returned. Enter: Allen Flanigan. The Little Rock, Ark. native is one of Auburn's top scorers at 13.9 points per game after averaging just 3.2 points per contest a season ago. That mark stands at 15th in the SEC. Below is chart of the most improved players in the SEC, which also includes Jaylin Williams.

Player	20-21	19-20	Diff.
Iverson Molinar (MS)	16.9	5.9	+11.0
Allen Flanigan (AU)	13.9	3.2	+10.7
Scottie Pippen Jr. (VU)	21.7	12.0	+9.7
Tre Mann (UF)	14.5	5.3	+9.2
Jaylin Williams (AU)	11.0	2.4	+8.6
D.J. Stewart Jr. (MS)	17.1	8.5	+8.6
Emanuel Miller (AM)	14.8	6.4	+8.4

» Flanigan has reached double figures in 16 of 19 games this season, including 14 of the last 16 contests. Flanigan has eclipsed the 20-point plateau three times: vs. No. 1 Gonzaga (20), vs. Kentucky (21) and at South Carolina (24).

JOHNSON LEADING BY EXAMPLE

» As one of just two upperclassmen on the roster, junior Jamal Johnson has stepped up and provided a scoring punch for the Tigers this year.

» Johnson produced back-to-back 20-point outings with a career-best 21 vs. Arkansas and 20 at Texas A&M, both coming off the bench.

» Johnson is the first Auburn player to have consecutive 20-point games off the bench since Rasheem Barrett, who scored 28 vs. Jacksonville State on Dec. 31, 2005 and 21 vs. Southern Miss on Jan. 4, 2006.

» Against Ole Miss, Johnson earned his first start as an Auburn Tiger and his first since playing Cincinnati in the American Athletic Conference Tournament semifinals on March 10, 2018 as a member of the Memphis Tigers.

SEC STANDINGS (AS OF FEB. 4)

	SEC	Pct.	H	A	Overall	Pct.	H	A	N	Strk
Alabama	10-0	1.000	6-0	4-0	15-4	.790	9-1	4-1	2-2	W1
Missouri	5-3	.625	2-1	3-2	12-3	.800	7-1	4-2	1-0	W2
Arkansas	6-4	.600	4-1	2-3	14-5	.737	12-1	2-4	0-0	W1
Florida	6-4	.600	4-2	2-2	10-5	.667	5-2	3-3	2-0	L1
LSU	6-4	.600	4-1	2-3	11-6	.647	8-2	2-4	1-0	L2
Tennessee	5-4	.556	3-2	2-2	12-4	.750	10-2	2-2	0-0	L1
Kentucky	4-5	.444	3-1	2-4	5-11	.313	3-3	2-5	0-3	L2
South Carolina	3-4	.429	2-1	1-3	5-6	.455	3-1	1-4	1-1	W1
Auburn	4-6	.400	2-3	2-3	10-9	.526	6-3	2-5	2-1	L2
Georgia	4-6	.400	2-3	2-3	11-6	.647	9-3	2-3	0-0	W2
Ole Miss	4-6	.400	3-2	1-4	9-8	.529	7-3	2-5	0-0	W1
Mississippi State	4-6	.400	2-3	2-3	10-9	.526	8-3	2-3	0-3	L1
Texas A&M	2-6	.250	1-3	1-3	8-7	.533	6-3	2-3	0-1	W1
Vanderbilt	1-6	.143	1-3	0-3	5-8	.385	5-4	0-4	0-0	W1

» Prior to the Kentucky game, Johnson had scored in double figures in six consecutive games to extend a career-best streak. His previous best streak was two games, which he accomplished twice in his freshman season at Memphis.

» Following an internship in the fall with 107.5 The Ticket, an ESPN affiliated radio station in Montgomery, Johnson earned bachelor's degree from the School of Communication and proudly wears an SEC Graduate patch. Johnson is now working towards a master's degree from the School of Communication.

CAMBRIDGE EMERGING IN NEW ROLE

» When Sharife Cooper was cleared to play, the Tigers had a logjam at the guard position. All three of Devan Cambridge, Allen Flanigan and Jamal Johnson offered to give up their spot in the starting lineup in order to allow Cooper to run the show at point guard. Ultimately, Cambridge got the honor being a former AAU teammate of Cooper and has flourished in his new role as the team's sixth man.

» In eight games off the bench, Cambridge has reached double figures six times en route to averaging 9.8 points per game. He's shooting 50 percent from the floor (29-of-58). Cambridge reached double figures three times in the 11 games prior to Cooper's arrival and averaged 7.4 points per contest while shooting 31.8 percent from the field (28-of-88).

JP IS A UNICORN

» On Dec. 4, Auburn freshman Justin Powell made history with his performance against South Alabama. Powell had 26 points on 7-of-9 from the floor, with all of his shots behind the arc, and nine assists.

» Powell's 26 points vs. South Alabama tied Eddie Johnson for the Auburn record for most points in a home debut by a freshman, which was later tied by teammate Sharife Cooper. Johnson had 26 points vs. Western Carolina 47 years to the day of Powell (Dec. 4, 1973).

» His nine assists and seven 3s vs. South Alabama were the most by a freshman in his home debut in program history. Sharife Cooper matched his mark of nine assists in his first home game vs. Alabama.

» Powell is one of just six freshman in the country since 2010 to have nine assists and seven 3s in a game, joining Trae Young (Oklahoma), Ky Bowman (Boston College), Shamorie Ponds (St. John's), Jordan Bohannon (Iowa) and Braden Norris (Oakland).

» He followed up that performance with 26 points and eight rebounds vs. Memphis, and was later awarded SEC Freshman of the Week.

» In addition, Powell is the only player in the country to have performances of 25 or more points with eight rebounds and 25 or more points with nine assists this season.

» In his first 10 games in an Auburn jersey, freshman Justin Powell has attacked the glass as well as anyone in his position. Powell is second in the country in rebounds per game among freshman guards.

Player	Team	RPG
Kobe Williamson	Seattle	6.2
Justin Powell	Auburn	6.1
Cade Cunningham	Oklahoma State	5.9
Ryan Rollins	Toledo	5.8
Moses Moody	Arkansas	5.6
Brandon Boston	Kentucky	5.3
Rayshon Harrison	Presbyterian	5.3

» Powell is the only Tiger to pull down at least at least four rebounds in each game played this season.

» Powell has also been getting it done while playing out of position. Recruited as an off-the-ball guard, the freshman has had to take the reins and be the team's top point guard through his first 10 collegiate games. He is fourth in the SEC averaging 4.7 assists per game and is near the top in games with at least five assists.

Player	Team	Games w/ 5+ Ast
Sahvir Wheeler	Georgia	16
Scotty Pippen Jr.	Vanderbilt	8
Jalen Tate	Arkansas	8
Sharife Cooper	Auburn	7
Javonte Smart	LSU	7
Justin Powell	Auburn	5
Justin Kier	Georgia	4
Tre Mann	Florida	4
Devontae Shuler	Ole Miss	4
Trendon Watford	LSU	4
Jermaine Cousinard	South Carolina	4
Jaden Springer	Tennessee	4

OKORO MAKES HISTORY

Dreams became reality for former Auburn star Isaac Okoro Wednesday night when he was chosen with the No. 5 overall selection in the 2020 NBA Draft by the Cleveland Cavaliers.

Okoro's selection is tied for the third-highest selection in program history behind only Chris Morris (No. 4, 1988) and Chuck Person (No. 4, 1986). Charles Barkley was also chosen No. 5 in the 1984 NBA Draft.

The Powder Springs, Ga. native became the first one-and-done player in program history.

Okoro was just the sixth player in Southeastern Conference history to be named All-SEC, All-Defensive and All-Freshman in the same season.

Following Okoro's No. 5 selection and Chuma Okeke's No. 16 pick in the 2019 NBA Draft, Auburn has produced back-to-back first round draft picks for the first time in program history.

Okoro averaged 12.9 points, 4.4 rebounds, two assists, 0.9 steals and 0.9 blocks in 31.5 minutes per game while starting 28 games as a first-year player in senior-laden lineup. The Tigers posted a 25-6 record during the 2019-20 campaign.

Okoro scored in double figures 20 times and was named the SEC Freshman of the Week twice, becoming just the fourth freshman in program history to earn the conference distinction two times in a season.

Okoro is the second Tiger to be drafted by the Cavaliers, joining Mike Mitchell, who was taken with the 15th selection of the 1978 NBA Draft. Along with Mitchell (1978-82), former lettermen Eddie Johnson (1985-86) and Wesley Person (1997-2002) all played for the Cavs.

Auburn NBA Draft Facts

» Auburn and Florida State are the only two programs in the country to have consecutive first round picks that have improved their ranking by at least 30

Isaac Okoro 40 to 5 = 35
Chuma Okeke 50 to 16 = 34

Mfiondu Kabengele 243 to 27 = 216
Devin Vassell 200 to 11 = 189

» Auburn is one of seven programs to have back-to-back first round picks in the last two drafts (Auburn, Florida State, Kentucky, North Carolina, USC, Vanderbilt, Washington)

» Auburn is one of four SEC programs to have top-16 picks in back-to-back drafts (Auburn (2019-20), Florida (2007-08), Kentucky (1996-97 & 2010-19) and Vanderbilt (2019-20))

» Powell also ranks highly among freshmen nationally in assists per game.

Player	Team	APG
Sharife Cooper	Auburn	8.3
Jordan Hall	Saint Joe's	5.9
Wendell Green	Eastern Kentucky	5.4
Jeremiah Williams	Temple	5.0
Luis Rolon	FGCU	4.9
Adrian Balwin	VCU	4.7
Justin Powell	Auburn	4.7
Andre Curbelo	Illinois	4.6
Posh Alexander	St. John's	4.5
Jalen Suggs	Gonzaga	4.5

YOUNG SQUAD GAINING EXPERIENCE

» In terms of experience, the 2020-21 Auburn Tigers are the youngest team in head coach Bruce Pearl's career. The team averages 0.75 years of experience, which ranks as the youngest team in the country to play a game this season.

» Auburn has 32 starts combined by freshmen this season, which is fifth in the country behind only Kentucky (45), Kansas State (39), North Carolina (35) and Washington State (34), and ahead of Duke (31) through games played on Jan. 28.

FIREWORKS IN COLUMBIA

» Auburn produced one of the best offensive performances not only in recent memory but also in program history.

» The Tigers had 109 points on 52 percent from the floor, including 52 percent from 3, and 94 percent from the charity stripe.

» Auburn's 109 points are the most the Tigers have ever scored in an SEC road game and the sixth-most they have scored against an SEC opponent at any location. It is the Tigers' first 100-point game in an SEC game since a 102-61 victory over Alabama on Feb. 13, 1999, and their first in an SEC road game since a 100-89 win at No. 8 Arkansas on Jan. 23, 1993. The 20-point margin of victory is Auburn's largest in an SEC road game since defeating LSU 98-75 in Baton Rouge on Feb. 21, 2017.

Most Points in a SEC Game All-Time

Points	Opponent	Date	Result
121	Alabama	Feb. 14, 1970	W, 121-78
115	LSU	Feb. 14, 1959	W, 115-67
111	LSU	Feb. 12, 1994	W, 111-83
110	Ole Miss	Feb. 29, 1992	W, 110-84
110	LSU	Feb. 24, 1975	W, 110-94
109	S. Carolina	Jan. 23, 2021	W, 109-86
107	Tennessee	Mar. 6, 1978	W, 107-94

» The 109 points are the fifth-most points the Tigers have scored in a game under head coach Bruce Pearl. It also marked the eighth time Auburn has reached triple digits under Pearl, which is 13 percent of the Tigers' total 100-point games (61).

» Since the start of the 2010-11 season, it was only the second time the Tigers have shot 50 percent from the field, 50 percent from 3-point range and 90 percent from the free-throw line and first time since Jan. 26, 2019 at Mississippi State when they shot 53 percent from the field, 52 percent from beyond the arc and 91 percent from the foul line.

KNOCKING DOWN THE FREEBIES

» Auburn has improved tremendously over the last few games in its free throw shooting. In the last nine games, the Tigers are shooting 78 percent (170-of-218) from the free throw line.

» Auburn's 78 free throw percentage leads the SEC since the turn of the new year. Texas A&M is in second at 76.1 percent (86-of-113) followed by Alabama at 76 percent (127-of-167).

» In the first nine games of 2020-21, Auburn shot just 60.7 percent (125-of-206) from the charity stripe.

LET IT FLY

» Auburn set a program record with 22 3-pointers vs. South Alabama in the first home game of the season on Dec. 4. The Tigers are third in the SEC and are 45th in the nation at 9.1 makes from downtown per game.

DOUBLE-DOUBLES

Sharife Cooper (2)

28 pts, 12 ast at Georgia (Jan. 13)
16 pts, 12 ast at South Carolina (Jan. 23)

Devan Cambridge (1)

13 pts, 10 reb vs. Saint Joseph's (Nov. 25)

Allen Flanigan (1)

19 pts, 10 reb vs. Arkansas (Dec. 30)

Jaylin Williams (1)

18 pts, 11 reb vs. Saint Joseph's (Nov. 25)

» As Coach Pearl has said, "As long as the 3 is worth more than the 2, we'll continue to take them." Below are all the games Auburn has hit at least 15 3-pointers as a team.

All-Time Games with 15+ 3-Pointers

3s	Opponent	Date
22	South Alabama	Dec. 4, 2020
21	Coastal Carolina	Dec. 15, 2016
18	LSU	Feb. 8, 2020
18	South Alabama	Nov. 6, 2018
18	Temple	Nov. 19, 2004
17	CSUN	Nov. 15, 2019
17	North Carolina	March 29, 2019
17	Arkansas	Feb. 20, 2019
17	Vanderbilt	Feb. 3, 2018
17	Northwestern State	Nov. 27, 2015
16	LSU	Feb. 9, 2019
16	Missouri	Jan. 30, 2019
15	Arkansas	Dec. 30, 2020
15	Tennessee	March 17, 2019
15	Saint Peter's	Nov. 28, 2018
15	Alabama	Feb. 4, 2017
15	Arkansas	Feb. 17, 2016
15	Nicholls State	Nov. 24, 2004
15	Arkansas	Jan. 6, 1996
15	West Florida	Dec. 12, 1994

» Auburn has the most games of 15 or more 3s since Coach Pearl took over prior to the 2014-15 season. The Tigers have 16 games of 15 or more 3s since 2014-15, while the rest of the league has 44 combined (as of games through Jan. 30).

Games with 15+ 3-Pointers Since 2014-15

Team	Games
Auburn	16
Florida	10
Alabama	9
Mississippi State	3
Missouri	3
South Carolina	3
Arkansas	2
LSU	2
Ole Miss	1
Tennessee	1
Texas A&M	1
Vanderbilt	1
Georgia/Kentucky	0

» Auburn has two players in the top 10 in the SEC in total 3-pointers made so far this season. Jamal Johnson is sixth at 35, while Allen Flanigan is eighth at 33 makes from 3.

NBA DEBUTS: CHUMA OKEKE AND ISAAC OKORO

Former Auburn standouts Chuma Okeke and Isaac Okoro made their professional debuts as the 2020-21 NBA season officially tipped off on Nov. 23. Okeke and Okoro become the 24th and 25th players in program history to play in the NBA. The duo became the first pair of former Tigers to play in the same season since Marquis Daniels (Indiana) and Pat Burke (Phoenix) in 2006-07.



AUBURN POINTS-ASSISTS DOUBLE-DOUBLES ALL-TIME

Season	Player	Points	Assists	Date	Opponent
2020-21	*Sharife Cooper	28	12	Jan. 13, 2021	at Georgia
	*Sharife Cooper	16	12	Jan. 23, 2021	at South Carolina
2018-19	Jared Harper	20	13	Nov. 6, 2018	South Alabama
	Jared Harper	12	10	Dec. 22, 2018	Murray State
2017-18	Jared Harper	14	14	Feb. 3, 2018	Vanderbilt
2015-16	Kareem Canty	17	10	Nov. 27, 2015	Northwestern State
2000-01	Jamison Brewer	10	11	Dec. 4, 2000	Louisiana
1998-99	Doc Robinson	14	10	Jan. 16, 1999	Florida
1995-96	Wes Flanigan	10	11	Nov. 30, 1995	Jacksonville State
	Wes Flanigan	15	10	Jan. 6, 1996	Arkansas
1994-95	Moochie Norris	10	10	Nov. 26, 1994	Lynn
	Moochie Norris	21	10	Dec. 17, 1994	Alabama State
	Moochie Norris	17	10	Jan. 8, 1995	Ole Miss
1993-94	*Wes Flanigan	13	10	Jan. 22, 1994	at Tennessee
1989-90	Derrick Dennison	17	10	Nov. 25, 1989	vs. UConn
1987-88	Terrance Howard	14	12	Dec. 12, 1987	at Illinois
	Johnny Lynn	11	10	Mar. 2, 1988	Ole Miss
1986-87	Johnny Lynn	10	12	Dec. 11, 1986	Austin Peay
	Gerald White	17	10	Mar. 12, 1987	vs. Indiana (NCAA Tournament)
1985-86	Gerald White	12	10	Mar. 22, 1986	vs. Louisville (NCAA Tournament)
1984-85	Gerald White	11	10	Feb. 16, 1985	at Alabama

* freshman

Assists became an official NCAA statistic prior to the 1983-84 season

» Auburn has finished either first or second in the SEC in 3-pointers made in five of six seasons under Pearl, including setting a conference record with 454 in 2018-19 en route to a run to the Final Four. Last season, Auburn finished third in the league with 8.1 makes from behind the arc.

ROAD WARRIORS

» While Auburn has taken care of business at home, the Tigers have also shown their grit on the road. Auburn owns a 39-26 (.600) mark away from home since the 2017-18 season, which is at the top in the league. Listed below are the best records away from home since 2017-18 in the SEC.

Team	Record
Auburn	39-26 (.600)
Tennessee	34-23 (.596)
Kentucky	34-26 (.567)
Florida	33-29 (.532)
LSU	26-28 (.481)
Alabama	28-35 (.444)
Miss. State	23-33 (.411)
Arkansas	22-32 (.407)
Texas A&M	21-32 (.396)
Missouri	21-34 (.382)
S. Carolina	20-34 (.370)
Georgia	16-36 (.308)
Ole Miss	16-37 (.302)
Vanderbilt	3-41 (.068)

(as of games completed through Feb. 3)

THE REPLACEMENTS

» Auburn is having to replace over 84 percent of its scoring from last season. That mark stands as the fifth-highest in the country.

Team	Pct. of Pts Lost
Kentucky	94.0%
Rider	87.6%
Radford	85.7%
South Alabama	84.9%
Auburn	84.1%
Arkansas	83.5%
Tulane	82.3%
Utah Valley	79.8%
Central Michigan	79.4%
Georgia Southern	79.1%

» Auburn and Kentucky are the only two SEC programs to not return a player that averaged five or more points per game from a season ago.

» The Tigers have to replace the winningest class in program history as the 2020 seniors amassed 99 wins, besting the previous mark of 88 set by the 2001 seniors.

» The 2020 class also hold the most wins in a 3-year span with 81, most in a 2-year span with 56 and most in a single year with 30 in 2019.

WHOLE LOTTA HEIGHT

» Auburn boasts the ninth-tallest team in the country, averaging 78.7 inches per player - nearly 6-foot-7.

» Auburn's average height of 78.7 inches on the 2020-21 roster is the tallest the Tigers have had over the last 15 seasons.

» Since 2007, Auburn has boasted an average height of 77 inches or more just four times: 77.1 in 2010-11, 77.9 in 2015-16, 77.3 in 2019-20 and 78.7 in 2020-21.

» Auburn's average height over the last 15 seasons is ranked in the middle of the pack nationally (160.5). The Tigers have had a roster in the top 100 in the country in terms of height just three times since 2007: 93rd in 2010-11, 48th in 2015-16 and ninth in 2020-21.

TIGERS IN OVERTIME

» With a 96-91 win in overtime vs. Saint Joseph's, Auburn is 58-53 in overtime games all-time, including a 9-0 mark since the start of the 2018-19 season and 2-0 against Saint Joseph's.

» The Tigers are 12-2 in overtime under head coach Bruce Pearl, including a perfect 5-0 last season.

» Auburn's 9-game winning streak in overtime is currently the second-longest active winning streak behind Florida State (10). The all-time national record for consecutive overtime victories is 11 by Louisville (1968-75), UMass (1991-96) and Virginia (1991-96). Temple (seven) and Kansas (six) are next in the country in terms of longest active winning streaks in overtime.

2020-21 TEAM LEADERS

Led Auburn in Scoring	Overall	SEC
Allen Flanigan	5	2
Jaylin Williams	5	2
Sharife Cooper	4	4
Jamal Johnson	3	2
Justin Powell	2	0

Led Auburn in Rebounds	Overall	SEC
JT Thor	5	4
Jaylin Williams	5	1
Allen Flanigan	4	3
Justin Powell	4	0
Dylan Cardwell	3	1
Devan Cambridge	1	1
Sharife Cooper	1	1
Jamal Johnson	1	1
Chris Moore	1	0

Led Auburn in Assists	Overall	SEC
Sharife Cooper	7	7
Justin Powell	6	1
Allen Flanigan	4	1
Jaylin Williams	3	1
Dylan Cardwell	1	0

Led Auburn in Steals	Overall	SEC
Devan Cambridge	6	4
Allen Flanigan	5	4
Babatunde Akingbola	5	2
Jaylin Williams	4	3
JT Thor	4	2
Justin Powell	3	1
Jamal Johnson	2	2
Dylan Cardwell	2	1
Sharife Cooper	1	1
Dylan Cardwell	1	0
Chris Moore	1	0

Led Auburn in Blocks	Overall	SEC
Jaylin Williams	10	4
Babtunde Akingbola	7	5
JT Thor	6	3
Dylan Cardwell	3	0
Javon Franklin	2	2
Allen Flanigan	2	1
Devan Cambridge	1	1
Sharife Cooper	1	1
Jamal Johnson	1	1
Chris Moore	1	0

Led Auburn in FT Made	Overall	SEC
Allen Flanigan	8	3
Sharife Cooper	6	6
Justin Powell	3	0
Jamal Johnson	2	1
JT Thor	2	1
Jaylin Williams	2	1
Babatunde Akingbola	1	0

AUBURN VS. TOP-25 OPPONENTS

» Auburn is 71-216 against teams from the AP Top 25 all-time. In 2018-19, the Tigers set a program record by defeating six top-25 teams, including five in a row from the SEC Tournament title to a trip to the Final Four.

» Auburn has won eight of its last 12 games against the AP Top 25, which is the best stretch in program history by far. The next-closest similar streak was when the Tigers defeated six of nine ranked foes between the 1984-85 and 1985-86 seasons. Auburn is 1-2 against the top 25 this year, dropping a 90-67 decision vs. No. 1 Gonzaga in Fort Myers and an 84-72 result at No. 2 Baylor. Auburn defeated No. 12 Missouri by a score of 88-82.

» Auburn is 12-20 vs. the Top 25 under head coach Bruce Pearl, while Pearl is 37-45 all-time against ranked teams.

TOP OF THE PACK

» Auburn is at the top of the SEC in terms of non-conference wins. The Tigers were the only team in the league to have won at least 10 non-conference regular season games from 2016-20. Auburn's 47 non-league victories from 2016-2020 are a school record in a 4-year span.

Team	'16-17	'17-18	'18-19	'19-20	'20-21	Total
AU	11-2	12-1	11-2	13-0	6-2	53-7
AR	11-2	11-2	9-4	12-1	8-0	51-9
MS	9-3	12-1	12-1	9-4	5-3	47-12
UT	8-5	10-2	12-1	8-5	6-0	44-13
GA	9-4	9-3	9-4	10-3	7-0	44-14
UK	10-3	11-2	11-2	10-3	1-6	43-16
LS	8-4	9-3	10-3	9-4	5-1	41-15
OM	9-4	7-6	10-3	9-4	5-1	40-18
UA	7-5	9-4	9-4	8-5	5-3	39-20
UF	10-3	9-4	8-5	8-5	3-1	38-18
MU	5-7	10-3	9-3	8-5	6-0	38-18
AM	8-4	11-2	7-5	6-6	5-1	37-18
VU	7-6	6-7	9-4	8-5	4-2	34-24
SC	10-3	9-4	5-8	8-5	1-2	33-22

» The Tigers have earned wins vs. notable opponents in Arizona, Dayton (twice), Davidson, Iowa State, Memphis, Middle Tennessee, Murray State (twice), NC State, Oklahoma, TCU, Texas Tech, UConn (twice), Washington and Xavier (twice).

CLASS OF THE SEC

» In the last three seasons, no team in the SEC has won more than Auburn as the Tigers are one of just three programs to amass 70 wins. Listed below are the records of all 14 SEC teams from the 2017-18 season until now.

Team	'17-18	'18-19	'19-20	Total
Auburn	26-8	30-10	25-6	81-24
Kentucky	26-11	30-7	25-6	81-24
Tennessee	26-9	31-6	17-14	74-29
Miss. State	25-12	23-11	20-11	68-34
LSU	18-15	28-7	21-10	67-32
Arkansas	23-12	18-16	20-12	61-40
Florida	21-13	20-16	19-12	60-41
Alabama	20-16	18-16	16-15	54-47
Texas A&M	22-13	14-18	16-14	52-45
S. Carolina	17-16	16-16	18-13	51-45
Missouri	20-13	15-17	15-16	50-46
Ole Miss	12-20	20-13	15-17	47-50
Georgia	18-15	11-21	16-16	45-52
Vanderbilt	12-20	9-23	11-21	32-64

ONE OF THE NATION'S BEST

» Auburn has won at the 12th-best rate in all of college basketball over the last three seasons.

Team	'17-18	'18-19	'19-20	Total	Pct.
Gonzaga	32-5	33-4	31-2	96-11	.897
Virginia	31-3	35-3	23-7	89-13	.873
NMSU	28-6	30-5	25-6	83-17	.830
Duke	29-8	32-6	25-6	86-20	.811
Houston	27-8	33-4	23-8	83-20	.806
Villanova	36-4	26-10	24-7	86-21	.804
Kansas	31-8	26-10	28-3	85-21	.802
Michigan St.	30-5	32-7	22-9	84-21	.800
Murray State	26-6	28-5	23-9	77-20	.794
Vermont	27-8	27-7	26-7	80-22	.784
Cincinnati	31-5	28-7	20-10	79-22	.782
Auburn	26-8	30-10	25-6	81-24	.771
Kentucky	26-11	30-7	25-6	81-24	.771
UNCG	27-8	29-7	23-9	79-24	.767
Buffalo	27-9	32-4	20-12	79-25	.760

STABILITY ON THE BENCH

» Auburn head coach Bruce Pearl is in his seventh season on the bench for the Tigers. He currently sits as the third-longest-tenured coach in the league behind only Kentucky's John Calipari (12) and South Carolina's Frank Martin (nine).

» Pearl has won six titles in 12 full seasons in the SEC, which includes three division titles, two regular season championships and one league tournament crown.

» Since 2014-15, there have been 13 coaching changes among the 14 programs in the SEC. Only Auburn, Kentucky and South Carolina have kept the same head coach in the SEC.

» In the six seasons Pearl was at Tennessee (2005-11), there were nine coaching changes among the 12 teams in the SEC. Only Florida, Mississippi State, Tennessee and Vanderbilt had the same head coach from 2005-11.

PEARL APPROACHING 600

» Auburn head coach Bruce Pearl is just a few wins away from reaching 600 career wins. Pearl is 67th on the all-times wins list among Division I head coaches and is 21st among active head coaches.

By Victories (All-Time)

61. Jay Wright	1994-P	605
62. Bob McKillop	1989-P	604
63. Slats Gill	1928-64	599
64. Tom Davis	1977-2007	598
65. Abe Lemons	1955-76	597
Bruce Pearl	1992-P	597
67. John Thompson	1972-99	596
68. Guy Lewis	1956-86	592
69. Joe Hutton	1931-65	591

By Victories (Active)

18. Mark Few	1999-P	616
19. Jay Wright	1994-P	605
20. Bob McKillop	1989-P	604
21. Bruce Pearl	1992-P	597
22. Lennie Acuff	1990-P	584
23. Leonard Hamilton	1986-P	571

» Pearl became the sixth-fastest coach in NCAA history to reach 100 career wins (118 games), third-fastest to reach 200 career wins (240 games) and tied for the seventh-fastest to 300 career wins (382 games).

PEARL RISING IN SEC RECORD BOOK

» Through his tenures as head coach at two SEC schools - Auburn and Tennessee - Bruce Pearl has won a ton of games. Below is where he stands in the SEC coaching ranks all-time:

By Victories (SEC Schools Only)

9. Joe B. Hall	UK	297
Hugh Durham	UG	297
11. Rick Stansbury	MS	293
12. Bruce Pearl	AU/UT	280
13. Ray Mears	UT	278
Roy Skinner	VU	278
15. Wimp Sanderson	UA	265
John Mauer	UK/UT/UF	265

SEC Regular Season Games

14. Norm Sloan	UK	126
15. Joel Eaves	AU	124
16. Rick Stansbury	MS	122
17. Bruce Pearl	AU/UT	121
18. Hank Crisp	UA	112
19. Don DeVoe	UT/UF	110
20. Nolan Richardson	AR	109

PEARL ON AUBURN ALL-TIME WINS LIST

» In his seventh season on The Plains, head coach Bruce Pearl is among the greatest to ever toe the bench area in program history.

Head Coach	Years	Record
Joel Eaves	1949-63	213-100
Cliff Ellis	1994-2004	186-125
Sonny Smith	1978-89	173-154
Bruce Pearl	2014-P	135-85
Bill Lynn	1963-73	130-124
Jeff Lebo	2004-10	96-93

RPI IMPROVEMENT

» In the four seasons before 2014-15, the Tigers held an average final RPI of 202. Since that point, Auburn has averaged a final RPI of 71.8, including 19 over the last three seasons. Here are the final RPI/NET rankings in the last nine seasons.

2010-11	253
2011-12	145
2012-13	250
2013-14	160
2014-15	132 (Under Coach Pearl)
2015-16	160 (Under Coach Pearl)
2016-17	82 (Under Coach Pearl)
2017-18	16 (Under Coach Pearl)
2018-19	14 (Under Coach Pearl)
2019-20	27 (Under Coach Pearl)

DROUGHT BUSTERS

» Under head coach Bruce Pearl, Auburn has snapped a significant streak held by nearly every team in the SEC.

Team	Streak	Ended
UA	L, 7 at Alabama	W, 82-77 (2/4/17)
ARK	L, 8 overall	W, 90-86 (2/17/16)
UF	L, 11, 21 of 22 overall	W, 76-62 (2/5/19)
UGA	L, 6 of 7 at Georgia	W, 69-68 (2/14/15)
UK	L, 18, 32 of 33 overall	W, 75-70 (1/16/16)
MSU	L, 6 at Miss. St.	W, 76-68 (1/13/18)
MIS	L, 3 at Missouri	W, 77-72 (1/10/17)
OM	L, 8 at Ole Miss	W, 79-70 (1/30/18)
UT	L, 10 at Tennessee	W, 94-84 (1/2/18)
VU	L, 13 overall	W, 93-81 (2/3/18)

STAT RANKINGS

	Value	SEC	NCAA
Winning Pct.	.526	10th	180th
Scoring Offense	78.8	4th	48th
Scoring Defense	75.7	13th	279th
Scoring Margin	+3.1	9th	158th
Field Goal Pct.	.452	5th	116th
Field Goal Pct. Def.	.432	10th	184th
3-pt. FG Per Game	9.1	3rd	45th
3-pt. FG Pct.	.329	9th	204th
3-pt. FG Pct. Def.	.310	7th	85th
Free Throw Pct.	.696	10th	193rd
Free Throw Made	295	1st	7th
Free Throws Att.	424	1st	3rd
Rebounds	39.1	4th	45th
Rebound Margin	+3.3	5th	100th
Off. Rebounds	12.1	7th	52nd
Def. Rebounds	27.1	3rd	83rd
Assists	15.5	1st	63rd
Assist/Turnover	0.95	7th	202nd
Turnover Margin	-2.1	12th	277th
Turnovers Forced	14.3	10th	126th
Blocks	6.2	1st	1st
Steals	6.6	11th	155th

INDIVIDUAL

3-Point FG Attempts

Jamal Johnson	107	3rd	64th
Allen Flanigan	94	7th	128th
Devan Cambridge	91	9th	148th

3-Point FG Per Game

Jamal Johnson	1.8	12th	325th
---------------	-----	------	-------

Blocks Per Game

Jaylin Williams	1.5	6th	84th
Babatunde Akingbola	1.2	9th	146th
JT Thor	1.2	9th	146th

Double-Doubles

Sharife Cooper	2	9th	183rd
----------------	---	-----	-------

Free Throws Made

Sharife Cooper	63	6th	67th
Allen Flanigan	62	8th	71st

Free Throw Attempts

Allen Flanigan	79	9th	92nd
Sharife Cooper	78	11th	98th

Total 3-Point FG Made

Jamal Johnson	35	4th	115th
Allen Flanigan	33	8th	161st

Total Assists

Sharife Cooper	66	4th	90th
Allen Flanigan	56	7th	172nd
Justin Powell	47	15th	287th

Total Blocks

Jaylin Williams	29	5th	40th
Babatunde Akingbola	23	7th	76th
JT Thor	22	8th	81st

Total Minutes

Allen Flanigan	565:03	5th	82nd
----------------	--------	-----	------

Total Points

Allen Flanigan	265	6th	91st
----------------	-----	-----	------

WINS/LOSSES

Category	Wins	Losses
Scoring Offense	84.2	72.8
Scoring Defense	70.4	81.6
Scoring Margin	+13.8	-8.8
Field Goal Pct.	.482	.420
Field Goal Pct. Def.	.410	.455
3-pt. FG Per Game	8.9	9.2
3-pt. FG Pct.	.342	.316
3-pt. FG Pct. Def.	.297	.323
Free Throw Pct.	.702	.686
Free Throws Made	17.7	13.1
Opp. Free Throws Made	13.8	14.9
Rebounds	41.4	36.6
Rebound Margin	+8.4	-2.3
Off. Rebounds	12.6	11.4
Def. Rebounds	28.8	25.1
Assists	16.2	14.8
Assist/Turnover	1.0	0.9
Turnover Margin	-1.1	-3.1
Turnovers Forced	14.4	14.2
Steals	5.9	7.4
Blocks	6.5	5.8

CURRENT STREAKS

Overall	Lost 2
vs. Unranked	Lost 1
vs. Ranked	Lost 1
Home	Lost 1
vs. SEC	Lost 1
vs. Non-SEC	Won 33
vs. Ranked	Won 4
vs. Unranked	Lost 1
Road	Lost 1
vs. SEC	Won 1
vs. Non-SEC	Lost 2
vs. Ranked	Lost 5
vs. Unranked	Won 1
Neutral	Won 1
vs. Ranked	Lost 2
vs. Unranked	Won 13

CONSECUTIVE GAMES WITH A 3-POINTER

Sharife Cooper	2
Jaylin Williams	2

CONSECUTIVE GAMES WITH 10+ POINTS

Sharife Cooper	8
Allen Flanigan	4
Devan Cambridge	2
Jaylin Williams	2

AUBURN IN THE RANKINGS

Date	AP	Coaches	NET
Preseason	RV	-	-
Nov. 30	-	-	-
Dec. 7	-	-	-
Dec. 14	-	-	-
Dec. 21	-	-	-
Dec. 28	-	-	-
Jan. 4	-	-	76
Jan. 11	-	-	90
Jan. 18	-	-	78
Jan. 25	-	-	64
Feb. 1	-	-	60

AP POLL

Rank	School	Record	Points
1	* Gonzaga (61)	17-0	1,597
2	* Baylor (3)	16-0	1,539
3	Villanova	11-1	1,458
4	Michigan	13-1	1,402
5	Houston	15-1	1,348
6	Texas	11-3	1,228
7	Ohio State	14-4	1,133
8	Iowa	12-4	1,079
9	Oklahoma	11-4	966
10	* Alabama	14-4	958
11	* Tennessee	12-3	869
12	Illinois	11-5	850
13	Texas Tech	12-5	797
14	Virginia	11-3	752
15	Creighton	13-4	732
16	Virginia Tech	13-3	718
17	West Virginia	11-5	669
18	* Missouri	11-3	589
19	Wisconsin	13-5	452
20	Florida State	10-3	393
21	UCLA	13-3	260
22	* Florida	10-4	196
23	Kansas	11-6	171
24	Purdue	12-6	130
25	Drake	16-0	117

Others receiving votes: Oklahoma State 111, USC 57, Loyola Chicago 52, Minnesota 42, Xavier 25, Boise State 23, St. Bonaventure 19, Saint Louis 11, Belmont 11, Toledo 9, Oregon 8, Colorado 8, San Diego State 6, UConn 5, Louisville 4, North Carolina 3, Georgia Tech 2, Rutgers 1

* - Auburn opponent

USA TODAY COACHES POLL

Rank	School	Record	Points
1	* Gonzaga (28)	17-0	796
2	* Baylor (4)	16-0	772
3	Villanova	11-1	735
4	Michigan	13-1	690
5	Houston	15-1	660
6	Texas	11-3	610
7	* Alabama	14-4	495
8	Iowa	12-4	490
9	Ohio State	14-4	478
10	* Tennessee	12-3	446
11	Texas Tech	12-5	422
12	Creighton	13-4	396
13	Illinois	11-5	382
14	Oklahoma	11-4	379
15	Virginia	11-3	368
16	Virginia Tech	13-3	357
17	* Missouri	11-3	343
18	West Virginia	11-5	277
19	Florida State	10-3	237
20	Wisconsin	13-5	212
21	UCLA	13-3	165
22	Kansas	11-6	112
23	* Florida	10-4	90
24	Oklahoma State	11-4	88
25	Drake	16-0	67

Others receiving votes: Minnesota 66, Purdue 59, USC 44, Loyola-Chicago 43, Oregon 39, Louisville 26, Xavier 9, St. Bonaventure 8, Colorado 8, Boise State 7, LSU 6, San Diego State 5, Toledo 3, Belmont 3, Rutgers 2, North Carolina 2, Winthrop 1, Saint Louis 1, Georgia Tech 1

* - Auburn opponent

AUBURN'S RECORD

Overall	10-9
Home	6-3
Away	2-5
Neutral	2-1
Conference	4-6
Home	2-3
Away	2-3
Non-Conference	6-3
Home	4-0
Away	0-2
Neutral	2-1
Overtime	1-0
Ranked opponents	1-2
Unranked opponents	9-7
Wearing white uniforms	7-3
Wearing navy uniforms	1-3
Wearing orange uniforms	2-3
Leading at half	7-1
Trailing at half	3-8
Tied at half	0-0
Leading with 5:00 remaining in second half	9-0
Trailing with 5:00 remaining in second half	0-8
Tied with 5:00 remaining in second half	1-1
Has more rebounds than opponent	9-2
Has fewer rebounds than opponent	1-5
Same rebounds as opponent	0-2
Commits more turnovers than opponent	6-8
Causes more turnovers than opponent	3-1
Same turnovers as opponent	1-0
Has more FT attempts than opponent	6-3
Has fewer FT attempts than opponent	4-6
Same FT attempts as opponent	0-0
Shoots 40% or better from field	9-6
Shoots less than 40% from field	1-3
Opponent shoots 40% or better from field	6-8
Opponent shoots less than 40% from field	4-1
Shoots better than opponent	7-2
Opponent shoots better	3-7
Same FG percentage	0-0
Auburn bench outscores opponent's bench	3-5
Opponent's bench outscores Auburn bench	7-4
Same points off the bench	0-0
Auburn scores 100 or more	1-0
Auburn scores between 90-99	3-1
Auburn scores between 80-89	2-2
Auburn scores between 70-79	2-2
Auburn scores between 60-69	2-3
Auburn scores less than 60	0-1
Opponent scores 100 or more	0-0
Opponent scores between 90-99	1-4
Opponent scores between 80-89	3-1
Opponent scores between 70-79	2-2
Opponent scores between 60-69	1-2
Opponent scores less than 60	3-0
On Sunday	0-0
On Monday	0-1
On Tuesday	3-1
On Wednesday	1-3
On Thursday	1-0
On Friday	1-1
On Saturday	4-3
In November	1-2
In December	5-1
In January	4-5
In February	0-1
In March	0-0
In April	0-0
Five-plus players score in double-figures	4-2
Four players score in double figures	1-2
Three players score in double figures	4-1
Two players score in double figures	1-3
One player scores in double figures	0-1

MISCELLANEOUS STATISTICS

Largest margin of victory	36, vs. Troy (12/19/20)
Smallest margin of victory	3, vs. Memphis (12/12/20)
Largest margin of defeat	23, vs. #1 Gonzaga (11/27/20)
Smallest margin of defeat	2 (2x), last at Arkansas (1/20/21)
Biggest rebound margin	+17 (2x), last vs. Appalachian State (12/22/20)
Biggest rebound deficit	-12, vs. #1 Gonzaga (11/27/20)
Average margin of victory/defeat	+13.8/-8.8
Largest halftime lead	33, vs. Troy (12/19/20)
Largest halftime lead blown	12, at Arkansas (1/20/21)
Largest halftime deficit	14, vs. #1 Gonzaga (11/27/20)
Largest halftime deficit overcome to win	4, vs. Kentucky (1/16/21)
Largest overall lead	38, vs. Troy (2H) (12/19/20)
Largest overall lead blown	19, at Arkansas (1H) (1/20/21)
Largest overall deficit	30, vs. #1 Gonzaga (2H) (11/27/20)
Largest deficit overcome to win	9, vs. Appalachian State (1H) (12/22/20)

TEAM EXTREMES

Most points scored	109, at South Carolina (1/23/21)
Fewest points scored	55, at UCF (11/30/20)
Most rebounds	56, vs. Saint Joseph's (11/26/20)
Fewest rebounds	30, at Texas A&M (1/2/21)
Most assists	24, vs. South Alabama (12/4/20)
Fewest assists	9, vs. Texas Southern (12/15/20)
Most turnovers	22, at UCF (11/30/20)
Fewest turnovers	9, vs. Texas Southern (12/15/20)
Most steals	11, at Georgia (1/13/21)
Fewest steals	2, vs. #12 Missouri (1/26/21)
Most blocks	14 (2x), last vs. #12 Missouri (1/26/21)
Fewest blocks	2 at Ole Miss (1/6/21)
Best shooting percentage	.571 (28-49), vs. Troy (12/19/20)
Worst shooting percentage	.323 (20-62), at UCF (11/30/20)
Best 3-pt. percentage	.537 (22-41), vs. South Alabama (12/4/20)
Worst 3-pt. percentage	.174 (4-23), vs. Texas Southern (12/15/20)
Best FT percentage	.938 (15-16), at South Carolina (1/23/21)
Worst FT percentage	.364 (8-22), at UCF (11/30/20)
Most points (1st half)	57, at South Carolina (1/23/21)
Fewest points (1st half)	21 (2x), last vs. Kentucky (1/16/21)
Most points (2nd half)	56, vs. Georgia (2/2/21)
Fewest points (2nd half)	30, at Arkansas (1/20/21)
Most points (OT)	12, vs. Saint Joseph's (11/26/20)
Fewest points (OT)	12, vs. Saint Joseph's (11/26/20)

STARTING LINEUPS

Record when starting lineup is:

Cambridge, Flanigan, Jones, Thor, Williams	1-2
Cambridge, Flanigan, Johnson, Thor, Williams	0-1
Cambridge, Flanigan, Powell, Thor, Williams	5-2
Cooper, Flanigan, Johnson, Thor, Williams	4-4

Record when starts (Career):

Devan Cambridge	6-5 (6-5)
Sharife Cooper	4-4 (4-4)
Allen Flanigan	10-9 (11-11)
Jamal Johnson	4-5 (4-5)
Justin Powell	5-2 (5-2)
JT Thor	10-9 (10-9)
Jaylin Williams	10-9 (10-9)

AUBURN INDIVIDUAL GAME HIGHS

Points _____ 28, Sharife Cooper at Georgia (1/13/21)
 _____ 28, Sharife Cooper vs. #12 Missouri (1/26/21)
 Field Goals Made _____ 9, Jaylin Williams vs. Georgia (2/2/21)
 _____ 9, Sharife Cooper at Arkansas (1/20/21)
 _____ 9, Sharife Cooper at Georgia (1/13/21)
 _____ 9, Justin Powell vs. Memphis (12/12/20)
 Field Goal Att. _____ 22, Sharife Cooper at Georgia (1/13/21)
 _____ 19, Sharife Cooper at Arkansas (1/20/21)
 _____ 19, Sharife Cooper vs. Alabama (1/9/21)
 FG Pct. _____ 1.000 (4-4), Chris Moore vs. #12 Missouri (1/26/21)
 3-Point FG Made _____ 7, Justin Powell vs. South Alabama (12/4/20)
 _____ 6, Jaylin Williams at Ole Miss (1/6/21)
 3-Point FG Att. _____ 14, Jamal Johnson at Texas A&M (1/2/21)
 _____ 12, Jamal Johnson at UCF (11/30/20)
 3-Pt FG Pct. _____ 1.000 (3-3), Chris Moore vs. #12 Missouri (1/26/21)
 Free Throws Made _____ 18, Sharife Cooper vs. #12 Missouri (1/26/21)
 _____ 10, Sharife Cooper at Georgia (1/13/21)
 Free Throw Att. _____ 21, Sharife Cooper vs. #12 Missouri (1/26/21)
 _____ 12, Sharife Cooper at Georgia (1/13/21)
 FT Pct. _____ 1.000 (8-8), Allen Flanigan vs. Kentucky (1/16/21)
 _____ 1.000 (7-7), JT Thor vs. #1 Gonzaga (11/27/20)
 Rebounds _____ 11, Jaylin Williams vs. Saint Joseph's (11/26/20)
 Assists _____ 12, Sharife Cooper at South Carolina (1/23/21)
 _____ 12, Sharife Cooper at Georgia (1/13/21)
 Steals _____ 4, Allen Flanigan at Arkansas (1/20/21)
 Blocked Shots _____ 5, Babatunde Akingbola vs. #12 Missouri (1/26/21)
 _____ 5, Devan Cambridge at Georgia (1/13/21)
 _____ 5, Jaylin Williams at Georgia (1/13/21)
 Turnovers _____ 8, Allen Flanigan at Ole Miss (1/6/21)
 Fouls _____ 5 (2x), last Sharife Cooper vs. Georgia (2/2/21)
 Minutes _____ 37 (2x), last Sharife Cooper at Arkansas (1/20/21)

OPPONENT INDIVIDUAL GAME HIGHS

Points _____ 29, Michael Flowers vs. South Alabama (12/4/20)
 _____ 28, Drew Timme vs. #1 Gonzaga (11/27/20)
 _____ 28, Taylor Funk vs. Saint Joseph's (11/26/20)
 Field Goals Made _____ 11, Michael Flowers vs. South Alabama (12/4/20)
 _____ 11, Drew Timme vs. #1 Gonzaga (11/27/20)
 _____ 11, Taylor Funk vs. Saint Joseph's (11/26/20)
 Field Goal Att. _____ 20, Michael Flowers vs. South Alabama (12/4/20)
 _____ 20, Ryan Daly vs. Saint Joseph's (11/26/20)
 FG Pct. _____ .833 (5-6), Khadim Sy at Ole Miss (1/6/21)
 3-Point FG Made _____ 6, AJ Lawson at South Carolina (1/23/21)
 3-Point FG Att. _____ 9 (3x), last Kayo Goncalves vs. South Alabama (12/4/20)
 3-Pt FG Pct. _____ 1.000 (3-3), Khadim Sy at Ole Miss (1/6/21)
 Free Throws Made _____ 8, Dru Smith vs. #12 Missouri (1/26/21)
 _____ 8, Desi Sills at Arkansas (1/20/21)
 _____ 8, Joshua Primo vs. Alabama (1/9/21)
 Free Throw Att. _____ 13, Toumani Camara at Georgia (1/13/21)
 FT Pct. _____ 1.000 (8-8) (2x), Dru Smith last vs. #12 Missouri (1/26/21)
 Rebounds _____ 14, Moussa Cisse vs. Memphis (12/12/20)
 Assists _____ 10, Devontae Shuler at Ole Miss (1/6/21)
 Steals _____ 5, Herbert Jones vs. Alabama (1/9/21)
 Blocked Shots _____ 6, Jeremiah Tilmon vs. #12 Missouri (1/26/21)
 Turnovers _____ 6, John Walker III vs. Texas Southern (12/15/20)
 Fouls _____ 5 (13x), last Justin Kier vs. Georgia (2/2/21)
 Minutes _____ 42, Ryan Daly vs. Saint Joseph's (11/26/20)

THE LAST TIME - TEAM

Defeated a ranked team at home _____ vs. #12 Missouri (1/26/21)
 Defeated a ranked team on the road _____ at #23 Tennessee (1/2/18)
 Defeated a ranked team at a neutral site _____ vs. #7 Kentucky (3/31/19)
 Defeated a top-10 team at home _____ vs. #5 Tennessee (3/9/19)
 Defeated a top-10 team on the road _____ at #8 Arkansas (1/23/93)
 Defeated a top-10 team at a neutral site _____ vs. #7 Kentucky (3/31/19)
 Won in overtime _____ vs. Saint Joseph's, 96-91 (OT) (11/26/20)
 Lost in overtime _____ vs. Missouri (SECT), 86-83 (OT) (3/8/17)
 Won in double overtime _____ at Ole Miss, 83-82 (2OT) (1/28/20)
 Lost in double overtime _____ at Arkansas, 88-80 (2OT) (1/16/13)
 Played back-to-back overtime games _____ at Arkansas, W 79-76 (OT) (2/5/20)
 _____ vs. LSU, W 91-90 (OT) (2/8/20)
 _____ vs. Alabama, W 95-91 (OT) (2/12/20)
 Played in three straight overtime games _____ at Arkansas, W 79-76 (OT) (2/5/20)
 _____ vs. LSU, W 91-90 (OT) (2/8/20)
 _____ vs. Alabama, W 95-91 (OT) (2/12/20)
 Played at least three overtimes _____ vs. Georgia (SECT) (4OT) (3/1/79)
 Shot 70% for a half _____ 75.0% (18-24) vs. Troy (1st) (12/19/20)
 Shot 70% for a half (SEC) _____ 72.7% (16-22) at Ole Miss (2/22/03)
 Shot 60% for a game _____ 61.8% (42-68) vs. Winthrop (11/24/17)
 Shot 60% for a game (SEC) _____ 61.1% (33-54) at Arkansas (2/17/16)
 Shot less than 30% for game _____ 25.8% (17-66) vs. Clemson (3/18/18)
 Shot 100% from the FT line _____ 100% (6-6) vs. Long Beach State (12/23/11)
 Shot 60% from 3-point line _____ 65.4% (17-26) vs. Vanderbilt (2/3/18)
 Shot less than 30% in half _____ 24.2% (8-33) at Kentucky (1st) (1/16/21)
 Shot less than 20% in half _____ 18.2% (6-33) vs. Clemson (1st) (3/18/18)
 Shot less than 10% in a half _____ 8.3% (2-24) vs. LSU (1st) (1/8/11)
 Attempted 50 free throws _____ 52 vs. Vanderbilt (2/6/54)
 Attempted 40 free throws _____ 44 vs. #12 Missouri (1/26/21)
 Attempted 30 free throws in half _____ 30 vs. #12 Missouri (2nd) (1/26/21)
 Made 30 free throws _____ 36 vs. #12 Missouri (1/26/21)
 Made 30 free throws (SEC) _____ 36 vs. #12 Missouri (1/26/21)
 Made at least 10 3-point field goals _____ 14 at South Carolina (1/23/21)
 Made at least 15 3-point field goals _____ 15 vs. Arkansas (12/30/20)
 Failed to make 3-point field goal _____ vs. Kentucky (0-15) (1/19/13)
 Had at least 50 rebounds _____ 56 vs. Saint Joseph's (11/26/20)
 Had less than 20 rebounds _____ 17 vs. Florida (3/16/19)
 Had at least 25 assists _____ 27 vs. CSUN (11/15/19)
 Had at least 20 assists _____ 21 at South Carolina (1/23/21)
 Had at least 15 steals _____ 18 vs. Tennessee (2/22/20)
 Had at least 10 blocks _____ 14 at Georgia (1/13/21)
 Had at least 15 blocks _____ 17 vs. Nicholls State (11/25/11)
 Had at least 25 lead changes _____ 27 at Arkansas (1/16/13)
 Scored 50 points in a half _____ 56 vs. Georgia (2nd) (2/2/21)
 Scored 50 points in a half (SEC) _____ 56 vs. Georgia (2nd) (2/2/21)
 Scored 60 points in a half _____ 66 vs. CSUN (1st) (11/15/19)
 Scored 60 points in a half (SEC) _____ 64 at Tennessee (2nd) (2/15/06)
 Scored 70 points in a half _____ 72 vs. Northwestern State (2nd) (11/27/15)
 Scored 100 points _____ 109 at South Carolina (1/23/21)
 Scored 100 points (SEC) _____ 109 at South Carolina (1/23/21)
 Scored under 20 points in 1st half _____ 19 vs. Clemson (3/18/18)
 Scored under 20 points in 2nd half _____ 14 vs. Tulsa (11/24/14)
 Scored under 10 points in a half _____ 6 vs. LSU (1st) (1/8/11)
 Scored 35 or under points in a game _____ 35 vs. Tulsa (11/24/14)
 Scored under 50 points in game _____ 45 at Tennessee (2/9/16)
 Scored under 50 points in game (SEC) _____ 45 at Tennessee (2/9/16)

THE LAST TIME - INDIVIDUAL

Scored at least 30 points	Samir Doughty (32) at Tennessee (3/7/20)
Scored at least 35 points	Toney Douglas (38) vs. Nicholls State (11/24/04)
Scored at least 40 points	Wesley Person (44) vs. UAB (12/16/93)
Had two players with at least 20 points	Austin Wiley (22), J'Von McCormick (21) at Missouri (2/15/20)
Had three players with at least 20 points	Samir Doughty (26), J'Von McCormick (23), Devan Cambridge (21) vs. LSU (2/8/20)
Had two players with 25 points	Bryce Brown (26), Jared Harper (25) vs. Xavier (OT) (11/19/18)
Had two players with 25 points (SEC)	Chris Denson (30), KT Harrell (26) vs. Mississippi State (2/14/14)
Scored 20 points in a half	Sharife Cooper (21, 2nd) vs. #12 Missouri (1/26/21)
Scored 20 points in 1st half	Bryce Brown (20) at Texas A&M (1/16/19)
Scored 20 points in 2nd half	Sharife Cooper (21) vs. #12 Missouri (1/26/21)
Scored 25 points in a half	Bryce Brown (25, 2nd) vs. Kentucky (1/19/19)
A player had back-to-back 20-point games	Sharife Cooper (26) vs. Alabama (1/9/21); (28) at Georgia (1/13/21)
A player had back-to-back 20-point SEC games	Sharife Cooper (26) vs. Alabama (1/9/21); (28) at Georgia (1/13/21)
A player had back-to-back 25-point SEC games	Sharife Cooper (26) vs. Alabama (1/9/21); (28) at Georgia (1/13/21)
A player had three straight 25-point SEC games	Chris Denson (29) at LSU (2/8/14); (26) vs. Kentucky (2/12/14); (30) vs. Mississippi State (2/15/14)
A player had four straight 25-point SEC games	Chris Denson (25) at South Carolina (2/5/14); (29) at LSU (2/8/14); (26) vs. Kentucky (2/12/14); (30) vs. Mississippi State (2/15/14)
A player had five straight 25-point SEC games	Keenan Carpenter (44) vs. LSU (1/8/89); (28) vs. Mississippi State (2/11/89); (33) at Florida (2/15/89); (32) at Ole Miss (2/18/89); (29) vs. Kentucky (2/20/89)
A player had back-to-back 20-point games off the bench	Jamal Johnson (21) at Arkansas (12/30/20); (20) at Texas A&M (1/2/21)
Zero players scored in double figures	at Vanderbilt (1/7/12)
Only one player scored in double figures	Jamal Johnson (18) at UCF (11/30/20)
Five players scored in double figures	Jaylin Williams (21), Sharife Cooper (19), Jamal Johnson (13), Devan Cambridge (12), Allen Flanigan (12) vs. Georgia (2/2/21)
Five players scored in double figures (SEC)	Jaylin Williams (21), Sharife Cooper (19), Jamal Johnson (13), Devan Cambridge (12), Allen Flanigan (12) vs. Georgia (2/2/21)
All five starters scored in double figures	Sharife Cooper (28), Allen Flanigan (11), JT Thor (11), Jaylin Williams (11), Jamal Johnson (10) at Georgia (1/13/21)
Six players scored in double figures	Sharife Cooper (28), Devan Cambridge (14), Allen Flanigan (11), JT Thor (11), Jaylin Williams (11), Jamal Johnson (10) at Georgia (1/13/21)
Six players scored in double figures (SEC)	Sharife Cooper (28), Devan Cambridge (14), Allen Flanigan (11), JT Thor (11), Jaylin Williams (11), Jamal Johnson (10) at Georgia (1/13/21)
Had at least 15 rebounds	Austin Wiley (17) vs. Alabama (2/12/20)
Had at least 15 rebounds (SEC)	Austin Wiley (17) vs. Alabama (2/12/20)
Had at least 20 rebounds	Kelvin Ardister (20) vs. Tennessee (1/4/89)
Had at least 25 rebounds	Rex Frederick (25) at Ole Miss (1/6/58)
Had at least 20 pts & 20 reb	Kelvin Ardister (22 pts, 20 reb) vs. Tennessee (1/4/89)
Had two players with at least 10 rebounds	Jaylin Williams (11) and Devan Cambridge (10) vs. Saint Joseph's (11/26/20)
Had at least three players with 10 rebounds	Korvotney Barber (13), Quantez Robertson (10), Lucas Hargrove (10) at Virginia (12/20/08)
Had a double-double	Sharife Cooper (16 pts, 12 ast) at South Carolina (1/23/21)
Had two straight double-doubles	Austin Wiley (15 pts, 11 reb) vs. Ole Miss (2/25/20); (10 pts, 12 reb) at Kentucky (2/29/20)
Had three straight double-doubles	Austin Wiley (10 pts, 13 reb) vs. LSU (2/8/20); (18 pts, 17 reb) vs. Alabama (2/12/20); (22 pts, 10 reb) at Missouri (2/15/20)
Had four straight double-doubles	Cinmeon Bowers (19 pts, 19 reb) vs. Middle Tennessee (12/12/15); (13 pts, 12 reb) vs. Mercer (12/15/15); (12 pts, 11 reb) at Xavier (12/19/15); (12 pts, 12 reb) vs. New Mexico (12/22/15)
Had five straight double-doubles	Jeff Moore (26 pts, 11 reb) vs. Ole Miss (3/2/88); (20 pts, 11 reb) at LSU (3/5/88); (22 pts, 11 reb) vs. Georgia (3/11/88); (13 pts, 13 reb) vs. Bradley (3/17/88); (22 pts, 11 reb) vs. Oklahoma (3/19/88)
Had two players with a double-double	Devan Cambridge (13 pts, 10 reb) and Jaylin Williams (18 pts, 11 reb) vs. Saint Joseph's (11/26/20)
Had a double-double with points and assists	Sharife Cooper (16 pts, 12 ast) at South Carolina (1/23/21)
Had a triple-double	Kenny Gabriel (24 pts, 13 reb, 10 blk) vs. Bethune-Cookman (1/2/12)
Had 10 assists	Sharife Cooper (12) at South Carolina (1/23/21)
Had 15 assists	J'Von McCormick (16) vs. CSUN (11/15/19)
Had two players with at least five blocks	Devan Cambridge (5) and Jaylin Williams (5) at Georgia (1/13/21)
Had 10 blocks	Kenny Gabriel (10) vs. Bethune-Cookman (1/2/12)
Had five steals	J'Von McCormick (5) vs. Tennessee (2/22/20)
Had five steals (SEC)	J'Von McCormick (5) vs. Tennessee (2/22/20)
Made 25 straight free throws	Danjel Purifoy (27) (11/23/16-12/18/16)
Hit buzzer-beater shot to win a game	T.J. Dunans vs. Mercer (3-pt FG, 76-74) (12/18/16)
Played more than 40 minutes	Samir Doughty (41) vs. Alabama (2/12/20)

1



JAMAL JOHNSON

6-4 • 195

Jr. • G

Birmingham, Ala.

(Memphis)

2020-21 (Junior): Started last nine games after appearing in 10 games as first player off the bench ... posted back-to-back 20-point performances off the bench against Arkansas and Texas A&M to begin SEC play ... 21 points against Arkansas on Dec. 30 was a career high ... averaging 10.3 points per game in league play ... leads the team and is ranked sixth in the SEC with 35 3-pointers made on the season ... knocked down three or more 3s in six games this season ... made five 3s in a game three times this season ... reached double figures nine times, including six of 10 SEC games.

2019-20 (Sophomore): Averaged 3.5 points, 1.3 rebounds, 0.4 assists and 0.3 steals in 11.1 minutes per game ... appeared in all 31 games off the bench ... team's best 3-point shooter at 38.6 percent (27-of-70) ... knocked down a 3 in 14 games ... made multiple 3s eight times, including three SEC games ... team was 7-1 in those games ... reached double figures three times ... played double-digit minutes in 17 games ... pulled down a season-high five rebounds in the 2019-20 opener vs. Georgia Southern (Nov. 5) ... scored season-best 14 points at South Alabama (Nov. 12) and home against Lipscomb (Dec. 29) ... finished with 10 points on 3 of 5 shooting at Alabama (Jan. 15) in the same arena where his father, Buck, played.

2018-19: Took a redshirt and has three seasons of eligibility remaining after transferring from Memphis.

BEFORE AUBURN: Averaged 6.9 points and 3.3 rebounds in 34 games for the Memphis Tigers as a freshman during the 2017-18 season ... started 27 contests ... buried 47 3-pointers, good for second on the team ... drained 70 percent of his attempts from the charity stripe ... racked up 22 steals and 16 blocks ... reached double figures 11 times, including his first career game against Alabama ... team was 9-2 when he scored 10-plus points ... tabbed American Athletic Conference Freshman of the Week (Dec. 11) earned American Athletic Conference All-Academic Team honors ... made first career start vs. Bryant (Dec. 9) where he scored 18 points on six makes from downtown to go along with four rebounds and three assists in 33 minutes ... matched his season-high of 18 points in road tilts at USF (Jan. 31) and UConn (Feb. 25) during American Athletic Conference play ... nailed the game-winning 3-point play to take down Samford (Dec. 5) as time expired.

HIGH SCHOOL AND PERSONAL: Tabbed as the No. 8 combo guard in the country by 247Sports ... ranked No. 111 by Rivals and No. 151 by 247Sports ... named First Team All-State by the Alabama Sports Writers Association ... averaged 24.8 points, 7.1 rebounds, and 2.7 assists per game during senior season ... as a junior, averaged 18.1 points, 7.1 rebounds and 4.3 assists per contest ... tabbed Second Team All-State following junior season and was named an Alabama Boys Basketball North All-Star with All-Academic Team ... was also selected to the All-Area and All-Metro Team ... played with the Atlanta Xpress in the Under Armour Association before teaming with Team Carroll in the Adidas Gauntlet Circuit ... son of Alfonso "Buck" and Felicia Johnson ... has two siblings: Alfonso III and Trey Johnson ... father, Buck, was the 20th overall pick in the 1986 NBA Draft and played seven seasons in the professional ranks with the Houston Rockets and Washington Bullets ... enrolled in the College of Liberal Arts.

CAREER HIGHS

Points	21 vs. Arkansas (12/30/20)
Rebounds	8 (2x) last at UConn (2/25/18)
Field Goals	7 vs. Arkansas (12/30/20)
Field Goals Att.	16 at Texas A&M (1/2/21)
3-Pt. Field Goals	6 vs. Bryant (12/9/17)
3-Pt. Field Goals Att.	14 at Texas A&M (1/2/21)
Free Throws	6 (2x) last at UConn (2/25/18)
Free Throws Att.	8 (2x) last at UConn (2/25/18)
Assists	3 (3x) last vs. Houston (2/22/18)
Blocks	3 vs. Tulsa (1/6/18)
Steals	3 vs. Arkansas (12/30/20)
Minutes	40 vs. Cincinnati (3/10/18)

2020-21 JOHNSON GAME-BY-GAME

Opp.	Start	Min.	FG-A	3FG-A	FT-A	O-D-T	PF	A	TO	BLK	STL	PTS
Saint Joe's		15	1-6	0-4	2-2	0-0-0	2	1	0	0	0	4
Gonzaga		22	4-12	3-11	0-0	0-2-2	1	1	1	0	0	11
UCF		29	6-14	5-12	1-3	2-3-5	4	2	0	0	0	18
S. Alabama		22	3-6	2-5	0-0	2-2-4	1	0	1	0	1	8
Memphis		22	0-4	0-2	1-4	0-3-3	2	1	1	0	0	1
Texas So.		21	1-5	0-2	4-5	0-0-0	0	1	0	0	0	6
Troy		22	1-3	0-2	2-3	1-2-3	0	1	0	0	0	4
App. State		25	5-9	3-6	1-1	0-2-2	4	1	2	0	0	14
Arkansas		23	7-11	5-7	2-2	0-1-1	3	0	0	0	3	21
Texas A&M		26	6-16	5-14	3-3	0-0-0	1	0	1	1	1	20
Ole Miss	*	34	4-14	3-9	0-0	1-3-4	2	1	0	0	1	11
Alabama	*	26	3-6	2-4	2-3	0-2-2	4	1	2	0	1	10
Georgia	*	34	3-6	2-5	2-2	1-3-4	2	2	1	1	2	10
Kentucky	*	29	2-7	0-4	0-0	0-1-1	1	0	0	0	0	4
Arkansas	*	24	3-6	2-3	1-2	1-2-3	4	0	0	0	0	9
S. Carolina	*	27	2-8	1-4	0-0	0-1-1	2	0	0	0	1	5
Missouri	*	26	0-7	0-4	0-0	0-3-3	1	0	1	1	0	0
Baylor	*	21	0-4	0-1	0-0	2-2-4	2	1	0	0	0	2
Georgia	*	25	4-11	2-8	3-4	1-5-6	0	1	1	0	2	13
Ole Miss												
Vanderbilt												
Kentucky												
Miss. State												
LSU												
Florida												
Tennessee												
Alabama												

JOHNSON'S MISCELLANEOUS STATS

	2017-18	2019-20	2020-21	Career
Games with 10+ Pts	11	3	9	23
Games with 20+ Pts	0	0	2	2
Games 5+ 3s	1	0	3	4
Games with 5+ Reb	7	1	2	10
Games with 10+ Reb	0	0	0	0
Games with 5+ Ast	0	0	0	0
Games with 10+ Ast	0	0	0	0
Games with 5+ Blk	0	0	0	0
Games with 5+ Stl	0	0	0	0
Double-Doubles	0	0	0	0

JOHNSON'S CAREER STATISTICS

Year	GP-GS	Min-Avg	FG-FGA	Pct	3FG-A	Pct	FT-FTA	Pct	Off-Def-Tot--Avg	PF-FO	Ast	TO	Blk	Stl	Pts	Avg
2017-18*	34-27	901-26.5	70-200	.350	47-141	.333	46-66	.697	25-86-111--3.3	65-0	35	32	16	22	233	6.9
2019-20	31-0	347-11.2	29-82	.354	27-70	.386	22-32	.688	15-24-39--1.3	35-0	11	13	2	9	107	3.5
2020-21	19-9	467-24.6	55-155	.355	35-107	.327	24-34	.706	11-37-48--2.5	36-0	14	11	3	14	169	8.9
TOTAL	84-36	1715-20.4	154-437	.352	109-318	.343	92-132	.697	51-147-198--2.4	136-0	60	56	21	45	509	6.1

*while at Memphis

2

SHARIFE COOPER

6-1 • 180

Fr. • G

Powder Springs, Ga.

(McEachern HS)



2020-21 (Freshman): Played in and started eight games ... leads the SEC in assists per game (8.3) and is third in scoring (21 per game) ... on pace to be one of only two players since 2010 to average 20 points, eight assists and five rebounds per game (Ja Morant, Murray State, 2018-19) ... has scored or assisted on 47 percent of Auburn's points since entering the lineup (319 of 679) ... one of only two freshmen nationally to score 25 or more points at least four times this season ... joined the likes of Eric Gordon, Tajuan Porter, Chris Humphries and Carmelo Anthony as only major conference players with three 25-point games in their first four career games ... only Michael Beasley had more (four) ... made Auburn debut against Alabama on Jan. 9 and finished with 26 points, nine assists, four rebounds and three steals in 33 minutes ... with 26 points, tied Eddie Johnson for the most points scored by a freshman in his first game in program history ... posted career highs in points (28) and assists (12) at Georgia on Jan. 13 ... dished out 12 assists twice in first six games ... 12 assists are second most in a game by a freshman this season tied for the most by any player in an SEC game ... first Auburn player with a points-assists double-double since Jared Harper on Dec. 22, 2018 ... only player in the country with multiple games of 15 points, 12 assists and five rebounds this season ... broke Auburn record for free throws in a game with 18 (18 of 21) against Missouri on Jan. 26 ... shooting 80.8 percent (63 of 78) from the charity stripe, which leads the team and is fourth in the SEC among players who have attempted 60 or more free throws ... named SEC Freshman of the Week on Jan. 11.

HIGH SCHOOL AND PERSONAL: Consensus 5-star and top-20 prospect ... highest rated signee in program history, according to 247Sports ... ranked as the 19th player in the country by 247Sports and ESPN and 20th by Rivals ... tabbed as the No. 2 player in the state of Georgia by 247Sports and ESPN ... labeled as the No. 3 point guard nationally by 247Sports and the No. 5 floor general in the country by Rivals and ESPN ... became the third McDonald's All-American signee in program history, joining Frank Ford (1983) and Korvotney Barber (2005) ... tabbed a Sports Illustrated First Team All-American following his senior season ... also was a Third Team Naismith All-American ... played at McEachern High School ... averaged 30.6 points, 7.8 assists and 3.6 steals per game as a senior ... became McEachern High School's all-time leader scorer, eclipsing 2,000 career points on senior night ... guided team to second straight state Final Four ... voted First Team All-Metro ... as a junior, averaged 28.6 points, 8.7 assists, 6.0 rebounds and 4.1 steals per game ... named the 2018-19 USA Today National Player of the Year after leading McEachern to a 32-0 record and a state title his junior year ... was also named MaxPreps Basketball Player of the Year and Georgia Gatorade Player of the Year ... took part in the 2019 USA Basketball Men's Junior National Team July minicamp ... on the AAU circuit, played for Athletes of Tomorrow ... named the Offensive Player of the Year in the Nike EYBL ... averaged 25.3 points, 8.6 assists and 4.9 rebounds per game in Nike EYBL.

CAREER HIGHS

Points	28 (2x) last vs. Missouri (1/26/21)
Rebounds	8 vs. Missouri (1/26/21)
Field Goals	9 (2x) last at Arkansas (1/20/21)
Field Goals Att.	22 at Georgia (1/13/21)
3-Pt. Field Goals	2 (2x) last at South Carolina (1/23/21)
3-Pt. Field Goals Att.	7 vs. Alabama (1/9/21)
Free Throws	18 vs. Missouri (1/26/21)
Free Throws Att.	21 vs. Missouri (1/26/21)
Assists	12 (2x) last at South Carolina (1/23/21)
Blocks	2 at South Carolina (1/23/21)
Steals	3 vs. Alabama (1/9/21)
Minutes	37 at Arkansas (1/20/21)

2020-21 COOPER GAME-BY-GAME

Opp.	Start	Min.	FG-A	3FG-A	FT-A	O-D-T	PF	A	TO	BLK	STL	PTS
Saint Joe's	-	dnp-										
Gonzaga	-	dnp-										
UCF	-	dnp-										
S. Alabama	-	dnp-										
Memphis	-	dnp-										
Texas So.	-	dnp-										
Troy	-	dnp-										
App. State	-	dnp-										
Arkansas	-	dnp-										
Texas A&M	-	dnp-										
Ole Miss	-	dnp-										
Alabama	*	33	8-19	1-7	9-10	1-3-4	3	9	5	0	3	26
Georgia	*	35	9-22	0-4	10-12	0-5-5	3	12	5	0	2	28
Kentucky	*	34	3-13	0-5	5-10	0-3-3	0	8	4	0	1	11
Arkansas	*	37	9-19	2-6	5-6	1-3-4	2	4	4	0	0	25
S. Carolina	*	27	4-10	2-3	6-7	1-5-6	4	12	3	2	0	16
Missouri	*	28	5-12	0-2	18-21	1-7-8	4	7	3	0	0	28
Baylor	*	34	6-17	1-5	2-2	1-6-7	1	5	4	0	0	15
Georgia	*	35	5-10	1-2	8-10	0-1-1	5	9	4	0	2	19
Ole Miss												
Vanderbilt												
Kentucky												
Miss. State												
LSU												
Florida												
Tennessee												
Alabama												

COOPER'S MISCELLANEOUS STATS

	2020-21	Career
Games with 10+ Pts	8	8
Games with 20+ Pts	4	4
Games 5+ 3s	0	0
Games with 5+ Reb	4	4
Games with 10+ Reb	0	0
Games with 5+ Ast	7	7
Games with 10+ Ast	2	2
Games with 5+ Blk	0	0
Games with 5+ Stl	0	0
Double-Doubles	2	2

COOPER'S CAREER STATISTICS

Year	GP-GS	Min-Avg	FG-FGA	Pct	3FG-A	Pct	FT-FTA	Pct	Off-Def-Tot--Avg	PF-FO	Ast	TO	Blk	Stl	Pts	Avg
2020-21	8-8	26.0-32.5	49-122	.402	7-34	.206	63-78	.808	5-33-38--4.8	22-1	66	32	2	8	168	21.0
TOTAL	8-8	26.0-32.5	49-122	.402	7-34	.206	63-78	.808	5-33-38--4.8	22-1	66	32	2	8	168	21.0

4

JAVON FRANKLIN

6-7 • 220

Jr. • F

Little Rock, Ark.
(Holmes CC)



2020-21 (Junior): Appeared in 16 games off the bench ... scored his first career points with a dunk against Gonzaga on Nov. 27 ... posted career highs in points (8), rebounds (4) and blocks (2) against Arkansas on Jan. 20 ... made first two career 3-pointers in same game ... grabbed at least one rebound in 10 of his 16 games.

2019-20 (Sophomore): Averaged 0.2 rebounds and 0.2 assists in 1.2 minutes per game ... appeared in five games off the bench ... first action in an Auburn uniform came against CSUN (Nov. 15) ... pulled down a rebound vs. Georgia (Jan. 11).

BEFORE AUBURN: Played one season at Holmes CC (Miss.) ... averaged 10.8 points and 8.2 rebounds as a freshman ... suffered season-ending leg injury one game into his sophomore season ... finished 19th in the country with a 63.2 field goal percentage in 2017-18 ... was 15th in the NJCAA with 72 blocks ... reached double figures in scoring 16 times and nine times in rebounds, while totaling seven double-doubles.

HIGH SCHOOL AND PERSONAL DATA: Labeled as a three-star by both Rivals and 247Sports ... chosen as the No. 23 JUCO player in the country by 247Sports ... also the No. 1 JUCO player from Arkansas ... attended Parkview Magnet High School where he averaged 16.0 points, 8.7 rebounds, 2.1 blocks, 1.9 assists and 1.8 steals as a senior in 2016-17 ... led team to 28-6 record and was named the 2017 Full Court Award Player of the Year ... tabbed the 6A McDonald's Arkansas Player of the Year and the state championship MVP ... son of Gavonna Washington ... enrolled in the College of Liberal Arts.

CAREER HIGHS

Points	8 at Arkansas (1/20/21)
Rebounds	4 (2x) last at Arkansas (1/20/21)
Field Goals	3 at Arkansas (1/20/21)
Field Goals Att.	4 at Arkansas (1/20/21)
3-Pt. Field Goals	2 at Arkansas (1/20/21)
3-Pt. Field Goals Att.	2 at Arkansas (1/20/21)
Free Throws	-
Free Throws Att.	2 vs. Arkansas (12/30/20)
Assists	2 vs. Arkansas (12/30/20)
Blocks	2 at Arkansas (1/20/21)
Steals	1 at UCF (11/30/20)
Minutes	12 (2x) last at South Carolina (1/23/21)

2020-21 FRANKLIN GAME-BY-GAME

Opp.	Start	Min.	FG-A	3FG-A	FT-A	O-D-T	PF	A	TO	BLK	STL	PTS
Saint Joe's	-dnp-											
Gonzaga	9	1-1	0-0	0-0	0-1-1	0	0	1	1	0	2	
UCF	5	0-0	0-0	0-0	0-1-1	0	0	0	0	1	0	
S. Alabama	-dnp-											
Memphis	5	1-2	0-0	0-0	2-2-4	1	0	0	0	0	2	
Texas So.	1	0-0	0-0	0-0	0-0-0	1	0	0	0	0	0	
Troy	10	0-0	0-0	0-1	0-1-1	2	1	0	1	0	0	
App. State	-dnp-											
Arkansas	3	0-1	0-1	0-2	0-0-0	0	2	0	0	0	0	
Texas A&M	9	0-2	0-0	0-0	0-1-1	0	0	0	1	0	0	
Ole Miss	3	0-1	0-0	0-0	0-0-0	0	0	0	0	0	0	
Alabama	6	0-1	0-0	0-0	0-1-1	0	0	0	0	0	0	
Georgia	3	0-0	0-0	0-0	0-1-1	0	0	1	0	0	0	
Kentucky	3	0-0	0-0	0-0	1-1-2	0	0	1	0	0	0	
Arkansas	12	3-4	2-2	0-0	1-3-4	1	0	1	2	0	8	
S. Carolina	12	2-3	0-0	0-0	1-2-3	1	0	2	0	0	4	
Missouri	4	2-3	0-1	0-0	0-0-0	1	0	0	0	0	4	
Baylor	5	0-0	0-0	0-0	0-0-0	1	0	1	0	0	0	
Georgia	3	0-0	0-0	0-0	0-0-0	0	0	0	1	0	0	
Ole Miss												
Vanderbilt												
Kentucky												
Miss. State												
LSU												
Florida												
Tennessee												
Alabama												

FRANKLIN'S MISCELLANEOUS STATS

	2019-20	2020-21	Career
Games with 10+ Pts	0	0	0
Games with 20+ Pts	0	0	0
Games 5+ 3s	0	0	0
Games with 5+ Reb	0	0	0
Games with 10+ Reb	0	0	0
Games with 5+ Ast	0	0	0
Games with 10+ Ast	0	0	0
Games with 5+ Blk	0	0	0
Games with 5+ Stl	0	0	0
Double-Doubles	0	0	0

FRANKLIN'S CAREER STATISTICS

Year	GP-GS	Min-Avg	FG-FGA	Pct	3FG-A	Pct	FT-FTA	Pct	Off-Def-Tot--Avg	PF-FO	Ast	TO	Blk	Stl	Pts	Avg
2019-20	5-0	5-1.0	0-0	.000	0-0	.000	0-0	.000	0-1-1--0.2	0-0	1	1	0	0	0	0.0
2020-21	16-0	86-5.4	9-18	.500	2-4	.500	0-3	.000	5-14-19--1.2	8-0	3	7	6	1	20	1.3
TOTAL	21-0	91-4.3	9-18	.500	2-4	.500	0-3	.000	5-15-20--1.0	8-0	4	8	6	1	20	1.0

5

CHRIS MOORE

6-6 • 240

Fr. • F

West Memphis, Ark.
(West Memphis HS)



2020-21 (Freshman): Appeared in 17 games off the bench ... second on the team with a 63.9 field-goal percentage (23 of 36) ... field-goal percentage ranks seventh in the SEC among players with 30 or more shot attempts ... scored in 14 of 17 games he's played in ... averaging 6.7 points per game in last three games ... posted career-high 11 points on 4 of 4 shooting in win over Missouri on Jan. 26 ... pulled down four-plus rebounds in three games, including career-high six rebounds against Troy on Dec. 19.

HIGH SCHOOL AND PERSONAL: Labeled as a four-star prospect by Rivals and a three-star prospect by 247Sports and ESPN ... ranked as the 103rd player in the country by Rivals and 122nd by 247Sports ... tabbed as the No. 3 player out of the state of Arkansas by 247Sports and No. 5 by ESPN ... named the Arkansas Player of the Year following senior season ... played at West Memphis High School ... voted all-state four times, including a first team nod in his final campaign ... became the school's all-time leader in points and rebounds ... is the only player in school history to play four seasons on the varsity squad ... guided West Memphis to the Arkansas state championship game, averaging 18.7 points and 16.3 rebounds per game during the playoffs ... guided team to the No. 1 overall rank in Arkansas ... is a four-time all-conference player ... named the 5A East Player of the Year following junior season in which he averaged 17.2 points, 13 rebounds, 4.9 assists and 1.5 blocks per game while shooting 63 percent ... played for Woodz Elite in the Nike EYBL ... averaged 17.7 points, 6.1 rebounds, 1.3 assists and 1.1 blocks per game on the AAU circuit ... led team to No. 1 national ranking as a sophomore.

CAREER HIGHS

Points	11 vs. Missouri (1/26/21)
Rebounds	6 vs. Troy (12/19/20)
Field Goals	4 (2x) last vs. Missouri (1/26/21)
Field Goals Att.	5 vs. Troy (12/19/20)
3-Pt. Field Goals	3 vs. Missouri (1/26/21)
3-Pt. Field Goals Att.	3 vs. Missouri (1/26/21)
Free Throws	3 vs. Saint Joseph's (11/26/20)
Free Throws Att.	3 (2x) last at Baylor (1/30/21)
Assists	2 (2x) last vs. Georgia (2/2/21)
Blocks	1 (2x) last vs. Texas Southern (12/15/20)
Steals	3 vs. Troy (12/19/20)
Minutes	16 (3x) last at Ole Miss (1/6/21)

2020-21 MOORE GAME-BY-GAME

Opp.	Start	Min.	FG-A	3FG-A	FT-A	O-D-T	PF	A	TO	BLK	STL	PTS
Saint Joe's		13	2-2	0-0	3-3	2-0-2	1	2	1	0	0	7
Gonzaga		14	0-2	0-0	1-2	2-2-4	2	0	2	0	0	1
UCF		4	0-1	0-1	0-0	0-0-0	0	0	0	0	1	0
S. Alabama		13	2-4	1-2	0-0	2-3-5	1	0	3	1	1	5
Memphis		8	1-2	0-1	0-0	1-0-1	1	0	0	0	0	2
Texas So.		12	2-2	0-0	0-1	0-1-1	1	0	0	1	0	4
Troy		14	4-5	0-1	0-1	4-2-6	3	0	2	0	3	8
App. State		16	1-2	0-0	0-0	1-0-1	2	0	1	0	0	2
Arkansas		16	0-1	0-1	2-2	1-1-2	1	0	0	0	0	2
Texas A&M		12	0-1	0-0	0-0	0-0-0	1	0	0	0	0	0
Ole Miss		16	2-2	0-0	0-0	0-1-1	0	1	0	0	0	4
Alabama		3	0-0	0-0	0-0	0-1-1	0	0	2	0	0	0
Georgia		-dnp-										
Kentucky		-dnp-										
Arkansas		13	1-3	0-0	1-3	2-1-3	0	1	0	0	0	3
S. Carolina		10	1-1	0-0	0-0	1-0-1	2	1	0	0	0	2
Missouri		14	4-4	3-3	0-0	1-0-1	0	0	0	0	0	11
Baylor		7	1-1	0-0	2-3	2-0-2	0	0	0	0	0	4
Georgia		14	2-3	1-2	0-0	1-2-3	3	2	2	0	1	5
Ole Miss												
Vanderbilt												
Kentucky												
Miss. State												
LSU												
Florida												
Tennessee												
Alabama												

MOORE'S MISCELLANEOUS STATS

	2020-21	Career
Games with 10+ Pts	1	1
Games with 20+ Pts	0	0
Games 5+ 3s	0	0
Games with 5+ Reb	2	2
Games with 10+ Reb	0	0
Games with 5+ Ast	0	0
Games with 10+ Ast	0	0
Games with 5+ Blk	0	0
Games with 5+ Stl	0	0
Double-Doubles	0	0

MOORE'S CAREER STATISTICS

Year	GP-GS	Min-Avg	FG-FGA	Pct	3FG-A	Pct	FT-FTA	Pct	Off-Def-Tot--Avg	PF-FO	Ast	TO	Blk	Stl	Pts	Avg
2020-21	17-0	189-11.1	23-36	.639	5-11	.455	9-15	.600	20-14-34--2.0	18-0	7	13	2	6	60	3.5
TOTAL	17-0	189-11.1	23-36	.639	5-11	.455	9-15	.600	20-14-34--2.0	18-0	7	13	2	6	60	3.5

10

JT THOR

6-10 • 205

Fr. • F

Anchorage, Alaska
(Norcross HS)



2020-21 (Freshman): Started all 19 games as a freshman ... scored in double figures 10 times, including six times in SEC play ... averaging 10.9 points, 6.0 rebounds and 1.9 blocks per game since Sharife Cooper entered the lineup ... posted career highs in points (15), rebounds (9) and blocks (4) against Alabama on Jan. 9 ... became just the third Division 1 player and only freshman to record 15 points, nine rebounds, four blocks, three assists and two assists in a game this season ... blocked a shot in 10 of his last 14 games and has eight games with two-plus blocks on the season ... 22 total blocks is ninth in the SEC and second among all SEC freshmen ... pulled down five-plus rebounds in eight of his last 10 games ... one of only four freshmen in the country with at least 170 points, 80 rebounds, 20 blocks and 15 steals this season ... third on the team with 44 free throws made and fourth in free throw percentage (73.3).

HIGH SCHOOL AND PERSONAL: Consensus four-star prospect ... ranked as the No. 45 player in the country by ESPN, No. 51 overall by 247Sports and No. 56 nationally by Rivals ... tabbed as the third-best player in the state of Georgia by ESPN and No. 4 by 247Sports ... labeled as the No. 8 power forward by 247Sports and ESPN and the No. 10 power forward by Rivals ... earned all-state honors from the Georgia Athletic Coaches Association and all-county honors from the Daily Post and the Gwinnett Tipoff Club ... played for Norcross High School and averaged a team-best 14.9 points per game to go along with 6.6 rebounds per contest ... was born in Nebraska, grew up in Alaska and played two seasons at Huntington Prep (W.Va.) before transferring to Norcross for final high school season ... averaged 8.6 points, 6.4 rebounds and 1.7 blocks between the Nike and adidas circuits ... didn't start playing basketball until the seventh grade.

CAREER HIGHS

Points	15 vs. Alabama (1/9/21)
Rebounds	9 (2x) last vs. Kentucky (1/16/21)
Field Goals	6 at Baylor (1/30/21)
Field Goals Att.	10 at South Carolina (1/23/21)
3-Pt. Field Goals	3 vs. Missouri (1/26/21)
3-Pt. Field Goals Att.	5 vs. Missouri (1/26/21)
Free Throws	7 vs. Gonzaga (11/27/20)
Free Throws Att.	7 (2x) last vs. Alabama (1/9/21)
Assists	4 vs. South Alabama (12/4/20)
Blocks	4 (2x) last vs. Missouri (1/26/21)
Steals	3 (3x) last at Arkansas (1/20/21)
Minutes	29 at Texas A&M (1/2/21)

2020-21 THOR GAME-BY-GAME

Opp.	Start	Min.	FG-A	3FG-A	FT-A	O-D-T	PF	A	TO	BLK	STL	PTS
Saint Joe's	*	16	2-6	1-4	2-4	1-0-1	5	0	3	0	0	7
Gonzaga	*	16	2-4	0-2	7-7	1-2-3	3	2	3	0	1	11
UCF	*	17	1-6	0-4	1-2	1-0-1	3	1	4	0	0	3
S. Alabama	*	27	3-6	2-4	2-2	1-3-4	1	4	1	0	1	10
Memphis	*	18	3-7	1-2	0-1	0-3-3	2	0	2	0	0	7
Texas So.	*	24	2-6	0-1	3-4	5-2-7	1	0	0	2	3	7
Troy	*	20	4-6	0-1	2-2	0-2-2	1	0	1	2	1	10
App. State	*	24	2-4	1-2	1-2	0-2-2	0	1	2	1	0	6
Arkansas	*	19	1-4	0-2	3-6	2-1-3	1	2	0	2	0	5
Texas A&M	*	29	5-8	0-1	0-0	2-3-5	2	1	2	0	1	10
Ole Miss	*	25	3-9	1-2	2-3	2-3-5	2	1	1	0	1	9
Alabama	*	24	4-7	1-3	6-7	1-8-9	3	2	0	4	3	15
Georgia	*	16	3-3	1-1	4-7	0-8-8	4	1	1	0	0	11
Kentucky	*	23	2-9	0-4	2-2	3-3-6	3	0	1	1	2	6
Arkansas	*	25	3-8	1-3	5-6	2-3-5	2	0	3	2	3	12
S. Carolina	*	23	5-10	1-2	3-3	3-4-7	2	0	0	2	0	14
Missouri	*	28	4-9	3-5	1-2	0-5-5	1	0	1	4	0	12
Baylor	*	25	6-9	1-3	0-0	1-3-4	3	0	1	2	1	13
Georgia	*	25	2-7	0-3	0-0	2-2-4	1	1	1	0	0	4
Ole Miss												
Vanderbilt												
Kentucky												
Miss. State												
LSU												
Florida												
Tennessee												
Alabama												

THOR'S MISCELLANEOUS STATS

	2020-21	Career
Games with 10+ Pts	10	10
Games with 20+ Pts	0	0
Games 5+ 3s	0	0
Games with 5+ Reb	9	9
Games with 10+ Reb	0	0
Games with 5+ Ast	0	0
Games with 10+ Ast	0	0
Games with 5+ Blk	0	0
Games with 5+ Stl	0	0
Double-Doubles	0	0

THOR'S CAREER STATISTICS

Year	GP-GS	Min-Avg	FG-FGA	Pct	3FG-A	Pct	FT-FTA	Pct	Off-Def-Tot--Avg	PF-FO	Ast	TO	Blk	Stl	Pts	Avg
2020-21	19-19	415-21.8	57-128	.445	14-49	.286	44-60	.733	27-57--84--4.4	40-1	16	27	22	17	172	9.1
TOTAL	19-19	415-21.8	57-128	.445	14-49	.286	44-60	.733	27-57--84--4.4	40-1	16	27	22	17	172	9.1

13



BABATUNDE AKINGBOLA

6-10 • 245
So. • C
Ogun, Nigeria
(McEachern HS)

2020-21 (Sophomore): Appeared in all 19 games off the bench ... ranks ninth in the SEC with 1.21 blocks per game ... blocked a shot in 13 of team's 19 games, including five games with two or more blocked shots ... swatted a career-high five shots in only eight minutes against Missouri on Jan. 26 ... only player in the country to have at least five blocks in eight or fewer minutes this season and one of just five players to accomplish the feat in the last decade ... third on the team with a 58.1 field-goal percentage (18 of 31) ... set career highs in points (7), rebounds (8), and minutes played (26) in season opener against St. Joseph's. on Nov. 26 ... grabbed two or more rebounds in eight straight games, averaging 3.1 boards per contest in that span.

2019-20 (Freshman): Averaged 0.2 points, 0.3 rebounds and 0.4 blocks in 2.3 minutes per game ... appeared in 13 games off the bench, including five in SEC play ... blocked a pair of shots in the first minute his career minute at South Alabama (Nov. 12) ... pulled down a pair of rebounds in five minutes of action vs. New Mexico (Nov. 25) ... scored his first career points with a dunk against Lipscomb (Dec. 29) ... saw a career-high six minutes in regular-season finale at Tennessee (March 7) and blocked a shot.

HIGH SCHOOL AND PERSONAL DATA: Labeled as a four-star prospect by Rivals and a three-star by 247Sports and ESPN ... tabbed as the No. 15 player in Georgia by 247Sports and ESPN ... played at McEachern High School ... was a two-time all-state selection ... team made the Final Four ... averaged 6.0 points, 6.1 rebounds, 3.0 blocks and 1.1 assists per game ... competed with Athletes of Tomorrow on the Nike EYBL circuit ... had 70 rebounds to go along with 27 blocks and shot 56 percent from the floor in 10 games for AOT during Nike 17U circuit ... led team to third-place finish at the 45th annual City of Palms Classic ... son of Akintayo and Temitayo Akingbola ... has four sisters: Yinka, Laide, Kemi and Lola ... goes by the nickname "Stretch" ... enrolled in the Harbert College of Business.

CAREER HIGHS

Points	7 vs. Saint Joseph's (11/26/20)
Rebounds	8 vs. Saint Joseph's (11/26/20)
Field Goals	2 (5x) last at Georgia (1/13/21)
Field Goals Att.	4 at UCF (11/30/20)
3-Pt. Field Goals	1 vs. Saint Joseph's (11/26/20)
3-Pt. Field Goals Att.	1 (4x) last at Georgia (1/13/21)
Free Throws	2 (3x) last vs. Memphis (12/12/20)
Free Throws Att.	5 vs. Saint Joseph's (11/26/20)
Assists	2 vs. Appalachian State (12/22/20)
Blocks	5 vs. Missouri (1/26/21)
Steals	2 (2x) last vs. Memphis (12/12/20)
Minutes	26 vs. Saint Joseph's (11/26/20)

2020-21 AKINGBOLA GAME-BY-GAME

Opp.	Start	Min.	FG-A	3FG-A	FT-A	O-D-T	PF	A	TO	BLK	STL	PTS
Saint Joe's		26	2-3	1-1	2-5	5-3-8	4	1	1	3	2	7
Gonzaga		19	2-3	0-1	0-1	2-2-4	2	0	2	1	0	4
UCF		21	1-4	0-0	2-3	4-1-5	2	0	2	1	0	4
S. Alabama		12	1-1	0-0	0-0	0-0-0	1	0	0	1	0	2
Memphis		17	1-2	0-1	2-2	1-1-2	2	0	1	1	2	4
Texas So.		12	1-1	0-0	0-0	0-0-0	2	0	2	0	0	2
Troy		12	2-3	0-0	1-2	0-1-1	1	0	0	1	0	5
App. State		17	0-3	0-0	0-1	1-2-3	2	2	0	0	1	0
Arkansas		13	1-1	0-0	0-0	0-1-1	3	0	0	3	0	2
Texas A&M		13	2-2	0-0	0-2	1-0-1	0	0	1	1	0	4
Ole Miss		8	0-0	0-0	0-0	0-0-0	3	0	1	1	0	0
Alabama		5	0-1	0-0	0-0	0-2-2	2	0	0	0	0	0
Georgia		16	2-3	0-1	0-0	2-3-5	3	0	1	2	0	4
Kentucky		7	0-0	0-0	0-0	1-1-2	4	0	0	0	0	0
Arkansas		10	1-1	0-0	0-1	2-2-4	0	0	1	2	0	2
S. Carolina		12	1-2	0-0	0-0	0-2-2	1	0	0	1	1	2
Missouri		8	1-1	0-0	1-2	1-3-4	2	0	2	5	1	3
Baylor		7	0-0	0-0	0-2	2-1-3	1	0	0	0	0	0
Georgia		9	0-0	0-0	0-0	1-1-2	2	0	2	0	1	0
Ole Miss												
Vanderbilt												
Kentucky												
Miss. State												
LSU												
Florida												
Tennessee												
Alabama												

AKINGBOLA'S MISCELLANEOUS STATS

	2019-20	2020-21	Career
Games with 10+ Pts	0	0	0
Games with 20+ Pts	0	0	0
Games 5+ 3s	0	0	0
Games with 5+ Reb	0	3	3
Games with 10+ Reb	0	0	0
Games with 5+ Ast	0	0	0
Games with 10+ Ast	0	0	0
Games with 5+ Blk	0	1	1
Games with 5+ Stl	0	0	0
Double-Doubles	0	0	0

AKINGBOLA'S CAREER STATISTICS

Year	GP-GS	Min-Avg	FG-FGA	Pct	3FG-A	Pct	FT-FTA	Pct	Off-Def-Tot--Avg	PF-FO	Ast	TO	Blk	Stl	Pts	Avg
2019-20	13-0	30-2.3	1-4	.250	0-1	.000	0-0	.000	1-3-4--0.3	7-0	2	3	5	0	2	0.2
2020-21	19-0	235-12.4	18-31	.581	1-4	.250	8-21	.381	23-26-49--2.6	36-0	4	14	23	8	45	2.4
TOTAL	32-0	265-8.3	19-35	.543	1-5	.200	8-21	.381	24-29-53--1.7	43-0	6	17	28	8	47	1.5

22



ALLEN FLANIGAN

6-6 • 215

So. • G

Little Rock, Ark.
(Parkview Magnet HS)

2020-21 (Sophomore): Started all 19 games and taken over as one of the team's primary scoring options ... arguably one of the most improved players in the SEC ... second on the team and 15th in the conference with 13.9 points per game ... averaging 15.7 points per game on 51.1 percent shooting (45 of 88) in Auburn Arena ... scored in double figures in 17 of team's 19 games, including six games with 18 or more points ... put up a career-high 24 points against South Carolina on Jan. 23 ... averaging 14.4 points, 5.8 rebounds and three assists per game in league play, putting him in the top 15 among SEC players in every category ... shooting 46.5 percent from the field in SEC play, tied for fourth-best in the conference among those with 80 or more shot attempts ... posted first career double-double with 19 points and 10 rebounds vs. Arkansas on Dec. 28 ... ranks top 10 in the SEC in total points (265), field goals made (85) and assists (56) ... leads the team with 101 total rebounds and is second with 56 assists ... pulled down six-plus rebounds in seven of team's last 12 games ... knocked down 33 3-pointers, eighth-most in the SEC ... leads the team and ranks top 10 in the conference in free throws made (62) ... made 36 of 43 free throw attempts over his last 10 games.

2019-20 (Freshman): Averaged 3.2 points, 2.7 rebounds, 0.4 assists and 0.3 steals in 13.7 minutes per game ... appeared in all 31 games ... earned first career start at Missouri (Feb. 15) ... third-best rebounding guard on the team at 2.7 boards per contest ... pulled down at least four rebounds 10 times, including seven times in SEC play ... was a perfect 4-for-4 and scored eight points in 12 minutes vs. Furman (Dec. 5) ... recorded career-highs in points (12) and rebounds (6) against Georgia (Jan. 11) ... matched career high with six boards in home win vs. Alabama (Feb. 12) ... followed up with six rebounds and hit season-best five free throws at Missouri (Feb. 15) ... posted nine points and five rebounds in 22 minutes at Tennessee (March 7).

HIGH SCHOOL AND PERSONAL DATA: Labeled as a four-star by ESPN and a three-star by Rivals and 247Sports ... selected as the No. 1 player in Arkansas by ESPN and No. 3 by 247Sports ... attended Parkview Magnet High School where he played for his grandfather and local legend Alfred Flanigan ... won two state championships ... named the 5A Gatorade Arkansas Player of the Year ... also chosen as the district's top athlete ... played for the Joe Johnson Hawks in the adidas Gauntlet circuit, averaging 8.4 points, 3.6 rebounds and 1.2 assists per game ... led Hawks to 21-5 record and age division title in the Real Deal in the Rock ... son of Wes and Katrina Flanigan ... has two siblings: Collin and Mike ... father, Wes, was a four-year starter at point guard at Auburn from 1993-97 and is in the top 25 in program history with 1,228 career points ... father, Wes, was also an All-SEC selection in 1996 and is currently an assistant coach at Auburn ... enrolled in the College of Education.

CAREER HIGHS

Points	24 at South Carolina (1/23/21)
Rebounds	10 vs. Arkansas (12/30/20)
Field Goals	7 (2x) last at South Carolina (1/23/21)
Field Goals Att.	14 (2x) last at Baylor (1/30/21)
3-Pt. Field Goals	4 (4x) last at South Carolina (1/23/21)
3-Pt. Field Goals Att.	7 (3x) last at Texas A&M (1/2/21)
Free Throws	8 vs. Kentucky (1/16/21)
Free Throws Att.	8 (2x) last vs. Kentucky (1/16/21)
Assists	6 (2x) last at Baylor (1/30/21)
Blocks	1 (7x) last vs. Alabama (1/9/21)
Steals	4 at Arkansas (1/20/21)
Minutes	36 at Texas A&M (1/2/21)

2020-21 FLANIGAN GAME-BY-GAME

Opp.	Start	Min.	FG-A	3FG-A	FT-A	O-D-T	PF	A	TO	BLK	STL	PTS
Saint Joe's	*	35	3-8	0-2	6-7	3-2-5	4	2	1	0	0	12
Gonzaga	*	30	7-11	4-7	2-3	1-4-5	0	1	1	0	1	20
UCF	*	31	1-6	1-5	0-1	1-6-7	2	3	3	0	1	3
S. Alabama	*	23	5-8	4-6	0-0	1-1-2	1	2	2	0	2	14
Memphis	*	32	5-10	1-5	5-8	1-3-4	0	1	0	0	1	16
Texas So.	*	25	6-12	2-6	4-7	1-2-3	2	0	0	0	2	18
Troy	*	26	4-7	1-4	5-5	0-3-3	3	4	7	1	0	14
App. State	*	31	5-8	3-6	0-0	1-5-6	2	6	1	0	0	13
Arkansas	*	30	6-11	3-7	4-5	3-7-10	3	3	5	0	0	19
Texas A&M	*	36	6-11	4-7	0-0	0-3-3	1	4	6	0	2	16
Ole Miss	*	35	2-8	0-4	0-0	1-5-6	1	5	8	1	2	4
Alabama	*	35	6-12	3-6	4-5	3-5-8	2	4	3	1	1	19
Georgia	*	26	4-8	1-4	2-2	0-4-4	4	3	1	0	0	11
Kentucky	*	32	6-14	1-3	8-8	3-6-9	2	1	2	0	0	21
Arkansas	*	25	2-7	0-4	3-4	0-4-4	4	1	4	0	4	7
S. Carolina	*	33	7-12	4-6	6-6	2-4-6	3	4	4	1	1	24
Missouri	*	26	3-8	0-3	5-6	0-4-4	3	3	3	0	0	11
Baylor	*	34	3-14	1-6	4-6	1-7-8	1	6	5	0	1	11
Georgia	*	29	4-8	0-3	4-6	0-4-4	4	2	3	0	0	12
Ole Miss												
Vanderbilt												
Kentucky												
Miss. State												
LSU												
Florida												
Tennessee												
Alabama												

FLANIGAN'S MISCELLANEOUS STATS

	2019-20	2020-21	Career
Games with 10+ Pts	1	15	16
Games with 20+ Pts	0	3	3
Games 5+ 3s	0	0	0
Games with 5+ Reb	6	10	16
Games with 10+ Reb	0	1	1
Games with 5+ Ast	0	3	3
Games with 10+ Ast	0	0	0
Games with 5+ Blk	0	0	0
Games with 5+ Stl	0	0	0
Double-Doubles	0	1	1

FLANIGAN'S CAREER STATISTICS

Year	GP-GS	Min-Avg	FG-FGA	Pct	3FG-A	Pct	FT-FTA	Pct	Off-Def-Tot--Avg	PF-FO	Ast	TO	Blk	Stl	Pts	Avg
2019-20	31-3	429-13.8	39-99	.394	5-35	.143	17-37	.459	24-59-83--2.7	52-0	11	25	4	8	100	3.2
2020-21	19-19	563-29.6	85-183	.464	33-94	.351	62-79	.785	22-79-101--5.3	45-0	56	60	5	16	265	13.9
TOTAL	50-22	992-19.8	124-282	.440	38-129	.295	79-116	.681	46-138-184--3.7	97-0	67	85	9	24	365	7.3

23

JAYLIN WILLIAMS

6-8 • 230

So. • F

Nahunta, Ga.

(Brantley County HS)



2020-21 (Sophomore): Joined the starting lineup this year, starting all 19 games ... fourth on the team with 11.0 points per game ... scored a career-high 24 points against Ole Miss on Jan. 6 ... scored in double figures in 11 of team's 19 games, including seven games with 15 or more points ... averaging 14.8 points per game over his last four games ... posted first career double-double with 18 points and 11 rebounds against St. Joseph's on Nov. 26 ... 11 boards was a career high ... shooting 53.5 percent (84 of 157) from the field, which ranks second in the SEC among players who have attempted 150 or more shots ... leads the team in blocks (29) and ranks third in steals (16) ... has a block or steal in 17 of 19 games ... one of only four players in the country with at least 40 assists, 25 blocks and 15 steals ... blocked five shots against Georgia on Jan. 13, a new career high ... ranks fifth in the SEC with 29 blocks and seventh with 1.53 blocks per game.

2019-20 (Freshman): Averaged 2.4 points, 1.8 rebounds, 0.4 assists, 0.4 blocks and 0.4 assists in 7.1 minutes per game ... appeared in 14 games off the bench, including eight in SEC play ... was top contributor off the bench in the final five games of the season, averaging 4.2 points and three rebounds per game while shooting at 53 percent clip in 13 minutes per contest ... recorded first career block in first career game vs. Colgate (Nov. 18) ... made career-long outing with 16 minutes and pulled down six rebounds to go along with two steals and an assist at Georgia (Feb. 19) ... scored career-high eight points and added three steals vs. Tennessee (Feb. 22) ... knocked down first career 3-pointer at Kentucky (Feb. 29).

HIGH SCHOOL AND PERSONAL DATA: Labeled as a four-star by both Rivals and 247Sports ... tabbed as the No. 109 prospect nationally by Rivals and No. 120 by 247Sports ... selected as the No. 4 player in the state of Georgia by 247Sports ... played for Brantley County High School where he was a First Team All-State selection as a junior and a senior ... averaged 25 points and 14 rebounds per game ... also played football as a wide receiver ... played for Game Elite on the adidas circuit, averaging 11.9 points, 4.9 rebounds and 1.9 assists while shooting 63 percent from the floor ... produced stat lines of 31 points, 14 assists and 11 rebounds, as well as 27 points, 13 rebounds and four blocks for Game Elite ... son of Shantel Williams ... is an only child ... enrolled in the College of Education.

CAREER HIGHS

Points	24 at Ole Miss (1/6/21)
Rebounds	11 vs. Saint Joseph's (11/26/20)
Field Goals	9 vs. Georgia (2/2/21)
Field Goals Att.	14 (2x) last vs. Georgia (2/2/21)
3-Pt. Field Goals	6 at Ole Miss (1/6/21)
3-Pt. Field Goals Att.	10 at Ole Miss (1/6/21)
Free Throws	4 at Ole Miss (1/6/21)
Free Throws Att.	4 (4x) last vs. Missouri (1/26/21)
Assists	8 vs. Memphis (12/12/20)
Blocks	5 at Georgia (1/13/21)
Steals	3 vs. Tennessee (2/22/20)
Minutes	37 vs. Saint Joseph's (11/26/20)

2020-21 WILLIAMS GAME-BY-GAME

Opp.	Start	Min.	FG-A	3FG-A	FT-A	O-D-T	PF	A	TO	BLK	STL	PTS
Saint Joe's	*	37	8-13	1-3	1-3	3-8-11	1	3	5	1	2	18
Gonzaga	*	21	0-3	0-1	0-0	1-1-2	4	0	1	2	1	0
UCF	*	24	3-5	0-1	2-4	2-6-8	2	2	1	2	1	8
S. Alabama	*	31	5-8	2-3	1-4	0-4-4	4	4	2	1	1	13
Memphis	*	27	3-8	0-2	0-0	1-2-3	4	8	1	2	0	6
Texas So.	*	27	6-12	0-4	3-4	2-4-6	0	0	2	2	2	15
Troy	*	17	5-6	1-2	0-0	0-6-6	3	2	3	0	2	11
App. State	*	24	6-12	3-8	0-1	1-3-4	2	1	0	1	0	15
Arkansas	*	30	5-8	2-2	1-4	1-1-2	2	2	5	0	0	13
Texas A&M	*	20	1-3	1-3	0-0	1-1-2	3	7	2	0	2	3
Ole Miss	*	30	7-14	6-10	4-4	1-3-4	3	4	3	0	2	24
Alabama	*	21	2-6	0-4	0-0	0-1-1	4	0	4	2	0	4
Georgia	*	33	5-7	0-1	1-2	1-3-4	2	0	2	5	1	11
Kentucky	*	27	3-7	1-3	0-0	0-1-1	3	2	2	2	1	7
Arkansas	*	24	1-5	0-2	0-0	1-3-4	2	2	0	2	0	2
S. Carolina	*	24	8-12	2-3	0-0	2-5-7	2	2	1	0	0	18
Missouri	*	23	0-4	0-1	3-4	0-7-7	4	3	0	2	1	3
Baylor	*	30	7-10	3-6	0-0	3-5-8	4	2	0	2	0	17
Georgia	*	32	9-14	2-5	1-1	2-3-5	0	0	1	3	0	21
Ole Miss												
Vanderbilt												
Kentucky												
Miss. State												
LSU												
Florida												
Tennessee												
Alabama												

WILLIAMS' MISCELLANEOUS STATS

	2019-20	2020-21	Career
Games with 10+ Pts	0	11	11
Games with 20+ Pts	0	2	2
Games 5+ 3s	0	1	1
Games with 5+ Reb	2	8	10
Games with 10+ Reb	0	1	1
Games with 5+ Ast	0	2	2
Games with 10+ Ast	0	0	0
Games with 5+ Blk	0	1	1
Games with 5+ Stl	0	0	0
Double-Doubles	0	1	1

WILLIAMS' CAREER STATISTICS

Year	GP-GS	Min-Avg	FG-FGA	Pct	3FG-A	Pct	FT-FTA	Pct	Off-Def-Tot--Avg	PF-FO	Ast	TO	Blk	Stl	Pts	Avg
2019-20	14-0	100-7.1	15-28	.536	1-9	.111	3-3	1.000	8-17-25--1.8	12-0	6	6	5	6	34	2.4
2020-21	19-19	492-25.9	84-157	.535	24-64	.375	17-31	.548	22-67-89--4.7	49-0	44	35	29	16	209	11.0
TOTAL	33-19	592-17.9	99-185	.535	25-73	.342	20-34	.588	30-84-114--3.5	61-0	50	41	34	22	243	7.4

24

JUSTIN POWELL

6-6 • 205

Fr. • G

Prospect, Ky.

(North Oldham HS)



2020-21 (Freshman): Played in the first 10 games with seven starts ... missed the last nine games due to injury ... tied Auburn record with 26 points in his home debut against South Alabama on Dec. 4 ... scored 26 in back-to-back games vs. South Alabama and Memphis ... one of four freshmen in the SEC to score 20 or more points in a game twice this season ... currently third on the team with 11.7 points per game ... leads the team in rebounds per game (6.1) and second in assists per game (4.7) ... pulled down six or more rebounds in seven of 10 games he's played in ... among SEC freshmen, ranks second in rebounds per game (6.1) and first in defensive rebounds per game (5.2) ... his 4.7 assists per game is fourth in the SEC and tied for sixth nationally among freshmen ... shooting 76.5 percent (26-34) from the free throw line, good for third on the team.

HIGH SCHOOL AND PERSONAL: Labeled as a four-star prospect by ESPN and a three-star prospect by 247Sports and Rivals ... tabbed as the No. 76 player in the country by ESPN and No. 151 by 247Sports ... selected as the top player from the state of Kentucky by ESPN and the second ranked by 247Sports ... tabbed all-state and all-league as a senior after averaging 24.7 points and 8.7 rebounds per game ... also shot 59 percent from the floor ... was named MVP of King of Bluegrass Holiday Classic ... played two years at Trinity High School in Louisville before transferring to Montverde Academy in Florida ... played with Indy Heat in the Nike EYBL circuit ... averaged 13.2 points and shot 50 percent from the floor including 55 percent from 3 ... also averaged 2.8 rebounds and 2.6 assists.

CAREER HIGHS

Points	26 (2x) last vs. Memphis (12/12/20)
Rebounds	8 (2x) last vs. Appalachian State (12/22/20)
Field Goals	9 vs. Memphis (12/12/20)
Field Goals Att.	13 vs. Memphis (12/12/20)
3-Pt. Field Goals	7 vs. South Alabama (12/4/20)
3-Pt. Field Goals Att.	9 vs. South Alabama (12/4/20)
Free Throws	6 vs. Saint Joseph's (11/26/20)
Free Throws Att.	6 (3x) last vs. Memphis (12/12/20)
Assists	9 (2x) last vs. Arkansas (12/30/20)
Blocks	-
Steals	2 (3x) last at Texas A&M (1/2/21)
Minutes	33 (2x) last vs. Arkansas (12/30/20)

2020-21 POWELL GAME-BY-GAME

Opp.	Start	Min.	FG-A	3FG-A	FT-A	O-D-T	PF	A	TO	BLK	STL	PTS
Saint Joe's		28	4-10	3-5	6-6	1-6-7	1	0	0	0	0	17
Gonzaga	*	22	3-8	1-3	0-0	1-5-6	0	3	2	0	1	7
UCF		24	3-11	1-7	1-4	0-7-7	4	3	3	0	2	8
S. Alabama	*	31	7-9	7-9	5-6	0-4-4	2	9	1	0	0	26
Memphis	*	33	9-13	4-6	4-6	1-7-8	0	2	5	0	1	26
Texas So.	*	32	6-11	1-4	2-2	2-5-7	1	6	3	0	0	15
Troy	*	23	1-4	1-1	0-0	0-4-4	1	8	1	0	0	3
App. State	*	32	2-5	1-2	4-5	1-7-8	0	5	3	0	1	9
Arkansas	*	33	1-8	0-3	2-3	2-4-6	2	9	7	0	2	4
Texas A&M	*	21	0-5	0-3	2-2	1-3-4	0	2	1	0	2	2
Ole Miss		-dnp-										
Alabama		-dnp-										
Georgia		-dnp-										
Kentucky		-dnp-										
Arkansas		-dnp-										
S. Carolina		-dnp-										
Missouri		-dnp-										
Baylor		-dnp-										
Georgia		-dnp-										
Ole Miss												
Vanderbilt												
Kentucky												
Miss. State												
LSU												
Florida												
Tennessee												
Alabama												

POWELL'S MISCELLANEOUS STATS

	2020-21	Career
Games with 10+ Pts	4	4
Games with 20+ Pts	2	2
Games 5+ 3s	1	1
Games with 5+ Reb	7	7
Games with 10+ Reb	0	0
Games with 5+ Ast	5	5
Games with 10+ Ast	0	0
Games with 5+ Blk	0	0
Games with 5+ Stl	0	0
Double-Doubles	0	0

POWELL'S CAREER STATISTICS

Year	GP-GS	Min-Avg	FG-FGA	Pct	3FG-A	Pct	FT-FTA	Pct	Off-Def-Tot--Avg	PF-FO	Ast	TO	Blk	Stl	Pts	Avg
2020-21	10-7	27.5	36-84	.429	19-43	.442	26-34	.765	9-52-61--6.1	11-0	47	26	0	9	117	11.7
TOTAL	10-7	27.5	36-84	.429	19-43	.442	26-34	.765	9-52-61--6.1	11-0	47	26	0	9	117	11.7

35

DEVAN CAMBRIDGE

6-6 • 215
So. • G
Nashville, Tenn.
(Hillcrest Prep)



2020-21 (Sophomore): Started team's first 11 games ... first player off the bench the last eight games ... scored in double figures in nine games, including six of eight games coming off the bench ... third on the team with 25 3-pointers made ... shooting 40.9 percent from 3 and 46.7 percent from the field in Auburn Arena ... posted first career double-double with 13 points and a career-high 10 rebounds against St. Joseph's on Nov. 26 ... blocked a career-high five shots in win over Georgia on Jan. 13 ... with Jaylin Williams, only set of teammates in Division I to block at least five shots in the same game this season.

2019-20 (Freshman): Averaged 4.2 points, 2.3 rebounds, 0.4 blocks and 0.4 steals in 13.2 minutes per game ... played in all 31 games off the bench ... led team in blocks and steals three times and scoring once ... played 10-plus minutes 17 times ... was team's second-best three-point shooter at 37 percent (27-of-73) ... scored career-high 26 points on 10-of-14 shooting vs. South Carolina (Jan. 22) ... 26 points were the most points scored by an Auburn freshman since Danjel Purifoy scored 27 points in back-to-back games in 2016 ... knocked down career-high seven 3-pointers en route to 21 points against LSU (Feb. 8) ... scored four or more points in 12 games and had at least eight points in four of his last eight games ... pulled down four or more rebounds in seven games with five heading into SEC play ... racked up a block or a steal 15 times ... named to AD Honor Roll after maintaining a 3.5 or higher combined GPA for the previous spring and fall semesters.

HIGH SCHOOL AND PERSONAL DATA: Labeled as a three-star by both Rivals and 247Sports ... tabbed as the No. 8 player in the state of Arizona by 247Sports ... averaged 13 points, 6.5 rebounds, 2.3 blocks and 1.7 steals in 22 games during senior season for Hillcrest Prep in Phoenix, Ariz ... Shot 49 percent from the field, including 38 percent from three ... played on the Nike EYBL circuit with Athletes of Tomorrow, averaging 15.1 points, 5.1 rebounds, 1.3 assists and 1.3 blocks per game in 13 games ... son of Desmond Cambridge and Teon Cotton ... has six siblings: Desmond Jr., Jalon, Jaloni, Jasiah, Jordyn and Kennedy ... father, Desmond Sr., was an all-conference player at Alabama A&M where he set the NCAA record for steals in a season with 160 - a record that still stands after the 2018-19 season - while also averaging 20.7 points per game ... brother, Desmond Jr., is a junior on the basketball team at Nevada ... enrolled in the College of Education.

CAREER HIGHS

Points	26 vs. South Carolina (1/22/20)
Rebounds	10 vs. Saint Joseph's (11/26/20)
Field Goals	10 vs. South Carolina (1/22/20)
Field Goals Att.	14 vs. South Carolina (1/22/20)
3-Pt. Field Goals	7 vs. LSU (2/8/20)
3-Pt. Field Goals Att.	11 vs. South Alabama (12/4/20)
Free Throws	4 (2x) last vs. Georgia (2/2/21)
Free Throws Att.	8 vs. Saint Joseph's (11/26/20)
Assists	3 at Baylor (1/30/21)
Blocks	5 at Georgia (1/13/21)
Steals	3 (3x) last vs. Georgia (2/2/21)
Minutes	32 at Ole Miss (1/6/21)

2020-21 CAMBRIDGE GAME-BY-GAME

Opp.	Start	Min.	FG-A	3FG-A	FT-A	O-D-T	PF	A	TO	BLK	STL	PTS
Saint Joe's	*	30	4-12	1-9	4-8	2-8-10	2	2	2	0	0	13
Gonzaga	*	21	2-8	2-5	0-0	0-1-1	1	1	3	0	3	6
UCF	*	18	2-9	0-3	0-2	2-2-4	0	1	2	0	0	4
S. Alabama	*	23	4-11	4-11	0-2	1-1-2	1	2	2	0	2	12
Memphis	*	21	2-7	0-4	0-1	1-0-1	2	0	1	0	0	4
Texas So.	*	26	2-7	1-5	3-7	0-3-3	2	0	0	0	0	8
Troy	*	19	2-6	2-4	0-0	0-1-1	1	0	1	0	0	6
App. State	*	15	0-4	0-4	0-0	2-2-4	1	0	1	0	0	0
Arkansas	*	21	5-6	5-6	0-0	0-4-4	3	0	0	0	1	15
Texas A&M	*	28	3-8	1-5	2-2	0-6-6	3	2	2	0	1	9
Ole Miss	*	32	2-10	0-5	0-0	2-3-5	2	1	2	0	1	4
Alabama		25	4-6	1-3	1-1	0-2-2	3	1	2	1	0	10
Georgia		26	6-10	1-4	1-1	2-2-4	1	1	4	5	3	14
Kentucky		26	5-8	3-5	0-0	2-3-5	3	0	1	1	2	13
Arkansas		24	0-3	0-3	1-2	0-1-1	1	2	1	0	0	1
S. Carolina		19	4-8	2-5	0-0	1-2-3	1	0	0	0	1	10
Missouri		28	3-5	0-2	2-2	1-4-5	1	0	1	1	0	8
Baylor		26	4-11	0-4	2-2	2-2-4	0	3	2	0	0	10
Georgia		19	3-7	2-4	4-5	0-2-2	3	1	0	1	3	12
Ole Miss												
Vanderbilt												
Kentucky												
Miss. State												
LSU												
Florida												
Tennessee												
Alabama												

CAMBRIDGE'S MISCELLANEOUS STATS

	2019-20	2020-21	Career
Games with 10+ Pts	4	9	13
Games with 20+ Pts	2	0	2
Games 5+ 3s	2	1	3
Games with 5+ Reb	3	5	8
Games with 10+ Reb	0	1	1
Games with 5+ Ast	0	0	0
Games with 10+ Ast	0	0	0
Games with 5+ Blk	0	1	1
Games with 5+ Stl	0	0	0
Double-Doubles	0	1	1

CAMBRIDGE'S CAREER STATISTICS

Year	GP-GS	Min-Avg	FG-FGA	Pct	3FG-A	Pct	FT-FTA	Pct	Off-Def-Tot--Avg	PF-FO	Ast	TO	Blk	Stl	Pts	Avg
2019-20	31-0	408-13.2	49-115	.426	27-79	.342	5-18	.278	20-51-71--2.3	34-0	4	22	11	12	130	4.2
2020-21	19-11	437-23.0	57-146	.390	25-91	.275	20-35	.571	18-49-67--3.5	31-0	17	27	9	17	159	8.4
TOTAL	50-11	845-16.9	106-261	.406	52-170	.306	25-53	.472	38-100-138--2.8	65-0	21	49	20	29	289	5.8

44

DYLAN CARDWELL

6-11 • 250

Fr. • C

Augusta, Ga.
(McEachern HS)



2020-21 (Freshman): Appeared in all 19 games off the bench ... shooting 71.4 percent (30 of 42) from the field, which leads the team and is second in the SEC among players who have attempted at least 40 shots ... scored career-high eight points twice this season, most recently at South Carolina on Jan. 23 ... leads the team with 32 offensive rebounds ... pulled down four-plus rebounds in 11 of team's 19 games, including a career-high eight boards against Kentucky on Jan. 16 ... ranks third among SEC freshmen with 15 blocks ... recorded career-high three steals vs. Georgia on Jan. 13 ... one of three players nationally shooting better than 70 percent with at least 70 rebounds and 15 blocks.

HIGH SCHOOL AND PERSONAL: Tabbed as a 4-star prospect by Rivals and a 3-star prospect by 247Sports and ESPN ... ranked 125th overall in the 2020 class by Rivals and 151st by 247Sports ... chosen as a top-15 player in the state of Georgia by Rivals and 151st by 247Sports ... listed as the No. 15 center by Rivals and the No. 25 center by 247Sports ... tabbed as the 56th-best player in his region by ESPN ... played two seasons at Oak Hill Academy (Va.) before transferring back to McEachern High School (Ga.) for senior season ... averaged 3.8 points and 3.8 rebounds, while shooting 68 percent from the floor as a junior ... on the AAU circuit, played for Athletes of Tomorrow ... averaged 6.7 points, 8.7 rebounds and 2.2 blocks per game on the Nike EYBL circuit ... at the 2019 Peach Jam, averaged 5.2 points, seven rebounds and 2.5 blocks per contest ... is the nephew of Auburn football's associate head coach and defensive line coach Rodney Garner.

CAREER HIGHS

Points	8 (3x) last vs. Missouri (1/26/21)
Rebounds	8 vs. Kentucky (1/16/21)
Field Goals	4 at South Carolina (1/23/21)
Field Goals Att.	7 at South Carolina (1/23/21)
3-Pt. Field Goals	-
3-Pt. Field Goals Att.	-
Free Throws	6 vs. Missouri (1/26/21)
Free Throws Att.	7 vs. Missouri (1/26/21)
Assists	3 vs. Saint Joseph's (11/26/20)
Blocks	2 (5x) last vs. Georgia (2/2/21)
Steals	3 at Georgia (1/13/21)
Minutes	26 vs. Alabama (1/9/21)

2020-21 CARDWELL GAME-BY-GAME

Opp.	Start	Min.	FG-A	3FG-A	FT-A	O-D-T	PF	A	TO	BLK	STL	PTS
Saint Joe's		11	0-0	0-0	0-0	3-1-4	3	3	3	1	0	0
Gonzaga		14	0-0	0-0	0-0	1-3-4	2	1	1	2	1	0
UCF		15	3-4	0-0	0-0	1-0-1	3	0	4	2	0	6
S. Alabama		11	0-0	0-0	0-0	1-5-6	0	1	2	0	0	0
Memphis		15	1-2	0-0	0-2	4-1-5	2	0	1	0	0	2
Texas So.		18	1-2	0-0	1-2	4-3-7	1	1	1	1	0	3
Troy		21	2-2	0-0	4-6	0-1-1	0	0	0	0	1	8
App. State		16	3-4	0-0	0-0	3-2-5	4	1	1	2	1	6
Arkansas		16	2-3	0-0	0-0	1-3-4	2	0	1	0	0	4
Texas A&M		11	1-1	0-0	0-0	3-3-6	3	0	1	0	0	2
Ole Miss		16	2-2	0-0	1-2	1-4-5	1	0	1	0	0	5
Alabama		26	2-4	0-0	2-2	1-3-4	1	0	2	2	1	6
Georgia		14	3-3	0-0	0-0	1-0-1	4	0	4	1	3	6
Kentucky		22	2-2	0-0	0-1	4-4-8	3	0	2	0	1	4
Arkansas		12	2-2	0-0	0-0	1-0-1	2	0	2	1	0	4
S. Carolina		12	4-7	0-0	0-0	2-0-2	1	0	2	0	0	8
Missouri		19	1-2	0-0	6-7	0-3-3	4	1	1	1	0	8
Baylor		14	1-2	0-0	0-0	1-0-1	2	0	0	0	1	2
Georgia		13	0-0	0-0	0-0	0-3-3	2	2	0	2	0	0
Ole Miss												
Vanderbilt												
Kentucky												
Miss. State												
LSU												
Florida												
Tennessee												
Alabama												

CARDWELL'S MISCELLANEOUS STATS

	2020-21	Career
Games with 10+ Pts	0	0
Games with 20+ Pts	0	0
Games 5+ 3s	0	0
Games with 5+ Reb	7	7
Games with 10+ Reb	0	0
Games with 5+ Ast	0	0
Games with 10+ Ast	0	0
Games with 5+ Blk	0	0
Games with 5+ Stl	0	0
Double-Doubles	0	0

CARDWELL'S CAREER STATISTICS

Year	GP-GS	Min-Avg	FG-FGA	Pct	3FG-A	Pct	FT-FTA	Pct	Off-Def-Tot--Avg	PF-FO	Ast	TO	Blk	Stl	Pts	Avg
2020-21	19-0	29.0-15.3	30-42	.714	0-0	.000	14-22	.636	32-39-71--3.7	40-0	10	29	15	9	74	3.9
TOTAL	19-0	29.0-15.3	30-42	.714	0-0	.000	14-22	.636	32-39-71--3.7	40-0	10	29	15	9	74	3.9

SEASON STATS



2020-21 Auburn Men's Basketball
Combined Team Statistics
All games

Page 1/1
as of Feb 03, 2021

Game Records

Record	Overall	Home	Away	Neutral
ALL GAMES	10-9	6-3	2-5	2-1
CONFERENCE	4-6	2-3	2-3	0-0
NON-CONFERENCE	6-3	4-0	0-2	2-1

Score by Periods

Team	1st	2nd	OT	TOT
Auburn	693	792	12	1497
Opponents	667	764	7	1438

Team Box Score

No.	Player	Total			3-Point		F-Throw		Rebounds				Other Stats									
		GP-GS	MIN	AVG	FG-FGA	FG%	3FG-FGA	3FG%	FT-FTA	FT%	OFF	DEF	TOT	AVG	PF	DQ	A	TO	BLK	STL	PTS	AVG
2	COOPER, Sharife	8-8	261:18	32.7	49-122	.402	7-34	.206	63-78	.808	5	33	38	4.8	22	1	66	32	2	8	168	21.0
22	FLANIGAN, Allen	19-19	565:03	29.7	85-183	.464	33-94	.351	62-79	.785	22	79	101	5.3	45	0	56	60	5	16	265	13.9
24	POWELL, Justin	10-7	275:11	27.5	36-84	.429	19-43	.442	26-34	.765	9	52	61	6.1	11	0	47	26	0	9	117	11.7
23	WILLIAMS, Jaylin	19-19	492:50	25.9	84-157	.535	24-64	.375	17-31	.548	22	67	89	4.7	49	0	44	35	29	16	209	11.0
10	THOR, JT	19-19	416:07	21.9	57-128	.445	14-49	.286	44-60	.733	27	57	84	4.4	40	1	16	27	22	17	172	9.1
1	JOHNSON, Jamal	19-9	464:38	24.5	55-155	.355	35-107	.327	24-34	.706	11	37	48	2.5	36	0	14	11	3	14	169	8.9
35	CAMBRIDGE, Devan	19-11	438:44	23.1	57-146	.390	25-91	.275	20-35	.571	18	49	67	3.5	31	0	17	27	9	17	159	8.4
44	CARDWELL, Dylan	19-0	289:01	15.2	30-42	.714	0-0	.000	14-22	.636	32	39	71	3.7	40	0	10	29	15	9	74	3.9
5	MOORE, Chris	17-0	190:01	11.2	23-36	.639	5-11	.455	9-15	.600	20	14	34	2.0	18	0	7	13	2	6	60	3.5
0	JONES, Tyrell	7-3	79:56	11.4	6-24	.250	3-13	.231	8-12	.667	0	9	9	1.3	9	0	8	14	1	4	23	3.3
13	AKINGBOLA, Babatunde	19-0	234:47	12.4	18-31	.581	1-4	.250	8-21	.381	23	26	49	2.6	36	0	4	14	23	8	45	2.4
12	BERMAN, Lior	5-0	16:38	3.3	3-8	.375	3-7	.429	0-0	.000	0	1	1	0.2	0	0	0	0	0	0	9	1.8
4	FRANKLIN, Javon	16-0	85:28	5.3	9-18	.500	2-4	.500	0-3	.000	5	14	19	1.2	8	0	3	7	6	1	20	1.3
25	LEOPARD, Chandler	3-0	04:18	1.4	1-2	.500	1-2	.500	0-0	.000	1	0	1	0.3	0	0	0	0	0	0	3	1.0
33	MAASDORP, Chase	3-0	03:12	1.1	1-1	1.000	0-0	.000	0-0	.000	0	2	2	0.7	0	0	1	0	0	0	2	0.7
14	COOK, Preston	4-0	07:49	2.0	1-2	.500	0-0	.000	0-0	.000	0	1	1	0.3	1	0	2	2	0	1	2	0.5
Team											34	34	68					14				
Total		19	3825		515-1139	.452	172-523	.329	295-424	.696	229	514	743	39.1	346	2	295	311	117	126	1497	78.8
Opponents		19	3825		517-1197	.432	132-426	.310	272-393	.692	228	452	680	35.8	389	15	242	272	62	169	1438	75.7

Team Statistics

	AUB	OPP
Scoring	1497	1438
Points per game	78.8	75.7
Scoring margin	+3.1	-
Field goals-att	515-1139	517-1197
Field goal pct	.452	.432
3 point fg-att	172-523	132-426
3-point FG pct	.329	.310
3-pt FG made per game	9.1	6.9
Free throws-att	295-424	272-393
Free throw pct	.696	.692
F-Throws made per game	15.5	14.3
Rebounds	743	680
Rebounds per game	39.1	35.8
Rebounding margin	+3.3	-
Assists	295	242
Assists per game	15.5	12.7
Turnovers	311	272
Turnovers per game	16.4	14.3
Turnover margin	-2.1	-
Assist/turnover ratio	0.9	0.9
Steals	126	169
Steals per game	6.6	8.9
Blocks	117	62
Blocks per game	6.2	3.3
Winning streak	0	-
Home win streak	0	-
Attendance	16416	15342
Home games-Avg/Game	9-1824	7-2192
Neutral site-Avg/Game	-	3-162

Team Results

Date	Opponent	Score	Att.	
11/26/2020	vs Saint Joseph's	Wot	96-91	198
11/27/2020	vs Gonzaga	L	67-90	288
11/30/2020	at UCF	L	55-63	1944
12/04/2020	South Alabama	W	90-81	1824
12/12/2020	vs Memphis	W	74-71	0
12/15/2020	Texas Southern	W	80-63	1824
12/19/2020	Troy	W	77-41	1824
12/22/2020	Appalachian St.	W	67-53	1824
12/30/2020	Arkansas	L	85-97	1824
01/02/2021	at Texas A&M	L	66-68	907
01/06/2021	at Ole Miss	L	61-72	853
01/09/2021	Alabama	L	90-94	1824
01/13/2021	at Georgia	W	95-77	1638
01/16/2021	Kentucky	W	66-59	1824
01/20/2021	at Arkansas	L	73-75	4400
01/23/2021	at South Carolina	W	109-86	3250
01/26/2021	Missouri	W	88-82	1824
01/30/2021	at Baylor	L	72-84	2350
02/02/2021	Georgia	L	86-91	1824

SEC STATS



2020-21 Auburn Men's Basketball
Combined Team Statistics
In Conference games

Page 1/1
as of Feb 03, 2021

Game Records

Record	Overall	Home	Away	Neutral
ALL GAMES	4-6	2-3	2-3	0-0
CONFERENCE	4-6	2-3	2-3	0-0
NON-CONFERENCE	0-0	0-0	0-0	0-0

Score by Periods

Team	1st	2nd	OT	TOT
Auburn	363	456	0	819
Opponents	366	435	0	801

Team Box Score

No.	Player				Total		3-Point		F-Throw		Rebounds											
		GP-GS	MIN	AVG	FG-FGA	FG%	3FG-FGA	3FG%	FT-FTA	FT%	OFF	DEF	TOT	AVG	PF	DQ	A	TO	BLK	STL	PTS	AVG
2	COOPER, Sharife	7-7	227:20	32.5	43-105	.410	6-29	.207	61-76	.803	4	27	31	4.4	21	1	61	28	2	8	153	21.9
22	FLANIGAN, Allen	10-10	302:26	30.2	46-99	.465	16-47	.340	36-42	.857	12	46	58	5.8	27	0	30	39	3	10	144	14.4
23	WILLIAMS, Jaylin	10-10	258:59	25.9	41-80	.513	14-34	.412	10-15	.667	9	28	37	3.7	25	0	22	20	16	7	106	10.6
1	JOHNSON, Jamal	10-8	269:33	27.0	34-92	.370	22-62	.355	13-16	.813	4	21	25	2.5	20	0	5	6	3	11	103	10.3
10	THOR, JT	10-10	232:54	23.3	32-74	.432	8-26	.308	26-36	.722	17	40	57	5.7	21	0	8	10	15	10	98	9.8
35	CAMBRIDGE, Devan	10-3	243:44	24.4	35-71	.493	15-42	.357	11-13	.846	8	29	37	3.7	21	0	8	13	9	12	96	9.6
44	CARDWELL, Dylan	10-0	158:17	15.8	19-26	.731	0-0	.000	9-12	.750	14	23	37	3.7	23	0	3	16	7	5	47	4.7
5	MOORE, Chris	8-0	92:56	11.6	10-15	.667	4-6	.667	3-5	.600	6	6	12	1.5	7	0	5	4	0	1	27	3.4
24	POWELL, Justin	2-2	53:18	26.7	1-13	.077	0-6	.000	4-5	.800	3	7	10	5.0	2	0	11	8	0	4	6	3.0
12	BERMAN, Lior	2-0	08:57	4.5	2-5	.400	2-4	.500	0-0	.000	0	1	1	0.5	0	0	0	0	0	0	6	3.0
13	AKINGBOLA, Babatunde	10-0	96:14	9.6	8-11	.727	0-1	.000	1-5	.200	8	15	23	2.3	20	0	0	8	15	3	17	1.7
4	FRANKLIN, Javon	10-0	52:36	5.3	7-15	.467	2-4	.500	0-2	.000	3	9	12	1.2	3	0	2	5	4	0	16	1.6
14	COOK, Preston	1-0	02:47	2.8	0-0	.000	0-0	.000	0-0	.000	0	0	0	0.0	0	0	2	1	0	0	0	0.0
Team											18	21	39					7				
Total		10	2000		278-606	.459	89-261	.341	174-227	.767	106	273	379	37.9	190	1	157	165	74	71	819	81.9
Opponents		10	2000		285-653	.436	69-218	.317	162-229	.707	130	242	372	37.2	202	10	126	144	42	100	801	80.1

Team Statistics

	AUB	OPP
Scoring	819	801
Points per game	81.9	80.1
Scoring margin	+1.8	-
Field goals-att	278-606	285-653
Field goal pct	.459	.436
3 point fg-att	89-261	69-218
3-point FG pct	.341	.317
3-pt FG made per game	8.9	6.9
Free throws-att	174-227	162-229
Free throw pct	.767	.707
F-Throws made per game	17.4	16.2
Rebounds	379	372
Rebounds per game	37.9	37.2
Rebounding margin	+0.7	-
Assists	157	126
Assists per game	15.7	12.6
Turnovers	165	144
Turnovers per game	16.5	14.4
Turnover margin	-2.1	-
Assist/turnover ratio	1.0	0.9
Steals	71	100
Steals per game	7.1	10.0
Blocks	74	42
Blocks per game	7.4	4.2
Winning streak	0	-
Home win streak	0	-
Attendance	9120	11048
Home games-Avg/Game	5-1824	5-2210
Neutral site-Avg/Game	-	0-0

Team Results

Date	Opponent		Score	Att.
12/30/2020	Arkansas	L	85-97	1824
01/02/2021	at Texas A&M	L	66-68	907
01/06/2021	at Ole Miss	L	61-72	853
01/09/2021	Alabama	L	90-94	1824
01/13/2021	at Georgia	W	95-77	1638
01/16/2021	Kentucky	W	66-59	1824
01/20/2021	at Arkansas	L	73-75	4400
01/23/2021	at South Carolina	W	109-86	3250
01/26/2021	Missouri	W	88-82	1824
02/02/2021	Georgia	L	86-91	1824

LAST 5 GAMES



2020-21 Auburn Men's Basketball
Combined Team Statistics
Specific games

Page 1/1
as of Feb 03, 2021

Game Records

Record	Overall	Home	Away	Neutral
ALL GAMES	2-3	1-1	1-2	0-0
CONFERENCE	2-2	1-1	1-1	0-0
NON-CONFERENCE	0-1	0-0	0-1	0-0

Score by Periods

Team	1st	2nd	OT	TOT
Auburn	199	229	0	428
Opponents	182	236	0	418

Team Box Score

No.	Player				Total		3-Point		F-Throw		Rebounds											
		GP-GS	MIN	AVG	FG-FGA	FG%	3FG-FGA	3FG%	FT-FTA	FT%	OFF	DEF	TOT	AVG	PF	DQ	A	TO	BLK	STL	PTS	AVG
2	COOPER, Sharife	5-5	159:53	32.0	29-68	.426	6-18	.333	39-46	.848	4	22	26	5.2	16	1	37	18	2	2	103	20.6
22	FLANIGAN, Allen	5-5	144:27	28.9	19-49	.388	5-22	.227	22-28	.786	3	23	26	5.2	15	0	16	19	1	6	65	13.0
23	WILLIAMS, Jaylin	5-5	130:36	26.1	25-45	.556	7-17	.412	4-5	.800	8	23	31	6.2	12	0	9	2	9	1	61	12.2
10	THOR, JT	5-5	124:15	24.9	20-43	.465	6-16	.375	9-11	.818	8	17	25	5.0	9	0	1	6	10	4	55	11.0
35	CAMBRIDGE, Devan	5-0	113:05	22.6	14-34	.412	4-18	.222	9-11	.818	4	11	15	3.0	6	0	6	4	2	4	41	8.2
12	BERMAN, Lior	1-0	04:32	4.5	2-4	.500	2-4	.500	0-0	.000	0	1	1	1.0	0	0	0	0	0	0	6	6.0
1	JOHNSON, Jamal	5-5	120:44	24.1	9-36	.250	5-20	.250	4-6	.667	4	13	17	3.4	9	0	2	2	1	3	27	5.4
5	MOORE, Chris	5-0	55:05	11.0	9-12	.750	4-5	.800	3-6	.500	7	3	10	2.0	5	0	4	2	0	1	25	5.0
44	CARDWELL, Dylan	5-0	67:48	13.6	8-13	.615	0-0	.000	6-7	.857	4	6	10	2.0	11	0	3	5	4	1	22	4.4
4	FRANKLIN, Javon	5-0	33:19	6.7	7-10	.700	2-3	.667	0-0	.000	2	5	7	1.4	4	0	0	4	3	0	16	3.2
13	AKINGBOLA, Babatunde	5-0	43:28	8.7	3-4	.750	0-0	.000	1-5	.200	6	9	15	3.0	6	0	0	5	8	3	7	1.4
14	COOK, Preston	1-0	02:47	2.8	0-0	.000	0-0	.000	0-0	.000	0	0	0	0.0	0	0	2	1	0	0	0	0.0
Team											7	11	18					2				
Total		5	1000		145-318	.456	41-123	.333	97-125	.776	57	144	201	40.2	93	1	80	70	40	25	428	85.6
Opponents		5	1000		151-348	.434	37-110	.336	79-113	.699	69	123	192	38.4	103	5	73	60	24	38	418	83.6

Team Statistics

	AUB	OPP
Scoring	428	418
Points per game	85.6	83.6
Scoring margin	+2.0	-
Field goals-att	145-318	151-348
Field goal pct	.456	.434
3 point fg-att	41-123	37-110
3-point FG pct	.333	.336
3-pt FG made per game	8.2	7.4
Free throws-att	97-125	79-113
Free throw pct	.776	.699
F-Throws made per game	19.4	15.8
Rebounds	201	192
Rebounds per game	40.2	38.4
Rebounding margin	+1.8	-
Assists	80	73
Assists per game	16.0	14.6
Turnovers	70	60
Turnovers per game	14.0	12.0
Turnover margin	-2.0	-
Assist/turnover ratio	1.1	1.2
Steals	25	38
Steals per game	5.0	7.6
Blocks	40	24
Blocks per game	8.0	4.8
Winning streak	0	-
Home win streak	0	-
Attendance	3648	10000
Home games-Avg/Game	2-1824	3-3333
Neutral site-Avg/Game	-	0-0

Team Results

Date	Opponent		Score	Att.
01/20/2021	at Arkansas	L	73-75	4400
01/23/2021	at South Carolina	W	109-86	3250
01/26/2021	Missouri	W	88-82	1824
01/30/2021	at Baylor	L	72-84	2350
02/02/2021	Georgia	L	86-91	1824