



2020-21 AUBURN WOMEN'S BASKETBALL

AUBURN ATHLETICS COMMUNICATIONS: 392 SOUTH DONAHUE DRIVE || AUBURN, AL 36830 || AUBURNTIGERS.COM || @AUBURNWBB

2020-21 SCHEDULE/RESULTS

5-11, 0-8 SEC

DATE	OPPONENT	TIME/TV/RESULT
Nov. 25	USC UPSTATE	W 82-41
Nov. 28	SAMFORD	W 66-64
Dec. 1	GARDNER-WEBB	W 97-61
Dec. 5	at Houston	L 61-71
Dec. 8	BELMONT	PPD
Dec. 13	SOUTH ALABAMA	W 74-66
Dec. 16	STEPHEN F. AUSTIN	L 54-67
Dec. 17	NORTH FLORIDA	W 94-81
Dec. 20	BELMONT	L 57-78
Dec. 31	*at LSU	L 43-56
Jan. 3	*GEORGIA	L 44-76
Jan. 7	*at Ole Miss	L 58-62
Jan. 10	*MISSOURI	PPD
Jan. 14	*#12 KENTUCKY	PPD
Jan. 17	*at Florida	L 54-68
Jan. 21	*#12 KENTUCKY	L 71-76
Jan. 24	*at Alabama	L 55-67
Jan. 28	*#8/7 TEXAS A&M	L 69-84
Jan. 31	*at #19/18 Arkansas	L 67-77
Feb. 4	*#2/1 SOUTH CAROLINA	+ 6 pm
Feb. 7	*MISSOURI	SECN Noon
Feb. 11	*at #25 Georgia	+ 6 pm
Feb. 14	*ALABAMA	SECN 5 pm
Feb. 18	*at #24/22 Mississippi St.	SECN 8 pm
Feb. 21	*VANDERBILT	Canceled
Feb. 25	*#16 ARKANSAS	SECN 8 pm
Feb. 28	*at #18 Tennessee	SECN 1 pm
Mar. 3-7	SEC Tournament	Greenville
M19-22	NCAA First-Second Rounds	TBD
M26-29	NCAA Regionals	TBD
Apr 2-4	Women's Final Four	San Antonio

All times Central. Home Games in **BOLD CAPS**.
* SEC Game
+ = SEC Network + / ESPN3.com

AUBURN ATHLETICS COMMUNICATIONS

WES TODDAssistant Director/WBB Contact
..... wlt0006@auburn.edu
.....C: 334-750-5682
KIRK SAMPSON Associate AD
..... kirk@auburn.edu

Web AuburnTigers.com
Twitter @AuburnWBB
Facebook /AuburnWBB
Instagram @AuburnWBB
Office Phone (334) 844-9800



#2/1 South Carolina (14-1, 9-0)

Thursday, Feb. 4, 2021 • 6 p.m. CT



Site Auburn, Ala.
Venue Auburn Arena
TV SEC Network + (J.J. Jackson, Mimi Hill)
Radio WQSI 93.9 FM (Brit Bowen, Larry DiChiara)
Audio Webcast AuburnTigers.com / Auburn Athletics app
Live Stats AuburnStats.com
Twitter @AuburnWBB
Series Record South Carolina leads 25-21
in Auburn Auburn leads 12-10
Last Meeting #1 South Carolina 79, Auburn 53 (Feb. 13, 2020, in Columbia, S.C.)

GAMEDAY BREAKDOWN






AUBURN TIGERS

Rankings AP: NR | Coaches: NR
2020-21 Record 5-11
SEC 0-8
Home 5-5
Away 0-6
Neutral 0-0
Streak L9
Head Coach Terri Williams-Flournoy
Record at AU (Yrs.) 140-130 (9th)
Overall Record (Yrs.) 283-234 (17th)
Record vs. South Carolina 0-10

CAROLINA GAMECOCKS

Rankings AP: 2 | Coaches: 1
2020-21 Record 14-1
SEC 9-0
Home 6-1
Away 6-0
Neutral 2-0
Streak W10
Head Coach Dawn Staley
Record at SC (Yrs.) 319-99 (13th)
Overall Record (Yrs.) 490-179 (21st)
Record vs. Auburn 13-3

AUBURN PROJECTED STARTERS (based on last game)

				
KEYA PATTON G • JR • 5-6 Indianapolis, Ind.	ROMI LEVY F • FR • 6-2 Herzliya, Israel	UNIQUE THOMPSON F • SR • 6-3 Theodore, Ala.	ALAINA RICE G • SO • 5-8 Rockledge, Fla.	HONESTY SCOTT-GRAYSON G • R-SO • 5-8 Brick, N.J.
PPG: 5.9	PPG: 5.9	PPG: 17.8	PPG: 4.4	PPG: 12.8
RPG: 1.7	RPG: 4.3	RPG: 14.0	RPG: 2.3	RPG: 4.1
APG: 0.8	APG: 1.5	APG: 1.2	APG: 1.4	APG: 2.0

OFF THE BENCH

No.	Pos.	Name	Ht.	Year	PPG	RPG	Hometown
0	G	Alycia Reese	5-9	Jr.	2.4	0.9	Columbus, Ga.
2	G	Sania Wells	5-7	So.	2.9	0.8	Moss Point, Miss.
3	G	Annie Hughes	5-9	So.	4.1	2.3	Dutton, Ala.
4	G	Riley Donahue	5-10	Fr.	1.0	0.0	Atlanta, Ga.
5	F	Aicha Coulibaly	6-0	Fr.	4.3	3.3	Mali
10	F	Kiyae' White	6-2	R-Jr.	0.0	3.0	Macungie, Pa.
13	G	Kira Lowery	5-6	Jr.	3.0	1.1	Memphis, Tenn.
14	F	Jala Jordan	6-2	R-So.	7.2	3.2	Philadelphia, Pa.
24	G	Carsen McFadden	5-7	Fr.	0.5	0.5	Lucas, Texas
30	G	Morgan Robinson-Nwagwu	5-8	So.	2.1	1.3	Norcross, Ga.

Head Coach: Terri Williams-Flournoy

Assistants: La'Keshia Frett Meredith, Clarisse Garcia, Reneisha Hobbs

#WarEagle
#TeamOfExcellence



AuburnTigers.com



@AuburnWBB | @AuburnTigers
@AUCoachFlo



/AuburnWBB
/AuburnTigers

TEAM SCHEDULE AND MEDIA AVAILABILITY >> FEBRUARY 1-7 (times Central unless noted otherwise)

MONDAY February 1	TUESDAY February 2	WEDNESDAY February 3	THURSDAY February 4	FRIDAY February 5	SATURDAY February 6	SUNDAY February 7
OFF DAY	PRACTICE 2:30-5:30 pm Auburn Arena	PRACTICE 2:30-5:30 pm Auburn Arena	GAME 6:00 Auburn vs. South Carolina	PRACTICE 2:30-4:30 pm Auburn Arena	PRACTICE TBA Auburn Arena	GAME 12:00 Auburn vs. Missouri
	MBB vs. Georgia 6:00		Interviews Postgame via Zoom	GYM vs. LSU 6:00	MBB vs. Ole Miss 3:00	Interviews postgame via Zoom

AUBURN ATHLETICS COMMUNICATIONS SERVICES (COVID-19 EDITION)

QUICK FACTS

AUBURNTIGERS.COM

For updated game notes, statistics and all the latest information on Auburn basketball and gameday activities, go to AuburnTigers.com.

INTERVIEW POLICIES

--Coach Williams-Flournoy, assistant coaches and selected athletes are available for phone and virtual interviews by contacting Wes Todd in the athletic communications office.

--Following home games, interviews with Coach Flo and selected players will be conducted **via Zoom** following a 10-minute cooling-off period. Visiting coaches and players, if requested, will be available.

--**Interviews following road contests will be conducted via Zoom; the visiting SID will send out links beforehand.**

--**Practices are closed to the public and media until further notice.**

CREDENTIALS

Anyone wishing to cover Auburn women's basketball should contact Wes Todd in the communications office at least one day in advance in order to make the proper arrangements. Game credentials will be held at media will call, **which will be at the north main entrance for the 2020-21 season.** There will be no season credentials. Parking passes are not needed.

GAME DAY SERVICES

--Printed flip cards will be available at each media seat. All other information (game notes, stats, etc.) will be available on AuburnTigers.com and StatBroadcast.com. Wireless internet is available in the Arena.

--Media will only be permitted to access the concourse level of the arena. With the exception of an extremely limited number of photographers/videographers, access to the playing floor by persons not subject to the SEC's COVID-19 testing protocol is strictly prohibited.

--Pool photos and video will be available on the SEC FTP site following all home games.

VIDEO SERVICES

FTP feeds of selected Auburn basketball highlights are available for the media. Highlights and postgame press conference video will be posted following each game to ImagenCloud and the SEC FTP site.

COMMUNICATIONS STAFF

Wes Todd Women's Basketball contact
cell: 334-750-5682
email: wlt0006@auburn.edu
Kirk Sampson Associate AD
cell: 334-750-1385
email: sampska@auburn.edu

GENERAL INFORMATION

Location..... Auburn, Ala.
Founded1856
Enrollment.....30,440
Nickname Tigers
Colors..... Burnt Orange and Navy Blue
Facility (Capacity) Auburn Arena (9,121)
2020-21 Reduced Capacity1,438
President Dr. Jay Gogue
Director of Athletics Allen Greene
Sr. Assoc. AD/SWA..... Monique Holland

WOMEN'S BASKETBALL HISTORY

First Year of Women's Basketball1971
All-Time Record (Years).....952-508 (50th)
All-Time SEC Record (since 1981)240-256
All-Time Home Record 445-129
at Auburn Arena (since 2010).....98-58
NCAA Tournament Appearances21
Last NCAA App./Result.....2019 - First Round
SEC Regular-Season Championships 5
..... 1981, 1987, 1988, 1989, 2009
SEC Tournament Championships..... 4
..... 1981, 1987, 1990, 1997

COACHING & SUPPORT STAFF

Head Coach..... Terri Williams-Flournoy
Alma Mater, YearPenn State, 1991
Overall Record 283-234 (.547) / 17th year
Auburn Record140-130 (.519) / 9th year
Assistant Coach (Year) La'Keshia Frett Meredith (2nd)
Alma Mater, YearGeorgia (1997)
Assistant Coach (Year at Auburn) Clarisse Garcia (5th)
Alma Mater, Year Villanova (2007)
Special Asst. to the Head Coach..... Reneisha Hobbs
Strength & Conditioning Coach Lee Taylor
Director of Basketball Operations Bianca Webb
Director of Basketball Services Justin Peak
Athletic Trainer..... Cathy Gordon
Grad. Student Mgrs Sean Holmes, AK Prestridge
Manager..... Trey Larrimore

GAMEDAY EXPERIENCE: AUBURN ARENA

>> Auburn Arena is in its 11th season as home of Auburn Basketball. The Tigers are 98-58 since moving to the Arena in 2010-11. The facility seats 9,121 for basketball and also hosts Auburn volleyball and gymnastics.



TEAM INFORMATION

2019-20 Record..... 11-18
2019-20 SEC Record..... 4-12
SEC Finish..... T-12th
Starters Returning/Lost1/4
Letterwinners Returning/Lost 5/8
Redshirts Returning 2
Newcomers..... 8

AUBURN TIGERS SPEED CHART

Overall: 5-11 SEC: 0-8

Head Coach: Terri Williams-Flournoy (9th Season)

Aicha Coulibaly - ay-EE-sha coo-li-BALL-ee
 Jala Jordan - JAY-lah
 Romi Levy - RO-mee LEV-ee
 Kira Lowery - KYE-rah
 Alycia Reese - a-LEE-see-ah

Morgan Robinson-Nwagwu - WAH-goo
 Sania Wells - sa-NYE-uh
 Kiyae'White - kye-YAY
 Terri Williams-Flournoy - FluH-NOY

		Pts	Reb	Ast	Stl	Blk		
0	ALYCIA REESE G • 5-9 • Jr. • Columbus, Ga. • Chattahoochee Valley CC	Season High	10	4	1	1	-	
		Career High	10	4	1	1	-	
		PPG	2.4	0.9	0.3	.318	.235	1.000
		20-21	2.4	0.9	0.3	.318	.235	1.000
							LAST GAME (at ARK): 1 rebound, 4 minutes • 10 pts, 2-3 3FG in 16 mins at Houston (12/5) • 4 points in Auburn debut vs. USC Upstate (11/25) • Played 2 seasons at CVCC in Phenix City • Started all 24 games as soph.; avg. 12.8 ppg, 3.8 rpg	
1	KEYA PATTON G • 5-6 • Jr. • Indianapolis, Ind. • Wabash Valley College	Season High	14	5	2	2	-	
		Career High	14	5	2	2	-	
		PPG	5.9	1.7	0.8	.300	.226	.800
		20-21	5.9	1.7	0.8	.300	.226	.800
							LAST GAME (at ARK): 10 pts, 2 reb, 1 ast, 2 stl • Season-high 14 points in win over Gardner-Webb • Two-time NJCAA All-American; 1st team in 2020 • Avg. 20.8 pts, 6.8 reb, 6.4 ast, 2.9 stl as JC sophomore • Scored 1,000+ points in two JC seasons	
2	SANIA WELLS G • 5-7 • So. • Moss Point, Miss. • East Central HS	Season High	11	5	2	1	-	
		Career High	11	5	3	2	-	
		PPG	2.9	0.8	0.7	.194	.233	.667
		20-21	2.9	0.8	0.7	.194	.233	.667
							LAST GAME (at ARK): 1 rebound, 1 assist • Career-high 5 rebounds at Florida (11/17) • Career-high 11 points w/ 3 3FG vs. S. Alabama (12/13) • Played in 25 games as freshman; 8.6 mins/game • Scored 4 points in Auburn debut at UAB	
3	ANNIE HUGHES G • 5-9 • So. • Dutton, Ala. • Pisgah HS	Season High	17	7	1	3	1	
		Career High	17	7	4	3	1	
		PPG	4.1	2.3	0.5	.403	.296	.583
		20-21	4.1	2.3	0.5	.403	.296	.583
							LAST GAME (at ARK): 1 rebound, 5 minutes • Career-high 17 pts, 7 reb, 3 stl vs. North Florida (12/17) • Scored SEC-best 8 points at Missouri (2/27/20) • Played in all 29 games in '19-20; started 7	
4	RILEY DONAHUE G • 5-10 • Fr. • Atlanta, Ga. • Marist School	Season High	3	-	-	-	-	
		Career High	3	-	-	-	-	
		PPG	1.0	0.0	0.0	1.000	1.000	-
		20-21	1.0	0.0	0.0	1.000	1.000	-
							LAST GAME (at ARK): DNP • Scored first AU points on 3FG in last minute vs. GWU • Joined Tigers as walk-on in August • First-team GHSA all-region selection as HS senior	
5	AICHA COULIBALY G/F • 6-0 • Fr. • Mali • IMG Academy (Fla.)	Season High	12	6	2	2	2	
		Career High	12	6	2	2	2	
		PPG	4.3	3.3	0.6	.380	.063	.500
		20-21	4.3	3.3	0.6	.380	.063	.500
							LAST GAME (at ARK): 4 points, 4 rebounds • Started 1st 3 gms; 10 pts, 6 reb vs. GWU • Played for Mali U16 National Team at '17 African Champ. • Named tournament MVP, averaged 21.8 ppg in event • 3rd AU WBB player from Africa (C. Correia; K. Dieng)	
10	KIYAE' WHITE F • 6-2 • R-Jr. • Macungie, Pa. • Emmaus HS	Season High	-	3	-	-	-	
		Career High	15	11	4	3	1	
		PPG	0.0	3.0	0.0	.000	-	-
		20-21	0.0	3.0	0.0	.000	-	-
							LAST GAME (at ARK): DNP • Made '20-21 debut vs. South Alabama, 3 rebs in 4 mins • Played all 29 games, started 14 in 2019-20 • Career-high 15 points in SEC Tour. vs. Arkansas • Career-high 11 rebs in '19-20 opener vs. Wofford	
11	ROMI LEVY F • 6-2 • Fr. • Herzliya, Israel • Hof Hasharon HS	Season High	12	12	7	6	2	
		Career High	12	12	7	6	2	
		PPG	5.9	4.3	1.5	.374	.239	.333
		20-21	5.9	4.3	1.5	.374	.239	.333
							LAST GAME (at ARK): 8 points, 12 rebounds • 8 pts, season-hi 12 reb at Arkansas (1/31) • 7 assists vs. Kentucky (1/21); most by AU player in 20-21 • Season-high 13 pts at Ole Miss (1/7) • First AU WBB player from Israel	
13	KIRA LOWERY G • 5-6 • Jr. • Memphis, Tenn. • Dyersburg State CC	Season High	12	5	5	3	1	
		Career High	12	5	5	3	1	
		PPG	3.0	1.1	1.6	.467	.250	.765
		20-21	3.0	1.1	1.6	.467	.250	.765
							LAST GAME (at ARK): 4 pts, 1 ast, 2 stl • Missed UF, UK games; returned at Alabama (1/24) • Led AU w/ 5 assists, 3 steals in win over UNF (12/17) • 12 points in 2nd AU game vs. Samford (11/28) • Third-team NJCAA All-American in '20	
14	JALA JORDAN F • 6-2 • R-So. • Philadelphia, Pa. • West Virginia	Season High	16	8	4	2	3	
		Career High	16	8	4	2	3	
		PPG	7.2	3.2	0.7	.345	.283	.682
		20-21	7.2	3.2	0.7	.345	.283	.682
							LAST GAME (at ARK): DNP • Career-hi 3 blocks in 1st career start vs. S. Ala. (12/13) • Shared AU lead w/ 16 pts in season-opener vs. USCU • Redshirted 2019-20 season after transfer from WVU • Appeared in 25 games as freshman at WVU	
20	UNIQUE THOMPSON F • 6-3 • Sr. • Theodore, Ala. • Faith Academy	Season High	26	23	3	5	2	
		Career High	31	23	6	5	6	
		PPG	17.8	14.0	2.5	.559	1.000	.823
		20-21	17.8	14.0	2.5	.559	1.000	.823
							LAST GAME (at ARK): 18 pts, 19 reb, 1 ast, 1 stl • Preseason All-SEC; McClain, Wooden Watch Lists • 2 20-20 gms: 26/23 at HOU (12/5), 20/23 vs. BEL (12/20) • 53 career double-doubles, 1st in AU history • NCAA leader in rebounds (14.0), off. rebounds (6.1)	
22	ALAINA RICE G • 5-8 • So. • Rockledge, Fla. • Florida A&M	Season High	13	4	5	2	-	
		Career High	22	11	5	5	2	
		PPG	4.4	2.3	1.6	.294	.333	.750
		20-21	4.4	2.3	1.6	.294	.333	.750
							LAST GAME (at ARK): 6 pts, 3 reb, 1 ast, 4-5 FT • Season-high 13 pts, 5 ast, 2 stl vs. Texas A&M (1/28) • Led Auburn w/ 5 assists in debut vs. USC Upstate • 2020 MEAC Rookie of the Year at FAMU • Averaged 10.3 pts, 4.7 reb., 2.4 ast. as freshman in '20	
23	HONESTY SCOTT-GRAYSON G • 5-8 • R-So. • Brick, N.J. • Baylor	Season High	23	7	4	5	1	
		Career High	23	7	5	5	1	
		PPG	12.8	4.1	2.0	.379	.275	.764
		20-21	12.8	4.1	2.0	.379	.275	.764
							LAST GAME (at ARK): 17 pts, 4 reb, 3 ast, 1 stl, 8-8 FT • Career-high 23 pts, 5 reb, 3 stl at Ole Miss (1/7) • Averaging 15.0 pts, 2.5 stl, 2.3 ast in SEC play • Redshirted '19-20 after transfer from Baylor • 2018 McDonald's All-American	
24	CARSEN McFADDEN G • 5-7 • Fr. • Fairview, Texas • Lovejoy HS	Season High	3	1	3	1	-	
		Career High	3	1	3	1	-	
		PPG	0.5	0.5	0.7	.333	-	.500
		20-21	0.5	0.5	0.7	.333	-	.500
							LAST GAME (at ARK): DNP • 1st AU points, led AU w/ 3 ast vs. S. Ala. (12/13) • Had a rebound and an assist in final minute vs. GWU • Joined Tigers as walk-on in August • Had 1,047 rebounds and 418 steals in HS career	
30	MORGAN ROBINSON-NWAGWU G • 5-8 • So. • Norcross, Ga. • Norcross HS	Season High	9	4	6	4	1	
		Career High	9	4	6	4	1	
		PPG	2.1	1.3	1.6	.286	.100	.889
		20-21	2.1	1.3	1.6	.286	.100	.889
							LAST GAME (at ARK): DNP • 1st career start at UF; scored career-high 9 pts (1/17) • Career-high 6 assists at Ole Miss (1/7) • Career-high 4 steals in season-opener vs. USC Upstate • Played in all 29 games as a freshman; 10.9 mins/game	

Inside the Matchup

Auburn vs. South Carolina 21-25 (.457)

In Auburn: 12-10

--At Auburn Arena: 2-4

In Columbia: 7-13

Neutral Sites: 2-2

Trend: South Carolina has won 10 straight

Jan. 12, 1980	L	50-77	Auburn
Feb. 16, 1981	L	69-91	Columbia, S.C.
Jan. 11, 1982	W	65-50	Auburn
Feb. 5, 1983	W	56-38	Auburn
Jan. 30, 1984	L	64-65	Columbia, S.C.
Jan. 9, 1985	W	61-50	Columbia, S.C.
Nov. 28, 1987	W	88-52	Orlando, Fla. (37)
Nov. 28, 1989	W	78-61	Auburn
Dec. 29, 1990	L	76-83	Columbia, S.C.
Mar. 1, 1992	W	71-44	Auburn
Feb. 27, 1993	L	47-59	Columbia, S.C.
Jan. 5, 1994	L	55-64	Auburn
Jan. 3, 1995	W	77-43	Columbia, S.C.
Dec. 10, 1995	W	56-50	Auburn
Feb. 19, 1997	W	81-51	Columbia, S.C.
Jan. 1, 1998	W	70-65	Auburn
Jan. 3, 1999	W	62-50	Columbia, S.C.
Jan. 9, 2000	W	73-50	Auburn
Feb. 3, 2000	W	71-62	Columbia, S.C.
Jan. 7, 2001	L	60-87	Columbia, S.C.
Feb. 1, 2001	L	65-71	Auburn
Feb. 21, 2002	W	67-49	Auburn
Feb. 23, 2003	L	64-65	Columbia, S.C.
Feb. 15, 2004	W	69-58	Auburn
Feb. 6, 2005	W	56-47	Columbia, S.C.
Feb. 16, 2006	L	46-58	Auburn
Mar. 2, 2006	W	64-48	Little Rock, Ark.*
Feb. 15, 2007	L	61-70	Columbia, S.C.
Mar. 1, 2007	L	63-65	Duluth, Ga.*
Feb. 17, 2008	W	83-72	Auburn
Jan. 8, 2009	W	80-76	Columbia, S.C.
Jan. 17, 2010	L	49-63	Columbia, S.C.
Feb. 4, 2010	L	58-61	Auburn
Jan. 30, 2011	W	54-47	Auburn
Feb. 20, 2011	L	49-65	Columbia, S.C.
Jan. 19, 2012	W	53-49	Auburn
Feb. 3, 2013	L	51-59	Columbia, S.C.
Jan. 12, 2014	L	60-72	Auburn
Jan. 2, 2015	L	58-77	Columbia, S.C.
Jan. 21, 2016	L	58-74	Auburn
Mar. 4, 2016	L	48-57	Jacksonville, Fla.*
Jan. 5, 2017	L	47-73	Auburn
Feb. 9, 2017	L	41-60	Columbia, S.C.
Jan. 11, 2018	L	63-71	Columbia, S.C.
Feb. 28, 2019	L	66-73	Auburn
Feb. 13, 2020	L	53-79	Columbia, S.C.

*SEC Tournament
(37) Lady Sunshine Classic - Orlando, Fla.

Auburn Women's Basketball Quick Hitters

- Auburn and South Carolina are meeting for the 47th time in women's basketball
- South Carolina leads the series 25-21, but the Tigers own a 12-10 edge in Auburn
- South Carolina has won the last nine meetings
- With South Carolina ranked No. 1 in the USA Today Coaches' Poll, Thursday's game will be the first time a No. 1 ranked basketball team - men's or women's - has played at Auburn Arena
- Unique Thompson passed DeWanna Bonner for second all-time in rebounds at Auburn vs. Texas A&M; she now has 1,070 career rebounds and is 48 shy of Becky Jackson's career mark of 1,118
- Thompson pulled down her 1,000th career rebound vs. Belmont (12/20)
- Thompson is the nation's active career leader in double-doubles (53) and the SEC's active leader in rebounds (1,070)
- Thompson leads the nation in rebounds per game (14.0) and offensive rebounds per game (6.1)
- Thompson's 26-point, 23-rebound game at Houston was Auburn's first 20-20 game since Lauretta Freeman had 30 points, 21 rebounds vs. Alabama on Feb. 17, 1993; she followed that up with 20 points, 23 rebounds vs. Belmont (12/20)
- Thompson's 23 rebounds at Houston and vs. Belmont were a career-high and tied for the third-most in Auburn history (Sharon Stewart, 23 at Vanderbilt, Feb. 28, 1988)
- As of Feb. 1, Thompson's 23 rebounds at Houston and vs. Belmont were tied for the most by a player in NCAA Division I so far this season
- Honesty Scott-Grayson scored a career-high 23 points at Ole Miss; she is averaging 12.8 points/game overall and 15.0/game in SEC play
- Romi Levy had a career-high 7 assists vs. Kentucky; it was the most by an Auburn player this season
- Levy added a career-high 12 rebounds at Arkansas, most by a player not named Unique Thompson this season
- Morgan Robinson-Nwagwu's 6 assists at Ole Miss were a career-high and the second-most by an Auburn player this season
- Robinson-Nwagwu made her first career start at Florida and scored a career-high 9 points
- Auburn has utilized seven different starting lineups through 16 games; 11 of 13 scholarship players have started at least one game and 8 players have made their first Division I starts
- Annie Hughes scored a career-high 17 points with 7 rebounds in the win over North Florida
- Auburn's 97 points in their win over Gardner-Webb tied the most scored by the Tigers under Terri Williams-Flournoy
- The Gardner-Webb win was Auburn's eighth 90-point game in the Williams-Flournoy era; the UNF win was the 9th
- The Tigers held USC Upstate to 41 points in the opener, the lowest for an opponent since Feb. 17, 2019 vs. Alabama (77-38)
- Auburn's 41-point margin of victory over USC Upstate was its largest since a 56-point win at Elon (96-44) on Dec. 22, 2018; it tied for the fifth-largest winning margin at Auburn Arena
- Ten players made their Auburn debuts in the win over USC Upstate; three newcomers were in the starting lineup

Moving On Up (Auburn Career Milestone Watch) . . .

- **Unique Thompson** has 53 career double-doubles, is Auburn's all-time leader and SEC and NCAA active career leader
- **Unique Thompson** needs 4 double-doubles to tie for 10th in SEC history (Alaina Coates, Chamique Holdsclaw, Armint-je Price, 57)
- **Unique Thompson** is 2nd in career rebounds with 1,070; needs 49 for the all-time record (Becky Jackson, 1,118)
- **Unique Thompson** is 1st in career rebounding average at 10.5; Marianne Merritt (1975-79) is 2nd at 10.0
- **Unique Thompson** is tied for 15th in career scoring with 1,402 points (Tasha Hamilton); needs 18 to tie for 15th (Tasha Hamilton, 1,402)
- **Coach Terri Williams-Flournoy** needs 17 wins for 300 in her head coaching career
- **Auburn** needs 2 home wins for 100 all-time at Auburn Arena

INDIVIDUAL CATEGORY LEADERS

Auburn	South Carolina
Unique Thompson - 17.8	Zia Cooke - 16.1
Unique Thompson - 14.0	Aliyah Boston - 11.5
Honesty Scott-Grayson- 2.0	Destanni Henderson - 5.7
Unique Thompson - 2.5	Aliyah Boston - 1.3
Jala Jordan - 0.7	Aliyah Boston - 3.1
Unique Thompson - 30.4	Destanni Henderson - 32.5
Unique Thompson - .559	Victoria Saxton - .619
Alaina Rice - .304	Zia Cooke - .423
Unique Thompson - .823	Destanni Henderson - .814

OPENING TIP

» The Auburn Tigers face their toughest test of the season when No. 2/1 South Carolina visits Auburn Arena Thursday night. Game time is 6 p.m. CT.

» Auburn is 5-11 overall, 0-8 in SEC play. The Tigers dropped a hard-fought contest at No. 19 Arkansas 77-67 Sunday afternoon in Fayetteville.

» South Carolina is 14-1 overall, 9-0 in the SEC. The Gamecocks shook off a slow start to pull away for an 87-63 win over Alabama at home Sunday.

LAST TIME OUT

» Unique Thompson finished with 18 points and 19 rebounds, but a great start for Auburn gave way to a hot-shooting Arkansas team as the Tigers fell to the 19th-ranked Razorbacks 77-67 Sunday afternoon.

» The Tigers led by as many as 13 points midway through the first half, but a big run by the Razorbacks in the second quarter gave Arkansas a lead it would not relinquish.

» Thompson's 18-point, 19-rebound effort was her 11th double-double of the season and 53rd of her career. Honesty Scott-Grayson added 17 points and led Auburn with three assists, and Keya Patton scored 10. Romi Levy had a career-high 12 rebounds along with eight points.

» The Tigers pulled down a season-high 50 rebounds to Arkansas' 30 and turned 20 offensive boards into 20 second-chance points, both season-highs. But the Tigers shot 34 percent from the floor (23-67) while Arkansas was at 44 percent (26-59), and the Razorbacks hit 11 3-pointers to Auburn's two. Auburn had a great night at the free-throw line, hitting 19-of-21.

UP NEXT

» Auburn hosts Missouri on Sunday, Feb. 7, at noon CT. The game was originally scheduled for Jan. 10 but postponed due to COVID-19 issues. SEC Network will have a live national broadcast.

AN AUBURN WIN WOULD...

» Be awesome.

» Be Auburn's first win over a top-5 opponent since March 1, 1997 (def. #4 Georgia, 75-47, in SEC Tournament).

» Be Auburn's third all-time win over a No. 1-ranked opponent (last: 81-69 vs. #1 Louisiana Tech, March 30, 1990 in Knoxville, Tenn.).

» Snap a 10-game skid against South Carolina.

AUBURN-SOUTH CAROLINA SERIES

» South Carolina owns a 25-21 edge over Auburn in the series that dates back to 1980. Auburn leads 12-10 in games played at home.

» The Gamecocks have won the last 10 meetings dating back to the 2012-13 season.

LAST MEETING: Feb. 13, 2020, in Columbia**No. 1 South Carolina 79, Auburn 53**

» Unique Thompson scored 12 points and added eight rebounds, but Auburn fell on the road to No. 1 South Carolina 79-53 at Colonial Life Arena.

» South Carolina hit their first five 3-pointers of the game, shot better than 50 percent from behind the arc for the game and had five players in double figures as Auburn battled to the end but came up short against the nation's top-ranked team.

» Thompson finished with 12 points and eight rebounds on a night when both were tough to come

by.

» South Carolina shot 49.2 percent for the game while Auburn was 22-for-65 (33.8%) from the floor. Auburn only got to the free-throw line four times, making two, while the Gamecocks were 11-of-16. Both teams made at least half their 3-pointers; Auburn was 7-for-14 while Carolina was 10-of-19. The Gamecocks had 39 rebounds to Auburn's 34 and took advantage of their quickness in transition, scoring 20 fast-break points.

SCOUTING SOUTH CAROLINA

» South Carolina is 14-1 overall, 9-0 in SEC play. The Gamecocks are ranked No. 2 in the AP poll and No. 1 in the Coaches' poll.

» The Gamecocks average 82.7 points per game and hold opponents to 59.0; their +23.7 scoring margin leads the SEC. As a team they shoot 45.9% from the floor and lead the league with 50.3 rebounds/game.

» Aliyah Boston is the league's second-leading rebounder - behind only Auburn's Unique Thompson - with 11.5 rebounds/game. She also scores 13.7 points/game. Zia Cooke leads the Gamecocks with 16.1 points/game, and Destanni Henderson is the SEC's leader in assists with 5.7/ game.

SCOUTING AUBURN

» Senior forward Unique Thompson leads the SEC and the nation nationally with 14.0 rebounds per game this year and leads Auburn with 17.8 points/game. She has 11 double-doubles on the season, which ranks second in the SEC and fourth nationally. Thompson pulled down her 1,000th career rebound against Belmont on Dec. 20 and is one of two active players nationally with over 1,000 career rebounds.

» Thompson was unavailable the first three games of SEC play with medical issues, but made her return at Florida Jan. 17 and has recorded double-doubles in four of five games since, including 19 points, 18 rebounds at Arkansas.

» Two redshirt sophomore transfers that sat out last season are the Tigers' second- and third-leading scorers. Honesty Scott-Grayson (Baylor) has started all 16 games, averaging 12.8 points/game, and had a career-high 23 points at Ole Miss. She is averaging 15.0 points in SEC play. Jordan is Auburn's third-leading scorer with 7.7 points/game; she's also the Tigers' leading shot-blocker (0.7/ game).

» Freshman Romi Levy and sophomore Alaina Rice have worked their way into the starting lineup, along with junior Keya Patton. Levy averages 5.9 points and 4.3 rebounds; 6.3 points and 5.5 rebounds in SEC play. She had 12 rebounds at Arkansas. Rice averages 6.3 points and 3.3 rebounds in SEC play, and Patton has averaged 7.2 points in league games.

ALL THE NEW FACES

» Of the 15 players on the roster, 10 of them wore an Auburn uniform for the first time in game action vs. USC Upstate. All 10 newcomers saw the floor in the Tigers' 82-41 win on Nov. 25 and again vs. Gardner-Webb on Dec. 1.

» Auburn added three junior college transfers during the offseason, including two NJCAA All-Americans:

» Kira Lowery came to Auburn from Dyersburg State CC (Tenn.) where she ranked third in the

SEC STANDINGS & SCHEDULE

	<i>(thru games of Jan. 28)</i>					
	SEC Games			All Games		
	W	L	Pct.	W	L	Pct.
South Carolina	8	0	1.000	13	1	.929
Texas A&M	6	1	.857	15	1	.938
Tennessee	5	1	.833	11	3	.786
Alabama	5	3	.625	12	3	.800
Georgia	5	3	.625	13	3	.813
Kentucky	5	3	.625	12	4	.750
LSU	5	3	.625	7	7	.500
Mississippi St.	3	4	.429	8	5	.615
Missouri	2	4	.333	6	5	.545
Arkansas	2	5	.286	12	6	.667
Florida	2	6	.250	9	7	.563
Ole Miss	1	6	.143	7	6	.538
AUBURN	0	7	.000	5	10	.333
[^] Vanderbilt	0	3	.000	4	4	.500

Sunday, Jan. 31

Arkansas 77, Auburn 67
Kentucky 61, Missouri 55
LSU 75, Ole Miss 66 (OT)
South Carolina 87, Alabama 63
Tennessee 79, Florida 65
Texas A&M 60, Georgia 48

Thursday, Feb. 4

*6:00 - Georgia at Alabama (SEC Network)
*6:00 - South Carolina at Auburn (+)
*6:00 - Kentucky at Ole Miss (+)
*7:00 - Arkansas at Missouri (+)
*7:00 - Tennessee at Mississippi State (+)
*8:00 - LSU at Texas A&M (SEC Network)



Sunday, Feb. 7

*12:00 - Missouri at Auburn (SEC Network)
*2:00 - Tennessee at Texas A&M (SEC Network)

Monday, Feb. 8

6:00 - South Carolina at Connecticut (FS1)

Inside the Numbers

CATEGORY		
	AUBURN	CAROLINA
Points Per Game	65.4	82.7
Scoring Margin	-3.1	+23.7
Field Goal %	37.8%	45.9%
Opp. Field Goal %	43.0%	35.6%
3 pt Field Goal %	25.2%	34.3%
Opp. 3FG %	33.6%	24.9%
Rebounds	39.9	50.3
Opp. Rebounds	36.3	32.9
Rebound Margin	+3.6	+17.4
Turnovers	17.1	13.7
Opp. Turnovers	18.5	14.7
Steals	11.1	7.8
Opp. Steals	9.7	5.5
Blocks	2.1	7.5
Opp. Blocks	2.1	4.5

Associated Press Top 25

(Week 10: Feb. 1)

Rk	Team	Record	Prev
1	Louisville (26)	16-0	1
2	South Carolina (4)	14-1	4
3	Connecticut	11-1	3
4	NC State	11-1	2
5	UCLA	10-2	5
6	Stanford	15-2	6
7	Texas A&M	16-2	8
8	Baylor	12-2	9
9	Arizona	11-2	10
10	Maryland	12-2	7
11	Ohio State	10-1	14
12	Oregon	11-3	11
13	Michigan	10-1	12
14	South Florida	10-1	13
15	Kentucky	13-4	15
16	Arkansas	13-6	19
17	Indiana	10-4	16
18	Tennessee	12-3	20
19	Gonzaga	15-2	18
20	DePaul	9-4	17
21	West Virginia	13-2	24
22	Northwestern	9-3	23
23	South Dakota State	13-2	25
24	Mississippi State	8-5	21
25	Georgia	13-4	22

Also receiving votes: Missouri State, Georgia Tech, Syracuse, Iowa State, Rice, South Dakota, **Stephen F. Austin**, Texas, **LSU**, Virginia Tech.

USA TODAY Coaches' Top 25

(Week 10: Feb. 2)

Rk	Team	Record	Prev
1	South Carolina (20)	14-1	3
2	NC State (7)	12-1	2
3	Louisville (5)	16-1	1
4	UCLA	10-2	5
5	Connecticut	11-1	4
6	Stanford	15-2	6
7	Texas A&M	16-1	7
8	Baylor	12-2	8
9	Arizona	11-2	9
10	Maryland	12-2	10
11	Oregon	11-3	12
12	Michigan	10-1	13
13	Ohio State	10-2	11
14	Kentucky	13-4	14
15	Arkansas	13-6	18
16	South Florida	10-1	16
17	Indiana	10-4	15
18	Gonzaga	15-2	17
19	Tennessee	12-3	22
20	Northwestern	10-3	23
21	DePaul	9-4	20
22	Mississippi State	8-5	19
23	Missouri State	11-2	25
24	West Virginia	13-2	NR
25	Georgia	13-4	21

Also receiving votes: Texas, Syracuse, South Dakota, Florida Gulf Coast, Iowa, Dayton, Southern Cal, Oklahoma State, **Alabama**, Iowa State, Georgia Tech.

nation in scoring (23.3 ppg) and second in steals (4.0/game) and was an NJCAA All-American in 2020. Lowery has started eight games at PG and is averaging 1.7 assists/game.

» Keya Patton was a two-time All-American at Wabash Valley College (Ill.), where she scored over 1,000 points in two seasons and averaged 20.8 points, 6.8 rebounds and 6.4 steals as a sophomore. She scored a season-best 14 points vs. Gardner-Webb (12/1) and made her first Auburn start vs. Georgia (1/3).

» Alycia Reese joins the Tigers from just down the road at Chattahoochee Valley CC in Phenix City, where she led the team with 12.8 points/game last season. Reese scored 10 points and hit Auburn's only two 3-pointers at Houston (12/5).

» Sophomore Alaina Rice joined the Tigers in June after transferring from Florida A&M. Rice was MEAC Rookie of the Year in 2020 at FAMU where she averaged 10.3 points and 4.7 rebounds. Rice led Auburn with 5 assists in the season-opener and scored 9 points at Alabama.

» The Tigers signed two freshmen during the offseason: Romi Levy (6-2, F, Herzliya, Israel) and Aicha Coulibaly (6-0, F/G, Mali). Two others joined Auburn as walk-ons: Riley Donahue (5-10, G, Atlanta, Ga.) and Carsen McFadden (5-7, G, Fairview, Texas). Coulibaly started the first four games; Levy is averaging 5.8 points, 3.8 rebounds and 2.0 steals, and she had a career-high 7 assists against Kentucky and 12 rebounds at Arkansas. McFadden played significant minutes in the win over South Alabama, sharing the team lead with three assists, and she played in her first road game at Florida.

UNIQUE LEADS THE WAY

» Through games of Feb. 1, Unique Thompson leads the nation in rebounds per game (14.0), offensive rebounds per game (6.1), and is fourth in double-doubles (11). She leads the SEC in both rebounding categories and is second in double-doubles; she missed the Tigers' first three games of SEC play and the next two were postponed.

» In addition to being the SEC and national active career leader in double-doubles, Unique Thompson is the SEC active leader in career rebounds (1,070), second among SEC players in career steals (170) and is fourth among active SEC players in career scoring (1,402).

» Last season, Thompson was second in the SEC and 10th nationally in rebounding (11.4/game), led the SEC and was 8th nationally in offensive rebounds (4.4/game), and was third in the SEC and 15th nationally in field goal percentage (58.2%).

SEEING DOUBLE

» With 11 double-doubles so far this season, Unique Thompson has 53 career double-doubles, the all-time Auburn career record. She surpassed Auburn great DeWanna Bonner's record with her 41st double-double at Missouri on Feb. 27, 2020.

» Unique needs 4 more double-doubles this season to enter the SEC's all-time top 10.

» In 2019-20, Thompson had 22 double-doubles to lead the SEC and finish second overall nationally. She is the nation's leading returner in double-doubles.

» Thompson has averaged a double-double for two straight seasons and for her career, the first Auburn player to accomplish that feat.

» Thompson is first among active SEC players in

career double-doubles (as of Feb. 1):

Player (School)	20-21	Career
Unique Thompson (Auburn)	11	53
N'dea Jones (Texas A&M)	12	38
Rennia Davis (Tennessee)	6	35
Ciera Johnson (Texas A&M)	3	21
Aliyah Boston (South Carolina)	7	20

20-20 VISION

» With 26 points and 23 rebounds at Houston (12/5), Thompson was the first Auburn player to record a 20-20 game since Lauretta Freeman had 30 points and 21 rebounds at Alabama on Feb. 17, 1993. Her 23 rebounds tied for the third-most in Auburn history.

» Thompson reprised the feat two weeks later with a 20-point, 23-rebound effort against Belmont at home.

» Auburn women's basketball has now had seven 20-20 games in its history; Freeman was responsible for three of them, including two in back-to-back games in 1993:

Date	Player	Opponent	Stats
12/20/20	Unique Thompson	Belmont	20 pts/23 reb
12/5/20	Unique Thompson	at Houston	26 pts/23 reb
2/17/93	Lauretta Freeman	Alabama	30 pts/21 reb
2/14/93	Lauretta Freeman	at Florida	24 pts/20 reb
11/29/91	Lauretta Freeman	Wisconsin	20 pts/20 reb
11/26/89	Linda Godby	Oregon	25 pts/21 reb
2/28/88	Sharon Stewart	at Vanderbilt	28 pts/23 reb

HITTING THE ROAD = HITTING THE BOARDS

» In her four seasons, Unique Thompson has put up 13 performances with at least 15 rebounds (four this season). Ten of those 13 have come away from Auburn Arena.

Rebs	Opponent (Location)	Date
23	at Houston	12/5/20
23	vs. Belmont	12/20/20
19	at Arkansas	1/31/21
19	at UAB	11/21/19
19	at New Mexico	11/11/18
19	vs. BYU (at Stanford)	3/23/19
18	vs. North Florida	12/17/20
18	vs. North Carolina (at Myrtle Beach)	12/20/18
17	vs. Oklahoma	12/2/18
16	at Virginia Tech	11/13/17
15	at TCU	12/7/19
15	at Kentucky	1/27/20
15	vs. Arkansas (at Greenville)	3/5/20

AUBURN HONOR ROLL

» Unique Thompson was a consensus All-SEC First Team selection by the league's coaches and media.

» Thompson was also one of 20 players nationwide named to the Katrina McClain Award watch list. She was also named to the John R. Wooden Award Preseason Top 30 and Midseason Top 25, and she was named the 20th-best player in the country by ESPN in preseason rankings.

STARTING ON DAY ONE

» Three players making their Auburn debuts were in the starting lineup for the season opener vs. USC Upstate on Nov. 25: true freshman Aicha Coulibaly, redshirt sophomore Honesty Scott-Grayson and junior Kira Lowery.

» Coulibaly became the eighth Auburn freshman since 2005 to earn a start in her collegiate debut. She was the fourth true freshman under Terri Williams-Flournoy to be in the starting lineup on

night one.

Year	Freshman Starter	Opponent	Stats
2020	Aicha Coulibaly	USC Upstate	4 pts, 6 reb
2019	Annie Hughes	Wofford	10 pts, 4 ast
2017	Unique Thompson	@Va. Tech	9 pts, 16 reb
2013	Katie Frerking	Ga. Southern	8 pts, 3 reb
2011	Hasina Muhammad	@Mercer	12 pts, 2 reb
2008	Morgan Jennings	@Ala. A&M	4 pts, 4 reb
2005	Sherell Hobbs	UT Pan-Am.	6 pts, 5 reb
2005	DeWanna Bonner	UT Pan-Am.	19 pts, 4 reb

ON THIS DATE

» Auburn is 7-3 all-time on Feb. 4. The Tigers' last game on this date was a 78-59 loss at Texas A&M in 2018.

TIGERS IN THE PROS

» DeWanna Bonner completed her 11th season in the WNBA in 2020, her first with the Connecticut Sun. It was one of her best in her pro career as she led the Sun to the WNBA semifinals while averaging 19.7 points and a career-best 7.8 rebounds per game. She was an all-WNBA second-team selection for the second time in her career. Bonner has gained North Macedonian citizenship and is competing with North Macedonia's national team in EuroBasket qualifying. She is currently playing for Elitzur Ramla in Israel.

» Daisa Alexander, who graduated in 2020, is playing for Etzella Ettelbruck in Luxembourg. This is her first year as a professional.

WORKING OVERTIME

» Auburn is 22-21 all-time in overtime games. The Tigers are 6-5 in the Coach Flo era when games have gone to an extra period.

OVERTIME GAMES UNDER COACH FLO

Date	Opponent	Location	Result
2/20/20	Mississippi St.	Auburn	L 85-92
11/30/19	Dayton	Estero, Fla.	W 76-74
2/3/19	Georgia	Auburn	W 59-58
12/20/18	North Carolina	Myrtle Beach, S.C.	W 86-81
2/20/17	Alabama	Auburn	L 61-63
12/18/16	Virginia Tech	Auburn	L 87-92
1/24/16	Arkansas	Auburn	W 71-60
12/13/15	Marquette	Milwaukee, Wis.	L 69-70
11/28/15	Minnesota	Guaynabo, P.R.	W 81-79
3/2/14	Ole Miss	Oxford, Miss.	L 71-73
2/27/14	Alabama	Auburn	(2OT) W 70-65

THIS, THAT AND THE OTHER

» Auburn has utilized seven different starting lineups in 2020-21. Of the 13 scholarship players on Auburn's roster, 11 have started at least one game this year.

» Eight players - Aicha Coulibaly, Jala Jordan, Romi Levy, Kira Lowery, Keya Patton, Morgan Robinson-Nwagwu, Honesty Scott-Grayson and Sania Wells - have made their first Division I starts this season.

» Auburn's 97 points in the win over Gardner-Webb (12/1) tied for the highest-scoring output of the Terri Williams-Flournoy era. It was the eighth 90-point game for Auburn under Coach Flo. Auburn got its 9th 90-point game of the Coach Flo era with 94 points against North Florida.

» Auburn's last five women's basketball games played the same day as an Iron Bowl have been decided by a combined nine points - two-point wins over Samford (2020), Dayton (2019) and Minnesota (2015) along with a one-point loss to Northwestern

(2017) and a two-point loss at Winthrop (2014).

AUBURN VS. NUMBER ONE

» This will mark Auburn's 18th contest against the nation's top-ranked team (AP or Coaches' polls) in history. The Tigers are 2-15 all-time against teams carrying the No. 1 ranking. It will be the third time for Auburn to face South Carolina when the Gamecocks are atop a national poll.

» South Carolina will be the first No. 1-ranked basketball team - men's or women's - to compete in Auburn Arena. The seven previous Auburn women's home games against a top-ranked team came at Beard-Eaves Memorial Coliseum. Four of the five home men's games were also at BEMC; one was at the old Auburn Sports Arena.

» Auburn's last win over a No. 1 team came on March 30, 1990, when the Tigers defeated top-ranked Louisiana Tech 81-69 in the 1990 Final Four in Knoxville, Tenn.

» The Tigers' last two meetings with a No. 1 team also came against South Carolina - last season in Columbia (L, 53-79) and in 2015 in Columbia (L, 58-77). Auburn also faced Dawn Staley as a player in a matchup with No. 1 Virginia on Jan. 5, 1992, in Auburn; UVA won 77-70.

Date	Opponent	Location	Result
3/25/83	Louisiana Tech*	Ruston	L 54-81
2/6/84	Louisiana Tech	Auburn	L 68-80
1/7/89	Tennessee	Auburn	W 67-59
4/2/89	Tennessee*	Tacoma	L 60-76
3/30/90	Louisiana Tech*	Knoxville	W 81-69
1/5/92	Virginia	Auburn	L 70-77
1/15/94	Tennessee	Knoxville	L 46-58
2/16/94	Alabama	Tuscaloosa	L 71-84
1/14/95	Tennessee	Auburn	L 43-68
2/14/98	Tennessee	Knoxville	L 63-79
2/14/99	Tennessee	Auburn	L 63-71
2/25/01	Tennessee	Auburn	L 49-63
1/30/05	LSU	Baton Rouge	L 52-57
2/20/05	LSU	Auburn	L 57-62
11/27/05	Duke	Durham	L 37-69
1/2/15	South Carolina	Columbia	L 58-77
2/13/20	South Carolina	Columbia	L 53-79

(*NCAA Tournament)

Auburn in the SEC & NCAA Stats

(Thru games of 2/1/21)

Category	Value	SEC	NCAA
Scoring Offense	65.4	13th	176th
Scoring Defense	68.4	12th	221st
Scoring Margin	-3.1	12th	212th
Free Throw Pct.	.727	5th	88th
Field Goal Pct.	.378	14th	252nd
Field Goal Pct. Def.	.430	12th	273rd
3-pt FG Pct.	.252	14th	310th
3-pt FG Pct. Def.	.336	12th	263rd
Rebounds	39.9	9th	79th
Rebound Margin	+3.6	6th	108th
Assists	11.7	11th	233rd
Assist/Turnover	0.7	13th	236th
Blocks	2.1	13th	276th
Turnover Margin	+1.7	8th	122nd
Turnovers Forced	19.1	3rd	64th
Steals	11.1	1st	18th

INDIVIDUALS (All Games)

Scoring

Unique Thompson	17.8	6th	70th
Honesty Scott-Grayson	12.8	27th	--

Rebounding

Unique Thompson	14.0	1st	1st
-----------------	------	-----	-----

Field Goal Pct.

Unique Thompson	.559	4th	23rd
-----------------	------	-----	------

Free Throw Pct.

Unique Thompson	.823	2nd	98th
Honesty Scott-Grayson	.764	10th	216th

Steals

Unique Thompson	2.5	5th	58th
Honesty Scott-Grayson	2.4	6th	69th
Romi Levy	1.8	13th	234th

Offensive Rebounds

Unique Thompson	6.1	1st	1st
-----------------	-----	-----	-----

Defensive Rebounds

Unique Thompson	7.9	2nd	20th
-----------------	-----	-----	------

Double-Doubles

Unique Thompson	11	2nd	4th
-----------------	----	-----	-----

Career Record Updates

Auburn Career Scoring

No.	Player	Years	Points
1.	DeWanna Bonner	2005-09	2,162
2.	Becky Jackson	1980-84	2,068
3.	Vickie Orr	1985-89	2,035
4.	Marianne Merritt	1975-79	1,979
5.	Carolyn Jones	1988-91	1,831
6.	Natasha Brackett	2001-05	1,716
7.	Janiah McKay	2015-19	1,647
8.	Brandy Montgomery	2013-17	1,644
9.	Mae Ola Bolton	1984-88	1,616
10.	Alli Smalley	2007-11	1,601
11.	Angie Hannah	1978-82	1,583
12.	Tyrese Tanner	2010-14	1,515
13.	Le'Coe Willingham	1999-03	1,475
14.	Lori Monroe	1979-83	1,415
15.	Unique Thompson	2017-present	1,402
	Tasha Hamilton	1997-01	1,402
17.	Sherell Hobbs	2005-09	1,372
18.	Linda Godby	1986-90	1,365
19.	Tra'Cee Tanner	2012-16	1,327
20.	Debra Larkin	1981-85	1,310
21.	C.C. Hayden	1989-92	1,306
22.	Katie Frerking	2013-17	1,271
23.	Conswella Sparrow	1997-00	1,249
24.	Blanche Alverson	2009-13	1,244
25.	Brenda Hill	1981-85	1,222
26.	Daisa Alexander	2016-20	1,215
27.	Monique Morehouse	1992-96	1,191
28.	Lauretta Freeman	1989-93	1,188
29.	Hasina Muhammad	2001-15	1,184
	Sharon Stewart	1984-88	1,184

Auburn Career Double-Doubles

No.	Player	Years	D-Ds
1.	Unique Thompson	2017-present	53
2.	DeWanna Bonner	2005-09	40
3.	Lauretta Freeman	1989-93	38
4.	C.C. Hayden	1989-92	30
5.	Le'Coe Willingham	1999-04	29
6.	Vickie Orr	1985-89	27
7.	Monique Morehouse	1992-96	24
8.	Becky Jackson	1980-84	19
9.	Conswella Sparrow	1997-00	15
10.	Tra'Cee Tanner	2012-16	14
11.	Tasha Hamilton	1997-01	13
	Sharon Stewart	1984-88	13
13.	Daniellette Coleman	1992-94	12
	Marita Payne	2002-06	12
15.	Whitney Boddie	2005-09	11
	KeKe Carrier	2005-10	11
17.	Tia Miller	2001-04	8
	Tara Williams	1995-97	8
19.	Katie Frerking	2013-17	7
	Linda Godby	1986-90	7
	Laticia Morris	1995-97	7
	Mandisa Stevenson	2002-04	7
	Tyrese Tanner	2010-14	7
24.	Justine Agbatan	1995-98	6
	Brenda Hill	1982-83	6
	Kendall Mago	1988-92	6
	Samantha Williams	1991-96	6
28.	Ruthie Bolton	1985-89	5
	Jordan Greenleaf	2006-11	5

SEC Career Double-Doubles

No.	Player	Years	D-Ds
1.	Sylvia Fowles, LSU	2004-08	86
2.	Janet Harris, Georgia	1982-85	78
3.	Teaira McCowan, Miss. State	2016-19	70
4.	Julie Gross, LSU	1978-80	68
5.	Valerie Still, Kentucky	1980-83	67
6.	Murriel Page, Florida	1995-98	65
7.	Quientella Bonner, Florida	1976-81	58
8.	Alaina Coats, South Carolina	2013-17	57
	Armintie Price, Ole Miss	2003-07	57
	Charnique Holdsclaw, Tenn.	1996-99	57
11.	Katrina McClain, Georgia	1984-87	56
--	Unique Thompson, Auburn	2017-pres.	52

Auburn Career Free Throws Made

No.	Player	Years	FT
1.	DeWanna Bonner	2005-09	600
2.	Janiah McKay	2015-19	443
3.	Carolyn Jones	1988-91	438
4.	Tyrese Tanner	2010-14	376
5.	Conswella Sparrow	1997-00	346
	Le'Coe Willingham	1999-04	346
7.	Becky Jackson	1980-84	340
8.	Vickie Orr	1985-89	307
	Marianne Merritt	1975-79	305
10.	Unique Thompson	2017-pres.	299

Auburn Career Rebounding

No.	Player	Years	Rebounds
1.	Becky Jackson	1980-84	1,118
2.	Unique Thompson	2017-present	1,070
3.	DeWanna Bonner	2005-09	1,047
4.	Lori Monroe	1979-83	1,015
5.	Vickie Orr	1985-89	1,006
6.	Lauretta Freeman	1989-93	976
7.	Marianne Merritt	1975-79	972
8.	Le'Coe Willingham	1999-03	927
9.	Monique Morehouse	1992-96	792
10.	Jordan Greenleaf	2006-11	761
	Charlene Thomas	1984-87	761
12.	Tra'Cee Tanner	2012-16	758
13.	Sharon Stewart	1984-88	757
14.	C.C. Hayden	1989-92	749
	Kendall Mago	1988-92	749
16.	Tasha Hamilton	1997-01	663
	Mae Ola Bolton	1984-88	653
18.	Marita Payne	2002-06	630
19.	Katie Frerking	2013-17	627
20.	Sherell Hobbs	2005-09	612
21.	Brenda Hill	1982-85	604
22.	Blanche Alverson	2009-13	602
23.	KeKe Carrier	2005-10	600
24.	Angie Hannah	1978-82	588
	Linda Godby	1986-90	580
26.	Tyrese Tanner	2010-14	572
	Conswella Sparrow	1997-00	572
28.	Diann McNeil	1984-88	498
29.	Samantha Williams	1991-96	495
	Hasina Muhammad	2011-15	494

Auburn Career Field Goals Made

No.	Player	Years	FG
1.	Becky Jackson	1980-84	864
	Vickie Orr	1985-89	864
3.	Marianne Merritt	1975-79	837
4.	DeWanna Bonner	2005-09	744
5.	Angie Hannah	1979-82	735
6.	Mae Ola Bolton	1984-88	697
7.	Carolyn Jones	1988-91	645
8.	Natasha Brackett	2001-05	641
9.	Brandy Montgomery	2013-17	627
10.	Alli Smalley	2007-11	599
--	Unique Thompson	2017-pres.	551

Auburn Career Field Goal Percentage

No.	Player	Years	FG%
1.	Becky Jackson	1980-84	.602 (864-1435)
2.	Conswella Sparrow	1997-00	.590 (451-764)
3.	Vickie Orr	1985-89	.565 (864-1528)
4.	Tra'Cee Tanner	2012-16	.564 (540-957)
5.	KeKe Carrier	2005-10	.555 (417-751)
6.	Linda Godby	1986-90	.550 (590-1072)
7.	Unique Thompson	2017-pres.	.547 (551-1008)
8.	Sharon Stewart	1984-88	.543 (458-843)
9.	Charlene Thomas	1983-87	.536 (428-799)
10.	Angie Hannah	1979-82	.527 (735-1396)

TIGERS' RECORD WHEN...

	2020-21	Under Coach Flo
At Home.....	5-5	82-45
On the Road.....	0-6	37-67
At a Neutral Site.....	0-0	21-18
When wearing white.....	5-5	82-41
When wearing blue "Auburn".....	0-5	44-72
When wearing blue "Tigers".....	0-1	0-1
When wearing orange.....	0-0	7-10
When wearing pink.....	0-0	7-6
Leading at the half.....	4-1	110-26
Trailing at the half.....	1-9	30-96
Tied at the half.....	0-1	0-8
Scores 100+ points.....	0-0	0-0
Scores 90-99 points.....	2-0	9-0
Scores 80-89 points.....	1-0	28-3
Scores 70-79 points.....	1-1	41-11
Scores 60-69 points.....	1-3	41-35
Scores fewer than 60 points.....	0-7	19-81
Holds opponent to 41-50 points.....	1-0	33-3
Holds opponent to 31-40 points.....	0-0	7-0
Holds opponent to under 30 points.....	0-0	2-0
Force 25 or more turnovers.....	1-0	54-10
Shoots 50% FG or better.....	1-0	36-3
Shoots 40-49% FG.....	2-2	69-36
Shoots 39.9% or under FG.....	2-8	34-91
Holds opponent under 30% FG.....	2-0	28-2
Shoots higher FG% than opponent.....	2-0	107-23
Shoots lower FG% than opponent.....	3-11	33-102
Shoots same FG% as opponent.....	0-0	0-3
Shoots higher FT% than opponent.....	2-6	61-48
Shoots lower FT% than opponent.....	3-4	76-79
Shoots same FT% as opponent.....	0-1	2-4
Out-rebounds opponent.....	5-6	88-39
Out-rebounded by opponent.....	0-5	48-90
Tied in rebounds.....	0-0	5-2
Versus ranked opponent.....	0-3	5-57
In overtime.....	0-0	6-5
Games decided by 3 points or less.....	1-0	15-18
Games decided by 4-5 points.....	0-2	14-18
Games decided by 6-10 points.....	1-2	33-33
Games decided by 11-20 points.....	1-5	39-36
Games decided by 21-30 points.....	0-1	23-17
Games decided by 30+ points.....	2-1	16-8
On Television/Digital.....	5-11	76-92
In November.....	2-0	35-16
In December.....	3-4	44-14
In January.....	0-7	18-51
In February.....	0-0	26-33
In March.....	0-0	14-15

2020-21 Auburn Superlatives...

First Half

Most points scored in the first quarter.....	28 vs. Gardner-Webb (12/1/20)
Most points scored in the second quarter.....	24 vs. USC Upstate (11/25/20)
Most points scored in the first half.....	49 vs. Gardner-Webb (12/1/20)
Fewest points scored in the first half.....	17 at Houston (12/5/20)
Fewest points allowed in the first half.....	9, vs. USC Upstate (11/25/20)
Most points allowed in the first half.....	45 vs. Belmont (12/20/20)
Best FG % in the first half.....	.514 vs. Gardner-Webb (12/1/20)
Worst FG % in the first half.....	.194 at Florida (1/17/21)
Best FG % by an opponent in the first half.....	.581 vs. Georgia (1/3/21)
Worst FG % by an opponent in the first half.....	.143, vs. USC Upstate (11/25/20)
Most rebounds in the first half.....	29 at Arkansas (1/31/21)
Fewest rebounds in the first half.....	15 vs. Georgia (1/3/21)
Most rebounds by an opponent in the first half.....	24 at Florida (1/17/21) & vs. Texas A&M (1/28/21)
Fewest rebounds by an opponent in the first half.....	10 vs. Samford (11/28/20)

Second Half

Most points scored in the third quarter.....	25 vs. South Alabama (12/13/20)
Most points scored in the fourth quarter.....	28 vs. North Florida (12/17/20)
Most points scored in an overtime period.....	
Most points scored in the second half.....	50 vs. North Florida (12/17/20)
Fewest points scored in the second half.....	16 at LSU (12/31/20)
Fewest points allowed in the second half.....	30 at Ole Miss (1/7/21)
Most points allowed in the second half.....	51 vs. Texas A&M (1/28/21)
Best FG % in the second half.....	.579 vs. Gardner-Webb (12/1/20)
Worst FG % in the second half.....	.240 vs. Georgia (1/3/21)
Best FG % by an opponent in the second half.....	.690 vs. Texas A&M (1/28/21)
Worst FG % by an opponent in the second half.....	.263 vs. Gardner-Webb (12/1/20)
Most rebounds in the second half.....	27 vs. Gardner-Webb (12/1/20)
Fewest rebounds in the second half.....	12 vs. Georgia (1/3/21), at Ole Miss (1/7/21), vs. Texas A&M (1/28/21)
Most rebounds by an opponent in the second half.....	24 vs. Georgia (1/3/21)
Fewest rebounds by an opponent in the second half.....	11, vs. USC Upstate (11/25/20)

Game

Most points scored.....	97 vs. Gardner-Webb (12/1/20)
Fewest points scored.....	43 at LSU (12/31/20)
Most points allowed.....	84 vs. Texas A&M (1/28/21)
Fewest points allowed.....	41 vs. USC Upstate (11/25/20)
Best FG %.....	.534 vs. Gardner-Webb (12/1/20)
Worst FG %.....	.279 at Florida (1/17/21)
Best FG % by an opponent.....	.521 vs. Samford (11/28/20)
Worst FG % by an opponent.....	.286, vs. USC Upstate (11/25/20)
Most rebounds.....	50 at Arkansas (1/31/21)
Fewest rebounds.....	27 vs. Georgia (1/3/21)
Most rebounds by an opponent.....	43 vs. Stephen F. Austin (12/16/20), at LSU (12/31/20), vs. Georgia (1/3/21)
Fewest rebounds by an opponent.....	26, vs. USC Upstate (11/25/20)

Miscellaneous

Highest-scoring quarter.....	28, 1Q vs. Gardner-Webb (12/1/20); 4Q vs. North Florida (12/17/20)
Lowest-scoring quarter.....	6, 4Q at LSU (12/31/20); 3Q vs. Georgia (1/3/21)
Highest-scoring opponent quarter.....	28, 4Q vs. North Florida (12/17/20)
Lowest-scoring opponent quarter.....	2, 1Q vs. USC Upstate (11/25/20)
Largest margin in a single quarter.....	+19 (28-9) vs. Gardner-Webb (12/1/20)
Largest margin of victory.....	41, vs. USC Upstate (11/25/20)
Smallest margin of victory.....	2 vs. Samford (11/28/20)
Largest margin of defeat.....	32 vs. Georgia (1/3/21)
Smallest margin of defeat.....	4 at Ole Miss (1/7/21)
Largest halftime lead.....	31, vs. USC Upstate (11/25/20)
Smallest halftime lead.....	8 at LSU (12/31/20)
Times tied at halftime.....	1 - 27-27 vs. Stephen F. Austin (12/16/20)
Largest halftime deficit.....	20 vs. Georgia (1/3/21)
Smallest halftime deficit.....	5 at Arkansas (1/31/21)
Largest rebounding margin.....	+20 at Arkansas (1/31/21)
Smallest rebounding margin.....	+1 vs. Samford (11/28/20)
Last time tied in rebounding.....	
Largest rebounding deficit.....	-16 vs. Georgia (1/3/21)
Smallest rebounding deficit.....	-4 at LSU (12/31/20)
Largest deficit overcome to win game.....	12 vs. South Alabama (12/13/20)
Largest lead lost.....	13 at LSU (12/31/20) & at Arkansas (1/31/21)

MISCELLANEOUS STATISTICS

Double-Doubles	Season	Career
Unique Thompson	11	53

30+ Point Games	Season	Career
Unique Thompson	0	1

20+ Point Games	Season	Career
Unique Thompson	5	20
Honesty Scott-Grayson	2	2

10+ Rebound Games	Season	Career
Unique Thompson	11	62
Romi Levy	2	2
Kiyae' White	0	1

10+ Assist Games	Season	Career
Unique Thompson	2	2
Romi Levy	2	2
Honesty Scott-Grayson	2	2

5+ Steal Games	Season	Career
Unique Thompson	2	2
Romi Levy	2	2
Honesty Scott-Grayson	2	2

5+ Block Games	Season	Career
Unique Thompson	0	1

GAMES LED AUBURN IN...

Scoring	Season	Career
Unique Thompson	9	34
Honesty Scott-Grayson	5	5
Aicha Coulibaly	1	1
Jala Jordan	1	1
Keya Patton	1	1

Rebounding	Season	Career
Unique Thompson	13	87
Honesty Scott-Grayson	2	2
Romi Levy	1	1
Alaina Rice	1	1
Kiyae' White	0	1

Assists	Season	Career
Honesty Scott-Grayson	6	6
Alaina Rice	3	3
Romi Levy	3	3
Kira Lowery	3	3
Unique Thompson	2	12
Morgan Robinson-Nwagwu	1	4
Aicha Coulibaly	1	1
Jala Jordan	1	1
Carsen McFadden	1	1
Annie Hughes	0	2
Sania Wells	0	2
Kiyae' White	0	2

(includes games where lead was shared)

2020-21 DOUBLE-DOUBLES

- Unique Thompson vs. Samford (16 pts, 11 reb)
- Unique Thompson vs. Gardner-Webb (21 pts, 12 reb)
- Unique Thompson at Houston (26 pts, 23 reb)
- Unique Thompson vs S. Alabama (21 pts, 15 reb)
- Unique Thompson vs. SFA (11 pts, 14 reb)
- Unique Thompson vs. N. Florida (19 pts, 18 reb)
- Unique Thompson vs. Belmont (20 pts, 23 reb)
- Unique Thompson at Florida (14 pts, 14 reb)
- Unique Thompson vs. Kentucky (22 pts, 10 reb)
- Unique Thompson at Alabama (10 pts, 10 reb)
- Unique Thompson at Arkansas (18 pts, 19 reb)

Last Time an Auburn Team...

- Scored 90 points Auburn 94, North Florida 81 in Auburn, Ala. (Dec. 17, 2020)
- Scored 90 points in an SEC game Auburn 95, Missouri 82, in Columbia, Mo. (Feb. 27, 2020)
- Scored 100 points Auburn 119, Sam Houston State 54, in Auburn, Ala. (Dec. 5, 2008)
- Scored 100 points against an SEC opponent Auburn 102, Tennessee 96, SEC Tournament in Albany, Ga. (Mar. 6, 1987)
- Scored 100 points in an SEC regular-season game Auburn 111, Vanderbilt 67, in Auburn, Ala. (Feb. 18, 1987)
- Scored 100 points at home Auburn 119, Sam Houston State 54, in Auburn, Ala. (Dec. 5, 2008)
- Scored 100 points in a true road game Auburn 103, Mercer 29, in Macon, Ga. (Feb. 23, 1987)
- Scored 110+ points Auburn 119, Sam Houston State 54, in Auburn, Ala. (Dec. 5, 2008)
- Scored 80 points and lost Mississippi State 92, Auburn 85 [OT] in Auburn, Ala. (Feb. 20, 2020)
- Scored 90 points and lost Kentucky 91, Auburn 90 [2OT], in Auburn, Ala. (Feb. 2, 1986)
- Scored 100 points and lost Never
- Scored 50-59 points in a half 50 (2nd half) vs. North Florida in Auburn, Ala. (Dec. 17, 2020)
- Scored 60 or more points in a half 62 (2nd half) vs. Drake in New Orleans, La. (Dec. 21, 2016)
- Scored 30 or more points in a quarter 34 (3rd quarter) - at Missouri in Columbia, Mo. (Feb. 27, 2020)
- Scored 50 points or less in a game 44 - vs. Georgia in Auburn, Ala. (Jan. 3, 2021)
- Scored 50 points or less and won Auburn 47, Missouri 45 [SEC] in Jacksonville, Fla. (March 3, 2016)
- Scored 40 points or less in a game Georgia 63, Auburn 30, in Athens, Ga. (Jan. 28, 2016)
- Scored less than 10 points in a quarter 8 points (1st quarter) vs. Texas A&M in Auburn, Ala. (Jan. 28, 2021)
- Scored less than 20 points in a 1st half 17 points at Houston in Houston, Texas (Dec. 5, 2020)
- Scored less than 20 points in a 2nd half 16 points at LSU in Baton Rouge, La. (Dec. 31, 2020)
- Had 35+ rebound margin 36 - (52-16) vs. Alabama A&M in Normal, Ala. (Nov. 19, 2013)
- Had 25+ rebound margin 33 - (53-26) vs. Grambling State in Auburn, Ala. (Nov. 6, 2018)
- Had 20+ rebound margin 33 - (53-26) vs. Grambling State in Auburn, Ala. (Nov. 6, 2018)
- Attempted 30 free throws 31 - vs. Mississippi State in Auburn, Ala. (Feb. 20, 2020)
- Attempted 35 free throws 36 - vs. Alabama State in Auburn, Ala. (Dec. 29, 2018)
- Attempted 40 free throws 41 - vs. Alabama State in Auburn, Ala. (Nov. 15, 2006)
- Attempted 5 free throws or less 3 - at Texas A&M in College Station, Texas (Feb. 23, 2020)
- Did not attempt a free throw Never
- Made 20-24 free throws 20 - vs. South Alabama in Auburn, Ala. (Dec. 13, 2020)
- Made 25+ free throws 28 - vs. Mississippi State in Auburn, Ala. (28-31) (Feb. 20, 2020)
- Made 30 free throws 31 - vs. Northwestern State (31-43) (Dec. 30, 2003)
- Had 25 assists 25 - vs. Ole Miss in Auburn, Ala. (Jan. 8, 2017)
- Had 25 turnovers 27 - vs. Georgia in Auburn, Ala. (Jan. 3, 2021)
- Had 10 turnovers or less 6 - vs. Tennessee in Auburn, Ala. (March 1, 2020)
- Had 25+ steals Never
- Had 20-24 steals 21 - vs. Georgia in Auburn, Ala. (Feb. 3, 2019)
- Had 15-19 steals 16 - vs. North Florida in Auburn, Ala. (Dec. 17, 2020)
- Had 10-14 blocks 10 - vs. Louisiana Tech in Auburn, Ala. (Nov. 19, 2017)
- Had 15+ blocks 15 - at Florida International in Miami, Fla. (Dec. 29, 2014)
- Won an overtime game Auburn 74, Dayton 72 [1OT] in Estero, Fla. (Nov. 30, 2019)
- Lost an overtime game Mississippi State 92, Auburn 85 [1OT] in Auburn, Ala. (Feb. 20, 2020)
- Played a double overtime game Auburn 70, Alabama 65 [2OT] in Auburn, Ala. (Feb. 27, 2014)
- Played three or more overtimes Never
- Shot 70% for a half 70.4% (19-of-27), 2nd half at Elon in Elon, N.C. (Dec. 22, 2018)
- Shot 60% for a game 63.3% (38-of-60) at Elon in Elon, N.C. (Dec. 22, 2018)
- Shot less than 30% for a game 27.9% (19-68) at Florida in Gainesville, Fla. (Jan. 17, 2021)
- Shot 90-99.9% from the free throw line (min. 10 attempts) 90.5% (19-of-21) at Arkansas in Fayetteville, Ark. (Jan. 31, 2021)
- Shot 100% from the free throw line (min. 10 attempts) 100% (16-of-16) vs. Texas A&M in Auburn, Ala. (Jan. 7, 2018)
- Shot 50% on 3-pointers (minimum 5 attempts) 50.0% (8-of-16) vs. LSU in Auburn, Ala. (Feb. 16, 2020)
- Shot 20-30% in a half 28.6% (8-28), 1st half at Alabama in Tuscaloosa, Ala. (Jan. 24, 2021)
- Shot less than 20% in a half 19.4% (7-of-36), 1st half at Florida in Gainesville, Fla. (Jan. 17, 2021)
- Shot 55% or better and lost 58.1% (25-of-43) vs. Tennessee (Jan. 20, 2005)
- Made 10+ 3-point field goals 10-of-35 vs. Texas A&M in Auburn, Ala. (Jan. 28, 2021)
- Failed to make a 3-point field goal 0-of-5 vs. Southern in Auburn, Ala. (Dec. 9, 2017)
- Had 60+ rebounds 61 - vs. Stephen F. Austin in Auburn, Ala. (Dec. 17, 2007)
- Had 50-59 rebounds 55 vs. Ole Miss in Auburn, Ala. (Jan. 23, 2020)
- Defeated a Top-25 opponent Auburn 58, #25 Missouri 54, in Auburn, Ala. (Feb. 24, 2019)
- Defeated a Top-10 opponent Auburn 66, #7 Kentucky 61, in Auburn, Ala. (Jan. 3, 2016)
- Defeated a Top-25 opponent on the road Auburn 68, #16 Vanderbilt 62, in Nashville, Tenn. (Feb. 13, 2014)

Last Time an Auburn Player...

- Scored 25-29 points 26 - Unique Thompson at Houston in Houston, Texas. (Dec. 5, 2020)
- Scored 30-34 points 31 - Unique Thompson at TCU in Fort Worth, Texas (Dec. 7, 2019)
- Scored 35 points 35 - DeWanna Bonner vs. Tennessee in Auburn, Ala. (Jan. 25, 2009)
- Scored 40 points 41 - Conswella Sparrow vs. South Alabama (Feb. 17, 1998)
- Had 15-19 rebounds 19 - Unique Thompson at Arkansas in Fayetteville, Ark. (Jan. 31, 2021)
- Had 20+ rebounds 23 - Unique Thompson vs. Belmont in Auburn, Ala. (Dec. 20, 2020)
- Had 10 assists 10 - Daisa Alexander vs. LSU in Auburn, Ala. (Feb. 16, 2020)
- Had 15 assists 18 - Martha Monk vs. Alabama State (Feb. 18, 1981)
- Had 5 blocks 6 - Unique Thompson vs. Louisiana Tech in Auburn, Ala. (Nov. 19, 2017)
- Had 7 blocks 7 - Jassany Williams vs. Duke (Nov. 18, 2011)
- Had 10 blocks 13 - Marita Payne vs. Arkansas (Feb. 3, 2005)
- Had 5 steals 5 - Honesty Scott-Grayson at Alabama in Tuscaloosa, Ala. (Jan. 24, 2021)
- Had 8 steals 8 - Brandy Montgomery vs. East Carolina in Auburn, Ala. (Dec. 5, 2015)
- Had 10 steals 10 - Kristen Mulligan vs. Northeast Illinois in Auburn, Ala. (Dec. 18, 1992)
- Made 10 field goals 10 - Unique Thompson [10-18] at Houston in Houston, Texas (Dec. 5, 2020)
- Made 15 field goals 15 - Conswella Sparrow (15-16) vs. South Alabama (Feb. 17, 1998)
- Attempted 20 field goals 21 - Daisa Alexander vs. Vanderbilt in Greenville, S.C. (March 4, 2020)
- Attempted 25 field goals 28 - Brandy Montgomery (8-28) at Marquette in Milwaukee, Wis. (Dec. 13, 2015)
- Made 5+ three-point field goals 5 - Erin Howard vs. Vanderbilt in Greenville, S.C. (March 4, 2020)
- Made 8 three-point field goals 8 - Tiffany Krantz vs. Troy State in Auburn, Ala. (Nov. 21, 1997)
- Attempted 10 three-point field goals 14 - Lauren Hansen vs. Drake in Estero, Fla. (Dec. 1, 2019)
- Attempted 15 three-point field goals 16 - Brandy Montgomery at Marquette in Milwaukee, Wis. (Dec. 13, 2015)
- Made 10 free throws 12 - Daisa Alexander vs. Mississippi State (Feb. 20, 2020)
- Made 15 free throws Never
- Shot 100% at the free throw line (min. 10 attempts) 12-12 - Daisa Alexander vs. Mississippi State (Feb. 20, 2020)

SEC PRESEASON POLL (Media Vote)**Order of Finish**

1. South Carolina
2. Mississippi State
3. Kentucky
4. Texas A&M
5. Arkansas
6. Tennessee
7. LSU
8. Georgia
9. Alabama
10. Florida
11. Missouri
12. Vanderbilt
13. Auburn
14. Ole Miss

Player of the Year

Rhyne Howard, Kentucky

All-SEC Team

Unique Thompson, Auburn
 Rhyne Howard, Kentucky
 Rickea Jackson, Mississippi State
 Aliyah Boston, South Carolina
 Renna Davis, Tennessee
 N'dea Jones, Texas A&M

SEC PRESEASON POLL (Coaches' Vote)**Order of Finish**

1. South Carolina
2. Kentucky
3. Texas A&M
4. Arkansas
5. Mississippi State
6. Tennessee
7. LSU
8. Alabama
9. Georgia
10. Missouri
11. Ole Miss
12. Florida
13. Vanderbilt
14. Auburn

Player of the Year

Rhyne Howard, Kentucky

All-SEC First Team

Chelsea Dungee, Arkansas
 Unique Thompson, Auburn
 Rhyne Howard, Kentucky
 Khayla Pointer, LSU
 Rickea Jackson, Mississippi State
 Aliyah Boston, South Carolina
 Renna Davis, Tennessee
 N'dea Jones, Texas A&M

All-SEC Second Team

Jasmine Walker, Alabama
 Destiny Slocum, Arkansas
 Lavender Briggs, Florida
 Shakira Austin, Ole Miss
 Jessika Carter, Mississippi State
 Aijha Blackwell, Missouri
 Zia Cooke, South Carolina
 Kayla Wells, Texas A&M

Had a double-double..... Unique Thompson (18 pts/19 reb) at Arkansas in Fayetteville, Ark. (Jan. 31, 2021)
Had 2 consecutive double-doubles Unique Thompson: 22/10 vs. Kentucky, 10/10 at Alabama (Jan. 21-24, 2021)
Had 3 consecutive double-doubles..... Unique Thompson: 14/14 at Florida, 22/10 vs. Kentucky, 10/10 at Alabama (Jan. 17-24, 2021)
...Had 10 consecutive double-doubles..... Unique Thompson: First vs. Samford; last at Alabama (Nov. 28, 2020-Jan. 24, 2021)
Had 13 consecutive double-doubles..... Unique Thompson: First vs. BYU; last at Vandy (March 23, 2019-Jan. 2, 2020)
Had 18 consecutive double-doubles (AU record)..... Loretta Freeman: First vs. Furman, Last vs. Oral Roberts (Dec. 29, 1992-Feb. 23, 1993)
Had a double-double at halftime..... Unique Thompson (16 pts/10 rebs) at Iowa State in Ames, Iowa (Nov. 13, 2018)
Two players had a double-double..... Unique Thompson (14 p/13 r) & Jariah McKay (16 p/10 a) vs. Grambling State (Nov. 6, 2018)
Recorded a double-double with points and assists..... Jariah McKay (16 pts/10 assists) vs. Grambling State (Nov. 6, 2018)
Scored 20 points & had 20 rebounds..... Unique Thompson (20 pts/23 reb) vs. Belmont in Auburn, Ala. (Dec. 20, 2020)
Had a triple-double..... Whitney Boddie (24 pts./11 rebs./12 asst.) vs. Sam Houston State (Dec. 5, 2008)
Two or more players scored 20 points..... Benton (23), Howard (22), Alexander (21) at Missouri in Columbia, Mo. (Feb. 27, 2020)
Three players scored 20 points..... Benton (23), Howard (22), Alexander (21) at Missouri in Columbia, Mo. (Feb. 27, 2020)
Two players scored 30 points..... Laticia Morris (33) & Tara Williams (30) vs. South Alabama (Jan. 14, 1997)
Had 2 straight 25-point games..... Jariah McKay: 27 at South Carolina, 26 vs. Arkansas (Jan. 11-14, 2018)
Had 3 straight 25-point games..... Jariah McKay: 25 pts vs. Texas A&M, 27 pts at South Carolina, 26 pts vs. Arkansas (Jan. 7-14, 2018)
Zero players scored in double figures..... at Georgia in Athens, Ga. (Jan. 28, 2016)
Only one player scored in double figures..... Keya Patton (12) vs. Georgia in Auburn, Ala. (Jan. 3, 2021)
Five players scored in double figures..... Thompson (19), Hughes (17), Scott-Grayson (16), Levy (12), Jordan (11) vs. N. Florida (Dec. 17, 2020)
Six players scored in double figures..... McKay/Benton (16), Primm (15), Thompson (14), Alexander/Jones (13) vs. Grambling (Nov. 6, 2018)
Seven players scored in double figures..... Carrier (19 pts.), Bonner (18 pts.), Smalley (16 pts.), Boddie (13 pts.)
 R. Hobbs (13 pts.), Hilliard (13 pts.) & S. Hobbs (10 pts.) vs. Sam Houston State (Dec. 5, 2008)
Two players had 10 rebounds..... Unique Thompson (13) and Daisa Alexander (10) vs. Ole Miss in Auburn, Ala. (Jan. 23, 2020)
Three players had 10 rebounds..... J. Greenleaf (12 rebs.), D. Bonner (12 rebs.) & W. Boddie (10 rebs.) vs. Oakland (Nov. 21, 2007)
Played every minute..... Jordan Greenleaf (40 mins.) vs. Florida in Duluth, Ga. [SEC] (Mar. 4, 2010)
Played 40 or more minutes in OT game..... Unique Thompson (43 mins.) vs. Georgia in Auburn, Ala. (Feb. 3, 2019)
Attempted a slam dunk..... Hasina Muhammad vs. St. John's in Auburn, Ala. (Dec. 6, 2013)
Made a shot from half-court or beyond..... Brooke Moore (end 2nd quarter) vs. Alabama State in Auburn, Ala. (Dec. 29, 2018)

Last Time an Auburn Opponent...

Shot less than 30% in a game (SEC)..... Ole Miss - 27.4% (17-of-62) in Auburn, Ala. (Jan. 23, 2020)
Shot less than 30% in a game (Non-conf)..... Gardner-Webb - 29.4% (20-of-68) in Auburn, Ala. (Dec. 1, 2020)
Shot 60% or better in a game..... Florida - 61.5% (32-of-52) in Auburn, Ala. (Jan. 9, 2020)
Scored 90 points..... Arkansas 90, Auburn 68 in Greenville, S.C. (March 5, 2020)
Scored 100 points..... Georgia 102, Auburn 72 in Athens, Ga. (Mar. 3, 1984)
Scored 100 points at Auburn..... Tuskegee 105, Auburn 98 (2OT) (Feb. 12, 1979)
Had 25+ rebound margin..... Never
Had a 20+ rebound margin..... 20 - Alabama (56-36) in Auburn, Ala. (Feb. 20, 2017)
Scored less than 5 points in a quarter..... 2 - USC Upstate (1st quarter) in Auburn, Ala. (Nov. 25, 2020)
Scored less than 10 points in a quarter..... 9 - Arkansas (1st quarter) in Fayetteville, Ark. (Jan. 31, 2021)
Scored less than 10 points in all four quarters..... Winthrop (9-8-8-8) in Auburn, Ala. (Dec. 16, 2015)
Scored 30 or more points in a quarter..... 34 - Wofford (4th quarter) in Auburn, Ala. (Nov. 6, 2019)
Scored less than 10 points in a half..... 9 - USC Upstate (1st half) in Auburn, Ala. (Nov. 25, 2020)
Scored less than 20 points in a 1st half..... 19 - LSU in Baton Rouge, La. (Dec. 31, 2020)
Scored less than 20 points in a 2nd half..... 19 - Florida in Auburn, Ala. (Dec. 31, 2017)
Had 50 rebounds..... 56 - Alabama in Auburn, Ala. (Feb. 20, 2017)
Had 25 assists..... 25 - Arkansas in Greenville, S.C. (March 5, 2020)
Had 25-29 turnovers..... 25 - USC Upstate in Auburn, Ala. (Nov. 25, 2020)
Had 30-34 turnovers..... 30 - XULA in Auburn, Ala. (Dec. 28, 2017)
Had 35+ turnovers..... 35 - ULM in Auburn, Ala. (Nov. 27, 2017)
Had 15 steals..... 21 - Belmont in Auburn, Ala. (Dec. 20, 2020)
Had 10 blocks..... 10 - Georgia in Athens, Ga. (Jan. 19, 2020)
Failed to make a 3-point field goal..... LSU (0-6) in Baton Rouge, La. (Feb. 1, 2016)
Attempted 35 free throws..... 35 - Florida in Gainesville, Fla. (Feb. 28, 2016)
Made 30 free throws..... 30 - Arkansas (Jan. 22, 1995)
Made 10-14 three-point field goals..... 11 - Arkansas in Fayetteville, Ark. (Jan. 31, 2021)
Made 15+ three-point field goals..... 17 - Arkansas in Greenville, S.C. (March 5, 2020)
Scored 41-50 points in a game..... 41 - USC Upstate in Auburn, Ala. (Nov. 25, 2020)
Scored 31-40 points in a game..... 38 - Alabama in Auburn, Ala. (Feb. 17, 2019)
Scored 30 points or less..... 26 - Georgia in Athens, Ga. (Feb. 22, 2015)
Scored 25 points or less..... 25 - Puerto Rico-Mayaguez (Dec. 17, 2000)

Last Time an Opposing Player...

Scored 30+ points (non-conference)..... 35 - Ajah Wayne of Old Dominion in Auburn, Ala. (Nov. 14, 2019)
Scored 30+ points (SEC)..... 30 - Alexis Tolefree of Arkansas in Greenville, S.C. (March 5, 2020)
Scored 35+ points (all games)..... 35 - Ajah Wayne of Old Dominion in Auburn, Ala. (Nov. 14, 2019)
Scored 40+ points (all games)..... 41 - Chelsea Dungee of Arkansas in Fayetteville, Ark. (Feb. 10, 2019)
Attempted 25 field goals..... 27 - Jantel Lavender (9-27) of Ohio State (Nov. 23, 2008)
Scored 20 points & had 20 rebounds..... Young of Baylor in the WNIT Championship Game, (20 pts./25 rebs.) (Apr. 4, 2003)
Two players scored 20 points..... Jazz Bond (23) and Rhetta Moore (22) of North Florida in Auburn, Ala. (Dec. 17, 2020)
Three players scored 20 points..... by LSU in Baton Rouge, Chatman (22 pts), Johnson (21 pts) & Lowery (20 pts) (Jan. 12, 1991)
Five players scored in double figures..... Cooke (13), Boston (13), Harris (12), Grissett (11), Herbert Harrigan (11) of S. Carolina (Feb. 13, 2020)
Six players scored in double figures..... Williams (10), Lewis (13), Bonds (18), Peoples (10), Miller (12), Svetle (12) of Florida (Jan. 26, 2014)
Recorded a double-double..... N'dea Jones (23 pts/12 reb) of Texas A&M in Auburn, Ala. (Jan. 28, 2021)
Recorded a double-double with points and assists..... Tyasha Harris (12 pts/11 ast) of South Carolina in Columbia, S.C. (Jan. 11, 2018)
Recorded a triple-double..... Ceira Ricketts (14 pts./13 rebs./12 ast.) of Arkansas (Jan. 18, 2009)
Two players recorded a double-double..... C. Green (16 pts/11 reb) & Davis (15 pts/10 reb) of Tennessee in Knoxville, Tenn. (Feb. 14, 2019)
Committed 10+ turnovers..... 10 - Shaquera Wade of Alabama in Greenville, S.C. (March 7, 2019)
Had 15-19 rebounds..... 15 - by N'dea Jones of Texas A&M in Auburn, Ala. (Jan. 24, 2019)
Had 20+ rebounds..... 21 - Ayana Mitchell of LSU in Baton Rouge, La. (March 3, 2019)
Had 10 assists..... 10 - Tyasha Harris of South Carolina in Auburn, Ala. (Feb. 28, 2019)
Had 15 assists..... 16 - Cindy McMahan of Alabama-Huntsville (Nov. 24, 1980)
Had 5 blocks..... 5 - Ashley Knight of Alabama in Tuscaloosa, Ala. (Feb. 18, 2018)
Had 10 blocks..... Never
Had 5 steals..... 5 - N'dea Jones of Texas A&M in Auburn, Ala. (Jan. 28, 2021)
Made 15 field goals..... 15 - Chamique Holdsclaw (15-21) of Tennessee (Feb. 1, 1998)
Made 10 3-point field goals..... 11 - Morgan Eye (11-18) of Missouri in Columbia, Mo. (Jan. 6, 2013)

2020-21 Auburn Individual Highs...**First Half**

Points.....	16, Unique Thompson vs. Gardner-Webb (12/1/20)
Field Goals Made.....	7, Unique Thompson vs. Gardner-Webb (12/1/20)
Field Goal Attempts.....	10, Annie Hughes vs. North Florida (12/17/20)
3-Point Field Goals Made	3, 3x; last, Annie Hughes vs. North Florida (12/17/20)
3-Point Field Goal Attempts	7, Annie Hughes vs. North Florida (12/17/20)
Free Throws Made	5, Honesty Scott-Grayson vs. Belmont (12/20/20)
Free Throws Attempted	7, Honesty Scott-Grayson vs. Belmont (12/20/20)
Rebounds	11, Unique Thompson vs. Belmont (12/20/20)
Assists	4, Romi Levy vs. Kentucky (1/21/21)
Blocked Shots.....	2, 3x; last, Unique Thompson vs. Kentucky (1/21/21)
Steals	4, Romi Levy at LSU (12/31/20)

Second Half

Points.....	22, Unique Thompson at Houston (12/5/20)
Field Goals Made.....	8, 2x; last, Unique Thompson vs. Kentucky (1/21/21)
Field Goal Attempts.....	12, Unique Thompson at Houston (12/5/20)
3-Point Field Goals Made	3, Honesty Scott-Grayson at Ole Miss (1/7/21)
3-Point Field Goal Attempts	4, 4x; A. Rice/H. Scott-Grayson vs. Texas A&M (1/28/21)
Free Throws Made	9, Unique Thompson vs. South Alabama (12/13/20)
Free Throws Attempted	9, Unique Thompson vs. South Alabama (12/13/20)
Rebounds	15, Unique Thompson at Houston (12/5/20)
Assists	4, 2x; last, Honesty Scott-Grayson at Alabama (1/24/21)
Blocked Shots.....	2, 2x; last, Jala Jordan vs. North Florida (12/17/20)
Steals	3, 4x; last, Honesty Scott-Grayson vs. Texas A&M (1/28/21)

Game

Points.....	26, Unique Thompson at Houston (12/5/20)
Field Goals Made.....	10, Unique Thompson at Houston (12/5/20)
Field Goal Attempts.....	18, Unique Thompson at Houston (12/5/20)
3-Point Field Goals Made	4, 2x; Honesty Scott-Grayson vs. Texas A&M (1/28/21)
3-Point Field Goal Attempts	8, 2x; Honesty Scott-Grayson vs. Texas A&M (1/28/21)
Free Throws Made	9, Unique Thompson vs. South Alabama (12/13/20)
Free Throws Attempted	10, Unique Thompson vs. Samford (11/28/20)
Rebounds	23, Unique Thompson at Houston (12/5/20) & vs. Belmont (12/20/20)
Assists	7, Romi Levy vs. Kentucky (1/21/21)
Blocked Shots.....	3, Jala Jordan vs. South Alabama (12/13/20)
Steals	6, Romi Levy vs. Georgia (1/3/21)

2020-21 Auburn Team Highs...**First Half**

Points.....	49 vs. Gardner-Webb (12/1/20)
Field Goals Made.....	19 vs. Gardner-Webb (12/1/20)
Field Goal Attempts.....	43 vs. North Florida (12/17/20)
3-Point Field Goals Made	7 vs. North Florida (12/17/20)
3-Point Field Goal Attempts	21 vs. Texas A&M (1/28/21)
Free Throws Made	11 vs. Gardner-Webb (12/1/20)
Free Throws Attempted	16 vs. Gardner-Webb (12/1/20)
Rebounds	27 at Houston (12/5/20) & vs. North Florida (12/17/20)
Assists	9 vs. Samford (11/28/20) & vs. Gardner-Webb (12/1/20)
Blocked Shots.....	4 at Houston (12/5/20)
Steals	8 vs. Gardner-Webb (12/1/20) & vs. North Florida (12/17/20)

Second Half

Points.....	50 vs. North Florida (12/17/20)
Field Goals Made.....	20 vs. Gardner-Webb (12/1/20)
Field Goal Attempts.....	37 vs. North Florida (12/17/20) & vs. Kentucky (1/21/21)
3-Point Field Goals Made	5 at Ole Miss (1/7/21) & vs. Texas A&M (1/28/21)
3-Point Field Goal Attempts	14 vs. Texas A&M (1/28/21)
Free Throws Made	17 vs. South Alabama (12/13/20)
Free Throws Attempted	21 vs. South Alabama (12/13/20)
Rebounds	27 vs. Gardner-Webb (12/1/20)
Assists	11 vs. USC Upstate (11/25/20)
Blocked Shots.....	3 vs. SFA (12/16/20) & vs. North Florida (12/17/20)
Steals	8, 4x; last vs. Georgia (1/3/21)

Game

Points.....	97 vs. Gardner-Webb (12/1/20)
Field Goals Made.....	39 vs. Gardner-Webb (12/1/20)
Field Goal Attempts.....	80 vs. North Florida (12/17/20)
3-Point Field Goals Made	11 vs. North Florida (12/17/20)
3-Point Field Goal Attempts	35 vs. Texas A&M (1/28/21)
Free Throws Made	20 vs. South Alabama (12/13/20)
Free Throws Attempted	29 vs. Gardner-Webb (12/1/20)
Rebounds	48 vs. North Florida (12/17/20)
Assists	19 vs. USC Upstate (11/25/20)
Blocked Shots.....	5 vs. Stephen F. Austin (12/16/20)
Steals	16 vs. Gardner-Webb (12/1/20) & vs. North Florida (12/17/20)
Turnovers Forced.....	25 vs. USC Upstate (11/25/20)

Specialty Statistics (Auburn-Opponent)

Opponent	Points in the Paint	Points off Turnovers	2nd-Chance Points	Fast-Break Points	Bench Points
USC Upstate	42-6	21-7	15-2	8-0	51-23
Samford	28-28	22-16	15-5	11-5	24-1
Gardner-Webb	62-18	25-14	20-18	14-7	43-24
at Houston	34-30	19-21	19-9	7-6	29-25
South Alabama	24-28	15-14	16-12	14-10	22-10
Stephen F. Austin	28-30	18-18	7-7	10-5	12-17
North Florida	40-38	26-17	19-4	15-12	29-13
Belmont	30-34	15-31	9-14	6-8	12-19
at LSU	22-30	7-22	12-16	6-12	19-25
Georgia	30-42	14-26	4-15	12-14	14-32
at Ole Miss	16-26	17-14	4-8	6-3	10-18
at Florida	24-28	20-14	2-5	15-14	5-12
Kentucky	38-28	16-17	12-6	10-10	27-27
at Alabama	30-36	16-19	12-9	13-9	20-0
Texas A&M	26-46	13-22	7-14	8-4	6-25
at Arkansas	32-28	14-12	20-5	6-8	8-16

Lead-Deficit Comparison

Opponent	Largest Lead	Largest Deficit	Lead Changes	Ties	Result
USC Upstate	43 (4th, 0:26)	--	0	0	W, 82-41
Samford	16 (3rd, 9:03)	3 (1st, 9:01)	3	1	W, 66-64
Gardner-Webb	36 (4th, 0:19)	3 (1st, 9:25)	1	0	W, 97-61
at Houston	--	17 (2nd, 3:53)	0	0	L, 61-71
South Alabama	12 (4th, 1:01)	12 (2nd, 6:04)	2	1	W, 74-66
Stephen F. Austin	7 (1st, 1:57)	13 (4th, 0:16)	3	7	L, 54-67
North Florida	17 (2nd, 9:05)	8 (1st, 7:09)	3	2	W, 94-81
Belmont	2 (1st, 9:16)	21 (4th, 0:23)	3	4	L, 57-78
at LSU	13 (3rd, 7:14)	13 (4th, 1:54)	2	2	L, 43-56
Georgia	--	37 (3rd, 1:43)	0	1	L, 44-76
at Ole Miss	--	13 (3rd, 5:49)	0	0	L, 58-62
at Florida	--	18 (3rd, 5:39)	0	0	L, 54-68
Kentucky	2 (1st, 6:02)	14 (3rd, 5:41)	8	3	L, 71-76
at Alabama	--	14 (3rd, 4:31)	0	0	L, 55-67
Texas A&M	1 (1st, 7:23)	15 (4th, 5:43)	4	3	L, 69-84
at Arkansas	13 (2nd, 7:44)	14 (4th, 5:17)	5	2	L, 67-77

Scoring Breakdown

(Percentage of total points in parentheses)

Opponent	Front Court	Back Court	Sr.	Jr.	So.	Fr.	Starters	Bench
USC Upstate	44	38	16	14	24	12	31	51
Samford	34	32	16	21	19	10	42	24
Gardner-Webb	51	46	21	19	35	22	54	43
at Houston	39	22	26	18	17	0	32	29
South Alabama	35	39	21	10	32	11	52	22
Stephen F. Austin	23	31	11	2	37	4	42	12
North Florida	44	50	19	2	59	14	65	29
Belmont	24	33	20	0	33	4	45	12
at LSU	25	18	-	5	18	20	24	19
Georgia	18	26	-	15	26	6	30	14
at Ole Miss	21	37	-	6	35	17	48	10
at Florida	16	38	14	0	38	2	49	5
Kentucky	45	26	22	3	34	12	44	27
at Alabama	26	29	10	12	25	8	35	20
Texas A&M	30	39	18	5	34	12	63	6
at Arkansas	30	37	18	14	23	12	59	8

Comparison Statistics (Auburn/Opponent)

Opponent	1st	2nd	Score	Mar	Total FG	FG Pct	3-Pointers	3FG Pct	Free Throws	FT Pct	Reb.	Mar	Assist	TO	Bk	Stl	Fouls
USC Upstate	40-9	42-32	82-41	+41	30-65/14-49	.462/.286	8-20/7-21	.400/.333	14-17/6-6	.824/1.000	45/26	+19	19/13	14/25	1/0	13/9	7/19
Samford	38-26	28-38	66-64	+2	22-60/25-48	.367/.521	7-25/8-22	.280/.364	15-23/6-10	.652/.600	33/32	+1	11/14	12/21	1/2	14/7	14/19
Gardner-Webb	49-28	48-33	97-61	+36	39-73/20-68	.534/.294	2-11/9-37	.182/.243	12-17/17-29	.706/.586	47/41	+6	16/11	11/24	3/2	16/7	17/23
at Houston	17-34	44-37	61-71	(10)	22-61/26-64	.361/.406	2-12/10-30	.333/.167	15-20/9-12	.750/.750	45/34	+11	9/18	23/17	4/1	10/11	18/21
South Alabama	28-34	46-32	74-66	+8	23-65/21-56	.356/.375	8-22/7-19	.364/.368	20-26/17-27	.769/.630	44/37	+7	10/11	16/21	3/5	12/15	20/21
Stephen F. Austin	27-27	27-40	54-67	(13)	19-56/22-54	.339/.407	2-15/7-25	.133/.280	14-23/16-21	.609/.762	34/43	(9)	7/12	19/24	5/2	14/7	23/21
North Florida	44-32	50-47	94-81	+13	34-80/32-65	.425/.492	11-28/10-31	.393/.323	15-18/7-8	.833/.875	48/34	+14	16/17	15/22	3/0	16/8	16/18
Belmont	28-45	29-33	57-78	(21)	22-60/30-62	.367/.484	3-17/11-22	.176/.500	10-17/7-11	.588/.636	47/30	+17	13/18	27/16	1/0	8/21	12/19
at LSU	27-19	16-37	43-56	(13)	17-60/21-60	.283/.350	3-18/0-9	.167/.000	6-8/14-15	.750/.933	39/43	(4)	7/10	24/19	4/3	10/11	18/13
Georgia	23-43	21-33	44-76	(32)	16-52/31-62	.308/.500	1-11/5-14	.091/.357	9-13/11-18	.611/.692	27/43	(16)	2/18	27/22	2/6	12/13	13/16
at Ole Miss	23-32	35-30	58-62	(4)	23-55/22-49	.418/.375	6-21/5-12	.286/.417	6-8/13-18	.750/.722	28/34	(6)	18/19	17/19	0/4	12/10	15/11
at Florida	21-35	33-33	54-68	(14)	19-68/25-59	.279/.424	4-23/7-22	.174/.318	12-15/11-14	.800/.786	44/41	+3	10/12	14/12	3/1	8/9	12/16
Kentucky	32-40	39-36	71-76	(5)	27-68/28-59	.397/.475	5-19/10-28	.263/.357	12-16/10-15	.750/.667	41/38	+3	13/20	14/15	2/2	7/9	15/14
at Alabama	22-31	33-36	55-67	(12)	22-62/26-56	.355/.464	4-19/7-21	.211/.333	7-8/8-10	.875/.800	38/33	+5	13/16	15/14	2/2	11/5	15/9
Texas A&M	27-33	42-51	69-84	(15)	26-63/31-60	.413/.517	10-35/8-18	.286/.444	7-8/14-18	.875/.778	28/41	(13)	15/15	14/16	0/1	9/8	19/14
at Arkansas	28-33	39-44	67-77	(10)	23-67/26-59	.343/.441	2-14/11-32	.143/.344	19-21/14-18	.905/.778	50/30	+20	8/17	13/9	0/2	6/5	18/19

Game-by-Game Leaders

	Points	Rebounds	Assists	Steals	Blocked Shots
USC Upstate	16-Thompson/Jordan	7-Unique Thompson	5-Alaina Rice	4-M. Robinson-Nwagwu	1-Aicha Coulibaly
Samford	16-Unique Thompson	11-Unique Thompson	4-Kira Lowery	5-Unique Thompson	1-Jala Jordan
Gardner-Webb	21-Unique Thompson	12-Unique Thompson	4-Jala Jordan	5-Honesty Scott-Grayson	2-Romi Levy
at Houston	26-Unique Thompson	23-Unique Thompson	2-Thompson/Coulibaly	2-(four players)	2-Romi Levy
South Alabama	21-Unique Thompson	14-Unique Thompson	3-Levy/McFadden	5-Unique Thompson	3-Jala Jordan
Stephen F. Austin	16-Honesty Scott-Grayson	14-Unique Thompson	2-Honesty Scott-Grayson	4-Unique Thompson	2-Unique Thompson
North Florida	19-Unique Thompson	18-Unique Thompson	5-Kira Lowery	3-(three players)	2-Unique Thompson
Belmont	20-Unique Thompson	23-Unique Thompson	4-Honesty Scott-Grayson	3-Honesty Scott-Grayson	1-Annie Hughes
at LSU	12-Aicha Coulibaly	11-Romi Levy	2-(three players)	5-Romi Levy	1-(four players)
Georgia	12-Keya Patton	4-Rice/Scott-Grayson	1-Scott-Grayson/Lowery	6-Romi Levy	1-Jordan/Coulibaly
at Ole Miss	23-Honesty Scott-Grayson	5-Honesty Scott-Grayson	6-M. Robinson-Nwagwu	3-Scott-Grayson/Rob.-Nw.	(none)
at Florida	18-Honesty Scott-Grayson	14-Unique Thompson	4-Unique Thompson	2-Thompson/Scott-Grayson	2-Aicha Coulibaly
Kentucky	22-Unique Thompson	10-Unique Thompson	7-Romi Levy	3-Honesty Scott-Grayson	2-Unique Thompson
at Alabama	17-Honesty Scott-Grayson	10-Unique Thompson	4-Honesty Scott-Grayson	5-Honesty Scott-Grayson	1-Jordan/Hughes
Texas A&M	21-Honesty Scott-Grayson	7-Unique Thompson	5-Alaina Rice	3-Thompson/Scott-Grayson	(none)
at Arkansas	18-Unique Thompson	19-Unique Thompson	3-Honesty Scott-Grayson	2-Patton/Lowery	(none)

2020-21 Starting Lineups

	Point Guard (1)	Wing (2)	Wing (3)	Wing (4)	Post (5)
USC Upstate	Kira Lowery	Annie Hughes	Honesty Scott-Grayson	Aicha Coulibaly	Unique Thompson
Samford	Kira Lowery	Annie Hughes	Honesty Scott-Grayson	Aicha Coulibaly	Unique Thompson
Gardner-Webb	Kira Lowery	Annie Hughes	Honesty Scott-Grayson	Aicha Coulibaly	Unique Thompson
at Houston	Kira Lowery	Romi Levy	Honesty Scott-Grayson	Aicha Coulibaly	Unique Thompson
South Alabama	Kira Lowery	Annie Hughes	Honesty Scott-Grayson	Jala Jordan	Unique Thompson
Stephen F. Austin	Kira Lowery	Annie Hughes	Honesty Scott-Grayson	Jala Jordan	Unique Thompson
North Florida	Kira Lowery	Annie Hughes	Honesty Scott-Grayson	Jala Jordan	Unique Thompson
Belmont	Kira Lowery	Annie Hughes	Honesty Scott-Grayson	Jala Jordan	Unique Thompson
at LSU	Alaina Rice	Sania Wells	Honesty Scott-Grayson	Romi Levy	Jala Jordan
Georgia	Alaina Rice	Keya Patton	Honesty Scott-Grayson	Romi Levy	Jala Jordan
at Ole Miss	Alaina Rice	Keya Patton	Honesty Scott-Grayson	Romi Levy	Jala Jordan
at Florida	M.Robinson-Nwagwu	Annie Hughes	Honesty Scott-Grayson	Romi Levy	Unique Thompson
Kentucky	M.Robinson-Nwagwu	Annie Hughes	Honesty Scott-Grayson	Romi Levy	Unique Thompson
at Alabama	M.Robinson-Nwagwu	Annie Hughes	Honesty Scott-Grayson	Romi Levy	Unique Thompson
Texas A&M	Alaina Rice	Keya Patton	Honesty Scott-Grayson	Romi Levy	Unique Thompson
at Arkansas	Alaina Rice	Keya Patton	Honesty Scott-Grayson	Romi Levy	Unique Thompson

Record by Starting Lineup

Lowery, Hughes, Scott-Grayson, Coulibaly, Thompson	3-0 (1.000)
Lowery, Levy, Scott-Grayson, Coulibaly, Thompson	0-1 (.000)
Lowery, Hughes, Scott-Grayson, Jordan, Thompson	3-1 (.750)
Rice, Wells, Scott-Grayson, Levy, Jordan.....	0-1 (.000)
.....	0-2 (.000)
Robinson-Nwagwu, Hughes, Scott-Grayson, Levy, Thompson.....	0-3 (.000)
Rice, Patton, Scott-Grayson, Levy, Thompson....	0-2 (.000)



Terri

WILLIAMS-FLOURNOY

Head Coach

Ninth Season at Auburn • 17th as a Head Coach • 29th Season in coaching

Hampton, Va. • Penn State, 1991

- *Has taken her teams to postseason appearances in nine of the last 12 years, including six NCAA Tournament appearances*
- *Has had seven players selected to All-SEC teams*
- *Auburn has forced an average of 20.0+ turnovers per game under Coach Flo*
- *Led Auburn to the postseason in five of eight seasons, advancing to WNIT Quarterfinals in 2013 and Third Round in 2014, along with NCAA Tournament in 2016, 2017 and 2019*
- *Won her 100th game at Auburn on Feb. 8, 2018, defeating LSU 70-62*
- *Picked up her 200th career head coaching victory Dec. 5, 2015 at home vs. East Carolina*
- *Won 250th career game at Xavier (La.) on Nov. 28, 2018*
- *Recorded her 400th career win as a collegiate coach in Auburn's 68-58 win over Hofstra on Dec. 9, 2012*
- *Won her 500th game as a collegiate coach with victory over Louisiana-Lafayette on Nov. 25, 2018*
- *Picked up first SEC win in 50-47 win over #23 Arkansas in 2013*
- *Earned second win over ranked opponent at Auburn and snapped 21-game skid to #16 Vanderbilt with 68-62 win in Nashville on Feb. 13, 2014*
- *Picked up first top-10 win with a 66-61 victory over #7 Kentucky on Jan. 3, 2016*
- *Has 283 wins as a head coach and 251 as an assistant for a .610 winning percentage over 28 years as a collegiate coach*
- *Has been part of six conference championships and 21 post-season appearances as an assistant and head coach*
- *2010 Black Coaches Association Coach of the Year*
- *Served as an assistant coach for Team USA that won a gold medal at the 2011 World University Games in Shenzhen, China*
- *Coached teams to 15 NCAA Tournament appearances, nine as an assistant and six as a head coach*
- *Has coached 25 players that have gone on to the professional ranks, including seven in the WNBA*
- *As an assistant, helped coach Georgia to an NCAA Final Four appearance and two NCAA Elite Eight appearances*
- *Coached three Georgetown players to three all-conference honors and one All-America award*
- *Has a 622-384 record in 33 seasons as a head coach, assistant coach and player*
- *Helped coach Georgetown to a Big East title in 1992*
- *As an assistant coach at Southwest Missouri State, helped the team to two straight NCAA Tournaments and two consecutive Missouri Valley Conference Tournament titles*

All-time record as player and coach:	622-385 (.621)	33 seasons
Record as collegiate player:	88-36 (.709)	4 seasons
Record as collegiate coach:	534-349 (.607)	29 seasons
Record as collegiate assistant coach:	251-117 (.683)	12 seasons
Record as collegiate head coach:	283-234 (.548)	17 seasons
Record as Auburn head coach:	140-130 (.519)	9 seasons

Williams-Flournoy Year-by-Year

Penn State, Player (1987-91)

Year	Record	Conf.	Other Information
1987-88	20-13	11-7	NCAA Second Round
1988-89	14-14	12-6	
1989-90	25-7	15-3	NCAA Second Round
1990-91	29-2	17-1	NCAA Second Round

Georgetown, Assistant Coach (1992-96)

Year	Record	Conf.	Other Information
1992-93	23-7	15-3	Big East Champions NCAA Sweet 16
1993-94	12-15	6-12	
1994-95	11-17	6-12	
1995-96	12-15	7-11	

Georgia, Assistant Coach (1996-2002)

Year	Record	Conf.	Other Information
1996-97	25-6	11-1	SEC Champions NCAA Elite Eight
1997-98	17-11	8-6	NCAA First Round
1998-99	27-7	9-5	NCAA Final Four
1999-2000	32-4	13-1	SEC Champions NCAA Elite Eight
2000-01	27-6	11-3	SEC Tournament Champions NCAA Second Round
2001-02	19-11	6-8	NCAA First Round

Southwest Missouri State, Assistant Coach (2002-04)

Year	Record	Conf.	Other Information
2002-03	18-13	11-7	MVC Tournament Champions NCAA First Round
2003-04	28-4	16-2	Missouri Valley Champions MVC Tournament Champions NCAA First Round

Georgetown, Head Coach (2004-12)

Year	Record	Conf.	Other Information
2004-05	12-16	7-9	
2005-06	10-17	3-13	
2006-07	13-16	3-13	
2007-08	15-14	5-11	
2008-09	20-14	7-9	WNIT Quarterfinals
2009-10	26-7	13-3	NCAA Second Round
2010-11	24-11	9-7	NCAA Sweet 16
2011-12	23-9	11-5	NCAA Second Round

Auburn, Head Coach (2012-present)

Year	Record	Conf.	Other Information
2012-13	19-15	5-11	WNIT Quarterfinals
2013-14	19-15	7-9	WNIT Third Round
2014-15	13-18	3-13	
2015-16	20-13	8-8	NCAA Second Round
2016-17	17-15	7-9	NCAA First Round
2017-18	14-15	5-11	
2018-19	22-10	9-7	NCAA First Round
2019-20	11-18	4-12	
2020-21	5-11	0-8	



Alycia REESE

#0

Junior • Guard • 5-9

Columbus, Ga.

Carver HS | Chattahoochee Valley CC (Ala.)

- Scored season-best 10 points on 4-6 shooting, hit Auburn's only two 3-pointers at Houston (12/5)
- Hit four free throws, had one rebound in Auburn debut vs. USC Upstate (11/25)
- Signed with Auburn in the spring of 2020
- Played two seasons at CVCC in Phenix City; appeared in all 24 games as a sophomore in 2019-20; first-team all-conference selection
- Led CVCC with 12.8 points along with 3.8 rebounds, 1.6 assists, 1.5 steals per game in 2019-20
- All-state selection at Carver HS as a junior in 2017; led team to state runner-up finish
- Has a 3-year-old son, Andrew

SEASON/CAREER HIGHS

Points	10	at Houston	12/5/20
Rebounds	4	vs. Kentucky	1/21/21
Assists	1	3x; last vs. Texas A&M	1/28/21
Blocks			
Steals	1	2x; last at Alabama	1/24/21
Field Goals	4	at Houston	12/5/20
Field Goal Attempts	6	2x; last at Alabama	1/24/21
3-Point Field Goals	2	at Houston	12/5/20
3-Point FG Attempts	5	at Alabama	1/24/21
Free Throws	4	vs. USC Upstate	11/25/20
Free Throw Attempts	4	vs. USC Upstate	11/25/20

Opponent	Start	Min.	FG-A	3PT-A	FT-A	O-D-T	PF	Ast.	TO	Blk.	St.	Pts.
USC UPSTATE		4	0-1	0-1	4-4	0-1-1	1	0	0	0	0	4
SAMFORD						--DNP--						
GARDNER-WEBB		9	1-1	0-0	0-0	0-0-0	0	0	1	0	0	2
at Houston		16	4-6	2-3	0-0	0-1-1	0	1	1	0	1	10
SOUTH ALABAMA						--DNP--						
STEPHEN F. AUSTIN						--DNP--						
NORTH FLORIDA						--DNP--						
BELMONT						--DNP--						
at LSU		8	0-0	0-0	2-2	0-1-1	0	0	0	0	0	2
GEORGIA		5	0-0	0-0	0-0	0-0-0	0	0	0	0	0	0
at Ole Miss		4	0-2	0-2	0-0	0-0-0	0	1	0	0	0	0
at Florida						--DNP--						
KENTUCKY		21	1-4	1-4	0-0	1-3-4	1	0	2	0	0	3
at Alabama		19	1-6	1-5	0-0	1-0-1	3	0	1	0	1	3
TEXAS A&M		8	0-2	0-2	0-0	0-0-0	0	1	0	0	0	0
at Arkansas		4	0-0	0-0	0-0	1-0-1	0	0	0	0	0	0
SOUTH CAROLINA												
MISSOURI												
at Georgia												
ALABAMA												
at Mississippi State												
ARKANSAS												
at Tennessee												

REESE'S CAREER STATISTICS (at Auburn)

Season	gp-gs	min/avg	Total		3-Point		F-Throws		Rebounds				Scoring							
			fg-fga	pct	fg-fga	pct	ft-fga	pct	off	def	tot	avg	pf	fo	ast	to	blk	stl	pts	avg
2020-21	10-0	97/9.7	7-22	.318	4-17	.235	6-6	1.000	3	6	9	0.9	5	0	3	5	0	2	24	2.4
TOTAL	10-0	97/9.7	7-22	.318	4-17	.235	6-6	1.000	3	6	9	0.9	5	0	3	5	0	2	24	2.4



Keya PATTON

#1

Junior • Guard • 5-6

Indianapolis, Ind.

Cathedral HS | Wabash Valley College (Ill.)

- Made first Auburn start vs. Georgia (1/3); scored 12 points in season-high 27 minutes
- Scored 14 points off the bench in win over Gardner-Webb (12/1)
- Scored 6 points, had 5 rebounds and 2 steals in Auburn debut vs. USC Upstate (11/25)
- Two-time NJCAA All-American at Wabash Valley College; first-team in 2020, third-team in 2019; 2020 regional player of the year
- Scored over 1,000 points in two junior college seasons; set school record with 46 points vs. Olney Central College
- Averaged 20.8 points, 6.8 rebounds, 6.4 assists and 2.9 steals as a sophomore; had 10 double-doubles and a triple double
- Led Wabash Valley to 63-3 record in two seasons; sophomore postseason run cut short by pandemic
- Scored over 1,700 points in four-year high school career at Cathedral HS in Indianapolis; two-time first-team all-state selection

SEASON/CAREER HIGHS

Points	14	vs. Gardner-Webb	12/1/20
Rebounds	5	vs. USC Upstate	11/25/20
Assists	2	2x; last vs. Texas A&M	1/28/21
Blocks			
Steals	2	3x; last at Arkansas	1/31/21
Field Goals	5	2x; last at Arkansas	1/31/21
Field Goal Attempts	16	at Arkansas	1/31/21
3-Point Field Goals	3	vs. Samford	11/28/20
3-Point FG Attempts	7	2x; last vs. Texas A&M	1/28/21
Free Throws	6	vs. Georgia	1/3/21
Free Throw Attempts	7	vs. Georgia	1/3/21

Opponent	Start	Min.	FG-A	3PT-A	FT-A	O-D-T	PF	Ast.	TO	Blk.	St.	Pts.
USC UPSTATE		18	2-6	1-2	1-2	2-3-5	0	1	1	0	2	6
SAMFORD		20	3-9	3-7	0-0	0-1-1	2	0	1	0	0	9
GARDNER-WEBB		16	5-9	0-2	4-6	1-0-1	0	2	0	0	1	14
at Houston		22	2-10	0-2	2-2	1-0-1	2	1	2	0	2	6
SOUTH ALABAMA						--DNP--						
STEPHEN F. AUSTIN		11	0-2	0-0	0-0	0-2-2	1	0	0	0	0	0
NORTH FLORIDA		3	0-0	0-0	0-0	0-0-0	1	0	2	0	0	0
BELMONT		10	0-1	0-1	0-0	0-0-0	1	1	2	0	0	0
at LSU		24	1-4	1-3	0-0	1-1-2	3	0	2	0	1	3
GEORGIA	*	27	3-9	0-1	6-7	2-1-3	1	0	2	0	1	12
at Ole Miss	*	28	2-6	2-4	0-0	0-2-2	2	1	2	0	0	6
at Florida						--DNP--						
KENTUCKY						--DNP--						
at Alabama						--DNP--						
TEXAS A&M	*	30	1-8	0-7	3-3	0-1-1	0	2	0	0	0	5
at Arkansas	*	32	5-16	0-2	0-0	1-1-2	2	1	1	0	2	10
SOUTH CAROLINA												
MISSOURI												
at Georgia												
ALABAMA												
at Mississippi State												
ARKANSAS												
at Tennessee												

PATTON'S CAREER STATISTICS (at Auburn)

Season	gp-gs	min/avg	Total		3-Point		F-Throws		Rebounds				Scoring							
			fg-fga	pct	fg-fga	pct	ft-fta	pct	off	def	tot	avg	pf	fo	ast	to	blk	stl	pts	avg
2020-21	12-4	264/22.0	24-80	.300	7-31	.226	16-20	.800	8	12	20	1.7	15	0	9	15	0	9	71	5.9
TOTAL	12-4	264/22.0	24-80	.300	7-31	.226	16-20	.800	8	12	20	1.7	15	0	9	15	0	9	71	5.9



Sania WELLS

#2

Sophomore • Guard • 5-7

Moss Point, Miss.

East Central HS

- Career-high 11 points, 3-6 on 3FG in 25 minutes off the bench in win over South Alabama (12/13)
- Scored 7 points in season-opener vs. USC Upstate (11/25)
- Played in 25 games as a freshman, averaging 8.6 minutes/game
- Averaged 1.6 points, 0.8 rebounds, 0.5 assists in 2019-20
- Scored season-high 8 points at Mississippi State (1/30/20) in return to her home state; career-high 21 minutes off the bench
- Ranked as No. 27 point guard nationally out of high school by ESPN HoopGurlz
- USA Today All-Mississippi Team as HS senior
- Averaged 27 points, 5 rebounds, 4 steals as HS senior

SEASON HIGHS

Points	11	vs. South Alabama	12/13/20
Rebounds	5	at Florida	1/17/21
Assists	2	2x; last vs. South Alabama	12/13/20
Blocks			
Steals	1	5x; last at Florida	1/17/21
Field Goals	3	2x; last vs. South Alabama	12/13/20
Field Goal Attempts	11	at Florida	1/17/21
3-Point Field Goals	3	vs. South Alabama	12/13/20
3-Point FG Attempts	6	vs. South Alabama	12/13/20
Free Throws	3	vs. Belmont	12/20/20
Free Throw Attempts	4	3x; last vs. Belmont	12/20/20


Opponent	Start	Min.	FG-A	3PT-A	FT-A	O-D-T	PF	Ast.	TO	Blk.	St.	Pts.
USC UPSTATE		12	3-6	1-3	0-0	0-0-0	0	1	0	0	0	7
SAMFORD		3	0-0	0-0	0-0	0-0-0	0	0	0	0	0	0
GARDNER-WEBB		14	0-2	0-1	2-2	0-1-1	3	2	2	0	1	2
at Houston		16	0-5	0-1	0-0	1-0-1	1	0	0	0	0	0
SOUTH ALABAMA		25	3-10	3-6	2-4	1-0-1	0	2	2	0	0	11
STEPHEN F. AUSTIN		19	1-6	0-3	2-4	0-0-0	3	0	1	0	1	4
NORTH FLORIDA		13	2-5	2-4	0-0	0-0-0	1	2	0	0	0	6
BELMONT		23	2-7	1-3	3-4	0-0-0	0	1	2	0	0	8
at LSU	*	16	0-5	0-3	0-0	0-2-2	2	1	2	0	1	0
GEORGIA		10	0-1	0-0	0-0	0-0-0	0	0	1	0	0	0
at Ole Miss		11	1-4	0-0	2-2	0-0-0	0	1	0	0	1	4
at Florida		26	2-11	0-2	1-2	2-3-5	1	0	2	0	1	5
KENTUCKY		13	0-4	0-2	0-0	0-0-0	0	0	1	0	0	0
at Alabama		9	0-4	0-1	0-0	0-2-2	1	0	1	0	0	0
TEXAS A&M		4	0-1	0-1	0-0	0-0-0	1	0	0	0	0	0
at Arkansas		7	0-1	0-0	0-0	1-0-1	4	1	1	0	0	0
SOUTH CAROLINA												
MISSOURI												
at Georgia												
ALABAMA												
at Mississippi State												
ARKANSAS												
at Tennessee												

CAREER HIGHS

Points	11	vs. South Alabama	12/13/20
Rebounds	5	at Florida	1/17/21
Assists	3	vs. Middle Tennessee	11/29/19
Blocks			
Steals	2	vs. Alabama	1/12/20
Field Goals	3	3x; last vs. South Alabama	12/13/20
Field Goal Attempts	11	at Florida	1/17/21
3-Point Field Goals	3	vs. South Alabama	12/13/20
3-Point FG Attempts	6	vs. South Alabama	12/13/20
Free Throws	3	vs. Belmont	12/20/20
Free Throw Attempts	4	4x; last vs. Belmont	12/20/20

WELLS' CAREER STATISTICS

Season	gp-gs	min/avg	Total		3-Point		F-Throws		Rebounds				Scoring							
			fg-fga	pct	fg-fga	pct	ft-fa	pct	off	def	tot	avg	pf	fo	ast	to	blk	stl	pts	avg
2019-20	25-0	214/8.6	14-47	.298	3-17	.176	10-14	.714	5	15	20	0.8	26	0	13	17	0	5	41	1.6
2020-21	16-1	216/13.5	14-72	.194	7-30	.233	12-18	.667	5	8	13	0.8	17	0	11	15	0	5	47	2.9
TOTAL	41-1	430/10.5	28-119	.235	10-47	.213	22-32	.688	10	23	33	0.8	43	0	24	32	0	10	88	2.1



Annie HUGHES

#3

Sophomore • Guard • 5-9

Dutton, Ala.

Pisgah HS

- Career-high 17 points, 7 rebounds, 3 steals in win over North Florida (12/17)
- Season-high 11 points, career-high three 3-pointers in win over South Alabama (12/13)
- Scored 6 points in first five minutes vs. Gardner-Webb (12/1); also added 4 rebounds, 1 assists, 1 steal
- Appeared in all 29 games as a freshman, earning 7 starts
- Averaged 3.6 points, 1.3 rebounds, 0.7 assists, 0.5 steals while playing 16.8 minutes/game
- Shot 45.2% from the field (42-93) and 34.2% (13-38) from 3-point range as a freshman
- Earned start in first collegiate game vs. Wofford (11/6/19); scored 10 points along with 4 assists and 3 steals
- 2019 Alabama Miss Basketball, first to attend Auburn since Whitney Boddie in 2005
- Averaged 21.4 points, 7.0 rebounds, 4.2 assists, 3.5 steals as HS senior; led Pisgah HS to back-to-back state titles in '18 and '19

SEASON HIGHS

Points	17 vs. North Florida	12/17/20
Rebounds	7 vs. North Florida	12/17/20
Assists	1 8x; last at Alabama	1/24/21
Blocks	1 2x; last at Alabama	1/24/21
Steals	3 vs. North Florida	12/17/20
Field Goals	7 vs. North Florida	12/17/20
Field Goal Attempts	16 vs. North Florida	12/17/20
3-Point Field Goals	3 2x; last vs. North Florida	12/17/20
3-Point FG Attempts	8 vs. North Florida	12/17/20
Free Throws	2 vs. Gardner-Webb	12/1/20
Free Throw Attempts	3 vs. Samford	11/28/20

Opponent	Start	Min.	FG-A	3PT-A	FT-A	O-D-T	PF	Ast.	TO	Blk.	St.	Pts.
USC UPSTATE	*	10	0-1	0-0	0-0	1-0-1	0	0	0	0	0	0
SAMFORD	*	21	2-7	0-3	1-3	1-0-1	2	1	1	0	1	5
GARDNER-WEBB	*	20	2-4	0-0	2-2	1-3-4	1	1	1	0	1	6
at Houston		13	0-0	0-0	0-0	1-2-3	0	1	1	0	0	0
SOUTH ALABAMA	*	32	4-8	3-5	0-0	0-3-3	3	0	0	0	2	11
STEPHEN F. AUSTIN	*	25	2-4	0-2	1-2	3-0-3	2	0	0	0	2	5
NORTH FLORIDA	*	31	7-16	3-8	0-0	4-3-7	3	1	1	0	3	17
BELMONT	*	25	3-6	1-2	0-0	2-2-4	2	1	3	1	1	7
at LSU		6	1-1	0-0	0-0	0-0-0	0	0	2	0	0	2
GEORGIA		23	1-2	0-0	1-2	0-3-3	1	0	3	0	1	3
at Ole Miss		12	0-0	0-0	0-0	0-1-1	0	1	1	0	2	0
at Florida	*	30	2-10	1-5	1-2	1-2-3	1	1	0	0	1	6
KENTUCKY	*	17	1-2	0-1	1-1	0-0-0	1	0	0	0	1	3
at Alabama	*	18	0-0	0-0	0-0	2-1-3	0	1	1	1	0	0
TEXAS A&M		2	0-1	0-1	0-0	0-0-0	1	0	1	0	0	0
at Arkansas		5	0-0	0-0	0-0	0-1-1	0	0	0	0	0	0
SOUTH CAROLINA												
MISSOURI												
at Georgia												
ALABAMA												
at Mississippi State												
ARKANSAS												
at Tennessee												

CAREER HIGHS

Points	17 vs. North Florida	12/17/20
Rebounds	7 2x; last vs. North Florida	12/17/20
Assists	4 vs. Wofford	11/6/19
Blocks	1 2x; last at Alabama	1/24/21
Steals	3 2x; last vs. North Florida	12/17/20
Field Goals	7 vs. North Florida	12/17/20
Field Goal Attempts	16 vs. North Florida	12/17/20
3-Point Field Goals	3 2x; last vs. North Florida	12/17/20
3-Point FG Attempts	8 vs. North Florida	12/17/20
Free Throws	2 2x; last vs. Gardner-Webb	12/1/20
Free Throw Attempts	4 vs. Middle Tennessee	11/29/19

HUGHES' CAREER STATISTICS

Season	gp-gs	min/avg	Total		3-Point		F-Throws		Rebounds				Scoring							
			fg-fga	pct	fg-fga	pct	ft-fga	pct	off	def	tot	avg	pf	fo	ast	to	blk	stl	pts	avg
2019-20	29-7	491/16.9	42-93	.452	13-38	.342	6-13	.462	20	17	37	1.3	29	0	19	21	0	14	103	3.6
2020-21	16-10	287/17.9	25-62	.403	8-27	.296	7-12	.583	16	21	37	2.3	17	0	8	15	2	15	65	4.1
TOTAL	45-17	778/17.3	67-155	.432	21-65	.323	13-25	.520	36	38	74	1.6	46	0	27	36	2	29	168	3.7



Riley DONAHUE

#4

Freshman • Guard • 5-10

Atlanta, Ga.

Marist School

- Hit first collegiate shot attempt, a 3-pointer, in final minute vs. Gardner-Webb (12/1)
- Made collegiate debut with one minute of action vs. USC Upstate (11/25)
- Joined Auburn as a walk-on in summer of 2020
- Was a GHSA first-team all-region selection as a senior

SEASON/CAREER HIGHS

Points	3	vs. Gardner-Webb	12/1/20
Rebounds			
Assists			
Blocks			
Steals			
Field Goals	1	vs. Gardner-Webb	12/1/20
Field Goal Attempts	1	vs. Gardner-Webb	12/1/20
3-Point Field Goals	1	vs. Gardner-Webb	12/1/20
3-Point FG Attempts	1	vs. Gardner-Webb	12/1/20
Free Throws			
Free Throw Attempts			

Opponent	Start	Min.	FG-A	3PT-A	FT-A	O-D-T	PF	Ast.	TO	Blk.	St.	Pts.
USC UPSTATE		1	0-0	0-0	0-0	0-0-0	0	0	0	0	0	0
SAMFORD						--DNP--						
GARDNER-WEBB		2	1-1	1-1	0-0	0-0-0	0	0	1	0	0	3
at Houston						--DNP--						
SOUTH ALABAMA		1	0-0	0-0	0-0	0-0-0	1	0	0	0	0	0
STEPHEN F. AUSTIN						--DNP--						
NORTH FLORIDA						--DNP--						
BELMONT						--DNP--						
at LSU						--DNP--						
GEORGIA						--DNP--						
at Ole Miss						--DNP--						
at Florida						--DNP--						
KENTUCKY						--DNP--						
at Alabama						--DNP--						
TEXAS A&M						--DNP--						
at Arkansas						--DNP--						
SOUTH CAROLINA						--DNP--						
at Georgia												
ALABAMA												
at Mississippi State												
ARKANSAS												
at Tennessee												

DONAHUE'S CAREER STATISTICS

Season	gp-gs	min/avg	Total		3-Point		F-Throws		Rebounds				Scoring							
			fg-fga	pct	fg-fga	pct	ft-fta	pct	off	def	tot	avg	pf	fo	ast	to	blk	stl	pts	avg
2020-21	3-0	2/0.7	1-1	1.000	1-1	1.000	0-0	.000	0	0	0	0.0	1	0	0	1	0	0	3	1.0
TOTAL	3-0	2/0.7	1-1	1.000	1-1	1.000	0-0	.000	0	0	0	0.0	1	0	0	1	0	0	3	1.0



Aicha COULIBALY

#5

Freshman • Guard/Forward • 6-0

Mali

IMG Academy (Fla.)

- Led Auburn with season-high 12 points along with 5 rebounds at LSU (12/31)
- Scored 10 points along with 6 rebounds in win over Gardner-Webb (12/1)
- Earned start in first collegiate game vs. USC Upstate (11/25); finished with 4 points, 6 rebounds, 2 assists
- Played for Mali's national team at FIBA U16 African Championships in 2017, leading her team to tournament championship
- Named tournament MVP after scoring 21.8 points/game in that event
- Played high school basketball at IMG Academy in Florida
- Is Auburn's third women's basketball player from Africa, along with Crispina Correia (Cape Verde, 2001-03) and Khady Dieng (Senegal, 2013-17)

SEASON/CAREER HIGHS

Points	12	at LSU	12/31/20
Rebounds	6	vs. Gardner-Webb	12/1/20
Assists	2	2x; last at Houston	12/5/20
Blocks	2	at Florida	1/17/21
Steals	2	vs. Georgia	1/2/21
Field Goals	4	2x; last at LSU	12/31/20
Field Goal Attempts	8	2x; last at LSU	12/31/20
3-Point Field Goals	1	at LSU	12/31/20
3-Point FG Attempts	3	at LSU	12/31/20
Free Throws	3	at LSU	12/31/20
Free Throw Attempts	6	vs. Gardner-Webb	12/1/20

Opponent	Start	Min.	FG-A	3PT-A	FT-A	O-D-T	PF	Ast.	TO	Blk.	St.	Pts.
USC UPSTATE	*	19	2-8	0-2	0-0	1-5-6	2	2	2	1	1	4
SAMFORD	*	15	2-5	0-2	0-0	2-2-4	1	1	0	0	0	4
GARDNER-WEBB	*	22	4-7	0-1	2-6	3-3-6	1	0	1	0	0	10
at Houston	*	12	0-2	0-0	0-2	1-2-3	3	2	1	1	0	0
SOUTH ALABAMA						--DNP--						
STEPHEN F. AUSTIN		19	2-5	0-2	0-1	0-4-4	1	1	2	1	1	4
NORTH FLORIDA		9	0-3	0-1	2-2	1-1-2	0	0	0	0	0	2
BELMONT		8	1-4	0-0	0-0	1-0-1	1	0	0	0	0	2
at LSU		24	4-8	1-3	3-4	2-3-5	1	0	1	0	0	12
GEORGIA		24	3-7	0-1	0-1	0-2-2	2	0	1	1	2	6
at Ole Miss		15	2-6	0-0	0-0	1-1-2	1	1	1	0	0	4
at Florida		16	0-1	0-1	0-0	1-0-1	0	0	2	2	1	0
KENTUCKY		17	3-4	0-0	1-2	2-2-4	2	1	1	0	0	7
at Alabama		13	0-2	0-1	0-0	0-3-3	3	0	2	0	0	0
TEXAS A&M		24	3-6	0-2	0-0	1-2-3	2	1	1	0	1	6
at Arkansas		19	1-3	0-0	2-2	0-4-4	2	0	0	0	0	4
SOUTH CAROLINA												
MISSOURI												
at Georgia												
ALABAMA												
at Mississippi State												
ARKANSAS												
at Tennessee												

COULIBALY'S CAREER STATISTICS

Season	gp-gs	min/avg	Total		3-Point		F-Throws		Rebounds				Scoring							
			fg-fga	pct	fg-fga	pct	ft-fa	pct	off	def	tot	avg	pf	fo	ast	to	blk	stl	pts	avg
2020-21	15-4	254/16.9	27-71	.380	1-16	.063	10-20	.500	16	34	50	3.3	22	0	9	15	6	6	65	4.3
TOTAL	15-4	254/16.9	27-71	.380	1-16	.063	10-20	.500	16	34	50	3.3	22	0	9	15	6	6	65	4.3



Kiyae' WHITE

#10

Redshirt Junior • Forward • 6-2

Macungie, Pa.

Emmaus HS

- Made season debut vs. South Alabama; grabbed 3 rebounds in 4 minutes (12/13)
- Played in all 29 games as a redshirt sophomore, earning 14 starts; averaged 4.0 points, 4.8 rebounds in '19-20
- Shot 57.3% from the field (43-75) in 2019-20
- Scored career-high 15 points in season finale vs. Arkansas in 2020 SEC Tournament; also had 8 rebounds, 4 assists
- Had then-career high 12 points vs. St. Joseph's (11/24/19); was 3-4 from the field and 6-8 at FT line
- Career-high 11 rebounds in 2019-20 season-opener vs. Wofford while playing just 16 minutes
- Has two brothers that play in the NFL: Kevin White (49ers), Kyzir White (Chargers)

SEASON HIGHS

Points		
Rebounds		
3 vs. South Alabama		12/13/20
Assists		
Blocks		
Steals		
Field Goals		
Field Goal Attempts		
2 vs. South Alabama		12/13/20
3-Point Field Goals		
3-Point FG Attempts		
Free Throws		
Free Throw Attempts		


Opponent	Start	Min.	FG-A	3PT-A	FT-A	O-D-T	PF	Ast.	TO	Blk.	St.	Pts.
USC UPSTATE						--DNP--						
SAMFORD						--DNP--						
GARDNER-WEBB						--DNP--						
at Houston						--DNP--						
SOUTH ALABAMA		4	0-2	0-0	0-0	1-2-3	1	0	0	0	0	0
STEPHEN F. AUSTIN						--DNP--						
NORTH FLORIDA						--DNP--						
BELMONT						--DNP--						
at LSU						--DNP--						
GEORGIA						--DNP--						
at Ole Miss						--DNP--						
at Florida						--DNP--						
KENTUCKY						--DNP--						
at Alabama						--DNP--						
TEXAS A&M						--DNP--						
at Arkansas						--DNP--						
SOUTH CAROLINA												
MISSOURI												
at Georgia												
ALABAMA												
at Mississippi State												
ARKANSAS												
at Tennessee												

CAREER HIGHS

Points		
15 vs. Arkansas		3/5/20
Rebounds		
11 vs. Wofford		11/6/19
Assists		
4 vs. Wofford		11/6/19
Blocks		
1 8x; last at Mississippi State		1/30/20
Steals		
3 2x; last vs. Tennessee		3/1/20
Field Goals		
7 vs. Arkansas		3/5/20
Field Goal Attempts		
9 vs. Arkansas		3/5/20
3-Point Field Goals		
3-Point FG Attempts		
1 at South Carolina		2/13/20
Free Throws		
6 vs. St. Joseph's		11/24/19
Free Throw Attempts		
8 vs. St. Joseph's		11/24/19

WHITE'S CAREER STATISTICS

Season	gp-gs	min/avg	Total		3-Point		F-Throws		Rebounds				Scoring							
			fg-fga	pct	fg-fga	pct	ft-fta	pct	off	def	tot	avg	pf	fo	ast	to	blk	stl	pts	avg
2018-19	29-0	199/6.9	15-39	.385	0-0	.000	8-14	.571	23	28	51	1.8	27	0	9	10	1	2	38	1.3
2019-20	29-14	532/18.3	43-75	.573	0-1	.000	29-56	.518	47	93	140	4.8	63	0	21	36	10	24	115	4.0
2020-21	1-0	4/4.0	0-2	.000	0-0	.000	0-0	.000	1	2	3	3.0	1	0	0	0	0	0	0	0.0
TOTAL	59-14	735/12.5	58-116	.500	0-1	.000	37-70	.529	71	123	194	3.3	91	0	30	46	11	26	153	2.6



Romi LEVY

#11

Freshman • Forward • 6-2

Herzliya, Israel

Hof Hasharon HS

- Pulled down career-high 12 rebounds; missed double-double by 2 points at Arkansas (1/31)
- Had career-high 7 assists vs. Kentucky (1/21), most by an Auburn player so far in 2020-21
- Made second start at LSU, led team with 11 rebounds and 5 steals along with 8 points (12/31)
- Career-high 6 steals vs. Georgia (1/3)
- Career-high 12 points along with 5 rebounds in win over North Florida (12/17)
- Made collegiate debut vs. USC Upstate (11/25); finished with 8 points, 3 rebounds, 2 assists, 2 steals
- Competed in 2018 U18 Women's European Championships with Israeli national team
- Helped lead team to bronze medal, scoring 14 points in win over Lithuania and 13 points vs. Albania
- Completed mandatory national service in Israel before enrolling at Auburn

SEASON/CAREER HIGHS

Points	13	at Ole Miss	1/7/21
Rebounds	12	at Arkansas	1/31/21
Assists	7	vs. Kentucky	1/21/21
Blocks	2	2x; last at Houston	12/5/20
Steals	6	vs. Georgia	1/2/21
Field Goals	6	at Ole Miss	1/7/21
Field Goal Attempts	12	at LSU	12/31/20
3-Point Field Goals	2	vs. USC Upstate	11/25/20
3-Point FG Attempts	5	at Ole Miss	1/7/21
Free Throws	2	2x; last vs. North Florida	12/17/20
Free Throw Attempts	2	4x; last vs. South Alabama	12/13/20

Opponent	Start	Min.	FG-A	3PT-A	FT-A	O-D-T	PF	Ast.	TO	Blk.	St.	Pts.
USC UPSTATE		19	3-5	2-4	0-2	0-3-3	0	2	0	0	2	8
SAMFORD		26	2-5	1-3	1-2	1-2-3	2	1	2	0	3	6
GARDNER-WEBB		17	4-6	1-1	0-2	0-2-2	1	1	2	2	2	9
at Houston	*	15	0-2	0-1	0-0	0-1-1	2	0	2	2	0	0
SOUTH ALABAMA		24	3-6	0-2	2-2	4-3-7	1	3	2	0	3	8
STEPHEN F. AUSTIN		16	0-1	0-0	0-0	0-1-1	2	1	1	1	1	0
NORTH FLORIDA		19	5-11	2-4	0-0	2-3-5	2	1	1	0	1	12
BELMONT		14	1-4	0-2	0-0	2-1-3	2	0	2	0	1	2
at LSU	*	31	4-12	0-2	0-0	4-7-11	2	2	5	1	5	8
GEORGIA	*	34	0-7	0-4	0-0	0-3-3	2	0	2	0	6	0
at Ole Miss	*	33	6-10	1-5	0-0	0-4-4	3	2	0	0	2	13
at Florida	*	24	1-10	0-6	0-0	0-3-3	1	1	0	0	0	2
KENTUCKY	*	23	2-6	1-2	0-2	1-3-4	1	7	1	0	1	5
at Alabama	*	25	4-7	0-1	0-0	2-1-3	1	1	1	0	1	8
TEXAS A&M	*	16	2-6	2-5	0-0	1-3-4	4	2	0	0	0	6
at Arkansas	*	29	3-9	1-4	1-2	4-8-12	2	0	1	0	0	8
SOUTH CAROLINA												
at Georgia												
ALABAMA												
at Mississippi State												
ARKANSAS												
at Tennessee												

LEVY'S CAREER STATISTICS

Season	gp-gs	min/avg	Total		3-Point		F-Throws		Rebounds				Scoring							
			fg-fga	pct	fg-fga	pct	ft-fta	pct	off	def	tot	avg	pf	fo	ast	to	blk	stl	pts	avg
2020-21	16-9	359/22.4	40-107	.374	11-46	.239	4-12	.333	21	48	69	4.3	28	0	24	22	6	28	95	5.9
TOTAL	16-9	359/22.4	40-107	.374	11-46	.239	4-12	.333	21	48	69	4.3	28	0	24	22	6	28	95	5.9



Kira LOWERY

#13

Junior • Guard • 5-6

Memphis, Tenn.

Southwind HS | Dyersburg State CC (Tenn.)

- Led Auburn with career-high 5 assists, 3 steals in win over North Florida (12/17)
- Scored 12 points with team-best 4 assists, hit clutch free throws in win over Samford (11/28)
- Earned start in first Division I game vs. USC Upstate (11/25); finished with 4 points, 5 rebounds, 4 assists in team-best 24 minutes
- Was a third-team NJCAA All-American in 2020 at Dyersburg State CC in Tennessee
- Ranked third nationally in scoring with 23.3 points/game; second in the nation in steals with 4.0 points/game
- Led DSCC to a 24-8 record and 3rd-place finish in Tennessee Community College Athletic Association; named TCCAA's top offensive player
- Played high school ball at Southwind High School in Memphis; scored over 1,000 career points

SEASON/CAREER HIGHS

Points	12	vs. Samford	11/28/20
Rebounds	5	vs. USC Upstate	11/25/20
Assists	5	vs. North Florida	12/17/20
Blocks	1	2x; last vs. North Florida	12/17/20
Steals	3	vs. North Florida	12/17/20
Field Goals	4	vs. Samford	11/28/20
Field Goal Attempts	7	vs. South Alabama	12/13/20
3-Point Field Goals	1	vs. Samford	11/28/20
3-Point FG Attempts	2	vs. Samford	11/28/20
Free Throws	4	vs. South Alabama	12/13/20
Free Throw Attempts	5	vs. South Alabama	12/13/20

Opponent	Start	Min.	FG-A	3PT-A	FT-A	O-D-T	PF	Ast.	TO	Blk.	St.	Pts.
USC UPSTATE	*	24	1-2	0-0	2-2	0-5-5	0	4	4	0	0	4
SAMFORD	*	24	4-6	1-2	3-4	0-0-0	0	4	1	0	2	12
GARDNER-WEBB	*	19	1-4	0-0	1-1	1-0-1	0	0	1	0	0	3
at Houston	*	21	1-3	0-1	0-0	0-1-1	0	0	3	0	1	2
SOUTH ALABAMA	*	28	3-7	0-0	4-5	1-1-2	1	0	2	0	2	10
STEPHEN F. AUSTIN	*	20	1-2	0-0	0-0	0-1-1	4	1	4	1	2	2
NORTH FLORIDA	*	18	0-0	0-0	2-2	0-0-0	0	5	3	1	3	2
BELMONT	*	15	0-0	0-0	0-0	0-1-1	2	3	4	0	0	0
at LSU		2	0-0	0-0	0-0	0-0-0	0	0	2	0	0	0
GEORGIA		13	1-1	0-0	1-3	0-1-1	0	1	5	0	0	3
at Ole Miss		12	0-1	0-0	0-0	0-1-1	2	1	0	0	0	0
at Florida						--DNP--						
KENTUCKY						--DNP--						
at Alabama		5	0-0	0-0	0-0	0-1-1	1	1	1	0	1	0
TEXAS A&M		5	0-0	0-0	0-0	0-1-1	0	1	0	0	0	0
at Arkansas		15	2-4	0-1	0-0	0-0-0	2	1	1	0	2	4
SOUTH CAROLINA												
MISSOURI												
at Georgia												
ALABAMA												
at Mississippi State												
ARKANSAS												
at Tennessee												

LOWERY'S CAREER STATISTICS (at Auburn)

Season	gp-gs	min/avg	Total		3-Point		F-Throws		Rebounds				Scoring							
			fg-fga	pct	fg-fga	pct	ft-fta	pct	off	def	tot	avg	pf	fo	ast	to	blk	stl	pts	avg
2020-21	14-8	220/15.7	14-30	.467	1-4	.250	13-17	.765	2	13	15	1.1	12	0	22	30	2	13	42	3.0
TOTAL	14-8	220/15.7	14-30	.467	1-4	.250	13-17	.765	2	13	15	1.1	12	0	22	30	2	13	42	3.0



Jala JORDAN

#14

Redshirt Sophomore • Forward • 6-2

Philadelphia, Pa.

IMG Academy (Fla.) | West Virginia

- Made first career start vs. South Alabama (12/13); had career-high 3 blocks along with 6 points, 5 rebounds, 2 assists
- Led Auburn with 4 assists vs. Gardner-Webb; also scored 11 points and had 5 rebounds (12/1)
- Tied for team lead with 16 points off the bench in season-opener vs. USC Upstate (11/25); was 4-6 on 3-pointers
- Sat out 2019-20 season per NCAA rules after transferring to Auburn from West Virginia in the 2019 offseason
- Appeared in 25 games as a freshman for WVU, averaging 1.7 points and 1.4 rebounds while playing 6.4 minutes/game
- Had season-high 6 points and 2 blocks at Texas Tech
- Rated No. 14 wing in class of 2018 by ESPN HoopGurlz
- Graduated from IMG Academy; also played at St. Francis (Ga.) HS, leading them to two GHSA state titles

SEASON HIGHS

Points	16	vs. USC Upstate	11/25/20
Rebounds	8	vs. North Florida	12/17/20
Assists	4	vs. Gardner-Webb	12/1/20
Blocks	3	vs. South Alabama	12/13/20
Steals	2	at Houston	12/5/20
Field Goals	5	2x; last vs. Gardner-Webb	12/1/20
Field Goal Attempts	14	vs. Georgia	1/2/21
3-Point Field Goals	4	vs. USC Upstate	11/25/20
3-Point FG Attempts	6	2x; last vs. South Alabama	12/13/20
Free Throws	5	at Houston	12/5/20
Free Throw Attempts	5	at Houston	12/5/20

Opponent	Start	Min.	FG-A	3PT-A	FT-A	O-D-T	PF	Ast.	TO	Blk.	St.	Pts.
USC UPSTATE		20	5-9	4-6	2-2	3-0-3	0	0	2	0	1	16
SAMFORD		13	3-4	1-2	1-2	2-2-4	3	0	1	1	0	8
GARDNER-WEBB		23	5-10	0-4	1-1	1-4-5	4	4	0	1	1	11
at Houston		26	4-11	0-4	5-5	2-3-5	5	1	3	1	2	13
SOUTH ALABAMA	*	24	2-8	1-6	1-2	1-4-5	4	2	4	3	0	6
STEPHEN F. AUSTIN	*	12	3-8	1-2	1-1	1-1-2	0	0	0	0	0	8
NORTH FLORIDA	*	20	3-10	2-4	2-4	2-6-8	3	0	1	2	1	11
BELMONT	*	14	0-5	0-2	0-0	2-1-3	1	0	3	0	1	0
at LSU	*	20	1-10	0-5	1-2	1-3-4	3	0	1	1	0	3
GEORGIA	*	18	4-14	1-5	0-1	1-0-1	3	0	3	1	0	9
at Ole Miss	*	27	2-5	0-3	0-2	1-3-4	3	1	1	0	0	4
at Florida		7	0-2	0-1	0-0	0-1-1	1	0	1	0	0	0
KENTUCKY		12	4-9	3-5	0-0	0-1-1	1	0	0	0	0	11
at Alabama		13	3-6	2-3	0-0	0-2-2	2	3	3	1	1	8
TEXAS A&M		4	0-2	0-1	0-0	0-0-0	2	0	0	0	0	0
at Arkansas												--DNP--
SOUTH CAROLINA												
MISSOURI												
at Georgia												
ALABAMA												
at Mississippi State												
ARKANSAS												
at Tennessee												

CAREER HIGHS (incl. 18-19 at WVU)

Points	16	vs. USC Upstate	11/25/20
Rebounds	8	vs. North Florida	12/17/20
Assists	4	vs. Gardner-Webb	12/1/20
Blocks	3	vs. South Alabama	12/13/20
Steals	2	2x; last at Houston	12/5/20
Field Goals	5	2x; last vs. Gardner-Webb	12/1/20
Field Goal Attempts	14	vs. Georgia	1/2/21
3-Point Field Goals	4	vs. USC Upstate	11/25/20
3-Point FG Attempts	6	2x; last vs. South Alabama	12/13/20
Free Throws	5	at Houston	12/5/20
Free Throw Attempts	5	at Houston	12/5/20

JORDAN'S CAREER STATISTICS

Season	gp-gs	min/avg	Total		3-Point		F-Throws		Rebounds				Scoring							
			fg-fga	pct	fg-fga	pct	ft-fga	pct	off	def	tot	avg	pf	fo	ast	to	blk	stl	pts	avg
2018-19*	27-0	163/6.0	14-40	.350	4-11	.364	11-16	.688	8	21	29	1.1	21	0	3	5	8	8	43	1.6
2020-21	15-7	249/16.6	39-113	.345	15-53	.283	15-22	.682	17	31	48	3.2	35	1	11	23	11	7	108	7.2
TOTAL	15-7	249/16.6	39-113	.345	15-53	.283	15-22	.682	17	31	48	3.2	35	1	11	23	11	7	108	7.2



Unique THOMPSON

#20

Senior • Forward • 6-3

****2020 AP Honorable Mention All-American****

Theodore, Ala.

****2020 All-SEC First Team****

Faith Academy

- Preseason All-SEC First Team (media & coaches); 2021 Katrina McClain Award watch list; 2021 Wooden Award Preseason Top 30 watch list
- 2nd in Auburn history with 1,070 career rebounds; Auburn all-time leader with 53 career double-doubles
- Missed first three SEC games for medical reasons; returned to action at Florida (1/17) with 14 points, 14 rebounds
- Leads SEC and ranks second nationally in rebounds (13.6/game); is SEC active leader and 2nd nationally in career rebounds (1,051)
- 11 double-doubles this season, 53 in her career (as of 1/31); is SEC and national leader in active career double-doubles
- Had second 20-20 game of season with 20 points, 23 rebounds vs. Belmont (12/20); also grabbed 1,000th career rebound in game
- 26 points, 23 rebounds at Houston (12/5); first 20-20 game for Auburn since 2/17/1993 (Lauretta Freeman, 30 pts/21 rebs vs. Alabama)
- Career-high 5 steals vs. Samford (11/28) and South Alabama (12/13); added 4 more vs. Gardner-Webb (12/1)

SEASON HIGHS

Points	26	at Houston	12/5/20
Rebounds	23	2x; last vs. Belmont	12/20/20
Assists	4	at Florida	1/17/21
Blocks	2	2x; last vs. Kentucky	1/21/21
Steals	5	2x; last vs. South Alabama	12/13/20
Field Goals	10	at Houston	12/5/20
Field Goal Attempts	18	at Houston	12/5/20
3-Point Field Goals	1	vs. Texas A&M	1/28/21
3-Point FG Attempts	1	vs. Texas A&M	1/28/21
Free Throws	9	vs. South Alabama	12/13/20
Free Throw Attempts	10	vs. Samford	11/28/20

Opponent	Start	Min.	FG-A	3PT-A	FT-A	O-D-T	PF	Ast.	TO	Blk.	St.	Pts.
USC UPSTATE	*	22	7-9	0-0	2-2	4-3-7	3	0	1	0	2	16
SAMFORD	*	33	4-10	0-0	8-10	5-6-11	2	1	3	0	5	16
GARDNER-WEBB	*	20	9-12	0-0	3-4	5-7-12	2	0	1	0	4	21
at Houston	*	32	10-18	0-0	6-7	10-13-23	3	2	7	0	2	26
SOUTH ALABAMA	*	31	6-14	0-0	9-9	7-7-14	5	0	4	0	5	21
STEPHEN F. AUSTIN	*	34	3-9	0-0	5-8	3-11-14	3	1	1	2	4	11
NORTH FLORIDA	*	32	8-12	0-0	3-3	8-10-18	2	3	3	0	2	19
BELMONT	*	34	9-14	0-0	2-6	9-14-23	0	1	1	0	1	20
at LSU						--DNP--						
GEORGIA						--DNP--						
at Ole Miss						--DNP--						
at Florida	*	33	6-14	0-0	2-2	7-7-14	4	4	1	1	2	14
KENTUCKY	*	29	9-14	0-0	4-4	6-4-10	4	2	1	2	1	22
at Alabama	*	29	5-10	0-0	0-0	2-8-10	2	0	1	0	0	10
TEXAS A&M	*	36	7-10	1-1	3-3	3-4-7	3	0	6	0	3	18
at Arkansas	*	32	7-15	0-0	4-4	10-9-19	2	1	4	0	1	18
SOUTH CAROLINA												
MISSOURI												
at Georgia												
ALABAMA												
at Mississippi State												
ARKANSAS												
at Tennessee												

CAREER HIGHS

Points	31	at TCU	12/7/19
Rebounds	23	2x; last vs. Belmont	12/20/20
Assists	6	vs. Arkansas	1/5/20
Blocks	6	vs. Louisiana Tech	11/19/17
Steals	5	2x; last vs. South Alabama	12/13/20
Field Goals	12	at TCU	12/7/19
Field Goal Attempts	21	vs. Alabama	1/12/20
3-Point Field Goals	1	vs. Texas A&M	1/28/21
3-Point FG Attempts	1	vs. Texas A&M	1/28/21
Free Throws	10	at Ole Miss	1/31/19
Free Throw Attempts	12	at Ole Miss	1/31/19

THOMPSON'S CAREER STATISTICS

Season	gp-gs	min/avg	Total		3-Point		F-Throws		Rebounds				Scoring							
			fg-fga	pct	fg-fga	pct	ft-fta	pct	off	def	tot	avg	pf	fo	ast	to	blk	stl	pts	avg
2017-18	27-27	811/30.0	131-271	.483	0-0	.000	49-87	.563	112	115	227	8.4	63	0	28	66	21	32	311	11.5
2018-19	32-32	996/31.1	153-272	.563	0-0	.000	83-136	.610	143	187	330	10.3	71	1	35	63	20	57	389	12.2
2019-20	29-29	948/32.7	177-304	.582	0-0	.000	116-168	.690	128	203	331	11.4	63	0	51	81	12	48	470	16.2
2020-21	13-13	390/30.0	90-161	.559	1-1	1.000	51-62	.823	79	103	182	14.0	35	1	15	34	5	32	232	17.8
TOTAL	101-101	3145/31.1	551-1008	.547	1-1	1.000	299-453	.660	462	608	1070	10.6	232	2	129	244	58	169	1402	13.9



Alaina RICE

#22

Sophomore • Guard • 5-8

Rockledge, Fla.

IMG Academy | Florida A&M

- Made first Auburn start at LSU, finished with 5 points, 5 rebounds, 2 assists (12/31)
- Season-high 9 points, 2 steals, first two Auburn 3-pointers in win over North Florida (12/17)
- Matched career-high, led team with 5 assists in Auburn debut vs. USC Upstate (11/25)
- Transferred from Florida A&M to Auburn in 2020 offseason; granted immediate eligibility by NCAA in November 2020
- Named MEAC Rookie of the Year in 2020 after averaging 10.3 points, 4.7 rebounds, 2.4 assists in 27 games as a freshman
- Scored in double-figures 17 times, including a career-high 22 points at Howard

SEASON HIGHS

Points	13	vs. Texas A&M	1/28/21
Rebounds	5	at LSU	12/31/20
Assists	5	2x; last vs. Texas A&M	1/28/21
Blocks			
Steals	2	3x; last vs. Texas A&M	1/28/21
Field Goals	5	vs. Texas A&M	1/28/21
Field Goal Attempts	11	vs. Texas A&M	1/28/21
3-Point Field Goals	3	vs. Texas A&M	1/28/21
3-Point FG Attempts	7	vs. Texas A&M	1/28/21
Free Throws	4	2x; last at Arkansas	1/31/21
Free Throw Attempts	5	at Arkansas	1/31/21

Opponent	Start	Min.	FG-A	3PT-A	FT-A	O-D-T	PF	Ast.	TO	Blk.	St.	Pts.
USC UPSTATE		16	1-5	0-1	2-2	3-1-4	0	5	2	0	0	4
SAMFORD		11	0-1	0-0	1-2	2-0-2	0	1	1	0	0	1
GARDNER-WEBB		6	0-1	0-0	0-0	0-1-1	1	0	1	0	0	0
at Houston		3	0-1	0-0	0-0	0-0-0	0	0	0	0	0	0
SOUTH ALABAMA						--DNP--						
STEPHEN F. AUSTIN		20	0-3	0-1	4-4	0-0-0	4	1	6	0	1	4
NORTH FLORIDA		17	3-6	2-4	1-2	0-0-0	1	1	0	0	2	9
BELMONT		19	0-5	0-2	0-0	1-1-2	1	3	0	0	0	0
at LSU	*	24	2-6	1-1	0-0	4-1-5	3	2	4	0	1	5
GEORGIA	*	19	1-5	0-0	1-2	2-2-4	1	0	5	0	0	3
at Ole Miss	*	14	1-4	0-2	0-0	1-2-3	0	1	4	0	1	2
at Florida						--DNP--						
KENTUCKY		22	2-5	0-0	2-3	1-2-3	1	0	1	0	1	6
at Alabama		24	4-9	1-3	0-0	1-1-2	1	2	2	0	2	9
TEXAS A&M	*	32	5-11	3-7	0-0	0-3-3	3	5	1	0	2	13
at Arkansas	*	26	1-6	0-2	4-5	1-2-3	2	1	4	0	0	6
SOUTH CAROLINA												
MISSOURI												
at Georgia												
ALABAMA												
at Mississippi State												
ARKANSAS												
at Tennessee												

CAREER HIGHS (incl. 19-20 at FAMU)

Points	22	at Howard	1/25/20
Rebounds	11	at S.C. State	1/18/20
Assists	5	3x; last vs. Texas A&M	1/28/21
Blocks	2	at Howard	1/25/20
Steals	5	vs. Coppin State	1/13/20
Field Goals	7	at Bethune-Cookman	3/5/20
Field Goal Attempts	17	vs. Morgan State	1/11/20
3-Point Field Goals	5	at UMES	2/17/20
3-Point FG Attempts	8	at Howard	1/25/20
Free Throws	8	at Howard	1/25/20
Free Throw Attempts	15	at Howard	1/25/20

RICE'S CAREER STATISTICS

Season	gp-gs	min/avg	Total		3-Point		F-Throws		Rebounds				Scoring							
			fg-fga	pct	fg-fga	pct	ft-fta	pct	off	def	tot	avg	pf	fo	ast	to	blk	stl	pts	avg
2019-20*	27-23	731/27.1	91-286	.318	34-106	.321	63-99	.636	41	85	126	4.7	64	1	64	142	6	43	279	10.3
2020-21	14-5	251/17.9	20-68	.294	7-23	.304	15-20	.750	16	16	32	2.3	18	0	20	34	0	10	62	4.4
TOTAL	14-5	251/17.9	20-68	.294	7-23	.304	15-20	.750	16	16	32	2.3	18	0	20	34	0	10	62	4.4
All*	41-28	982/24.0	111-354	.314	41-129	.318	78-119	.655	57	101	158	3.9	82	1	84	176	6	53	341	8.3



Honesty SCOTT-GRAYSON

#23

RS Sophomore • Guard • 5-8

Brick, N.J.

Paul VI HS | Baylor

- Career-high 23 points at Ole Miss (1/7)
- Scored 16 points in back-to-back games vs. SFA and North Florida (12/16-17)
- 14 points, 7 rebounds, 5 steals in win over Gardner-Webb (12/1)
- Scored 7 points in Auburn debut vs. USC Upstate (11/25)
- Sat out the 2019-20 season under NCAA rules after transferring to Auburn from Baylor
- Played in 28 games as a freshman at Baylor, averaging 6.9 minutes/game, 2.5 points, 0.9 rebounds, 0.9 assists
- 2018 McDonald's All-American & 2018 Jordan Brand Classic All-American
- Ranked as No. 20 overall player and No. 3 guard by ESPN out of high school

SEASON HIGHS

Points	23	at Ole Miss	1/7/21
Rebounds	9	at LSU	12/31/20
Assists	4	2x; last at Alabama	1/24/21
Blocks	1	at LSU	12/31/20
Steals	5	2x; last at Alabama	1/24/21
Field Goals	9	at Ole Miss	1/7/21
Field Goal Attempts	16	4x; last at Alabama	1/24/21
3-Point Field Goals	4	vs. Texas A&M	1/28/21
3-Point FG Attempts	8	vs. Texas A&M	1/28/21
Free Throws	8	at Arkansas	1/31/21
Free Throw Attempts	8	2x; last at Arkansas	1/31/21

Opponent	Start	Min.	FG-A	3PT-A	FT-A	O-D-T	PF	Ast.	TO	Blk.	St.	Pts.
USC UPSTATE	*	17	3-8	0-0	1-1	0-1-1	0	2	1	0	1	7
SAMFORD	*	25	2-12	1-5	0-0	0-0-0	1	1	0	0	2	5
GARDNER-WEBB	*	21	6-13	0-1	2-5	2-5-7	3	3	0	0	5	14
at Houston	*	25	1-3	0-0	2-4	0-3-3	2	1	2	0	2	4
SOUTH ALABAMA	*	24	1-8	1-3	1-2	0-3-3	4	0	2	0	0	4
STEPHEN F. AUSTIN	*	25	7-16	1-5	1-3	1-2-3	3	2	4	0	2	16
NORTH FLORIDA	*	31	6-15	0-2	4-5	0-2-2	3	1	3	0	3	16
BELMONT	*	31	6-13	1-4	5-7	3-1-4	2	4	5	0	3	18
at LSU	*	34	4-12	0-0	0-0	2-7-9	3	2	1	1	2	8
GEORGIA	*	16	2-5	0-0	2-2	1-3-4	2	1	0	0	1	6
at Ole Miss	*	29	9-16	3-5	2-2	1-4-5	4	2	4	0	3	23
at Florida	*	31	6-14	2-5	4-4	1-4-5	1	2	1	0	2	18
KENTUCKY	*	29	4-16	0-4	2-2	2-6-8	4	1	3	0	3	10
at Alabama	*	34	5-16	0-4	7-8	0-3-3	1	4	1	0	5	17
TEXAS A&M	*	36	8-15	4-8	1-2	1-3-4	3	3	3	0	3	21
at Arkansas	*	32	4-13	1-5	8-8	0-4-4	2	3	1	0	1	17
SOUTH CAROLINA												
MISSOURI												
at Georgia												
ALABAMA												
at Mississippi State												
ARKANSAS												
at Tennessee												

CAREER HIGHS (incl. 18-19 at Baylor)

Points	23	at Ole Miss	1/7/21
Rebounds	9	at LSU	12/31/20
Assists	5	vs. St. Francis	11/8/18
Blocks	1	2x; last at LSU	12/31/20
Steals	5	2x; last at Alabama	1/24/21
Field Goals	9	at Ole Miss	1/7/21
Field Goal Attempts	16	4x; last at Alabama	1/24/21
3-Point Field Goals	4	vs. Texas A&M	1/28/21
3-Point FG Attempts	8	vs. Texas A&M	1/28/21
Free Throws	8	at Arkansas	1/31/21
Free Throw Attempts	8	2x; last at Arkansas	1/31/21

SCOTT-GRAYSON'S CAREER STATISTICS

Season	gp-gs	min/avg	Total		3-Point		F-Throws		Rebounds				Scoring							
			fg-fga	pct	fg-fga	pct	ft-fta	pct	off	def	tot	avg	pf	fo	ast	to	blk	stl	pts	avg
2018-19*	29-0	193/6.7	25-51	.490	5-11	.455	19-26	.731	10	15	25	0.9	26	1	24	24	3	9	74	2.6
2020-21	16-16	440/27.5	74-195	.379	14-51	.275	42-55	.764	14	51	65	4.1	37	0	32	31	1	38	204	12.8
TOTAL	16-16	440/27.5	74-195	.379	14-51	.275	42-55	.764	14	51	65	4.1	37	0	32	31	1	38	204	12.8
All*	45-16	633/14.1	99-246	.402	19-62	.306	61-81	.753	24	66	90	2.0	63	1	56	55	4	47	278	6.2



Carsen McFADDEN

#24

Freshman • Guard • 5-7

Fairview, Texas

Lovejoy HS

- Played 9 minutes vs. South Alabama; scored first 3 collegiate points and shared team lead with 3 assists (12/13)
- Made Auburn debut vs. USC Upstate (11/25); pulled down a rebound in final minute of game
- Joined Auburn as a walk-on in the summer of 2020
- All-state selection at Lovejoy HS as a senior and two-year team captain
- Owns high school records for rebounds in a single game (19), season (340) and career (1,047) and steals in a game (15), season (145) and career (418)
- Also competed in track & field
- Has a twin sister, Claire, who also attends Auburn

SEASON/CAREER HIGHS

Points	3 vs. South Alabama	12/13/20
Rebounds	1 3x; last at Florida	1/17/21
Assists	3 vs. South Alabama	12/13/20
Blocks		
Steals	1 vs. North Florida	12/17/20
Field Goals	1 vs. South Alabama	12/13/20
Field Goal Attempts	2 vs. South Alabama	12/13/20
3-Point Field Goals		
3-Point FG Attempts		
Free Throws	1 vs. South Alabama	12/13/20
Free Throw Attempts	2 vs. South Alabama	12/13/20

Opponent	Start	Min.	FG-A	3PT-A	FT-A	O-D-T	PF	Ast.	TO	Blk.	St.	Pts.
USC UPSTATE		1	0-0	0-0	0-0	0-1-1	0	0	0	0	0	0
SAMFORD						--DNP--						
GARDNER-WEBB		2	0-0	0-0	0-0	1-0-1	0	1	0	0	0	0
at Houston						--DNP--						
SOUTH ALABAMA		9	1-2	0-0	1-2	0-0-0	0	3	0	0	0	3
STEPHEN F. AUSTIN						--DNP--						
NORTH FLORIDA		2	0-1	0-0	0-0	0-0-0	0	0	0	0	1	0
BELMONT						--DNP--						
at LSU						--DNP--						
GEORGIA		4	0-0	0-0	0-0	0-0-0	0	0	1	0	0	0
at Ole Miss						--DNP--						
at Florida		2	0-0	0-0	0-0	1-0-1	0	0	0	0	0	0
KENTUCKY						--DNP--						
at Alabama						--DNP--						
TEXAS A&M						--DNP--						
at Arkansas						--DNP--						
SOUTH CAROLINA												
MISSOURI												
at Georgia												
ALABAMA												
at Mississippi State												
ARKANSAS												
at Tennessee												

McFADDEN'S CAREER STATISTICS

Season	gp-gs	min/avg	Total		3-Point		F-Throws		Rebounds				Scoring							
			fg-fga	pct	fg-fga	pct	ft-fa	pct	off	def	tot	avg	pf	fo	ast	to	blk	stl	pts	avg
2020-21	6-0	21/3.5	1-3	.333	0-0	.000	1-2	.500	2	1	3	0.5	0	0	4	1	0	1	3	0.5
TOTAL	6-0	21/3.5	1-3	.333	0-0	.000	1-2	.500	2	1	3	0.5	0	0	4	1	0	1	3	0.5



Morgan ROBINSON-NWAGWU

#30

Sophomore • Guard • 5-8

Norcross, Ga.

Norcross HS

- Scored career-high 9 points in first career start at Florida (1/17)
- Missed 3 games with ankle injury suffered in pregame warmups at Houston; returned to action vs. North Florida
- Career-high 4 steals; tied career-high with 6 points, 4 rebounds off the bench vs. USC Upstate (11/25)
- Played in all 29 games as a freshman; averaged 1.3 points, 1.3 rebounds, 1.5 assists, 0.7 steals in 10.9 minutes/game
- Scored season-high 6 points vs. Bethune-Cookman (12/15) and Florida (1/9)
- Season-high 4 rebounds twice, vs. ODU (11/14) and vs. Alabama (1/12)
- Recorded 3 rebounds, 2 assists, 2 steals at Missouri (2/27)
- Season-high 4 assists at TCU (12/7)
- Ranked as No. 28 guard nationally by ESPN HoopGurlz; first-team all-state selection at Norcross HS by Atlanta Journal-Constitution

SEASON HIGHS

Points	9	at Florida	1/17/21
Rebounds	4	vs. USC Upstate	11/25/20
Assists	6	at Ole Miss	1/7/21
Blocks	1	at LSU	12/31/20
Steals	4	vs. USC Upstate	11/25/20
Field Goals	3	vs. USC Upstate	11/25/20
Field Goal Attempts	6	at Florida	1/17/21
3-Point Field Goals	1	at Florida	1/17/21
3-Point FG Attempts	3	at Florida	1/17/21
Free Throws	4	at Florida	1/17/21
Free Throw Attempts	5	at Florida	1/17/21

Opponent	Start	Min.	FG-A	3PT-A	FT-A	O-D-T	PF	Ast.	TO	Blk.	St.	Pts.
USC UPSTATE		17	3-5	0-1	0-0	0-4-4	1	2	1	0	4	6
SAMFORD		9	0-1	0-1	0-0	0-0-0	1	1	2	0	1	0
GARDNER-WEBB		10	1-3	0-0	0-0	0-2-2	1	2	1	0	1	2
at Houston						--DNP--						
SOUTH ALABAMA						--DNP--						
STEPHEN F. AUSTIN						--DNP--						
NORTH FLORIDA		6	0-1	0-1	0-0	0-1-1	0	2	1	0	0	0
BELMONT		6	0-1	0-1	0-0	0-1-1	0	1	2	0	1	0
at LSU		13	0-2	0-1	0-0	0-0-0	1	0	2	1	0	0
GEORGIA		9	1-1	0-0	0-0	0-1-1	1	0	3	0	1	2
at Ole Miss		13	0-1	0-0	2-2	0-0-0	0	6	2	0	3	2
at Florida	*	31	2-6	1-3	4-5	1-2-3	2	2	6	0	1	9
KENTUCKY	*	18	1-4	0-1	2-2	1-1-2	0	2	4	0	0	4
at Alabama	*	11	0-2	0-1	0-0	0-1-1	0	1	1	0	0	0
TEXAS A&M		2	0-1	0-0	0-0	0-0-0	0	0	2	0	0	0
at Arkansas						--DNP--						
SOUTH CAROLINA												
at Georgia												
ALABAMA												
at Mississippi State												
ARKANSAS												
at Tennessee												

CAREER HIGHS

Points	9	at Florida	1/17/21
Rebounds	4	3x; last vs. USC Upstate	11/25/20
Assists	6	at Ole Miss	1/7/21
Blocks	1	3x; last at LSU	12/31/20
Steals	4	vs. USC Upstate	11/25/20
Field Goals	3	2x; last vs. USC Upstate	11/25/20
Field Goal Attempts	12	vs. Florida	1/9/20
3-Point Field Goals	1	3x; last at Florida	1/17/21
3-Point FG Attempts	5	vs. Florida	1/9/20
Free Throws	4	at Florida	1/17/21
Free Throw Attempts	5	at Florida	1/17/21

ROBINSON-NWAGWU'S CAREER STATISTICS

Season	gp-gs	min/avg	Total		3-Point		F-Throws		Rebounds				Scoring							
			fg-fga	pct	fg-fga	pct	ft-fa	pct	off	def	tot	avg	pf	fo	ast	to	blk	stl	pts	avg
2019-20	29-0	314/10.8	13-64	.203	2-10	.200	11-21	.524	13	25	38	1.3	32	1	44	46	2	19	39	1.3
2020-21	12-3	146/12.2	8-28	.286	1-10	.100	8-9	.889	2	13	15	1.3	7	0	19	27	1	12	25	2.1
TOTAL	41-3	460/11.2	21-92	.228	3-20	.150	19-30	.633	15	38	53	1.3	39	1	63	73	3	31	64	1.6

Game 4: Dec. 5, 2020
Houston 71, Auburn 61
Fertitta Center
Houston, Texas

Official Basketball Box Score - Game Totals - Final Statistics
Auburn vs Houston
12/05/20 12:00 pm at Houston, TX

Box score table for Auburn 61 vs Houston 71. Columns include Player, FG, 3-Ptr, Rebounds, PF, TP, A, TO, Blk, Stl, Min. Total: 22-61 2-12 15-20 18 27 45 18 61 9 23 4 10 200

1st FG %: 31.2 25.0% 2nd: 4.17 23.5% 3rd: 7.14 50.0% 4th: 8.18 44.4% Game: 22.61 35.1% Deadball
3FG %: 9.1 0.0% 0.0 0.0 1.4 25.0% 1.2 16.7% 15.7% Rebounds
FT %: 3.6 50.0% 0.0% 0.0 80.0%

Houston 71 • 2-1,0-A AC

Box score table for Houston 71 vs Auburn 61. Columns include Player, FG, 3-Ptr, Rebounds, PF, TP, A, TO, Blk, Stl, Min. Total: 26-64 10-30 9-12 12 22 34 21 71 17 11 1 11 200

1st FG %: 30.3 39.1% 2nd: 5.14 33.3% 3rd: 3.17 42.1% 4th: 4.10 40.0% Game: 26.64 45.9% Deadball
3FG %: 9.1 27.3% 2.6 15.7% 1.0 33.3% 1.2 16.7% 15.7% Rebounds
FT %: 3.2 50.0% 0.0 0.0 8.0 80.0%

Officials: Puelken/Sporlock/Welsh, Tom Danaheer, Joseph Vassily
Technical fouls: Auburn-None; Houston-None.

Score by periods table for Auburn vs Houston. Columns: 1st, 2nd, 3rd, 4th, Total. Auburn: 9 8 23 21 61. Houston: 22 12 20 17 71.

Last FG - AU 4th-00:55, UH 4th-00:43.
Largest lead - AU None, UH by 17 2nd-03:53.
AU led for 00:00, UH led for 38:15. Game was tied for 01:25.

Game 5: Dec. 13, 2020
Auburn 74, South Alabama 66
Auburn Arena
Auburn, Ala.

Official Basketball Box Score - Game Totals - Final Statistics
South Alabama vs Auburn
12/13/20 3:00 pm at Auburn, AL

Box score table for Auburn 74 vs South Alabama 66. Columns include Player, FG, 3-Ptr, Rebounds, PF, TP, A, TO, Blk, Stl, Min. Total: 21-56 7-19 17-27 11 26 37 21 66 11 21 5 15 200

1st FG %: 6.12 50.0% 2nd: 5.13 38.5% 3rd: 7.18 38.9% 4th: 3.13 23.1% Game: 21.56 37.5% Deadball
3FG %: 4.4 100.0% 3.5 66.7% 0.0 0.0 0.0 0.0 1.0 33.3% 1.0 33.3% Rebounds
FT %: 1.2 50.0% 4.6 66.7% 2.5 40.0% 10.14 71.4%

Auburn 74 • 4-1,0-0 SEC

Box score table for Auburn 74 vs South Alabama 66. Columns include Player, FG, 3-Ptr, Rebounds, PF, TP, A, TO, Blk, Stl, Min. Total: 21-56 7-19 17-27 11 26 37 21 66 11 21 5 15 200

1st FG %: 5.0 25.0% 2nd: 5.15 33.3% 3rd: 8.16 50.0% 4th: 5.14 35.7% Game: 21.56 35.4% Deadball
3FG %: 0.6 0.0% 5.10 50.0% 2.3 33.3% 0.2 6.4% 8.22 36.4% Rebounds
FT %: 2.3 66.7% 1.2 33.3% 8.01 80.0% 6.11 81.8%

Officials: Ashlee Goode, Meadow Overstreet, Beverly Roberts
Technical fouls: South Alabama-None; Auburn-None.

Score by periods table for Auburn vs South Alabama. Columns: 1st, 2nd, 3rd, 4th, Total. Auburn: 17 17 16 16 66. South Alabama: 12 16 25 21 74.

Last FG - USA 4th-00:47, AU 4th-02:04.
Largest lead - USA by 12 2nd-06:06, AU by 12 4th-01:01.
USA led for 25:47, AU led for 12:56. Game was tied for 00:43.

Game 6: Dec. 16, 2020
Stephen F. Austin 67, Auburn 54
Auburn Arena
Auburn, Ala.

Official Basketball Box Score - Game Totals - Final Statistics
SFA vs Auburn
12/16/20 6:00 pm at Auburn, AL

Box score table for Auburn 54 vs SFA 67. Columns include Player, FG, 3-Ptr, Rebounds, PF, TP, A, TO, Blk, Stl, Min. Total: 22-54 7-25 16-21 12 31 43 21 67 12 24 2 7 200

1st FG %: 4.11 36.4% 2nd: 6.17 35.3% 3rd: 7.13 53.8% 4th: 5.13 38.5% Game: 22.54 49.7% Deadball
3FG %: 1.5 30.0% 3.8 37.5% 0.0 0.0 1.4 16.7% 7.25 28.9% Rebounds
FT %: 3.4 75.0% 0.1 0.0% 2.3 66.7% 11.13 84.6% 16.21 76.2%

Auburn 54 • 4-2,0-0 SEC

Box score table for Auburn 54 vs SFA 67. Columns include Player, FG, 3-Ptr, Rebounds, PF, TP, A, TO, Blk, Stl, Min. Total: 22-54 7-25 16-21 12 31 43 21 67 12 24 2 7 200

1st FG %: 6.14 42.9% 2nd: 4.13 30.0% 3rd: 5.13 38.5% 4th: 4.16 25.0% Game: 19.56 33.9% Deadball
3FG %: 2.5 40.0% 0.2 0.0% 0.4 0.0% 0.4 0.0% 4.1 13.3% Rebounds
FT %: 3.6 50.0% 0.6 33.3% 0.8 100.0% 1.3 33.3%

Officials: Karen Preato, Gina Cross, Tina Napier
Technical fouls: SFA-None; Auburn-None.

Score by periods table for Auburn vs SFA. Columns: 1st, 2nd, 3rd, 4th, Total. Auburn: 12 15 18 22 67. SFA: 17 10 18 9 54.

Last FG - SFA 4th-04:12, AU 4th-04:30.
Largest lead - SFA by 13 4th-00:16, AU by 7 1st-01:57.
SFA led for 16:30, AU led for 19:48. Game was tied for 03:42.

HOUSTON-- Auburn senior Unique Thompson scored 26 points and had 23 rebounds, but the Tigers were unable to climb out of a deep first-half hole as Auburn fell for the first time this season, 71-61 at Houston.

The Tigers (3-1) had turnover trouble early, went cold for a large portion of the second quarter, and dealt with foul trouble to key contributors as Houston (2-1) took a 34-17 halftime lead. Auburn fought back in the second half, cutting the deficit to as few as six points before running out of time to complete the comeback.

Thompson's career night was the first 20-point, 20-rebound game by an Auburn player since 1993, when Lauretta Freeman had 30 points and 21 rebounds against Alabama. Thompson's 23 rebounds tied for the third-most in a game in Auburn history, the most since Sharon Stewart had 23 against Vanderbilt in 1988. She now has three double-doubles in four games this year and 45 for her career.

But the rest of Auburn's offense struggled as the Tigers shot 36 percent for the game (22-of-61) and hit just two 3-pointers. Both of those treys came from junior Alycia Reese, the Chattahoochee Valley CC transfer, who scored 10 points off the bench. Jala Jordan added 13 points and five rebounds, hitting 5-of-5 free throws.

Auburn turned the ball over 10 times in the first quarter and finished with 23 for the game, which turned into 21 Houston points. The Cougars led 22-9 after one, then with Thompson on the bench in foul trouble, both teams went cold to start the second before Houston took a 34-17 lead to the break.

The Tigers started chipping away, cutting the deficit to 14 at the end of the quarter and getting within single digits with 6:47 to play. It would be as close as six points at 59-53 with 4:18 to play after a Jordan layup. But every time Auburn threatened to get within striking distance, Houston answered. The Cougars hit four of their final five shots in the game to extinguish Auburn's comeback hopes.

AUBURN-- A shorthanded Auburn women's basketball team fought its way back from an early double-digit deficit to earn a 74-66 win over South Alabama Sunday afternoon at Auburn Arena.

Led by 21 points and 14 rebounds from senior Unique Thompson, four players scored in double-figures as the Tigers (4-1) trailed by as many as 12 and led by as many as 12 in a game that was truly a tale of two halves.

A flurry of 3-pointers to open the game gave South Alabama (3-2) an early lead, and a cold streak by the Tigers to open the second period pushed the Jaguars' lead to as many as 12 points at 24-12 with 6:04 to play in the half. But Auburn knocked down five straight 3-pointers in the final four minutes of the period to cut the halftime deficit to just six at 34-28.

With the Jaguars still holding the lead as the teams traded buckets the first six minutes of the second half, Auburn turned USA turnovers into points in a 9-0 run that spanned 82 seconds late in the quarter to take a 49-46 lead, its first since it was 2-0 to start the game. The Tigers would never trail again, pushing their lead to as many as 12 points with just over a minute to play.

Thompson's double-double was her fourth of the season and 46th of her career; she's totaled 47 points and 37 rebounds over her last two games. Sophomore Sania Wells added a career-high 13 points, knocking down three 3-pointers and a pair of free throws to go along with a pair of assists.

Sophomore Annie Hughes also poured in 11 points with a career-high three 3-pointers, and junior Kira Lowery added 10 points on the night. Freshman Romi Levy also had a strong performance with 8 points, 7 rebounds, 3 assists and 3 steals.

Auburn missed its first 11 3-point attempts of the night but made eight of its final 11 to finish at 36 percent. Overall, Auburn was 23-of-65 (35%) from the field and had a strong night at the free-throw line, going 20-for-26 (77%). The Tigers out-rebounded the Jags 44-37 and turned 21 USA turnovers into 15 points. Meanwhile, the Jags hit their first five 3-point attempts of the night but went just 2-of-14 from long range the rest of the way.

AUBURN-- Auburn and Stephen F. Austin traded blows for 35-plus minutes Wednesday night, but the Tigers went cold over the final five as the Ladyjacks pulled away late for a 67-54 win at Auburn Arena.

The Tigers (4-2) led throughout much of the first half, fell behind in the third period and briefly regained the lead midway through the fourth. But a tie game with less than five minutes to play got away from Auburn as SFA (6-2), the preseason pick to win the Southland Conference, ended the game on a 13-0 run.

Redshirt sophomore Honesty Scott-Grayson led the Tigers with a career-high 16 points and a pair of assists. Senior Unique Thompson picked up her fifth straight double-double with 11 points and 14 rebounds; she also led Auburn with four steals and a pair of blocks.

But baskets were tough to come by as the Tigers shot a season-low 33.9 percent (19-of-56), including 2-of-15 (13.3%) from 3-point range. Normally steady at the charity stripe, Auburn also struggled at the free-throw line, hitting 14-of-23 attempts (60.9%). Auburn was also out-rebounded for the first time this season, 43-34. The Tigers were able to force SFA into 24 turnovers, converting those into 18 points.

Auburn jumped out to a 6-0 lead and led 17-12 at the end of one. Both teams were ice cold for the next several minutes, but SFA started clawing its way back late in the half with three straight 3-pointers over a 90-second stretch to cut into the Tigers' lead. A Ladyjack layup at the buzzer would tie the game 27-27 at the half.

SFA took the lead early in the third and led 45-39 with a minute to play. But Auburn picked up the pressure and ended the quarter on a 6-0 run to tie it up 45-45 headed to the fourth. The Tigers moved back ahead 52-51 with 5:46 to play on an old-fashioned 3-point play by Scott-Grayson, but the Tigers would manage just one basket the rest of the way, missing their final eight shots of the game.

Game 10: Jan. 3, 2021
Georgia 76, Auburn 44
Auburn Arena
Auburn, Ala.

Official Basketball Box Score - Game Totals - Final Statistics

Georgia vs Auburn
01/03/21 2:00 pm at Auburn, AL

Georgia 76 • 9-1,1-1 SEC

Table with columns: #, Player, FG, FGA, FT, FTA, REB, PF, TP, A, TO, Blk, Stl, Min. Lists player stats for Georgia.

Team statistics for Georgia: FG, 3-PT, REB, PF, TP, A, TO, Blk, Stl, Min.

Auburn 44 • 5-0,0-2 SEC

Table with columns: #, Player, FG, FGA, FT, FTA, REB, PF, TP, A, TO, Blk, Stl, Min. Lists player stats for Auburn.

Team statistics for Auburn: FG, 3-PT, REB, PF, TP, A, TO, Blk, Stl, Min.

Officials: Carla Fountain, Angelica Suffren, Dee Kantner
Technical fouls: Georgia-None, Auburn-Aicha Coulibaly.
Attendance: 657

2020-21 Women's Basketball, Round: 0, Auburn vs Ole Miss, Played at Auburn Arena

Score by periods table for Georgia vs Auburn.

Points by quarter table for Georgia vs Auburn.

Last FG - UGA 4th-02:15, AU 4th-02:30. Largest lead - UGA by 37 3rd-01:43, AU None. UGA led for 39:37, AU led for 00:00. Game was tied for 01:33.

Score tied - 1 time. Lead changed - 0 times.

AUBURN-- Georgia's size and depth were too much to overcome for the Auburn women's basketball team Sunday afternoon as the Tigers fell 76-44 to the Lady Bulldogs at Auburn Arena.

The Tigers (5-5, 0-2 SEC), without leading scorer and rebounder Unique Thompson for the second straight game, were unable to get much going on offense and turned the ball over a season-high 27 times. Georgia (9-1, 1-1) converted those turnovers into 26 points and had seven players score at least eight points in the game.

Junior Keya Patton was Auburn's only player in double figures with 12 points, going 6-of-7 at the free-throw line. Jala Jordan added nine points. Romi Levy added a career-best six steals, the most by an Auburn player this season. Alaina Rice and Honesty Scott-Grayson were the Tigers' top rebounders with four apiece.

Auburn shot 30.8 percent from the field (16-52) and hit just one 3-pointer on 11 tries. Georgia shot 50 percent on the day (31-62) and out-rebounded the Tigers 43-27.

Jenna Staiti led the Lady Bulldogs with 13 points and four blocks. Gabby Connally, Maya Caldwell, Que Morrison and Javyn Nicholson all added nine points; Nicholson was the Dawgs' top rebounder with eight.

Game 11: Jan. 7, 2021
Ole Miss 62, Auburn 58
The Pavilion at Ole Miss
Oxford, Miss.

Official Basketball Box Score - Game Totals - Final Statistics

Auburn vs Ole Miss
01/07/21 6:00 pm at Oxford, MS

Auburn 58 • 5-6,0-3 SEC

Table with columns: #, Player, FG, FGA, FT, FTA, REB, PF, TP, A, TO, Blk, Stl, Min. Lists player stats for Auburn.

Team statistics for Auburn: FG, 3-PT, REB, PF, TP, A, TO, Blk, Stl, Min.

Ole Miss 62 • 7-1,1-1 SEC

Table with columns: #, Player, FG, FGA, FT, FTA, REB, PF, TP, A, TO, Blk, Stl, Min. Lists player stats for Ole Miss.

Team statistics for Ole Miss: FG, 3-PT, REB, PF, TP, A, TO, Blk, Stl, Min.

Officials: Karleena Tobin, Laura Morris, Gina Cross
Technical fouls: Auburn-None, Ole Miss-None.
Attendance: 851

2020-21 Women's Basketball, Round: 0, Auburn vs Ole Miss, Played at the Pavillion

Score by periods table for Auburn vs Ole Miss.

Points by quarter table for Auburn vs Ole Miss.

Last FG - AU 4th-00:39, OM 4th-03:37. Largest lead - AU None, OM by 12 3rd-05:49. AU led for 00:00, OM led for 38:37. Game was tied for 01:03.

Score tied - 0 times. Lead changed - 0 times.

OXFORD, Miss.-- Auburn sophomore Honesty Scott-Grayson scored a career-high 23 points, but the Tigers' best effort so far in SEC play came up just short in a 62-58 loss at Ole Miss Thursday night.

The Tigers trailed by as many as 12 points late in the third quarter, but opened the fourth on a 7-0 run and got within two in the final minute of the game. But Ole Miss made a pair of free throws in the closing seconds to secure the victory.

Scott-Grayson was 9-of-16 from the field and hit three times from 3-point range; she also led the Tigers with five rebounds and shared the team lead with three steals. Romi Levy added 13 points, and Morgan Robinson-Nwagwu equaled Scott-Grayson's steals total with three of her own.

As a team, Auburn shot 41.8 percent (23-55) and was 6-of-21 from 3-point range (28.6%). But the fourth quarter saw the Tigers hit 8-of-12 shots as they nearly completed the comeback. Ole Miss outrebounded Auburn 34-28, but the Tigers turned 19 Rebel turnovers into 17 points, their best showing in the turnover department in SEC play.

A slow start saw Ole Miss take a 16-8 lead after one, but the Tigers never led the Rebels pull away; it was 32-23 at the half. Auburn then made three straight 3-pointers in the third to pull within four, but the Rebels ended the quarter on an 8-0 run to take a 12-point lead to the fourth. Auburn answered with a 7-0 run to start the final period, but Ole Miss got its lead back up to 10 at 59-49 with 3:13 to play. But over the next two-and-a-half minutes, Auburn got a 3-pointer from Scott-Grayson, a layup from Aicha Coulibaly, and a pair of jumpers from Scott-Grayson and Levy for a 9-1 run to get within two at 60-58 with 39 seconds to play. But the Tigers were unable to force another Rebel turnover, and a foul under the basket gave Ole Miss two clinching free throws with 14 seconds left.

Shakira Austin led Ole Miss with 25 points and 10 rebounds. The Rebels shot 44.9 percent for the game and went 13-for-18 at the free-throw line.

Game 12: Jan. 17, 2021
Florida 68, Auburn 54
Stephen C. O'Connell Center
Gainesville, Fla.

Official Basketball Box Score - Game Totals - Final Statistics

Auburn vs Florida
01/17/21 1:00 pm at Gainesville, FL

Auburn 54 • 5-7,0-4 SEC

Table with columns: #, Player, FG, FGA, FT, FTA, REB, PF, TP, A, TO, Blk, Stl, Min. Lists player stats for Auburn.

Team statistics for Auburn: FG, 3-PT, REB, PF, TP, A, TO, Blk, Stl, Min.

Florida 68 • 8-6,1-5 SEC

Table with columns: #, Player, FG, FGA, FT, FTA, REB, PF, TP, A, TO, Blk, Stl, Min. Lists player stats for Florida.

Team statistics for Florida: FG, 3-PT, REB, PF, TP, A, TO, Blk, Stl, Min.

Officials: Natasha Camy, Meadow Overstreet, Laura Morris
Technical fouls: Auburn-None, Florida-None.
Attendance: 702

2020-21 Women's Basketball, Round: 0, Auburn vs Florida, Played at Exactech Ar

Score by periods table for Auburn vs Florida.

Points by quarter table for Auburn vs Florida.

Last FG - AU 4th-03:13, UF 4th-00:43. Largest lead - AU None, UF by 18 3rd-05:39. AU led for 00:00, UF led for 39:36. Game was tied for 00:19.

Score tied - 0 times. Lead changed - 0 times.

GAINESVILLE, Fla.-- A shorthanded Auburn women's basketball team stayed within striking distance of Florida throughout, but the Tigers could not overcome a poor shooting first half in a 68-54 loss Sunday at the O'Connell Center.

The Tigers traveled just eight scholarship players and one walk-on to Florida after a week that saw two games postponed due to COVID-19 protocols. But despite trailing by as many as 18 in the third quarter, Auburn cut the deficit to as few as seven midway through the fourth.

Unique Thompson, playing for the first time in four weeks, picked up where she left off with her eighth double-double of the season, posting 14 points and 14 rebounds. She also led Auburn with four assists and shared the team lead with two steals. Honesty Scott-Grayson led the Tigers with 18 points, and Morgan Robinson-Nwagwu added a career-high nine points in her first collegiate start.

Despite numerous good looks at the basket, the Tigers shot a season-low 27.9 percent from the field (19-68) while Florida was 25-of-59 (42.4%). The Tigers' defense came up big, especially in the second half, turning 12 Florida turnovers into 20 points. But despite out-rebounding the Gators 44-41, including 20 offensive rebounds, Auburn was only able to eke out two second-chance points.

The Tigers trailed 21-8 after one quarter, but the final 30 minutes only saw the Gators outscore Auburn by one point. It was 35-21 at halftime, but Auburn opened up the third quarter on an 8-0 run to cut it to a six-point game. Auburn, however, would get no closer.

Kiara Smith led Florida with 22 points and 13 rebounds, and Lavender Briggs added 18 points.

Game 16: Jan. 31, 2021
#19 Arkansas 77, Auburn 67
Bud Walton Arena
Fayetteville, Ark.

Official Basketball Box Score - Game Totals - Final Statistics
Auburn vs Arkansas
01/31/21 2:00 pm at Fayetteville, AR

Auburn 67 • 5-11, 0-8 SEC

#	Player	Total		3-Ptr		Rebounds		PF	TP	A	TO	Blk	Stl	Min			
		FG	FGA	FG	FGA	FT	FTA								Off	Def	
11	Romi Levy	3	9	1	4	1	2	4	8	12	2	8	0	1	0	29	
20	Unique Thompson	7	15	0	0	4	4	10	9	19	2	18	1	4	0	1	32
01	Keya Patton	5	16	0	2	0	0	1	1	2	2	10	1	1	0	2	32
02	Alaina Rice	3	6	0	2	4	5	1	2	3	2	6	1	4	0	0	27
23	H. Scott-Grayson	4	13	1	5	8	8	0	4	4	2	17	3	1	0	1	33
00	Alycia Reese	0	0	0	0	0	0	1	0	1	0	0	0	0	0	0	3
02	Sania Wells	0	1	0	0	0	0	1	0	1	4	0	1	1	0	0	6
03	Annie Hughes	0	0	0	0	0	0	0	1	1	0	0	0	0	0	0	5
05	Aicha Coulibaly	1	3	0	0	2	2	0	4	4	2	4	0	0	0	0	18
13	Kira Lowery	2	4	0	1	0	0	0	0	2	4	1	1	0	2	15	
	Team			2	1												
	Totals	23-67	2-14	19-21	20	30	50	18	67	8	13	0	6	200			

1st FG %:	6-15	40.0%	2nd:	4-21	19.0%	3rd:	7-18	38.9%	4th:	6-13	46.2%	Game:	23-67	34.3%	Deadball
SFG %:	1-4	25.0%	0-5	0.0%	0-2	0.0%	1-3	33.3%	2-14	14.3%	Rebounds				
FT %:	5-6	83.3%	2-2	100.0%	4-5	80.0%	8-8	100.0%	19-21	90.5%	Rebounds				

Arkansas 77 • 13-6, 3-5 SEC

#	Player	Total		3-Ptr		Rebounds		PF	TP	A	TO	Blk	Stl	Min			
		FG	FGA	FG	FGA	FT	FTA								Off	Def	
24	Taylah Thomas	2	3	0	0	1	2	2	7	9	4	5	2	0	1	0	26
12	Destiny Slocum	5	10	2	5	2	2	0	4	4	3	14	3	3	0	0	33
23	Amber Ramirez	7	17	5	15	0	0	2	2	4	3	19	3	0	1	0	37
23	Chelsea Dungee	5	14	1	5	5	7	1	4	5	1	16	3	2	0	1	35
43	Makayla Daniels	1	5	1	3	4	4	0	1	1	4	7	0	3	0	2	23
01	Marquesha Davis	1	1	0	0	2	2	0	1	1	0	4	0	0	0	0	9
04	Erynn Barnum	2	3	0	0	0	1	0	0	0	3	4	2	1	0	0	14
11	Rylee Langerman	0	0	0	0	0	0	0	0	1	0	0	0	0	0	0	2
14	Jalilyn Mason	3	6	2	4	0	0	0	5	5	0	8	4	0	0	2	21
	Team			0	1												
	Totals	26-59	11-32	14-18	5	25	30	19	77	17	9	2	5	200			

1st FG %:	4-15	26.7%	2nd:	10-15	66.7%	3rd:	6-15	40.0%	4th:	6-14	42.9%	Game:	26-59	44.3%	Deadball
SFG %:	1-8	12.5%	1-4	25.0%	1-5	20.0%	1-3	33.3%	11-32	34.4%	Rebounds				
FT %:	1-4	25.0%	2-2	100.0%	4-4	100.0%	9-10	90.0%	14-18	77.8%	Rebounds				

Officials: Eric Baker, Karen Preato, Brian Garland
 Technical fouls: Auburn-Unique Thompson, Arkansas-Erynn Barnum.
 Attendance: 2133

2020-21 Women's Basketball, Round: 0, Arkansas vs Auburn, Played at Bud Walton

Score by periods	Points				In	Off	2nd	Fast	Bench
	1st	2nd	3rd	4th					
Auburn	18	10	18	21	67				
Arkansas	9	24	19	25	77				

Last FG - AU 4th-00:02, Ark 4th-01:38.
 Largest lead - AU by 13 2nd-07:44, Ark by 14 4th-05:17.
 AU led for 13:53, Ark led for 24:07, Game was tied for 01:59.
 Score tied - 2 times.
 Lead changed - 5 times.

FAYETTEVILLE, Ark.-- Unique Thompson finished with 18 points and 19 rebounds, but a great start for Auburn gave way to a hot-shooting Arkansas team as the Tigers fell to the 19th-ranked Razorbacks 77-67 Sunday afternoon.

The Tigers led by as many as 13 points midway through the first half, but a big run by the Razorbacks in the second quarter gave Arkansas a lead it would not relinquish.

Thompson's 18-point, 19-rebound effort was her 11th double-double of the season and 53rd of her career. Honesty Scott-Grayson added 17 points and led Auburn with three assists, and Keya Patton scored 10. Romi Levy had a career-high 12 rebounds along with eight points.

The Tigers pulled down a season-high 50 rebounds to Arkansas' 30 and turned 20 offensive boards into 20 second-chance points, both season-highs. But the Tigers shot 34 percent from the floor (23-67) while Arkansas was at 44 percent (26-59), and the Razorbacks hit 11 3-pointers to Auburn's two. Auburn had a great night at the free-throw line, hitting 19-of-21.

Auburn held the Hogs to their lowest-scoring quarter of the season to open the game with an 18-9 lead, and led 24-11 with 7:44 to play in the second quarter. But the Razorbacks went on a 17-2 run over the next five minutes to take a 28-26 lead, and after a Kira Lowery jumper tied it at 28-28, the Hogs scored the final five points of the period to take a 33-28 halftime lead. The Tigers would keep the margin in single digits through the third quarter, trailing 52-46 after three, but Arkansas kept up their hot shooting and pulled away in the fourth.

Amber Ramirez led Arkansas with 19 points and hit five 3-pointers. Chelsea Dungee added 16 and Destiny Slocum had 14.

2020-21 Auburn Women's Basketball
Auburn Combined Team Statistics (as of Jan 31, 2021)
All games

RECORD:	OVERALL	HOME	AWAY	NEUTRAL
ALL GAMES	5-11	5-5	0-6	0-0
CONFERENCE	0-8	0-3	0-5	0-0
NON-CONFERENCE	5-3	5-2	0-1	0-0

##	Player	gp-gs	min	avg	Total		3-Point		F-Throw		Rebounds				a	to	blk	stl	pts	avg				
					fg-fga	fg%	3fg-fga	3fg%	ft-fa	ft%	off	def	tot	avg							pf	dq		
20	Unique Thompson	13-13	390	30.0	90-161	.559	1-1	1.000	51-62	.823	79	103	182	14.0	35	1	15	34	5	32	232	17.8		
23	H. Scott-Grayson	16-16	440	27.5	74-195	.379	14-51	.275	42-55	.764	14	51	65	4.1	37	0	32	31	1	38	204	12.8		
14	Jala Jordan	15-7	249	16.6	39-113	.345	15-53	.283	15-22	.682	17	31	48	3.2	35	1	11	23	11	7	108	7.2		
11	Romi Levy	16-9	359	22.4	40-107	.374	11-46	.239	4-12	.333	21	48	69	4.3	28	0	24	22	6	28	95	5.9		
01	Keya Patton	12-4	264	22.0	24-80	.300	7-31	.226	16-20	.800	8	12	20	1.7	15	0	9	15	0	9	71	5.9		
22	Alaina Rice	14-5	251	17.9	20-68	.294	7-23	.304	15-20	.750	16	16	32	2.3	18	0	20	34	0	10	62	4.4		
05	Aicha Coulibaly	15-4	254	16.9	27-71	.380	1-16	.063	10-20	.500	16	34	50	3.3	22	0	9	15	6	6	65	4.3		
03	Annie Hughes	16-10	287	17.9	25-62	.403	8-27	.296	7-12	.583	16	21	37	2.3	17	0	8	15	2	15	65	4.1		
13	Kira Lowery	14-8	220	15.7	14-30	.467	1-4	.250	13-17	.765	2	13	15	1.1	12	0	22	30	2	13	42	3.0		
02	Sania Wells	16-1	216	13.5	14-72	.194	7-30	.233	12-18	.667	5	8	13	0.8	17	0	11	15	0	5	47	2.9		
00	Alycia Reese	10-0	97	9.7	7-22	.318	4-17	.235	6-6	1.000	3	6	9	0.9	5	0	3	5	0	2	24	2.4		
30	M. Robinson-Nwagwu	12-3	146	12.2	8-28	.286	1-10	.100	8-9	.889	2	13	15	1.3	7	0	19	27	1	12	25	2.1		
04	Riley Donahue	3-0	2	0.7	1-1	1.000	1-1	1.000	0-0	.000	0	0	0	0.0	1	0	0	1	0	0	3	1.0		
24	Carsen McFadden	6-0	21	3.5	1-3	.333	0-0	.000	1-2	.500	2	1	3	0.5	0	0	4	1	0	1	3	0.5		
10	Kiyae' White	1-0	4	4.0	0-2	.000	0-0	.000	0-0	.000	1	2	3	3.0	1	0	0	0	0	0	0	0.0		
Team											41	36	77											
Total.....		16	3200		384-1015	.378	78-310	.252	200-275	.727	243	395	638	39.9	250	2	187	274	34	178	1046	65.4		
Opponents.....		16	3200		400-930	.430	122-363	.336	173-233	.742	159	421	580	36.2	273	-	241	296	33	155	1095	68.4		

TEAM STATISTICS	AU	OPP	Date	Opponent	Score	Att.
SCORING	1046	1095	11/25/20	USC UPSTATE	w 82-41	588
Points per game	65.4	68.4	11/28/20	SAMFORD	w 66-64	540
Scoring margin	-3.1	-	12/01/20	GARDNER-WEBB	w 97-61	487
FIELD GOALS-ATT	384-1015	400-930	12/05/20	at Houston	L 61-71	509
Field goal pct	.378	.430	12/13/20	SOUTH ALABAMA	w 74-66	520
3 POINT FG-ATT	78-310	122-363	12/16/20	SFA	L 54-67	445
3-point FG pct	.252	.336	12/17/20	NORTH FLORIDA	w 94-81	449
3-pt FG made per game	4.9	7.6	12/20/20	BELMONT	L 57-78	515
FREE THROWS-ATT	200-275	173-233	* 12/31/20	at LSU	L 43-56	687
Free throw pct	.727	.742	* 01/03/21	GEORGIA	L 44-76	657
F-Throws made per game	12.5	10.8	* 01/07/21	at Ole Miss	L 58-62	851
REBOUNDS	638	580	* 01/17/21	at Florida	L 54-68	702
Rebounds per game	39.9	36.2	* 01/21/21	KENTUCKY	L 71-76	578
Rebounding margin	+3.6	-	* 01/24/21	at Alabama	L 55-67	922
ASSISTS	187	241	* 01/28/21	TEXAS A&M	L 69-84	578
Assists per game	11.7	15.1	* 01/31/21	at Arkansas	L 67-77	2133
TURNOVERS	274	296				
Turnovers per game	17.1	18.5				
Turnover margin	+1.4	-				
Assist/turnover ratio	0.7	0.8				
STEALS	178	155				
Steals per game	11.1	9.7				
BLOCKS	34	33				
Blocks per game	2.1	2.1				
ATTENDANCE	5357	5804				
Home games-Avg/Game	10-536	6-967				
Neutral site-Avg/Game	-	0-0				

Score by Periods	1st	2nd	3rd	4th	Totals
Auburn	242	232	286	286	1046
Opponents	254	247	295	299	1095

**2020-21 Auburn Women's Basketball
Auburn Combined Team Statistics (as of Jan 31, 2021)
Conference games only**

RECORD:	OVERALL	HOME	AWAY	NEUTRAL
ALL GAMES	0-8	0-3	0-5	0-0
CONFERENCE	0-8	0-3	0-5	0-0
NON-CONFERENCE	0-0	0-0	0-0	0-0

##	Player	gp-gs	min	avg	Total		3-Point		F-Throw		Rebounds				pf	dq	a	to	blk	stl	pts	avg
					fg-fga	fg%	3fg-fga	3fg%	ft-fa	ft%	off	def	tot	avg								
20	Unique Thompson	5-5	158	31.6	34-63	.540	1-1	1.000	13-13	1.000	28	32	60	12.0	15	0	7	13	3	7	82	16.4
23	H. Scott-Grayson	8-8	242	30.3	42-107	.393	10-31	.323	26-28	.929	8	34	42	5.3	20	0	18	14	1	20	120	15.0
01	Keya Patton	5-4	141	28.2	12-43	.279	3-17	.176	9-10	.900	4	6	10	2.0	8	0	4	7	0	4	36	7.2
22	Alaina Rice	7-5	161	23.0	16-46	.348	5-15	.333	7-10	.700	10	13	23	3.3	11	0	11	21	0	7	44	6.3
11	Romi Levy	8-8	213	26.6	22-67	.328	5-29	.172	1-4	.250	12	32	44	5.5	16	0	15	10	1	15	50	6.3
14	Jala Jordan	7-3	100	14.3	14-48	.292	6-23	.261	1-5	.200	3	10	13	1.9	15	0	4	9	3	1	35	5.0
05	Aicha Coulibaly	8-0	151	18.9	16-37	.432	1-8	.125	6-9	.667	7	17	24	3.0	13	0	3	9	3	4	39	4.9
30	M. Robinson-Nwagwu	7-3	99	14.1	4-17	.235	1-6	.167	8-9	.889	2	5	7	1.0	4	0	11	20	1	5	17	2.4
03	Annie Hughes	8-3	112	14.0	5-16	.313	1-7	.143	3-5	.600	3	8	11	1.4	4	0	3	8	1	5	14	1.8
13	Kira Lowery	6-0	52	8.7	3-6	.500	0-1	.000	1-3	.333	0	4	4	0.7	5	0	5	9	0	3	7	1.2
00	Alycia Reese	7-0	68	9.7	2-14	.143	2-13	.154	2-2	1.000	3	4	7	1.0	4	0	2	3	0	1	8	1.1
02	Sania Wells	8-1	96	12.0	3-31	.097	0-9	.000	3-4	.750	3	7	10	1.3	9	0	3	8	0	3	9	1.1
24	Carsen McFadden	2-0	7	3.5	0-0	.000	0-0	.000	0-0	.000	1	0	1	0.5	0	0	0	1	0	0	0	0.0
	Team										23	16	39				5					
	Total.....	8	1600		173-495	.349	35-160	.219	80-102	.784	107	188	295	36.9	124	0	86	137	13	75	461	57.6
	Opponents.....	8	1600		210-464	.453	53-156	.340	93-121	.769	79	224	303	37.9	112	-	127	126	21	70	566	70.8

TEAM STATISTICS	AU	OPP	Date	Opponent	Score	Att.
SCORING	461	566	* 12/31/20	at LSU	L 43-56	687
Points per game	57.6	70.8	* 01/03/21	GEORGIA	L 44-76	657
Scoring margin	-13.1	-	* 01/07/21	at Ole Miss	L 58-62	851
FIELD GOALS-ATT	173-495	210-464	* 01/17/21	at Florida	L 54-68	702
Field goal pct	.349	.453	* 01/21/21	KENTUCKY	L 71-76	578
3 POINT FG-ATT	35-160	53-156	* 01/24/21	at Alabama	L 55-67	922
3-point FG pct	.219	.340	* 01/28/21	TEXAS A&M	L 69-84	578
3-pt FG made per game	4.4	6.6	* 01/31/21	at Arkansas	L 67-77	2133
FREE THROWS-ATT	80-102	93-121				
Free throw pct	.784	.769				
F-Throws made per game	10.0	11.6				
REBOUNDS	295	303				
Rebounds per game	36.9	37.9				
Rebounding margin	-1.0	-				
ASSISTS	86	127				
Assists per game	10.8	15.9				
TURNOVERS	137	126				
Turnovers per game	17.1	15.8				
Turnover margin	-1.4	-				
Assist/turnover ratio	0.6	1.0				
STEALS	75	70				
Steals per game	9.4	8.8				
BLOCKS	13	21				
Blocks per game	1.6	2.6				
ATTENDANCE	1813	5295				
Home games-Avg/Game	3-604	5-1059				
Neutral site-Avg/Game	-	0-0				

* - Conference game

Score by Periods	1st	2nd	3rd	4th	Totals
Auburn	97	106	122	136	461
Opponents	134	132	148	152	566



Alycia Reese
Junior • G • 5-9
Columbus, Ga.
Chattahoochee Valley CC



Keya Patton
Junior • G • 5-6
Indianapolis, Ind.
Wabash Valley CC



Sania Wells
Sophomore • G • 5-7
Moss Point, Miss.
East Central HS



Annie Hughes
Sophomore • G • 5-9
Dutton, Ala.
Pisgah HS



Riley Donahue
Freshman • G • 5-10
Atlanta, Ga.
Marist School



Aicha Coulibaly
Freshman • G/F • 6-0
Mali
IMG Academy (Fla.)




Kiyae' White
RS Junior • F • 6-2
Macungie, Pa.
Emmaus HS



Romi Levy
Freshman • F • 6-2
Herzliya, Israel
Hof Hasharon HS



Kira Lowery
Junior • G • 5-6
Memphis, Tenn.
Dyersburg State CC



Jala Jordan
RS Sophomore • F • 6-2
Philadelphia, Pa.
West Virginia



Unique Thompson
Senior • F • 6-3
Theodore, Ala.
Faith Academy



Alaina Rice
Sophomore • G • 5-8
Rockledge, Fla.
Florida A&M



Honesty Scott-Grayson
RS Sophomore • G • 5-9
Brick, N.J.
Baylor



Carsen McFadden
Freshman • G • 5-7
Lucas, Texas
Lovejoy HS



Morgan Robinson-Nwagwu
Sophomore • G • 5-8
Norcross, Ga.
Norcross HS



Terri Williams-Flournoy
Head Coach
Penn State (1991)
Ninth Season



Clarisse Garcia
Assistant Coach
Villanova (2007)
Fourth Season



La'Keshia Frett Meredith
Assistant Coach
Georgia (1997)
Second Season