



2021 SOUTHEAST MISSOURI SOFTBALL



Schedule

Southeast Missouri at Auburn

Follow the Redhawks

Video.....SEC Network+ (Saturday)
(Brit Bowen, Kasey Cooper)

Live Stats.....AuburnTigers.com

Twitter.....@SEMOsoftball

Dates.....February 13-14, 2021

First Pitch.....Feb. 13 (DH), 12 p.m., CT

.....Feb. 14, 12 p.m., CT

Location.....Auburn, Ala.

Facility.....Jane B. Moore Field (2,316)

Series.....First Meeting

Head Coaches.....Mark Redburn (363-379 overall; 149-130 at SEMO; 62-55 OVC). Mickey Dean (574-221 overall; 96-49 at AU).

Strategic Communications

Jeff Honza, Assistant Director of Athletics

Office Phone.....(573) 651-2933

Mobile.....(618) 528-1145

Email.....redhawk1@me.com

February (0-0)

13	at Auburn (DH) ^{SECN+}	12 p.m.
14	at Auburn	12 p.m.
20	at Tennessee (DH)	TBA
26	vs. North Dakota State !	12:30 p.m.
26	at Arkansas !	5:30 p.m.
27	vs. Texas Tech !	12:30 p.m.
27	at Arkansas !	3 p.m.
28	vs. Texas Tech !	10 a.m.

March (0-0, 0-0 OVC)

6	Austin Peay (DH)*	12 p.m.
7	Austin Peay*	12 p.m.
13	at Tennessee Tech (DH)*	1 p.m.
14	at Tennessee Tech*	1 p.m.
17	Missouri State ^{ESPN+}	TBA
20	at Belmont (DH)*	1 p.m.
21	at Belmont*	1 p.m.
24	at Saint Louis	3 p.m.
26	Morehead State* ^{ESPN+}	6 p.m.
27	Morehead State (DH)* ^{ESPN+}	2 p.m.

April (0-0, 0-0 OVC)

2	Eastern Illinois*	3 p.m.
3	Eastern Illinois (DH)*	12 p.m.
7	at Kansas City (DH)	TBA
10	at SIU Edwardsville*	4 p.m.
11	at SIU Edwardsville (DH)*	1 p.m.
14	Saint Louis ^{ESPN+}	3 p.m.
17	Eastern Kentucky (DH)*	12 p.m.
18	Eastern Kentucky*	12 p.m.
24	at Tennessee State (DH)*	TBA
25	at Tennessee State*	TBA
28	UT Martin (DH)* ^{ESPN+}	3 p.m.

May (0-0, 0-0 OVC)

1	Murray State (DH)* ^{ESPN+}	2 p.m.
2	Murray State* ^{ESPN+}	1 p.m.
4	at UT Martin (DH)*	3 p.m.
8	at Jacksonville State (DH)*	1 p.m.
9	at Jacksonville State*	1 p.m.
13-15	OVC Tournament (Oxford, Ala.)	TBA

Redhawks Open Season

Southeast Missouri opens its season at Southeastern Conference member Auburn this weekend. SEMO and Auburn will play a three-game series with a 12 p.m., CT doubleheader Saturday and 12 p.m. matchup Sunday.

Follow the Redhawks

Fans can watch Saturday's doubleheader live on SEC Network+. Brit Bowen and Kasey Cooper will call the action from Jane B. Moore Field. Live stats are available at AuburnTigers.com. Twitter updates provided @SEMOsoftball.

Series History

This year marks the first meeting between Southeast Missouri and Auburn. The Tigers are one of three SEC teams on the Redhawks schedule this season. Tennessee (Feb. 20) and Arkansas (Feb. 26-27) are the others.

Against the SEC

The Redhawks are 13-59 all-time against the SEC. Auburn is the seventh team out of the SEC that Southeast Missouri faces in its program history. SEMO has previously played Arkansas (2-6), Kentucky (2-2), Mississippi State (1-7), Missouri (6-34), Texas A&M (0-1), LSU (0-1) and Ole Miss (2-8). Head Coach Mark Redburn has upended a SEC foe in two of the last three years. SEMO beat Missouri at home on Mar. 21, 2018 (8-2) and knocked off then-#12 Arkansas in Fayetteville on Feb. 21, 2019 (6-1).

Season-Openers

Southeast Missouri is 15-14 in season-opening games during its NCAA Division I era. This year marks SEMO's 30th as an NCAA Division I

program. The Redhawks are 3-3 in season-openers under head coach Mark Redburn. SEMO opened a season with a win in three of the last four years.

Team 45

The 2021 campaign is the 45th season of Southeast Missouri softball. SEMO's softball program has an all-time record of 1,120-823-3. The Redhawks are 760-700-2 all-time since moving to the NCAA Division I ranks in 1992.

Going for 150

Mark Redburn needs just one more win to reach 150 victories as Southeast Missouri's head coach. Redburn is currently 149-130 at SEMO entering his seventh year. In the last two-plus seasons, the Redhawks put together an overall record of 91-43 and 32-12 mark in Ohio Valley Conference play. Redburn, the reigning OVC Coach of the Year, guided SEMO to its first OVC regular-season and tournament titles, and NCAA Tournament in 20 years during the 2019 campaign.

OVC Preseason Favorite

Last year, Southeast Missouri was the preseason favorite in the Ohio Valley Conference, but didn't get a chance to play a conference game due to COVID-19. Now, the



Southeast Missouri or SEMO is the preferred reference for Southeast Missouri State University athletic teams. Southeastern Missouri State is not an acceptable reference.

All times Central and Subject to Change;
Home Games in **Bold**; * - Denotes Ohio Valley Conference Game; ! - Arkansas Tournament (Fayetteville, Ark.)



Redhawks are in that exact same spot going into the 2021 campaign and they are again anxious to defend their OVC regular-season and tournament crowns. SEMO was picked first in the league's 2021 Predicted Order of Finish, tallying 228 points and 13 of the possible 24 first-place votes. The Preseason Poll is selected by OVC Head Coaches and Communications Directors. Eastern Kentucky (224 points), Jacksonville State (211 points), Murray State (167 points) and SIU Edwardsville (151 points) filled out the top five. Austin Peay (143 points), UT Martin (109 points), Tennessee Tech (97 points), Eastern Illinois (92 points), Belmont (88 points), Tennessee State (34 points) and Morehead State (32 points) rounded out the poll.

2021 Redhawks

Southeast Missouri's 2021 roster includes 24 players with three seniors, five juniors, five sophomores and 11 freshmen. All returnees redshirted in 2020 after the COVID-19 pandemic influenced the NCAA Division I Council to allow schools to provide spring-sport athletes an additional season of competition and extension on their period of eligibility. The Redhawks also bring back five position starters (Rachel Anderson, OF; Austine Pauley, INF; Ashley Ellis, INF; Kaylee Anderson, OF; Ashley Emert, INF) and two starting pitchers (Rachel Rook; Paytience Holman).

Abrupt End to 2020

The Redhawks flight was on its descent to the Tampa International Airport for a tournament hosted by the University of South Florida when Head Coach Mark Redburn's cell phone had just enough service to take a call. The call was from South Florida Head Coach Ken Eriksen who led Redburn know the tournament his team was travelling to play in was cancelled. Soon after that, came the news that the 2020 season was over after the NCAA voted to suspend play due to a global COVID-19 pandemic. SEMO was 12-5 when its season was shut down. The Redhawks won nine in a row and went 9-1 in their first 10 games. SEMO's shortened season lasted only 23 days, but the Redhawks accomplished a lot in a short amount of time. They led the Ohio Valley Conference in slugging percentage (.528), on-base percentage (.411), triples (14), stolen

bases (41), fewest hits allowed (84) and fewest earned runs allowed (40). SEMO rated second in the league in batting average (.310), home runs (19), opposing batting average (.204), runs allowed (51), stolen bases per game (2.4) and triples per game (0.8). Nationally, the Redhawks were among the top 25 in triples per game (2nd), stolen bases per game (8th), scoring (16th, 6.7), slugging percentage (21st) and on-base percentage (24th).

All-American Anderson

Southeast Missouri's first All-American in its NCAA Division I era, center fielder Rachel Anderson is returns for her fifth year in 2021. Anderson won the coveted 2019 OVC Player of the Year honor to go along with her Third-Team National Fastpitch Coaches Association (NFCA) All-America award. She is also a three-time First-Team All-OVC and NFCA All-Region selection, and claimed First-Team CoSIDA Academic All-America accolades in her phenomenal career.

Elite .400 Club

Rachel Anderson is currently one of 131 NCAA Division I softball hitters with a career batting average of .400 or better. She is hitting .422 for her college career. Anderson was hitting a team-best .480 and led the Redhawks in runs (19), hits (24), triples (5), slugging percentage (.880), on-base percentage (.541) and stolen bases (9) when play was suspended a year ago.

Record Watch

Rachel Anderson, Southeast Missouri's all-time career leader in triples (29), batting average (.422), slugging percentage (.728) and on-base percentage (.509), is in position to do much more damage on the record books this year. Anderson (226 hits, 143 runs, 130 RBI, 88 walks) is six hits away from the school's all-time career hits record, 19 runs away from the career runs scored record, three RBI away from the all-time career RBI mark and three walks away from the program's all-time record in bases on balls.

Ellis Bashes

Slugger Ashley Ellis, like Rachel Anderson, is also back for her fifth year. A native of Arnold, Missouri, Ellis averaged 8.5 home runs per year in her first four seasons as Southeast

2021 OVC Standings

Table with 4 columns: School, Conference (W, L, T, Pct.), Overall (W, L, T, Pct.). Lists teams like Eastern Kentucky, SIU Edwardsville, Southeast Missouri, Jacksonville State, Murray State, UT Martin, Tennessee Tech, Eastern Illinois, Austin Peay, Tennessee State, Morehead State, Belmont.

This Weekend's Schedule

Friday, February 12
Murray State vs. Southern Illinois, 9 a.m., CT
Tennessee Tech vs. Western Carolina, 10 a.m., CT
UT Martin vs. Evansville, 11 a.m., CT
Murray State vs. Southern Illinois, 11:30 a.m., CT
Tennessee Tech vs. North Alabama, 12:30 p.m., CT
SIUE vs. South Dakota, 1 p.m., CT
UT Martin at Northwestern State, 1:30 p.m., CT
Jacksonville State vs. Arkansas, 1:30 p.m., CT
Jacksonville State at UL Monroe, 4 p.m., CT
SIUE at Southeastern Louisiana, 5 p.m., CT

Saturday, February 13
Belmont vs. Ole Miss, 9 a.m., CT
Murray State vs. North Dakota, 9 a.m., CT
UT Martin vs. Arkansas-Pine Bluff, 10 a.m., CT
SIUE vs. Nicholls, 10 a.m., CT
Murray State at Southern Mississippi, 11:30 a.m., CT
Southeast Missouri at Auburn (DHD), 12 p.m., CT
Eastern Kentucky at Mercer, 12 p.m., CT
SIUE vs. North Texas, 12 p.m., CT
UT Martin at Northwestern State, 12:30 p.m., CT
Jacksonville State vs. Oklahoma State, 12:30 p.m., CT
Eastern Kentucky at Mercer, 2 p.m., CT
Tennessee Tech vs. North Alabama, 2 p.m., CT
Belmont at Troy, 2 p.m., CT
Jacksonville State at UL Monroe, 5:30 p.m., CT
Tennessee Tech at Alabama State, 7 p.m., CT

Sunday, February 14
Jacksonville State vs. Louisiana Tech, 9 a.m., CT
Belmont vs. UAB, 11:30 a.m., CT
SIUE vs. Nicholls, 12 p.m., CT
Southeast Missouri at Auburn, 12 p.m., CT
Eastern Kentucky at Mercer, 12 p.m., CT
Tennessee Tech vs. Notre Dame, 3 p.m., CT



Missouri's first baseman. She homered eight times and ranked fourth on the team with a .347 batting average last season. Ellis led the Ohio Valley Conference in home runs during the 2020 campaign and hit two round-trippers in a game three times in her career.

The Chase is On

Ashley Ellis, who broke Southeast Missouri's single-season home run record with 17 bombs in 2019, is now chasing the school's all-time career home run record. Ellis presently ranks second with 34 home runs. She needs 15 more to surpass Michelle Summers (48, 2005-08) for the new mark.

Starting Streaks Intact

Rachel Anderson has never missed a start in her career and starts the season with a streak of 184 straight starts in center field. Ashley Ellis carries a streak of 164 consecutive starts into the 2021 campaign. Anderson will join Southeast Missouri's top 10 career leaders in game started with three starts at Auburn this weekend.

Deep Pitching

Since Mark Redburn became Southeast Missouri's head coach in 2015, his pitching has never been deeper than it is now. Junior Rachel Rook is at the forefront of this year's staff. Rook was having a tremendous season when COVID-19 hit last season. She was 4-2 with a staggering 0.70 ERA in seven appearances and six starts. Rook tossed five complete games and three shutouts, while striking out 51 and walking just seven. Her ERA led the Ohio Valley Conference and ranked seventh in the nation. Freshman Paytience Holman threw two complete games and ranked second behind Rook with 34 strikeouts and 33.2 innings in 2020. Sophomore left-hander Marisa Davis had an excellent fall and looks to get more innings this year. Davis posted a 1-0 record and 2.62 ERA in four appearances and one start. Freshmen Katie Dreiling and Amanda Hansen round out the Redhawks pitchers. Dreiling was a three-time All-State and All-Conference selection at Valley View High School, while Hansen finished her prep career at Holt High School with a record of 8-2 and 2.11 ERA.

30-Win Seasons

Southeast Missouri registered over 30 wins in each of its last two complete seasons. The Redhawks went 33-20 and finished fourth in the Ohio Valley Conference in 2018. In 2019, SEMO set a program record in wins when it went 46-18 overall and won the OVC regular-season and tournament titles. The Redhawks also made the NCAA Tournament that year. SEMO has a total of 17 seasons with 30 or more wins in its program history.

2021 Schedule

Southeast Missouri has over 50 games scheduled this upcoming 2021 season which is less than two weeks away. Nineteen of those contests will be played at the Southeast Softball Complex. SEMO, the defending Ohio Valley Conference Champion, starts the year with a three-game series at Auburn (Feb. 13-14). The Redhawks two other non-conference weekends include trips to Southeastern Conference member Tennessee (Feb. 20) and the Arkansas Tournament (Feb. 26-28), hosted by SEC affiliate Arkansas. The Redhawks will face North Dakota State (Feb. 26), Arkansas (Feb. 26, Feb. 27) and Texas Tech (Feb. 27, Feb. 28) during their time in Fayetteville. SEMO and Tennessee both made the 2019 NCAA Tournament. The Redhawks season ended at the Oxford, Mississippi Regional and the Lady Vols were eliminated by Florida in the Gainesville Super Regional that year. A home-and-home series with Saint Louis (Mar. 24, away; Apr. 14, home), a single game with Missouri State (Mar. 17) and a doubleheader at Kansas City (Apr. 7) are SEMO's midweek matchups. This year's OVC schedule increases to 34 games. SEMO will play every conference team except its travel partner (UT Martin) in a three-game weekend series. The Redhawks and Skyhawks will play a home-and-home midweek doubleheader to complete the adjusted slate. SEMO hosts Austin Peay in its OVC opener on Mar. 6-7. Morehead State (Mar. 26-27), Eastern Illinois (Apr. 2-3), Eastern Kentucky (Apr. 17-18), UT Martin (Apr. 28) and Murray State (May 1-2) are the rest of the Redhawks home league opponents. The remainder of the Redhawks conference schedule includes trips to Tennessee Tech (Mar. 13-14), Belmont (Mar. 20-21), SIU Edwardsville (Apr. 10-11), Tennessee State (Apr. 24-25), UT Martin (May 4) and Jacksonville State (May 8-9).

This year's OVC Tournament will be held at Choccolocco Park in Oxford, Alabama. The top four teams in the conference will contend for the OVC's automatic NCAA Tournament berth over a three-day stretch from May 13-15.

On Deck

The Redhawks face their second opponent out of the Southeastern Conference when they visit Tennessee for a doubleheader on Feb. 20. Southeast Missouri meets the Volunteers for the first time in 2021.

Numerical

No.	Name	Pos.	Ht.	B/T	Cl.	Hometown (High School/College)
1	Jillian Anderson	OF	5-4	L/L	Fr.	Rochester, Ill. (Rochester)
2	Rachel Anderson	OF	5-3	L/R	Sr.	Edwardsville, Ill. (Edwardsville)
3	Kimmy Wallen	OF	5-7	L/R	Fr.	Park Hills, Mo. (Central)
4	Alyson Tucker	INF/P	5-5	R/R	So.	Farmington, Mo. (Farmington)
5	Kileigh Grisham	INF	5-7	R/R	Fr.	Eureka, Mo. (Eureka)
6	Marisa Davis	P	5-4	L/L	So.	Kansas City, Mo. (Lee's Summit North)
7	Karsyn Davis	C	5-11	R/R	Fr.	Harrisburg, Ill. (Harrisburg)
8	Abby Rollet	OF	5-7	L/R	Jr.	Perryville, Mo. (Notre Dame/Jefferson College)
9	Rachel Rook	P	5-11	R/R	Jr.	Republic, Mo. (Republic)
10	Ashley Emert	C/INF	5-10	R/R	Jr.	East Peoria, Ill. (East Peoria/Illinois State)
11	Danina Marton	OF	5-10	R/R	Jr.	Northridge, Calif. (Grover Cleveland)
12	Katie Dreiling	P/INF	5-9	L/R	Fr.	Jonesboro, Ark. (Valley View)
14	Kaylee Anderson	INF/P	5-7	R/R	Jr.	Warrenton, Mo. (Warrenton)
15	Austine Pauley	INF	5-6	R/R	Sr.	St. Charles, Mo. (Francis Howell North/Lindenwood)
16	Abigail Rickermann	INF	5-6	L/R	Fr.	Festus, Mo. (Festus)
17	Kelby Robinson	OF	5-6	L/R	Fr.	Wentzville, Mo. (Holt)
18	Kaylee Payne	INF/P	5-3	R/R	Fr.	Oran, Mo. (Oran)
19	Paytience Holman	P	5-8	R/R	Fr.	Mexico, Mo. (Mexico)
20	Leaha Winger	INF	5-7	R/R	So.	Johnston City, Ill. (Johnston City)
21	Chelsy Pena	C	5-6	R/R	So.	Columbia, Ill. (Columbia)
22	Amanda Hansen	P/INF	6-0	R/R	Fr.	Wentzville, Mo. (Holt)
24	Kynzie Wrigley	INF	5-3	L/R	Fr.	Mt. Zion, Ill. (Mt. Zion)
26	Ashley Ellis	INF	5-8	R/R	Sr.	Arnold, Mo. (Fox)
27	Anna Griffin	INF	6-1	R/R	So.	Bentonville, Ark. (Bentonville West)

Numerical

No.	Name	Pos.	Ht.	B/T	Cl.	Hometown (High School/College)
1	Jillian Anderson	OF	5-4	L/L	Fr.	Rochester, Ill. (Rochester)
14	Kaylee Anderson	INF/P	5-7	R/R	Jr.	Warrenton, Mo. (Warrenton)
2	Rachel Anderson	OF	5-3	L/R	Sr.	Edwardsville, Ill. (Edwardsville)
7	Karsyn Davis	C	5-11	R/R	Fr.	Harrisburg, Ill. (Harrisburg)
6	Marisa Davis	P	5-4	L/L	So.	Kansas City, Mo. (Lee's Summit North)
12	Katie Dreiling	P/INF	5-9	L/R	Fr.	Jonesboro, Ark. (Valley View)
26	Ashley Ellis	INF	5-8	R/R	Sr.	Arnold, Mo. (Fox)
10	Ashley Emert	C/INF	5-10	R/R	Jr.	East Peoria, Ill. (East Peoria/Illinois State)
27	Anna Griffin	INF	6-1	R/R	So.	Bentonville, Ark. (Bentonville West)
5	Kileigh Grisham	INF	5-7	R/R	Fr.	Eureka, Mo. (Eureka)
22	Amanda Hansen	P/INF	6-0	R/R	Fr.	Wentzville, Mo. (Holt)
19	Paytience Holman	P	5-8	R/R	Fr.	Mexico, Mo. (Mexico)
11	Danina Marton	OF	5-10	R/R	Jr.	Northridge, Calif. (Grover Cleveland)
15	Austine Pauley	INF	5-6	R/R	Sr.	St. Charles, Mo. (Francis Howell North/Lindenwood)
18	Kaylee Payne	INF/P	5-3	R/R	Fr.	Oran, Mo. (Oran)
21	Chelsy Pena	C	5-6	R/R	So.	Columbia, Ill. (Columbia)
17	Kelby Robinson	OF	5-6	L/R	Fr.	Wentzville, Mo. (Holt)
8	Abby Rollet	OF	5-7	L/R	Jr.	Perryville, Mo. (Notre Dame/Jefferson College)
9	Rachel Rook	P	5-11	R/R	Jr.	Republic, Mo. (Republic)
16	Abigail Rickermann	INF	5-6	L/R	Fr.	Festus, Mo. (Festus)
4	Alyson Tucker	INF/P	5-5	R/R	So.	Farmington, Mo. (Farmington)
3	Kimmy Wallen	OF	5-7	L/R	Fr.	Park Hills, Mo. (Central)
20	Leaha Winger	INF	5-7	R/R	So.	Johnston City, Ill. (Johnston City)
24	Kynzie Wrigley	INF	5-3	L/R	Fr.	Mt. Zion, Ill. (Mt. Zion)

Head Coach: Mark Redburn (Seventh Year/Missouri-St. Louis, 1993)

Assistant Coaches: Kristen Jones (Sixth Year/Augusta State, 2012); Matthew Guemmer (Second Year, Missouri, 2013)

Student Manager: Jessica Gilbert

Roster Breakdown

Total Squad Members	24
Seniors	3
Juniors	5
Sophomores	5
Freshmen	11


Pronunciation Guide

Katie Dreiling	Dry-ling
Austine Pauley	Aus-TEEN
Abby Rollet	Roll-AYE

Geographical Breakdown

Arkansas	2
California	1
Illinois	7
Missouri	14

Arkansas: Anna Griffin, Katie Dreiling
 California: Danina Marton
 Illinois: Jillian Anderson, Rachel Anderson, Karsyn Davis, Ashley Emert, Leaha Winger, Chelsy Pena, Kynzie Wrigley
 Missouri: Kimmy Wallen, Alyson Tucker, Kileigh Grisham, Marisa Davis, Abby Rollet, Rachel Rook, Kaylee Anderson, Austine Pauley, Abigail Rickermann, Kelby Robinson, Kaylee Payne, Paytience Holman, Amanda Hansen, Ashley Ellis




1 Jillian Anderson OF / 5-4 / Fr. / L/L Rochester, Ill.
2 Rachel Anderson OF / 5-3 / Sr. / L/R Edwardsville, Ill.
3 Kimmy Wallen OF / 5-7 / Fr. / L/R Park Hills, Mo.
4 Alyson Tucker INF/P / 5-5 / So. / R/R Farmington, Mo.
5 Kileigh Grisham INF / 5-7 / Fr. / R/R Eureka, Mo.
6 Marisa Davis P / 5-4 / So. / L/L Kansas City, Mo.




7 Karsyn Davis C / 5-11 / Fr. / R/R Harrisburg, Ill.
8 Abby Rollet OF / 5-7 / Jr. / L/R Perryville, Mo.
9 Rachel Rook P / 5-11 / Jr. / R/R Republic, Mo.
10 Ashley Emert C/INF / 5-10 / Jr. / R/R East Peoria, Ill.
11 Danina Marton OF / 5-10 / Jr. / R/R Northridge, Calif.
12 Katie Dreiling P/INF / 5-7 / Jr. / R/R Jonesboro, Ark.



14 Kaylee Anderson INF/P / 5-7 / Jr. / R/R Warrenton, Mo.
15 Austine Pauley INF / 5-6 / Sr. / R/R St. Charles, Mo.
16 Abigail Rickermann INF / 5-6 / Fr. / L/R Festus, Mo.
17 Kelby Robinson OF / 5-6 / Fr. / L/R Wentzville, Mo.
18 Kaylee Payne INF/P / 5-3 / Fr. / R/R Oran, Mo.
19 Paytience Holman P / 5-8 / Fr. / R/R Mexico, Mo.



20 Leaha Winger INF / 5-7 / So. / R/R Johnston City, Ill.
21 Chelsy Pena C / 5-6 / So. / R/R Columbia, Ill.
22 Amanda Hansen P/INF / 6-0 / Fr. / R/R Wentzville, Mo.
24 Kynzie Wrigley INF / 5-3 / Fr. / L/R Mt. Zion, Ill.
26 Ashley Ellis INF / 5-8 / Sr. / R/R Arnold, Mo.
27 Anna Griffin INF / 6-1 / So. / R/R Bentonville, Ark.



Mark Redburn Head Coach Seventh Year
Kristen Jones Assistant Coach Sixth Year
Matthew Guemmer Assistant Coach Second Year
Jessica Gilbert Student Manager





MARK REDBURN

HEAD COACH

SEVENTH YEAR // MISSOURI-ST. LOUIS, 1993

Mark Redburn enters his seventh year at Southeast Missouri which is again ready to defend its Ohio Valley Conference regular-season and tournament crowns.

In the last two plus seasons, the Redhawks put together an overall record of 91-43 and 32-12 mark in OVC play. In over five years with Redburn at the helm, SEMO has produced one NFCA All-American, six NFCA All-Region selections, 11 All-OVC picks, one OVC Player of the Year, one OVC Tournament Most Valuable Player and two CoSIDA Academic All-Americans.

SEMO was off to a great start and had all the makings for a big 2020 campaign, but a global COVID-19 pandemic shut its season down only 17 games in.

The Redhawks won nine in

a row and posted a 9-1 record in their first 10 games of the season. SEMO finished with an overall record of 12-5 and did not get a chance to play any OVC games when play was cancelled.

Although the 2020 season lasted just 23 days (Feb. 14-Mar. 8), the Redhawks accomplished a lot in a short amount of time.

SEMO led the Ohio Valley Conference in slugging percentage (.528), on-base percentage (.411), triples (14), stolen bases (41), hits allowed (84) and earned runs allowed (40). The Redhawks also rated second in the league in batting average (.310), home runs (19), opposing batting average (.204), runs allowed (51), stolen bases per game (2.4) and triples per game (0.8).

Nationally, SEMO was among the top 25 in triples per game

(2nd), stolen bases per game (8th, 2.4), scoring (16th, 6.7), slugging percentage (21st) and on-base percentage (24th).

Individually, Rachel Anderson led the OVC in batting average (.480), slugging percentage (.880), on-base percentage (.541) and triples (5) following a season that culminated with her winning the league's coveted Player of the Year honor. Anderson, who didn't strike out all year, capped her 2020 campaign as only the sixth player in program history to claim First-Team CoSIDA Academic All-America accolades.

Pitcher Rachel Rook was atop the OVC in earned run average (0.70) and opposing batting average (.119), while Ashley Ellis ended the year as the league's leader in home runs (8).

Redburn guided SEMO to

its first OVC regular-season and tournament championship, and NCAA Regional appearance in 20 years the year before that in 2019.

What a year 2019 was for SEMO which set an all-time program record with 46 wins, the only 40-win season in the school's entire NCAA Division I era. The Redhawks went 46-18 overall and 17-5 in the OVC before going 1-2 at the NCAA Regional in Oxford, Mississippi.

SEMO had so much to celebrate over the course of its magical 2019 campaign.

Redburn and his staff were honored as the National Fastpitch Coaches Association (NFCA) Midwest Region Coaching Staff of the Year. For Redburn himself, he was voted OVC Coach of the Year for the first time in his career.

Four players earned All-OVC



honors, three claimed NFCA All-Region accolades and one garnered NFCA All-America distinction. Outfielder Rachel Anderson became SEMO's first All-American in 28 years and the program's first All-American in the NCAA Division I tenure. TEAM 43 was also recognized by the NFCA for achieving the fourth highest grade point average among all NCAA Division I schools. SEMO recorded a team GPA of 3.678 with 17 players securing NFCA All-America Scholar-Athlete honors.

Redburn certainly has the Redhawks trending in the right direction as his teams averaged nearly 40 wins (39.5) in the last two seasons alone. SEMO put together a 79-38 (.678) record and went 32-12 (.727) in conference play over that span.

Statistically, SEMO's 2019 team broke a total of 17 single-season records in slugging percentage (.510), on-base percentage (.382), game played (64), runs (363), hits (501), home runs (74), RBI (318), total bases (850), walks (180), stolen bases (89), stolen base attempts (117), wins (46), saves (11), batters struck out (331), batters struck out looking (90), innings pitched (414) and putouts (1242).

In 18 years as an NCAA Division I head coach, Division I assistant coach and National Junior College Athletic Association (NJCAA) head coach, Redburn has made 13 postseason appearances which include one NCAA Women's College World Series, two NCAA Super-Regionals, four NCAA Regionals and two NJCAA

National Tournaments.

In 2018, the Redhawks finished at 33-20 overall and fourth in the OVC with a 15-7 mark. SEMO locked down its first winning campaign in seven years.

The Redhawks heated up to win 11 of their final 14 regular-season games and advanced to the eight-team OVC Tournament.

SEMO's 2018 club finished with a 74 RPI among the nation's 296 NCAA Division I softball teams, quite a jump from its 173 ranking in 2017. The Redhawks collected eight doubleheader sweeps along the way.

Defensively, SEMO improved tremendously. After ranking eighth in the OVC in fielding percentage a year ago, the Redhawks were the league's second-best fielding team in 2018. SEMO had 43 errors and committed 16 less than it did in 2017. The Redhawks went error free in 25 games equating to 47 percent of their entire season.

The year before that, SEMO finished the 2017 campaign among the school's top single-season leaders in slugging percentage (6th, .427), on-base percentage (5th, .356), triples (4th, 21), home runs (9th, 31), total bases (9th, 567), stolen bases (2nd, 65), stolen base attempts (1st, 88), opponent batting average (7th, .282), strikeouts/7 innings (7th, 4.17), strikeouts (10th, 194), strikeouts looking (3rd, 61) fewest doubles allowed (8th, 49), fielding percentage (8th, .960), fewest stolen bases against (3rd, 38).

Redburn picked up his 200th

career victory when SEMO beat Austin Peay, 7-4, on Apr. 30, 2016. His 2016 club ranked among the school's top-10 teams in doubles (6th, 69), stolen bases (3rd, 58), walks (8th, 138), home runs (6th, 35) and slugging percentage (6th, .412).

In his first season, Redburn led the Redhawks to an overall record of 19-27 and 12-12 in OVC play during 2015. His 19 victories came after SEMO won no more than 15 games in each of the previous two seasons. Redburn's first club at Southeast also had 12 OVC wins, a +9 increase from the 2014 campaign. In addition, the Redhawks made the OVC Tournament, snapping a streak of three years where they missed the event.

Not only did Redburn earn his 100th career NCAA Division I win in his inaugural season with the Redhawks, but he coached three All-OVC selections and one NFCA All-Region honoree.

Statistically, SEMO finished among the top-five OVC teams in batting average (3rd), slugging percentage (5th), on-base percentage (5th) and hits (5th). The 2015 Redhawks also broke two single-season records with Kayla Fortner establishing new marks



■ The Redburn File

Experience:
16th Year (First at SEMO)

Hometown:
Plano, Ill.

Birthdate:
August 22, 1981

Alma Mater:
Southern Illinois, 2004

Education:
B.A. Marketing (Southern Illinois)
Master's Administrative Studies (Missouri State)

Date Hired:
March 23, 2020

Family:
Wife - Kristin
Children - Brielyn, Ashtyn

Playing Experience:
Southern Illinois, 1999-04

Coaching Experience:
Southern Illinois, Graduate Asst., 2004-06
Southern Illinois, Assistant Coach, 2006-12
Kansas State, Dir. of Operations, 2012-13
Missouri State, Assistant Coach, 2013-16
Kansas State, Assistant Coach, 2016-20
Southeast Missouri, 2020-pr.



in home runs and single-game mark and set a single-game school record with six home runs, as well.

Academically, the Redhawks accumulated a 3.35 grade point average during the 2014-15 academic year as a total of nine players earned NFCA All-America Scholar-Athlete status for achieving a 3.5 or higher GPA.

Redburn coached a total of four first-team All-OVC selections, three second-team All-OVC picks, one OVC Freshman of the Year, three NFCA All-Region honorees and three OVC All-Newcomer selections in his first four years as SEMO's head coach.

The fourth head coach in Redhawk softball history, Redburn won 90 games in five years as head coach at the University of Evansville before accepting the job at Southeast on June 26, 2014.

In 2014, Redburn coached a UE team with five starters that were underclassmen, including four freshmen and one sophomore. The Purple Aces achieved their highest batting average since 2007. Additionally, UE had a freshman lead the team in stolen bases and home runs.

Despite a season that allowed 53 games, the 2013 team had its best season in Redburn's five years at UE. Entering the Missouri Valley Conference Tournament as the No. 7 seed, the Purple Aces beat the No. 6, No. 3 and No. 2 seeds to make their first MVC Championship appearance since

2003. UE finished second with three players garnering All-Tournament team honors.

The 2013 campaign resulted in the most overall wins in a season since 2008 and the best regular-season and conference tournament finish since Redburn's arrival. UE continued its aggressive baserunning with 89 stolen bases, ranking second in the MVC. The pitching staff also rated fourth in the conference.

Redburn's 2012 club saw improvement as well, winning more games than it had the previous season. The Purple Aces stole 79 bases and had two all-conference and one National Fastpitch Coaches Association All-Region selection that year. In 2011, Redburn exposed a young and inexperienced team to some of the top programs in the nation as UE played one of its most difficult schedules. Tennessee, Georgia Tech, Missouri, Ohio State, Texas Tech, South Alabama and Chattanooga were among the stiff competition.

Redburn quickly started to transform the UE program during his first year in 2010. The Purple Aces secured a berth in the MVC Tournament after winning 10 conference games. UE led the MVC with 31 doubles and hit 36 home runs, while producing two all-conference picks.

Academically, Redburn's teams consistently enjoyed success. In fact, each of his last four UE teams accumulated a 3.1 or higher grade point average. He had several student-athletes

obtain over a 3.5 GPA and earn academic recognition along the way.

Prior to UE, Redburn spent three years as an assistant coach at the University of Missouri working primarily with the pitchers and catchers, and serving as recruiting coordinator.

He was part of a coaching staff that compiled an overall record of 137-53. The Tigers registered a school record for victories (50), won the Big 12 Conference Tournament, won their Regional and defeated host UCLA in the Super Regional to advance to the College World Series in 2009. Overall, Redburn coached four all-conference pitchers, including USA National Team Pitcher Chelsea Thomas at Missouri.

Redburn began his collegiate coaching career as head coach at St. Charles (Mo.) Community College from 2001-04. He led the 2003 team to its first Region 16 championship and

a seventh-place finish at the National Junior College Athletic Association Division I National Tournament. His 2004 squad set a school record with 33 victories.

Following his stay at St. Charles CC, Redburn spent two seasons as head coach of the new softball program at Jefferson College. In the program's first year of competition, 2006, he led Jefferson to a 49-16 record, Region 16 championship and ninth-place finish at the NJCAA Division I National Tournament. Redburn was honored as the Midwest Community College Athletic Conference Coach of the Year following that season.

A native of St. Charles, Missouri, Redburn graduated from the University of Missouri-St. Louis in 1993 and received his master's degree in Athletics/Activities Administration from William Woods University.

He and his wife, Tracy, have two sons, Joe and Jack.



Redburn's Year-by-Year Records

Year	School	Assignment	Record	Conference Finish	Postseason
2002	St. Charles CC	Head Coach	16-21	3rd	Region XVI Runner-Up
2003	St. Charles CC	Head Coach	26-21	2nd	Region XVI Champions 7th NJCAA National Tournament
2004	St. Charles CC	Head Coach	33-16	1st	3rd in Region XVI
2005	Jefferson College	Head Coach	-	Program Preparation Year	-
2006	Jefferson College	Head Coach	49-16	1st Region 16	-
2007	Missouri	Assistant Coach	40-23, 13-4	3rd Big 12	-
2008	Missouri	Assistant Coach	47-17, 11-6	3rd Big 12	-
2009	Missouri	Assistant Coach	50-12, 12-6	2nd Big 12	1st Big 12 Tournament NCAA Midwest Regional Champions NCAA Super Regional Champions 8th in College World Series
2010	Evansville	Head Coach	18-34, 10-16	t7th MVC	-
2011	Evansville	Head Coach	12-42, 6-21	9th MVC	-
2012	Evansville	Head Coach	18-37, 8-19	8th MVC	-
2013	Evansville	Head Coach	23-30, 11-12	7th MVC	2nd MVC Tournament
2014	Evansville	Head Coach	19-32, 7-19	10th MVC	-
2015	Southeast Missouri	Head Coach	19-27, 12-12	7th OVC	8th OVC Tournament
2016	Southeast Missouri	Head Coach	16-33, 10-17	10th OVC	-
2017	Southeast Missouri	Head Coach	23-27, 8-14	9th OVC	-
2018	Southeast Missouri	Head Coach	33-20, 15-7	4th OVC	7th OVC Tournament
2019	Southeast Missouri	Head Coach	46-18, 17-5	1st OVC	1st OVC Tournament 3rd NCAA Regional
2020*	Southeast Missouri	Head Coach	12-5	-	-

* Season ended due to a global COVID-19 pandemic

Overall Record as a Collegiate Coach: 501-431 (18 years)

Overall Record as a Head Coach: 363-379 (15 years)

Record at Southeast Missouri, 149-130, 62-55 Ohio Valley Conference (6 years)

Record at Evansville, 90-175, 42-87 Missouri Valley Conference (5 years)

Record at Jefferson College, 49-16 (1 year)

Record at St. Charles CC: 75-58 (3 years)

Record as Assistant Coach at Missouri: 137-52 (3 years)

Redburn by the Numbers

- 66 OVC Commissioner's Honor Roll Selections
- 26 NFCA All-America Scholar-Athletes
- 20+ Academic All-Americans
- 11 NJCAA All-Region 16 Players
- 15 OVC Medal of Honor Recipients
- 6 First-Team All-OVC Selections
- 6 All-MVC Players
- 6 MVC Scholar-Athletes
- 6 OVC Players of the Week
- 5 All-Americans
- 5 NFCA All-Region Selections
- 4 OVC Pitchers of the Week
- 4 MCCAC All-Conference Players
- 3 OVC All-Newcomer Selections
- 3 MVC Players of the Week
- 2 Second-Team All-OVC Selections
- 1 OVC Player of the Year
- 1 OVC Freshman of the Year

Coaching Honors

- 2019 OVC Coach of the Year
- 2019 NFCA Midwest Region Coaching Staff of the Year
- 2009 Midwest Coaching Staff of the Year
- 2006 Region 16 and MCCAC Coach of the Year
- 2003 Region 16 Coach of the Year

2020 Final Statistics

Record: 12-5 Home: 1-2 Away: 2-2 Neutral: 9-1 OVC: 0-0

Player	avg	gp-gs	ab	r	h	2b	3b	hr	rbi	tb	slg%	bb	hp	so	gdp	ob%	sf	sh	sb-att	po	a	e	fld%
2 ANDERSON, Rachel	.480	17-17	50	19	24	1	5	3	15	44	.880	6	3	0	0	.541	2	1	9-10	24	2	1	.963
14 ANDERSON, Kaylee	.381	16-14	42	15	16	1	1	3	9	28	.667	3	6	7	0	.490	0	2	8-8	17	21	0	1.000
24 DONALD, Rachael	.367	14-12	30	3	11	3	0	0	3	14	.467	4	0	8	1	.441	0	0	0-0	69	5	1	.987
26 ELLIS, Ashley	.347	17-17	49	13	17	2	0	8	21	43	.878	11	0	8	0	.467	0	0	0-0	87	2	0	1.000
12 BARNOUSKI, Addison	.294	15-13	34	9	10	1	1	1	7	16	.471	8	0	11	0	.429	0	0	1-2	14	9	0	1.000
22 HARRIS, Madison	.278	15-14	36	7	10	0	2	0	5	14	.389	3	1	5	0	.350	0	1	2-2	8	1	0	1.000
15 PAULEY, Austine	.271	17-17	48	12	13	4	1	2	9	25	.521	8	1	9	0	.379	1	0	6-7	21	26	5	.904
27 GRIFFIN, Anna	.269	15-10	26	4	7	1	1	0	5	10	.385	7	0	7	0	.412	1	1	1-1	9	0	0	1.000
4 GALLO, Claudia	.250	16-16	44	10	11	0	1	1	7	16	.364	3	5	11	0	.352	2	2	3-3	16	0	0	1.000
10 EMERT, Ashley	.217	17-9	23	6	5	1	1	1	5	11	.478	4	1	8	0	.345	1	0	3-3	16	21	3	.925
3 WALLEN, Kimmy	.200	14-6	25	3	5	0	0	0	2	5	.200	2	0	2	0	.259	0	0	3-3	2	0	2	.500
21 PENA, Chelsy	.200	13-5	20	4	4	0	0	0	3	4	.200	4	0	0	0	.333	0	1	1-2	27	0	0	1.000

11 MARTON, Danina	.444	12-0	9	5	4	0	0	0	1	4	.444	1	0	0	0	.500	0	0	3-3	0	0	0	.000
18 HANCE, Keira	.222	10-1	9	2	2	0	1	0	5	4	.444	1	0	2	0	.300	0	1	1-1	3	5	2	.800
20 WININGER, Leaha	.222	12-1	9	3	2	1	0	0	1	3	.333	0	0	2	0	.222	0	0	0-0	1	2	0	1.000
7 DAVIS, Karsyn	.000	5-1	3	0	0	0	0	0	0	0	.000	1	0	0	0	.250	0	1	0-0	24	3	0	1.000
16 SANDERS, Carlie	.000	1-0	0	0	0	0	0	0	0	0	.000	0	0	0	0	.000	0	0	0-0	0	0	0	.000
Totals	.309	17	457	115	141	15	14	19	98	241	.527	66	17	80	1	.410	7	10	41-45	339	112	14	.970
Opponents	.204	17	411	51	84	14	1	11	46	133	.324	45	8	109	2	.294	2	12	9-12	329	127	29	.940

LOB - Team (115), Opp (90). DPs turned - Team (5), Opp (4). IBB - Team (0), Opp (1). Picked off - K. ANDERSON 2.

(All games Sorted by Earned run avg)

Player	era	w-l	app	gs	cg	sho	sv	ip	h	r	er	bb	so	2b	3b	hr	b/avg	wp	hp	bk	sfa	sha	
9 ROOK, Rachel	0.70	4-2	7	6	5	3/1	0	40.0	16	4	4	7	51	1	0	2	.119	0	2	0	0	2	
19 HOLMAN, Paytience	2.50	2-3	8	5	2	1/0	0	33.2	31	17	12	13	34	5	1	4	.238	3	1	0	0	6	
14 ANDERSON, Kaylee	4.12	3-0	7	0	0	0/2	1	18.2	20	16	11	8	12	2	0	2	.267	2	3	0	1	0	

6 DAVIS, Marisa	2.62	1-0	4	1	0	0/1	0	8.0	5	3	3	2	6	1	0	2	.185	0	2	0	0	1	
5 ESTES, Alexis	5.53	2-0	7	5	0	0/0	0	12.2	12	11	10	15	6	5	0	1	.267	8	0	0	1	3	
Totals	2.48	12-5	17	17	7	6/2	1	113.0	84	51	40	45	109	14	1	11	.204	13	8	0	2	12	
Opponents	5.62	5-12	17	17	6	2/1	2	109.2	141	115	88	66	80	15	14	19	.309	9	17	0	7	10	

PB - Team (3), PENA 1, K. DAVIS 1, DONALD 1, Opp (1). Pickoffs - Team (1), DONALD 1. SBA/ATT - DONALD (8-10), ROOK (2-4), K. ANDERSON (2-3), HOLMAN (3-3), M. DAVIS (1-1), ESTES (1-1), PENA (1-1).


2020 Results

Date	Opponent	Score	Inns	Overall	OVC	Pitcher of record	Attend	Time
!02-14-20	vs Kennesaw State	L 4-6	7	0-1-0	0-0-0	HOLMAN (L 0-1)	121	2:37
!02-14-20	vs Purdue Fort Wayne	w 16-15	(9)	1-1-0	0-0-0	K. ANDERSON (W 1-0)	127	3:45
!02-15-20	vs Southern Miss	w 7-0	7	2-1-0	0-0-0	HOLMAN (W 1-1)	117	2:24
!02-15-20	at Troy	w 13-3	7	3-1-0	0-0-0	K. ANDERSON (W 2-0)	97	2:49
@02-21-20	vs SC State	w 16-3	5	4-1-0	0-0-0	ESTES (W 1-0)	86	2:24
@02-21-20	at Alabama State	w 12-3	6	5-1-0	0-0-0	K. ANDERSON (W 3-0)	70	2:17
@02-22-20	vs Howard	w 3-0	7	6-1-0	0-0-0	ROOK (W 1-0)	54	1:30
@02-22-20	vs Grambling	w 4-1	7	7-1-0	0-0-0	ESTES (W 2-0)	81	2:00
@02-23-20	vs SC State	w 2-0	7	8-1-0	0-0-0	ROOK (W 2-0)	67	1:42
02-29-20	KANSAS CITY	w 3-0	7	9-1-0	0-0-0	ROOK (W 3-0)	257	1:45
03-01-20	KANSAS CITY-1	L 12-13	7	9-2-0	0-0-0	HOLMAN (L 1-2)	305	2:57
03-01-20	KANSAS CITY	L 1-2	7	9-3-0	0-0-0	ROOK (L 3-1)	274	1:51
#03-06-20	vs Miss. Valley State	w 6-1	7	10-3-0	0-0-0	HOLMAN (W 2-2)	89	2:28
#03-06-20	vs Bryant	w 8-0	6	11-3-0	0-0-0	ROOK (W 4-1)	97	1:38
#03-07-20	at Mississippi State	L 0-2	7	11-4-0	0-0-0	HOLMAN (L 2-3)	305	1:40
#03-07-20	vs Bryant	w 8-0	5	12-4-0	0-0-0	M. DAVIS (W 1-0)	38	1:39
#03-08-20	at #24 Mississippi State	L 0-2	7	12-5-0	0-0-0	ROOK (L 4-2)	342	1:44

* = Conference game

! = Troy University Tournament (Troy, Ala.)

@ = Stinger Classic (Montgomery, Ala.)

= Bulldog Slamboree (Starkville, Miss.)

() extra inning game



2020 Season/Career Statistics

Record: 12-5 Home: 1-2 Away: 2-2 Neutral: 9-1 OVC: 0-0

Table with columns for Player, SEASON, and CAREER statistics including Avg, G-GS, AB, R, H, 2B, 3B, HR, RBI, BB, Hbp, SO, Sb-Att.

(All games Sorted by Earned run avg)

Table with columns for Player, SEASON, and CAREER statistics including ERA, W-L, App, GS, CG, Sho, Sv, IP, H, R, ER, BB, SO.



Multiple-Hit Games

Table with columns: Player, 2, 3, 4, 5+, Total

Multiple-RBI Games

Table with columns: Player, 2, 3, 4, 5+, Total

Inning-by-Inning Summary

Table with columns: Inning, SEMO, Opp.

Inning-by-Inning Summary (OVC Games)

Table with columns: Inning, SEMO, Opp.

Current Hitting Streaks

Table with columns: Player, Games, Started

Current Reached Base Streaks

Table with columns: Player, Games, Started

Career Multiple-Hit Games

Table with columns: Player, 2, 3, 4, 5+, Total

Table listing career multiple-hit games for individual players like Rachel Anderson, Ashley Ellis, etc.

Career Multiple-RBI Games

Table with columns: Player, 2, 3, 4, 5+, Total

Table listing career multiple-RBI games for individual players like Rachel Anderson, Ashley Ellis, etc.

1 Jillian Anderson

2021 Season/Career-Highs statistics for Jillian Anderson: At-Bats, Runs, Hits, Doubles, Triples, Home Runs, RBI, Stolen Bases.

14 Kaylee Anderson

2021 Season-Highs statistics for Kaylee Anderson: At-Bats, Runs, Hits, Doubles, Triples, Home Runs, RBI, Stolen Bases.

Hitting Career-Highs

Table listing hitting career-highs for Kaylee Anderson: At-Bats, Runs, Hits, Doubles, Triples, Home Runs, RBI, Stolen Bases.

Pitching Career-Highs

Table listing pitching career-highs for Kaylee Anderson: Innings Pitched, Fewest Hits, Most Hits, Fewest Runs, Most Runs, Fewest Walks, Strikeouts.

2 Rachel Anderson

2021 Season-Highs statistics for Rachel Anderson: At-Bats, Runs, Hits, Doubles, Triples, Home Runs, RBI, Stolen Bases.

Career-Highs

Table listing career-highs for Rachel Anderson: At-Bats, Runs, Hits, Doubles, Triples, Home Runs, RBI, Stolen Bases.

7 Karsyn Davis

2021 Season-Highs statistics for Karsyn Davis: At-Bats, Runs, Hits, Doubles, Triples, Home Runs, RBI, Stolen Bases.

Career-Highs

Table listing career-highs for Karsyn Davis: At-Bats, Runs, Hits, Doubles, Triples, Home Runs, RBI, Stolen Bases.

6 Marisa Davis

2021 Season-Highs statistics for Marisa Davis: Innings Pitched, Fewest Hits, Most Hits, Fewest Runs, Most Runs, Fewest Walks, Strikeouts.

Career-Highs

Table listing career-highs for Marisa Davis: Innings Pitched, Fewest Hits, Most Hits, Fewest Runs, Most Runs, Fewest Walks, Strikeouts.

12 Katie Dreiling

2021 Season/Career-Highs statistics for Katie Dreiling: Innings Pitched, Fewest Hits, Most Hits, Fewest Runs, Most Runs, Fewest Walks, Strikeouts.

26 Ashley Ellis

2021 Season-Highs statistics for Ashley Ellis: At-Bats, Runs, Hits, Doubles, Triples, Home Runs, RBI, Stolen Bases.

Career-Highs

Table listing career-highs for Ashley Ellis: At-Bats, Runs, Hits, Doubles, Triples, Home Runs, RBI, Stolen Bases.



10 Ashley Emert

2021 Season-Highs

Table with 1 column: Statistic (At-Bats, Runs, Hits, Doubles, Triples, Home Runs, RBI, Stolen Bases)

Career-Highs

Table with 2 columns: Statistic, Career-Highs (e.g., 3, 3x, last vs. Kansas City (3/1/20))

27 Anna Griffin

2021 Season-Highs

Table with 1 column: Statistic (At-Bats, Runs, Hits, Doubles, Triples, Home Runs, RBI, Stolen Bases)

Career-Highs

Table with 2 columns: Statistic, Career-Highs (e.g., 4, at Central Arkansas (3/1/19))

5 Kileigh Grisham

2021 Season/Career-Highs

Table with 1 column: Statistic (At-Bats, Runs, Hits, Doubles, Triples, Home Runs, RBI, Stolen Bases)

22 Amanda Hansen

2021 Season/Career-Highs

Table with 1 column: Statistic (Innings Pitched, Fewest Hits, Most Hits, Fewest Runs, Most Runs, Fewest Walks, Strikeouts)

19 Paytience Holman

Career-Highs

Table with 2 columns: Statistic, Career-Highs (e.g., 70, vs. Southern Mississippi (2/15))

11 Danina Marton

2021 Season-Highs

Table with 1 column: Statistic (At-Bats, Runs, Hits, Doubles, Triples, Home Runs, RBI, Stolen Bases)

Career-Highs

Table with 2 columns: Statistic, Career-Highs (e.g., 3, 3x, last vs. South Carolina State (2/21/20))

15 Austine Pauley

2021 Season-Highs

Table with 1 column: Statistic (At-Bats, Runs, Hits, Doubles, Triples, Home Runs, RBI, Stolen Bases)

Career-Highs

Table with 2 columns: Statistic, Career-Highs (e.g., 5, 2x, last vs. Kansas City (3/1))

18 Kaylee Payne

2021 Season/Career-Highs

Table with 1 column: Statistic (At-Bats, Runs, Hits, Doubles, Triples, Home Runs, RBI, Stolen Bases)

21 Chelsy Pena

2021 Season-Highs

Table with 1 column: Statistic (At-Bats, Runs, Hits, Doubles, Triples, Home Runs, RBI, Stolen Bases)

Career-Highs

Table with 2 columns: Statistic, Career-Highs (e.g., 4, 2x, last vs. Purdue Fort Wayne (2/14/20))

16 Abigail Rickermann

2021 Season-Highs

Table with 1 column: Statistic (At-Bats, Runs, Hits, Doubles, Triples, Home Runs, RBI, Stolen Bases)

8 Abby Rollet

2021 Season/Career-Highs

Table with 1 column: Statistic (At-Bats, Runs, Hits, Doubles, Triples, Home Runs, RBI, Stolen Bases)

9 Rachel Rook

2021 Season-Highs

Table with 1 column: Statistic (Innings Pitched, Fewest Hits, Most Hits, Fewest Runs, Most Runs, Fewest Walks, Strikeouts)

Career-Highs

Table with 2 columns: Statistic, Career-Highs (e.g., 70, 4x, last vs. Kansas City (3/1/20))

4 Alyson Tucker

2021 Season/Career-Highs

Table with 1 column: Statistic (At-Bats, Runs, Hits, Doubles, Triples, Home Runs, RBI, Stolen Bases)

3 Kimmy Wallen

2021 Season-Highs

Table with 1 column: Statistic (At-Bats, Runs, Hits, Doubles, Triples, Home Runs, RBI, Stolen Bases)

Career-Highs

Table with 2 columns: Statistic, Career-Highs (e.g., 4, 2x, last at Alabama State (2/21))

20 Leaha Winger

2021 Season-Highs

Table with 1 column: Statistic (At-Bats, Runs, Hits, Doubles, Triples, Home Runs, RBI, Stolen Bases)

Career-Highs

Table with 2 columns: Statistic, Career-Highs (e.g., 3, vs. Coppin State (3/2/19))

24 Kynzie Wrigley

2021 Season/Career-Highs

Table with 1 column: Statistic (At-Bats, Runs, Hits, Doubles, Triples, Home Runs, RBI, Stolen Bases)

Southeast Missouri's Record

Table with 2 columns: Record Category (Overall, At Home, On the Road, etc.), Record (e.g., 0-0)



Honors & Awards



Game-by-Game Starting Lineups

Opponent	P	C	1B	2B	3B	SS	LF	CF	RF	DP
Auburn										
Auburn										
Auburn										
Tennessee										
Tennessee										
North Dakota State										
Arkansas										
Texas Tech										
Arkansas										
Texas Tech										
Austin Peay										
Austin Peay										
Austin Peay										
Tennessee Tech										
Tennessee Tech										
Tennessee Tech										
Missouri State										
Belmont										
Belmont										
Belmont										
Saint Louis										
Morehead State										
Morehead State										
Morehead State										
Eastern Illinois										
Eastern Illinois										
Eastern Illinois										
Kansas City										
Kansas City										
SIU Edwardsville										
SIU Edwardsville										
SIU Edwardsville										
Saint Louis										
Eastern Kentucky										
Eastern Kentucky										
Eastern Kentucky										
Tennessee State										
Tennessee State										
Tennessee State										
UT Martin										
UT Martin										
Murray State										
Murray State										
Murray State										
UT Martin										
UT Martin										
Jacksonville State										
Jacksonville State										
Jacksonville State										



Game-by-Game Hitting

Opponent	AB	R	H	RBI	2B	3B	HR	BB	IBB	SB	CS	HBP	SAC	SF	GDP	K	PQ	A	E	Avg	
Southeast Missouri																					
Auburn																					
Southeast Missouri																					
Auburn																					
Southeast Missouri																					
Auburn																					
Southeast Missouri																					
Tennessee																					
Southeast Missouri																					
Tennessee																					
Southeast Missouri																					
North Dakota State																					
Southeast Missouri																					
Arkansas																					
Southeast Missouri																					
Texas Tech																					
Southeast Missouri																					
Arkansas																					
Southeast Missouri																					
Texas Tech																					
Southeast Missouri																					
Austin Peay																					
Southeast Missouri																					
Austin Peay																					
Southeast Missouri																					
Austin Peay																					
Southeast Missouri																					
Tennessee Tech																					
Southeast Missouri																					
Tennessee Tech																					
Southeast Missouri																					
Tennessee Tech																					
Southeast Missouri																					
Missouri State																					
Southeast Missouri																					
Belmont																					
Southeast Missouri																					
Belmont																					
Southeast Missouri																					
Belmont																					
Southeast Missouri																					
Saint Louis																					
Southeast Missouri																					
Morehead State																					
Southeast Missouri																					
Morehead State																					
Southeast Missouri																					
Morehead State																					
Southeast Missouri																					
Eastern Illinois																					
Southeast Missouri																					
Eastern Illinois																					
Southeast Missouri																					
Eastern Illinois																					
Southeast Missouri																					
Kansas City																					
Southeast Missouri																					
Kansas City																					



Game-by-Game Hitting

Opponent	AB	R	H	RBI	2B	3B	HR	BB	IBB	SB	CS	HBP	SAC	SE	GDP	K	PQ	A	E	Avg
Southeast Missouri SIU Edwardsville																				
Southeast Missouri SIU Edwardsville																				
Southeast Missouri SIU Edwardsville																				
Southeast Missouri Saint Louis																				
Southeast Missouri Eastern Kentucky																				
Southeast Missouri Eastern Kentucky																				
Southeast Missouri Eastern Kentucky																				
Southeast Missouri Eastern Kentucky																				
Southeast Missouri Tennessee State																				
Southeast Missouri Tennessee State																				
Southeast Missouri Tennessee State																				
Southeast Missouri UT Martin																				
Southeast Missouri UT Martin																				
Southeast Missouri Murray State																				
Southeast Missouri Murray State																				
Southeast Missouri Murray State																				
Southeast Missouri UT Martin																				
Southeast Missouri UT Martin																				
Southeast Missouri Jacksonville State																				
Southeast Missouri Jacksonville State																				
Southeast Missouri Jacksonville State																				



Game-by-Game Pitching

Opponent	IP	H	R	ER	BB	SQ	2B	3B	HR	WP	BK	HBP	DP	IBB	Score	W-L	SV	ERA
Southeast Missouri Auburn																		
Southeast Missouri Auburn																		
Southeast Missouri Auburn																		
Southeast Missouri Tennessee																		
Southeast Missouri Tennessee																		
Southeast Missouri North Dakota State																		
Southeast Missouri Arkansas																		
Southeast Missouri Texas Tech																		
Southeast Missouri Arkansas																		
Southeast Missouri Texas Tech																		
Southeast Missouri Austin Peay																		
Southeast Missouri Austin Peay																		
Southeast Missouri Austin Peay																		
Southeast Missouri Tennessee Tech																		
Southeast Missouri Tennessee Tech																		
Southeast Missouri Tennessee Tech																		
Southeast Missouri Missouri State																		
Southeast Missouri Belmont																		
Southeast Missouri Belmont																		
Southeast Missouri Belmont																		
Southeast Missouri Belmont																		
Southeast Missouri Saint Louis																		
Southeast Missouri Morehead State																		
Southeast Missouri Morehead State																		
Southeast Missouri Morehead State																		
Southeast Missouri Morehead State																		
Southeast Missouri Eastern Illinois																		
Southeast Missouri Eastern Illinois																		
Southeast Missouri Eastern Illinois																		
Southeast Missouri Kansas City																		
Southeast Missouri Kansas City																		



Game-by-Game Pitching

Opponent	IP	H	R	ER	BB	SO	2B	3B	HR	WP	BK	HBP	DP	IBB	Score	W-L	SV	ERA	
Southeast Missouri SIU Edwardsville																			
Southeast Missouri SIU Edwardsville																			
Southeast Missouri SIU Edwardsville																			
Southeast Missouri Saint Louis																			
Southeast Missouri Eastern Kentucky																			
Southeast Missouri Eastern Kentucky																			
Southeast Missouri Eastern Kentucky																			
Southeast Missouri Tennessee State																			
Southeast Missouri Tennessee State																			
Southeast Missouri Tennessee State																			
Southeast Missouri UT Martin																			
Southeast Missouri UT Martin																			
Southeast Missouri Murray State																			
Southeast Missouri Murray State																			
Southeast Missouri Murray State																			
Southeast Missouri UT Martin																			
Southeast Missouri UT Martin																			
Southeast Missouri Jacksonville State																			
Southeast Missouri Jacksonville State																			
Southeast Missouri Jacksonville State																			