



2020 AUBURN SOFTBALL

#WarEagle | 16 All-Americans • Two SEC Titles • 2015, 2016 Women's College World Series

Softball Contact | Taylor Shirey • @taylor_shirey14 • trs0010@auburn.edu • (C) 334-750-0710

Auburn Athletics Communications | 392 South Donahue Drive • Auburn, AL 36830 • AuburnTigers.com • @AuburnSoftball

2021 SCHEDULE/RESULTS

| Date | Opponent | Time/Result |
|-----------|---------------------------------|-------------|
| Feb. 13 | SOUTHEAST MISSOURI STATE | 12 p.m.+ |
| Feb. 13 | SOUTHEAST MISSOURI STATE | 2:30 p.m.+ |
| Feb. 14 | SOUTHEAST MISSOURI STATE | 11 a.m. |
| Feb. 19 | ! vs. South Carolina | 12 p.m. |
| Feb. 19 | ! at Jacksonville | 5 p.m. |
| Feb. 20 | ! vs. South Carolina | 12 p.m. |
| Feb. 20 | ! at North Florida | 5 p.m. |
| Feb. 25 | \$ JACKSONVILLE | 5 p.m. |
| Feb. 26 | \$ MURRAY STATE | 2:30 p.m. |
| Feb. 26 | \$ MURRAY STATE | 5 p.m. |
| Feb. 27 | \$ IUPUI | 3 p.m. |
| Feb. 27 | \$ IUPUI | 5 p.m. |
| Mar. 4 | ^ TROY | 5 p.m. |
| Mar. 5 | ^ SOUTHERN MISS | 2:30 p.m. |
| Mar. 5 | ^ SOUTHERN MISS | 5 p.m. |
| Mar. 6 | ^ SOUTHEASTERN LOUISIANA | 2:30 p.m. |
| Mar. 6 | ^ SOUTHEASTERN LOUISIANA | 5 p.m. |
| Mar. 12 | * ALABAMA | TBA |
| Mar. 13 | * ALABAMA | TBA |
| Mar. 14 | * ALABAMA | TBA |
| Mar. 19 | & TBA | TBA |
| Mar. 20 | & TBA | TBA |
| Mar. 20 | & TBA | TBA |
| Mar. 21 | & TBA | TBA |
| Mar. 26 | * at Missouri | TBA |
| Mar. 27 | * at Missouri | TBA |
| Mar. 28 | * at Missouri | TBA |
| Apr. 1 | * Arkansas | TBA |
| Apr. 2 | * Arkansas | TBA |
| Apr. 3 | * Arkansas | TBA |
| Apr. 9 | * at Texas A&M | TBA |
| Apr. 10 | * at Texas A&M | TBA |
| Apr. 11 | * at Texas A&M | TBA |
| Apr. 14 | * at Georgia State | TBA |
| Apr. 16 | * Kentucky | TBA |
| Apr. 17 | * Kentucky | TBA |
| Apr. 18 | * Kentucky | TBA |
| Apr. 23 | * at Ole Miss | TBA |
| Apr. 24 | * at Ole Miss | TBA |
| Apr. 25 | * at Ole Miss | TBA |
| Apr. 30 | * Tennessee | TBA |
| May 1 | * Tennessee | TBA |
| May 2 | * Tennessee | TBA |
| May 7 | * at LSU | TBA |
| May 8 | * at LSU | TBA |
| May 9 | * at LSU | TBA |
| May 11-15 | % SEC Tournament | TBA |
| May 20-23 | NCAA Regionals | TBA |
| May 27-30 | NCAA Super Regionals | TBA |
| June 3-9 | Women's College World Series | TBA |

BOLD indicates home contest | All times listed in Central and subject to change
Additional non-conference games will be announced at a later time

* - Southeastern Conference Game

! - Osprey/Dolphin Invitational (Jacksonville, Fla.) | S - Tiger Invite (Auburn, Ala.)

^ - Auburn Invitational (Auburn, Ala.) | & - War Eagle Battle (Auburn, Ala.)

% - SEC Tournament (Tuscaloosa, Ala.)

+ - SEC Network + | # - SEC Network | u - ESPN2 | v - ESPN

SOUTHEAST MISSOURI STATE

AUBURN TIGERS

RECORD: 14-8 (0-0 SEC)

RANKINGS: NR NFCA | RV USA Softball | NR DI Softball | NR Softball America

HEAD COACH: Mickey Dean (Elon, 1987)

CAREER RECORD: 574-221 (15th Season)

RECORD AT AUBURN: 96-49 (4th Season)



SOUTHEAST MISSOURI STATE REDHAWKS

RECORD: 0-0 (0-0 OVC)

RANKINGS: NR NFCA | RV USA Softball | NR DI Softball | NR Softball America

HEAD COACH: Mark Redburn (Missouri-St. Louis, 1993)

CAREER RECORD: 239-305 (12th Season)

RECORD AT SEMO: 149-130 (7th Season)



HOW TO WATCH

BROADCAST: SEC Network + (Saturday)

LOCATION: Auburn, Ala.

STADIUM: Jane B. Moore Field (2,316)

TALENT: Brit Bowen (Play-By-Play)

Kasey Cooper (Analyst)

WEATHER FORECAST

SATURDAY: 52 Degrees - Showers (80%)

SUNDAY: 55 Degrees - Showers (50%)

RADIO: JJ Jackson (Play-by-Play)

Auburn Sports Network

95.9 WTGZ or 99.9 WQNR

QUICK HITS

- Auburn softball returns to the field after an 11 month hiatus due to the COVID-19 pandemic. Saturday marks the first contest for the Tigers since Auburn defeated Georgia State 2-1 on March 11, 2020.
- Auburn's season opening series against Southeastern Missouri State will mark the first meeting between the two squads. Auburn holds a 19-4-1 all-time record in season openers. Auburn has won six of its last seven season-opening contests.
- Depth won't be an issue for the Tigers as Auburn returns 18 letterwinners from the 2020 season, including eight starters. Graduate students Tannon Snow, Justus Perry and Alyssa Rivera all elected to return after their senior seasons were shortened due to COVID-19. Snow will not see the field this season due to knee injury suffered in the fall.
- Softball American tabbed two Tigers to its preseason Top 100 Collegiate Players as right-hander Samantha Yarbrough checked in at No. 68 and newcomer Kaylee Horton, a transfer from Ole Miss, cracked the list at No. 90
- Makenna Dowell returns after a breakout junior season at the plate. Dowell was the second toughest batter to strikeout in the SEC last season with just two in her 81 at-bats.
- One of the best defensive first basemen in the country, Justus Perry is 61 putouts away from being just the eighth Tiger in program history to record at least 1,000 career putouts. Perry ranks tied for fourth in program history with a .989 fielding percentage entering her fifth year on The Plains.
- Eight true freshman will make their collegiate debuts this season. The 2020 Auburn freshman class was ranked as the No. 4 recruiting class in the country by FloSoftball as the Tigers signed six of the Top 100 ranked recruits. Earlier this preseason, Maddie Penta was tabbed the No. 9 collegiate freshman in the country by Softball America.

BY THE NUMBERS

4 Entering his fourth season as head coach of the Tigers, Mickey Dean is just four wins shy of picking up his 100th victory on the Plains.

9 Auburn ranks second in the SEC behind only Ole Miss as the most veteran roster in the league. The Tigers have nine student-athletes in their fourth, fifth or sixth collegiate season.

9 Returning for her fifth year, Alyssa Rivera is just one of nine players in program history to have at least 100 career runs scored, 150 career hits and 110 career RBI.

#WarEagle



AuburnTigers.com



@AuburnSoftball

@AuburnTigers



/AuburnSoftball
/AuburnTigers

TEAM SCHEDULE AND MEDIA AVAILABILITY » WEEK OF FEB. 8-14

| MONDAY February 8 | TUESDAY February 9 | WEDNESDAY February 10 | THURSDAY February 11 | FRIDAY February 12 | SATURDAY February 13 | SUNDAY February 14 |
|----------------------|---|--------------------------------------|---|-----------------------------------|---|------------------------------------|
| OFF DAY | PRACTICE 3:45 to 6:15 p.m. CT | PRACTICE 3 to 5:30 p.m. CT | PRACTICE 3:45 to 6:15 p.m. CT | PRACTICE 3 to 5 p.m. CT | GAME 12 p.m. CT vs. SEMO (DH) | GAME 12 p.m. CT vs. SEMO |
| No Media | Weekly Media Availability | Media By Request | Media By Request | Media By Request | Interviews Postgame | Interviews Postgame |

AUBURN ATHLETICS COMMUNICATIONS

AUBURNTIGERS.COM

For updated game notes, statistics, safety protocols and latest information on Auburn softball and Auburn Athletics, visit AuburnTigers.com.

INTERVIEW POLICY

Coach Dean, assistant coaches and select student-athletes are available for interviews by contacting Taylor Shirey in the communications office. All interviews during the week will be conducted via phone or through ZOOM. Weekly media availabilities will be conducted approximately 30 minutes prior to Tuesday practices throughout the season unless otherwise specified. ZOOM information will be emailed to the media on Mondays. Specific interview request should be made at least 24 hours in advance to ensure availability.

Due to COVID protocols, all practices during the 2021 season are CLOSED.

Postgame interviews with Coach Dean and requested players will be conducted via ZOOM following a brief cooling-off period. ZOOM links will be emailed out to media on game days.

CREDENTIALS

Media members wishing to cover Auburn softball should contact Taylor Shirey at least 48 hours prior to each home contest. Due to COVID-19, seating at Jane B. Moore Field is extremely limited. There will be an estimated 1-2 seats available for reporters (including visiting media) for home contests. In addition, there will be a very limited number of photo/video credentials.

All credentials will be issued on a game-by-game basis. No passes will be issued in advance. Credentials will be available for pick up on game days at Media Will Call located at the main entrance of Jane B. Moore Field. You will receive email confirmation following the 48 hour deadline of which game(s) you have been approved to cover. Due to limitations on spacing, media members may be limited to attend one game per weekend series based on demand to ensure an opportunity for all members of the media to cover a

contest in person.

Due to COVID protocols, media space has been relocated at Jane B. Moore Field. Signage within the pressbox will mark the appropriate booth. All windows will be open during home games at Jane B. Moore Field, regardless of weather, to ensure air circulation. Please dress accordingly.

All persons at Jane B. Moore Field are required to wear face coverings and observe social distancing.

No media will have access to field level at any time.

GAME DAY / PRESS SERVICES

Press releases, statistics and game information will be available each week via AuburnTigers.com/Softball. Media members may request to be added to email lists to automatically receive up-to-date information on Auburn softball. Notes, statistics, lineups and box scores will be available digitally. Printed copies will not be provided this season. Wireless internet is available in the press box. Contact Taylor Shirey for password information. Pool photos, video highlights and recordings of the post-game Zoom interviews will also be posted to the SEC FTP site and ImagenCloud.

VIDEO SERVICES

FTP feeds of selected Auburn softball highlights are available for the media. A number of studio and satellite services may be arranged for electronic media by calling Andrew Aaron at 334-750-7133 or by emailing aba0016@auburn.edu.

PHOTOGRAPHY

For photos of Auburn softball or Auburn Athletics, contact Shanna at 334-332-5750 or via email at sal0002@auburn.edu. Credentials to shoot Auburn softball will be issued to only accredited photographers on assignment. Photographers may only shoot in the designated areas.

QUICK FACTS

UNIVERSITY INFORMATION

City _____ Auburn, Ala.
 Founded _____ 1856
 Enrollment _____ 29,776
 Nickname _____ Tigers
 Colors _____ Burnt Orange & Navy Blue
 Affiliation _____ NCAA Division I
 Conference _____ Southeastern (SEC)
 Stadium (Capacity) _____ Jane B. Moore Field (2,316)
 President _____ Dr. Jay Gouge
 Athletic Director _____ Allen Greene

TEAM INFORMATION

Letterwinners Returning/Lost _____ 18/4
 Starters Returning/Lost _____ 8/1
 Pitchers Returning/Lost _____ 3/1
 Newcomers _____ 9
 2020 Overall Record _____ 16-11
 2020 Conference Record/Finish _____ 0-3/12th

PROGRAM HISTORY

First Year of Softball _____ 1997
 All-Time Record _____ 863-561-2 (.606)
 at Jane B. Moore Field (1998-Present) _____ 452-184-1 (.710)
 at AU City Complex (1997-98) _____ 19-19 (.500)
 Total Home Record _____ 471-203-1 (.696)
 All-Time SEC Record _____ 301-327 (.479)
 SEC Tournament Appearances _____ 19
 SEC Tournament Record _____ 21-24 (.467)
 NCAA Tournament Appearances _____ 15
 NCAA Tournament Record _____ 33-32 (.508)

STAFF INFORMATION

Head Coach _____ Mickey Dean (Elon, 1987)
 Career Softball Record _____ 574-221 (.722) / 15th Season
 Record at Auburn _____ 96-49 (.662) / 4th Season
 Assistant Coach _____ Eugene Lenti
 Assistant Coach _____ Emily Carosone
 Volunteer Assistant _____ Kendall Potts
 Director of Operations _____ Leisa Lee

MEDIA INFORMATION

Associate AD/Communications _____ Kirk Sampson
 Assistant Director/Softball Contact _____ Taylor Shirey
 Email _____ trs0010@auburn.edu
 Phone _____ 334-750-0710
 Mailing Address _____ Auburn Athletics Complex
 _____ 392 S. Donahue Dr.
 Website _____ AuburnTigers.com
 Facebook _____ Facebook.com/AuburnSoftball
 Twitter/Instagram _____ @AuburnSoftball

GAMEDAY EXPERIENCE: JANE B. MOORE FIELD

» Jane B. Moore Field enters its 24th season hosting the Auburn softball program. On April, 26, 2003, the Auburn Softball Complex was renamed Jane B. Moore Field in honor of Dr. Jane Moore who served more than 20 years as a member of Auburn's Committee on Intercollegiate Athletics. The complex holds dimensions of 201 feet at the corners and 220 feet in straight-away center field.



2021 ROSTER

NUMERICAL ROSTER

| No. | Name | Pos. | Ht. | B/T | Year | Hometown (High School/Previous School) |
|-----|--------------------|-------|------|-----|------|---|
| 00 | Aspyn Godwin | C/OF | 5-8 | R/R | Jr. | Silverhill, Ala. (Daphne) |
| 1 | Samantha Yarbrough | RHP | 5-6 | R/R | Jr. | Fairhope, Ala. (South Alabama) |
| 2 | Sydney Cox | UTL | 5-3 | L/R | Fr. | Asheboro, N.C. (Asheboro) |
| 3 | Paige Geraghty | OF | 5-8 | L/R | Fr. | Frankfort, Ill. (Lincoln-Way East) |
| 4 | Maddie Penta | RHP | 6-2 | R/R | Fr. | Chesapeake City, Md. (Bohemia Manor) |
| 5 | Lindsey Garcia | INF | 5-5 | R/R | So. | Coral Springs, Fla. (Coral Springs Charter) |
| 6 | Kaylee Horton | UTL | 5-6 | L/R | Sr. | Jasper, Ala. (Ole Miss) |
| 7 | Denver Bryant | INF | 5-6 | R/R | Fr. | Albany, Ga. (Dougherty) |
| 9 | Tannon Snow* | INF | 5-7 | R/R | Gr. | Chino Hills, Calif. (Washington) |
| 10 | Makayla Packer | UTL | 5-8 | R/R | Fr. | Chattanooga, Tenn. (Baylor School) |
| 11 | Maddie Majors | OF/1B | 5-8 | L/R | So. | Birmingham, Ala. (Spain Park) |
| 12 | Carlee McCondichie | UTL | 5-7 | L/R | Fr. | Birmingham, Ala. (Gardendale) |
| 14 | Jadia Jones | OF | 5-7 | L/R | Sr. | Phenix City, Ala. (Chipola College) |
| 17 | Maia Engelkes | INF | 5-11 | R/R | So. | Sioux Falls, S.D. (Harrisburg) |
| 18 | Justus Perry* | INF | 5-9 | R/R | Gr. | Prior Lake, Minn. (Prior Lake) |
| 19 | Abby Tissier | C | 5-8 | R/R | Sr. | Hoover, Ala. (Hoover) |
| 20 | Rachel Cook* | OF | 5-6 | R/R | 5Y | Dadeville, Ala. (Dadeville) |
| 21 | Alyssa Rivera* | OF | 5-9 | L/R | Gr. | Eagle Lake, Fla. (Lake Region) |
| 24 | Reena Falisi | OF | 5-0 | L/L | Fr. | Gainesville, Fla. (Oak Hall) |
| 27 | Lexie Handley | LHP | 6-1 | R/L | RSr. | Mogadore, Ohio (Akron) |
| 31 | Kelsey Schmidt | OF | 5-6 | R/R | Fr. | Maineville, Ohio (Little Miami) |
| 32 | Makenna Dowell | INF | 5-0 | L/R | Sr. | Suwanee, Ga. (North Gwinnett) |
| 34 | KK Dismukes | RHP | 5-11 | R/R | So. | Holtville, Ala. (Holtville) |
| 43 | Haley Nillen | C | 5-10 | R/R | So. | Spring, Texas (Oak Ridge) |
| 55 | Shelby Lowe | LHP | 5-9 | R/L | Fr. | Carrollton, Ala. (Pickens Academy) |
| 66 | Tyler King | OF | 5-5 | L/L | Sr. | Upland, Calif. (East Carolina) |
| 77 | Maddison Koepke | INF | 5-6 | R/R | So. | Dacula, Ga. (Mill Creek) |

*Granted extra season of eligibility due to COVID-19

ALPHABETICAL ROSTER

| No. | Name | Pos. |
|-----|--------------------|-------|
| 7 | Denver Bryant | INF |
| 20 | Rachel Cook | OF |
| 2 | Sydney Cox | UTL |
| 34 | KK Dismukes | RHP |
| 32 | Makenna Dowell | INF |
| 17 | Maia Engelkes | INF |
| 24 | Reena Falisi | OF |
| 5 | Lindsey Garcia | INF |
| 3 | Paige Geraghty | OF |
| 00 | Aspyn Godwin | C/OF |
| 27 | Lexie Handley | LHP |
| 6 | Kaylee Horton | UTL |
| 14 | Jadia Jones | OF |
| 66 | Tyler King | OF |
| 77 | Maddison Koepke | INF |
| 55 | Shelby Lowe | LHP |
| 11 | Maddie Majors | OF/1B |
| 12 | Carlee McCondichie | UTL |
| 43 | Haley Nillen | C |
| 10 | Makayla Packer | UTL |
| 4 | Maddie Penta | RHP |
| 18 | Justus Perry | INF |
| 21 | Alyssa Rivera | OF |
| 31 | Kelsey Schmidt | OF |
| 9 | Tannon Snow | INF |
| 19 | Abby Tissier | C |
| 1 | Samantha Yarbrough | RHP |

COACHING STAFF

HEAD COACH | MICKEY DEAN (FOURTH SEASON)

ASSISTANT COACH | EUGENE LENTI (SECOND SEASON)

ASSISTANT COACH | EMILY CAROSONE (FIRST AS AST. COACH | THIRD OVERALL)

VOLUNTEER ASSISTANT COACH | KENDALL POTTS (FIRST SEASON)

DIRECTOR OF OPERATIONS | LEISA LEE

BY CLASS

FRESHMEN (8)

Sydney Cox, Paige Geraghty, Maddie Penta, Denver Bryant, Makayla Packer, Reena Falisi, Kelsey Schmidt, Shelby Lowe

SOPHOMORES (7)

Lindsey Garcia, Maddie Majors, Carlee McCondichie, Maia Engelkes, KK Dismukes, Haley Nillen, Maddison Koepke

JUNIORS (2)

Aspyn Godwin, Samantha Yarbrough

SENIORS (6)

Kaylee Horton, Jadia Jones, Abby Tissier, Makenna Dowell, Tyler King, Lexie Handley

FIFTH YEARS (1)

Rachel Cook

GRADUATE STUDENTS (3)

Justus Perry, Alyssa Rivera, Tannon Snow

PRONUNCIATION GUIDE

| | | |
|--------------------|-------|---------------------|
| MAIA ENGELKES | _____ | MY-uh INGLE-keys |
| REENA FALISI | _____ | RHEE-na FOUL-la-sea |
| Paige GERAGHTY | _____ | GAR-uh-tee |
| ASPIN Godwin | _____ | AS-pen |
| KAYLEE Horton | _____ | KAY-leigh |
| JADIA Jones | _____ | JAY-dee-uh |
| Maddison KOEPKE | _____ | KEP-key |
| Carlee MCCONDICHIE | _____ | mc-con-da-SHE |
| Haley NILLEN | _____ | NIL-in |
| TANNON Snow | _____ | tan-NEN |
| Abby TISSIER | _____ | TISH-er |
| Samantha YARBROUGH | _____ | YAR-bro-oh |

INSIDE THE MATCHUP

| AUBURN | VALUE* |
|---------------------|--------|
| Batting Average | .266 |
| Hits | 181 |
| Runs per Game | 4.56 |
| Extra-Base Hits | 51 |
| RBI | 109 |
| Slugging Percentage | .401 |
| On-Base Percentage | .345 |
| Stolen Bases | 34-43 |

| | |
|-------------------------|------|
| ERA | 2.99 |
| Shutouts | 2 |
| Walks | 77 |
| Strikeouts | 138 |
| Batting Average Against | .243 |
| Fielding Percentage | .954 |

| SOUTHEAST MISSOURI STATE | VALUE* |
|--------------------------|--------|
| Batting Average | .309 |
| Hits | 141 |
| Runs per Game | 6.76 |
| Extra-Base Hits | 48 |
| RBI | 98 |
| Slugging Percentage | .527 |
| On-Base Percentage | .410 |
| Stolen Bases | 41-45 |

| | |
|-------------------------|------|
| ERA | 2.48 |
| Shutouts | 6 |
| Walks | 45 |
| Strikeouts | 109 |
| Batting Average Against | .204 |
| Fielding Percentage | .970 |

*2020 STATISTICS

SERIES HISTORY

VS. SOUTHEAST MISSOURI STATE (0-0)

HOME: 0-0
AWAY: 0-0
NEUTRAL: 0-0

LAST 10 MEETINGS (0-0)

FIRST MEETING IN PROGRAM HISTORY

PROBABLE AUBURN STARTERS

| POS. | NO. | NAME | CL. | B/T | AVG. | GP-GS | AB | R | H | 2B | 3B | HR | RBI | SLG% | OB% |
|------|-----|--------------------|-----|-----|------|-------|-----|----|----|----|----|----|-----|------|------|
| C | 00 | Aspyn Godwin | Jr. | R/R | .244 | 21-13 | 41 | 5 | 10 | 1 | 1 | 2 | 4 | .463 | .295 |
| 1B | 18 | Justus Perry | Gr. | R/R | .262 | 27-27 | 65 | 7 | 17 | 2 | 0 | 1 | 7 | .338 | .392 |
| 2B | 12 | Carlee McCandichie | So. | L/L | .469 | 22-10 | 32 | 10 | 15 | 1 | 0 | 1 | 7 | .594 | .541 |
| 3B | 7 | Denver Bryant | Fr. | R/R | .000 | 0-0 | 0 | 0 | 0 | 0 | 0 | 0 | 0 | .000 | .000 |
| SS | 32 | Makenna Dowell | Sr. | L/R | .346 | 27-27 | 81 | 9 | 28 | 6 | 0 | 2 | 12 | .494 | .372 |
| OF | 66 | Tyler King | Sr. | L/L | .250 | 21-18 | 44 | 5 | 11 | 0 | 0 | 0 | 3 | .250 | .261 |
| OF | 6 | Kaylee Horton^ | Sr. | L/R | .289 | 61-61 | 187 | 31 | 54 | 4 | 5 | 0 | 28 | .364 | .328 |
| OF | 21 | Alyssa Rivera | Gr. | L/R | .358 | 27-26 | 81 | 24 | 29 | 2 | 0 | 6 | 18 | .605 | .447 |
| DP | 43 | Haley Nillen | Jr. | R/R | .196 | 25-22 | 56 | 5 | 11 | 5 | 0 | 0 | 7 | .286 | .308 |

| POS. | NO. | NAME | CL. | ERA | W-L | APP-GS | CG-SHO | SV | IP | H | R | ER | BB | SO | AVG. |
|------|-----|---------------|-------|-------|-----|--------|--------|----|------|----|----|----|----|----|------|
| RHP | 1 | Sam Yarbrough | Jr. | 1.15 | 6-0 | 13-3 | 2-2 | 1 | 48.2 | 24 | 11 | 8 | 25 | 53 | .147 |
| LHP | 27 | Lexie Handley | R-Sr. | 3.43 | 4-6 | 18-15 | 5-2 | 0 | 63.1 | 70 | 51 | 31 | 31 | 52 | .264 |
| RHP | 34 | KK Dismukes | So. | 12.00 | 0-1 | 3-1 | 0-0 | 0 | 2.1 | 6 | 4 | 4 | 2 | 3 | .462 |
| RHP | 4 | Maddie Penta | Fr. | 0.00 | 0-0 | 0-0 | 0-0 | 0 | 0.0 | 0 | 0 | 0 | 0 | 0 | .000 |
| LHP | 55 | Shelby Lowe | Fr. | 0.00 | 0-0 | 0-0 | 0-0 | 0 | 0.0 | 0 | 0 | 0 | 0 | 0 | .000 |

2020 STATISTICS | ^ = Stats from 2019 season at Ole Miss

2021 AUBURN HONOR ROLL

SAMANTHA YARBROUGH, JR., RHP

- USA Softball Collegiate Player of the Year Watch List (50)
- Softball America's Top 25 College Juniors (No. 21)
- Softball America's Preseason Top 100 (No. 68)

KAYLEE HORTON, SR., UTL

- Softball America's Preseason Top 100 (No. 90)

MADDIE PENTA, FR., RHP

- Softball America's Top 25 College Freshmen (No. 9)

PLAYER TO WATCH: SAMANTHA YARBROUGH

» Tabbed to the USA Softball Collegiate Player of the Year Watch List, Samantha Yarbrough returns to the circle after a strong debut season for the Tigers. She posted a 6-0 record in the circle with a save, allowing just eight runs over 48.2 innings. Dishing out over 16 consecutive innings of scoreless softball, Yarbrough recorded a 1.15 ERA to rank sixth among SEC pitchers.



NOTEBOOK

NEW KIDS ON THE BLOCK

- » Auburn returns all but four members of the 2020 roster, but a batch of fresh Tigers adds a new level of talent and depth to an already loaded roster.
- » Auburn secured one transfer student-athlete over the lengthy off-season in senior utility player Kaylee Horton. Horton as an SEC All-Defensive team member in 2019 for Ole Miss.
- » Auburn adds eight true freshman as part of the 2020 recruiting class, which ranked No. 4 in the country by FloSoftball. The Tigers signed six of the top 100 ranked recruits.
- » The freshman class features Sydney Cox, Paige Geraghty, Maddie Penta, Denver Bryant, Makayla Packer, Reena Falisi, Kelsey Schmidt and Shelby Lowe.
- » Penta, the 2019 and 2020 Maryland Gatorade Player of the Year, was ranked the No. 2 recruit of the 2020 class. Lowe, one of the top prospects from Alabama, is the 2019-20 Alabama Gatorade Player of the Year.

PRIME TIME AT THE HEIM

- » The newest addition to Jane B. Moore Field, the Gregg E. Heim Player Development Center, opened for business in January.
- » The 11,000-square-foot facility features six batting tunnels, a netting system, team meeting space, pitching machines, LED lighting and clay pitching circle, allowing student-athletes the ability to practice year round regardless of weather.
- » Gregg Heim graduated from Auburn University in 1965 in business administration. He served in the Army Reserve and enjoyed a distinguished insurance career for Liberty National. He loved Auburn, and when he passed away in 2019, his seven-figure estate gift, along with donations from other softball supporters, funded the facility.

PACK THE PLAINS

- » Though the 2020 season was halted in March, Jane B. Moore Field was the place to be. The Tigers closed the season ranked sixth in the country in accumulated attendance as 20,689 fans attended Auburn's 13 home contests. Six SEC programs comprised the top 10 in total attendance.

» With an average attendance of 1,591, Auburn ranked fourth in the country behind only Oregon (1,646), Arizona (2,051) and Alabama (3,465).

AT THE HELM

- » Returning for his fourth season on the Plains, head coach Mickey Dean continues to overhaul the culture and return Auburn softball to the top of the SEC.
- » Wasting no time to make program history in his first season at the helm, Dean led Auburn to a 15-0 start in 2018, which tied for the best start in program history. Those 15 straight wins to open the season are the most in SEC history among first-year head coaches.
- » Dean secured his 500th career coaching victory on March 4, 2018 with Auburn's 7-0 shutout over Western Illinois to conclude the Wilson/Demarini Classic. A month later, he coached the Tigers to the program's 800th win with a 2-1 win over Kennesaw State on April 4.
- » Auburn made program history in 2019 as the entire senior class was drafted in the 2019 National Pro Fastpitch Draft. Dean guided Kendall Veach to the program's 16th All-America honor with a selection to Softball America's postseason list.
- » Entering the 2020 season, Dean is just four victories shy of notching his 100th win as head coach of the Tigers. He enters 2021 with a 96-49 (.671) record on The Plains.

HOME SWEET HOME

- » The friendly confines of Jane B. Moore Field has wrecked havoc against opponents during Mickey Dean's tenure at the helm.
- » Auburn has won at least 20 games at home in Dean's first two seasons with the Tigers, excluding the shortened 2020 season. The Tigers went 11-2 at home before the season was suspended in March.
- » Dean holds the second-highest winning percentage in home games by a head coach in program history with an .842 mark.

CAREER WINNING PERCENTAGE AT HOME

- | | | |
|----|--------------------|---------------------|
| 1. | Clint Myers | .877 (122-17) |
| 2. | Mickey Dean | .842 (64-12) |
| 3. | Tina Deese | .643 (259-144) |

UNFINISHED BUSINESS

- » Alyssa Rivera was off to one the best starts of her career before the 2020 season came to a halt. She returns for one more year with some unfinished business: rewriting the Auburn record book.
- » Rivera enters 2021 as one of just nine student-athletes in program history to record at least 100 runs scored, 150 hits and 110 RBI over their careers.
- » Rivera will enter 2021 ranked ninth in program history in career batting average (.332), third in stolen base percentage (.854), tied for 10th in home runs (28), tied for fifth in stolen bases (35) and knocking on the door in several additional offensive categories.

HURTS SO GOOD

- » Taking one for the team over her career, Justus Perry has been a magnet for hit-by-pitches.
- » The first baseman from Prior Lake, Minn., closed the 2020 season with a team-high seven hit by pitches, over three times more than the next closet teammate.
- » Perry enters the 2021 ranking 19th among all active Division I student-athletes with 32 career hit by pitches. The mark puts her at third overall in Auburn program history.

CAREER HIT BY PITCHES

- | | | |
|----|--------------------------------|-----------|
| 1. | Emily Carosone (2013-16) | 85 |
| 2. | Myesha Finney (2006-09) | 67 |
| 3. | Justus Perry (2017-Pr.) | 32 |

TIGERS SELECTED 11TH IN SEC PRESEASON COACHES POLL

- » Auburn was tabbed to finish 11th in the Southeastern Conference in the annual preseason coaches' poll. The Tigers collected 39 points from the league's 13 coaches.
- » Receiving nine first-place votes, Alabama was selected as the preseason favorite to win the league with LSU coming in at second with two first-place votes.
- » Florida and Tennessee rounded out the top four. Both programs received one first-place vote each.

NOTEBOOK

2020 CAMPAIGN REVIEW

» The Tigers finished the shortened 2020 season with a 16-11 overall record, closing the year with 11 wins at Jane B. Moore Field. The Tigers faced nine teams ranked in the Top 25.

» Victories over No. 25 Northwestern and No. 16 Minnesota highlighted Auburn's 16 wins.

» Auburn made program history on March 2, 2020 as Alyssa Rivera (Player), Samantha Yarbrough (Pitcher) and Carlee McCondichie (Freshman) swept the SEC weekly awards, marking the first time in program history Auburn has won all three awards in the same week.

» Samantha Yarbrough was Auburn's breakout star of the season as she tossed over 16 consecutive scoreless innings to close the year ranked sixth in the league with a 1.15 ERA.

MILESTONE TRACKER

| MILESTONE | PLAYER | HAS | NEEDS |
|------------------|---------------|-----|-------|
| 200 Games Played | Alyssa Rivera | 192 | 8 |
| 200 Hits | Alyssa Rivera | 176 | 24 |
| 150 Strikeouts | Lexie Handley | 118 | 32 |
| 100 Hits | Justus Perry | 90 | 10 |
| 100 RBI | Justus Perry | 77 | 23 |
| 40 Stolen Bases | Alyssa Rivera | 35 | 5 |
| 30 Home Runs | Alyssa Rivera | 28 | 2 |

CAREER RECORD WATCH

BATTING AVERAGE

| | | | |
|-----|-------------|----------------------|-----------------|
| 7. | .340 | Ashley Moore | 1999-02 |
| | .340 | Brandi Melero | 2012-15 |
| 9. | .332 | Alyssa Rivera | 2017-Pr. |
| 10. | .327 | Kim Blair | 1997-99 |

STOLEN BASE PERCENTAGE

| | | | |
|----|-------------|----------------------|-----------------|
| 2. | .875 | Victoria Draper | 2014-18 |
| 3. | .854 | Alyssa Rivera | 2017-Pr. |
| 4. | .846 | Marcella Passarelli | 1998-01 |

RUN SCORED

| | | | |
|-------|------------|----------------------|-----------------|
| 10. | 124 | Jade Rhodes | 2013-16 |
| ----- | | | |
| | 102 | Alyssa Rivera | 2017-Pr. |

HOME RUNS

| | | | |
|-----|-----------|----------------------|-----------------|
| 9. | 34 | Elizabeth Eisterhold | 2009-12 |
| 10. | 28 | Alyssa Rivera | 2017-Pr. |
| | 28 | Kyndall White | 2008-11 |

RBI

| | | | |
|-------|------------|----------------------|-----------------|
| 10. | 123 | Carlee Wallace | 2015-17 |
| | 123 | Tatiana Fernandez | 2006-09 |
| ----- | | | |
| | 114 | Alyssa Rivera | 2017-Pr. |

HIT BY PITCHES

| | | | |
|----|-----------|---------------------|-----------------|
| 1. | 85 | Emily Carosone | 2013-16 |
| 2. | 67 | Myesha Finney | 2006-09 |
| 3. | 32 | Justus Perry | 2017-Pr. |

STOLEN BASES

| | | | |
|----|-----------|----------------------|-----------------|
| 4. | 36 | Kim Blair | 1997-99 |
| 5. | 35 | Alyssa Rivera | 2017-Pr. |
| | 35 | Chris Steiner | 1997-99 |

PUTOUTS

| | | | |
|----|------------|---------------------|-----------------|
| 7. | 945 | Deni Zeigler | 2000-03 |
| 8. | 939 | Justus Perry | 2017-Pr. |
| 9. | 790 | Michelle Martin | 1998-01 |

DOUBLE PLAYS TURNED

| | | | |
|----|-----------|---------------------|-----------------|
| 5. | 50 | Casey McCrackin | 2016-19 |
| 6. | 46 | Justus Perry | 2017-Pr. |
| 7. | 37 | Lauren Guzman | 2009-12 |

AUBURN IN THE SEC

AUBURN'S SEC RANKINGS*

| | |
|-------------------------|-----------|
| Batting Average | .266 (12) |
| Double Plays per Game | .30 (7) |
| Doubles | 29 (11) |
| Doubles per Game | 1.07 (12) |
| Earned Run Average | 2.99 (10) |
| Fielding Percentage | .954 (11) |
| Hit Batters | 13 (7) |
| Home Runs per Game | .70 (11) |
| On-Base Percentage | .345 (13) |
| Scoring | 4.56 (12) |
| Shutouts | 2 (12) |
| Slugging Percentage | .401 (12) |
| Stolen Bases per Game | 1.26 (8) |
| Strikeout-to-Walk Ratio | 1.79 (12) |
| Triples per Game | .11 (11) |
| W/L Percentage | .593 (12) |

INDIVIDUAL SEC RANKINGS*

MAKENNA DOWELL

| | |
|---------------------------|------|
| 2. Toughest to Strike Out | 40.5 |
| 20. Hits | 28 |

LEXIE HANDLEY

| | |
|----------------|----|
| 13. Strikeouts | 52 |
|----------------|----|

JUSTUS PERRY

| | |
|---------------------------|-----|
| 10. Hit by Pitch per Game | .26 |
|---------------------------|-----|

ALYSSA RIVERA

| | |
|-------------------------|------|
| 16. Hits | 29 |
| 17. Total Bases | 49 |
| 22. Runs per Game | .89 |
| 28. Slugging Percentage | .605 |

SAMANTHA YARBROUGH

| | |
|-----------------------------------|------|
| 4. Hits Allowed per Seven Innings | 3.45 |
| 6. Earned Run Average | 1.15 |
| 11. Strikeouts per Seven Innings | 7.6 |
| 12. Strikeouts | 53 |

*2020 STATISTICS

2021 SEC PRESEASON COACHES POLL

| RANK | SCHOOL | 2020 SEC RECORD | PCT. | 2020 OVERALL RECORD | PCT. |
|------------|-------------------|-----------------|-------------|---------------------|-------------|
| 1. | Alabama (9) | 2-1 | .667 | 14-8 | .636 |
| 2. | LSU (2) | 0-0 | .000 | 21-3 | .875 |
| 3. | Florida (1) | 3-0 | 1.000 | 23-4 | .852 |
| 4. | Tennessee (1) | 0-0 | .000 | 14-9 | .609 |
| 5. | Kentucky | 2-1 | .667 | 20-4 | .833 |
| 6. | Arkansas | 1-2 | .333 | 19-6 | .760 |
| 7. | Georgia | 2-1 | .667 | 23-5 | .821 |
| 8. | Missouri | 3-0 | 1.000 | 19-7 | .731 |
| 9. | South Carolina | 1-2 | .333 | 17-6 | .739 |
| 10. | Mississippi State | 0-0 | .000 | 25-3 | .893 |
| 11. | Auburn | 0-3 | .000 | 16-11 | .593 |
| 12. | Texas A&M | 1-2 | .333 | 17-9 | .654 |
| 13. | Ole Miss | 0-3 | .000 | 12-13 | .480 |

THIS WEEK IN THE SEC...

Thursday, February 11

| | |
|-----------------------------|--------|
| Oklahoma State vs. Arkansas | 3 p.m. |
| McNeese vs. LSU | 5 p.m. |

Friday, February 12

| | |
|-----------------------------------|------------|
| Ohio vs. Tennessee | 8:30 a.m. |
| UAB vs. Ole Miss | 9 a.m. |
| Colorado State vs. Alabama | 10:30 a.m. |
| Lipscomb vs. Arkansas | 11 p.m. |
| Texas A&M-CC vs. Texas A&M | 1 p.m. |
| Jacksonville St. vs. Arkansas | 1:30 p.m. |
| Tennessee vs. Coastal Carolina | 1:30 p.m. |
| North Carolina vs. South Carolina | 2 p.m. |
| Ole Miss vs. Troy | 2 p.m. |
| Missouri vs. Florida State | 2 p.m. |
| Texas A&M-CC vs. Texas A&M | 3 p.m. |
| Alabama vs. Texas | 3:30 p.m. |
| Kentucky vs. Samford | 4 p.m. |
| South Alabama vs. Georgia | 4 p.m. |
| Duke vs. LSU | 4:30 p.m. |
| Central Arkansas vs. LSU | 7 p.m. |

Saturday, February 13

| | |
|---|------------------|
| Ohio vs. Tennessee | 8:30 a.m. |
| Ole Miss vs. Belmont | 9 a.m. |
| South Alabama vs. Georgia | 10 a.m. |
| Akron vs. Tennessee | 10:45 a.m. |
| Chattanooga vs. Ole Miss | 11:30 a.m. |
| Missouri vs. Florida State | 11:30 a.m. |
| Miami (OH) vs. Mississippi State | 12 p.m. |
| Southeast Missouri State at Auburn | 12 p.m. |
| Louisville vs. South Carolina | 12:30 p.m. |
| Lipscomb vs. Arkansas | 12:30 p.m. |
| Kentucky vs. Samford | 1 p.m. |
| Stephen F. Austin vs. Texas A&M | 1 p.m. |
| Virginia vs. Georgia | 1:15 p.m. |
| Florida vs. South Florida | 2:15 p.m. |
| Miami (OH) vs. Mississippi State | 2:30 p.m. |
| Southeast Missouri State at Auburn | 2:30 p.m. |

| | |
|-----------------------------------|-----------|
| Kentucky vs. Samford | 3 p.m. |
| South Carolina vs. North Carolina | 3 p.m. |
| Arkansas vs.. ULM | 3 p.m. |
| Stephen F. Austin vs. Texas A&M | 3 p.m. |
| Kansas vs. LSU | 5:30 p.m. |
| Alabama vs. Texas | 6 p.m. |
| Arizona vs. Alabama | 8:30 p.m. |

Sunday, February 14

| | |
|---|----------------|
| Missouri vs. Memphis | 8 a.m. |
| Ole Miss vs. Chattanooga | 9 a.m. |
| Utah Valley vs. Texas A&M | 10 a.m. |
| Tennessee vs. UConn | 11:15 a.m. |
| Louisville vs. South Carolina | 11:30 a.m. |
| Oklahoma State vs. Arkansas | 11:30 a.m. |
| Miami (OH) vs. Mississippi State | 11:30 a.m. |
| Southeast Missouri State at Auburn | 12 p.m. |
| Florida vs. South Florida | 12 p.m. |
| Virginia vs. Georgia | 12:15 p.m. |
| Colorado State vs. Alabama | 12:30 p.m. |
| Central Arkansas vs. LSU | 12:30 p.m. |
| UNC Greensboro vs. South Carolina | 2 p.m. |

All times in CT

AUBURN ACROSS THE COUNTRY

AUBURN'S NCAA RANKINGS*

| | |
|-------------------------|------------|
| Batting Average | .266 (143) |
| Double Plays per Game | .30 (116) |
| Doubles | 29 (107) |
| Doubles per Game | 1.07 (186) |
| Earned Run Average | 2.99 (90) |
| Fielding Percentage | .954 (172) |
| Hit Batters | 13 (159) |
| Home Runs per Game | .70 (100) |
| On-Base Percentage | .345 (148) |
| Scoring | 4.56 (115) |
| Shutouts | 2 (122) |
| Slugging Percentage | .401 (130) |
| Stolen Bases per Game | 1.26 (99) |
| Strikeout-to-Walk Ratio | 1.79 (131) |
| Triples per Game | .11 (198) |
| W/L Percentage | .593 (88) |

INDIVIDUAL NCAA RANKINGS*

MAKENNA DOWELL

| | |
|----------------------------|------|
| 22. Toughest to Strike Out | 40.5 |
| 133. Hits | 28 |

LEXIE HANDLEY

| | |
|-----------------|----|
| 148. Strikeouts | 52 |
|-----------------|----|

JUSTUS PERRY

| | |
|---------------------------|-----|
| 69. Hit by Pitch per Game | .26 |
|---------------------------|-----|

ALYSSA RIVERA

| | |
|--------------------------|------|
| 111. Hits | 29 |
| 108. Total Bases | 49 |
| 123. Runs per Game | .89 |
| 296. Slugging Percentage | .605 |

SAMANTHA YARBROUGH

| | |
|------------------------------------|------|
| 10. Hits Allowed per Seven Innings | 3.45 |
| 28. Earned Run Average | 1.15 |
| 110. Strikeouts per Seven Innings | 7.6 |
| 142. Strikeouts | 53 |

NCAA ACTIVE CAREER LEADERS*

JUSTUS PERRY

| | |
|------------------|----|
| 19. Hit by Pitch | 32 |
|------------------|----|

ALYSSA RIVERA

| | |
|------------------|-----|
| 40. Games Played | 192 |
|------------------|-----|

*2020 STATISTICS

NFCA COACHES POLL

| RK. | TEAM | RECORD |
|-----|-----------------------|------------|
| 1. | UCLA (32) | 0-0 |
| 2. | Washington | 0-0 |
| 3. | Arizona | 0-0 |
| 4. | Oklahoma | 0-0 |
| 5. | LSU | 0-0 |
| 6. | Texas | 0-0 |
| 7. | Florida | 0-0 |
| 8. | Alabama | 0-0 |
| 9. | Louisiana | 0-0 |
| 10. | Oregon | 0-0 |
| 11. | Oklahoma State | 0-0 |
| 12. | Florida State | 0-0 |
| 13. | Kentucky | 0-0 |
| 14. | Georgia | 0-0 |
| 15. | Virginia Tech | 0-0 |
| 16. | Arizona State | 0-0 |
| 17. | Michigan | 0-0 |
| 18. | Arkansas | 0-0 |
| 19. | South Carolina | 0-0 |
| 20. | Mississippi State | 0-0 |
| 21. | UCF | 0-0 |
| 22. | Baylor | 0-0 |
| 23. | Missouri | 0-0 |
| 24. | Minnesota | 0-0 |
| 25. | Duke | 0-0 |

RV: Fresno State, Tennessee, Stanford, Utah, Cal St Fullerton, Clemson, North Texas, Texas Tech, Northwestern, James Madison, Liberty, Notre Dame, San Diego State

USA SOFTBALL POLL

| RK. | TEAM | RECORD |
|-----|-----------------------|------------|
| 1. | UCLA (19) | 0-0 |
| 2. | Washington (1) | 0-0 |
| 3. | Arizona | 0-0 |
| 4. | Oklahoma | 0-0 |
| 5. | LSU | 0-0 |
| 6. | Florida | 0-0 |
| 7. | Texas | 0-0 |
| 8. | Alabama | 0-0 |
| 9. | Louisiana | 0-0 |
| 10. | Oklahoma State | 0-0 |
| 11. | Oregon | 0-0 |
| 12. | Florida State | 0-0 |
| 13. | Kentucky | 0-0 |
| 14. | Georgia | 0-0 |
| 15. | Arizona State | 0-0 |
| 16. | Virginia Tech | 0-0 |
| 17. | Michigan | 0-0 |
| 18. | Baylor | 0-0 |
| 19. | South Carolina | 0-0 |
| 20. | Minnesota | 0-0 |
| 21. | Arkansas | 0-0 |
| 22. | Mississippi State | 0-0 |
| 23. | Tennessee | 0-0 |
| 24. | Missouri | 0-0 |
| 25. | UCF | 0-0 |

RV: Fresno State, Northwestern, Duke, James Madison, Stanford, Texas A&M, USF, Oregon State, Ole Miss, Ohio State, Notre Dame, NC State, **AUBURN**, North Texas, Utah, Texas Tech

D1 SOFTBALL POLL

| RK. | TEAM | RECORD |
|-----|-----------------------|------------|
| 1. | UCLA | 0-0 |
| 2. | Oklahoma | 0-0 |
| 3. | Washington | 0-0 |
| 4. | Arizona | 0-0 |
| 5. | LSU | 0-0 |
| 6. | Florida | 0-0 |
| 7. | Louisiana | 0-0 |
| 8. | Alabama | 0-0 |
| 9. | Texas | 0-0 |
| 10. | Oklahoma State | 0-0 |
| 11. | Florida State | 0-0 |
| 12. | Oregon | 0-0 |
| 13. | Georgia | 0-0 |
| 14. | Virginia Tech | 0-0 |
| 15. | Mississippi State | 0-0 |
| 16. | Arkansas | 0-0 |
| 17. | Arizona State | 0-0 |
| 18. | Michigan | 0-0 |
| 19. | Baylor | 0-0 |
| 20. | Minnesota | 0-0 |
| 21. | Tennessee | 0-0 |
| 22. | UCF | 0-0 |
| 23. | Missouri | 0-0 |
| 24. | Kentucky | 0-0 |
| 25. | South Carolina | 0-0 |

SOFTBALL AMERICA POLL

| RK. | TEAM | RECORD |
|-----|-----------------------|------------|
| 1. | UCLA | 0-0 |
| 2. | Arizona | 0-0 |
| 3. | Washington | 0-0 |
| 4. | LSU | 0-0 |
| 5. | Oklahoma | 0-0 |
| 6. | Florida | 0-0 |
| 7. | Texas | 0-0 |
| 8. | Louisiana | 0-0 |
| 9. | Alabama | 0-0 |
| 10. | Arizona State | 0-0 |
| 11. | Oklahoma State | 0-0 |
| 12. | Florida State | 0-0 |
| 13. | Virginia Tech | 0-0 |
| 14. | Oregon | 0-0 |
| 15. | Georgia | 0-0 |
| 16. | Arkansas | 0-0 |
| 17. | Missouri | 0-0 |
| 18. | South Carolina | 0-0 |
| 19. | Mississippi State | 0-0 |
| 20. | Michigan | 0-0 |
| 21. | Kentucky | 0-0 |
| 22. | Minnesota | 0-0 |
| 23. | Baylor | 0-0 |
| 24. | Tennessee | 0-0 |
| 25. | UCF | 0-0 |

AU IN THE POLLS

| WK | NFCA | USA | D1 | SA | RPI |
|-----|------|-----|----|----|-----|
| PRE | NR | RV | NR | NR | --- |

AUBURN BY THE NUMBERS

UNDER COACH DEAN...

| | 2021 | AT AUBURN |
|-------------------------------|------|-----------|
| Overall | 0-0 | 96-49 |
| Home | 0-0 | 69-12 |
| Away | 0-0 | 14-20 |
| Neutral | 0-0 | 13-17 |
| vs. SEC | 0-0 | 21-29 |
| Series Game One | 0-0 | 6-11 |
| Series Game Two | 0-0 | 8-9 |
| Series Game Three | 0-0 | 7-9 |
| vs. Non-Conference | 0-0 | 75-20 |
| Day Games | 0-0 | 66-28 |
| Night Games | 0-0 | 30-21 |
| Extra Innings | 0-0 | 5-7 |
| vs. Left-Handed Starters | 0-0 | 13-10 |
| vs. Right-Handed Starters | 0-0 | 83-39 |
| Starter receives decision | 0-0 | 75-38 |
| Reliever receives decision | 0-0 | 21-11 |
| Starter goes 5+ innings | 0-0 | 63-26 |
| Starter goes less than 5 inn. | 0-0 | 33-23 |
| Scoring First | 0-0 | 69-14 |
| Opponent Scores First | 0-0 | 27-35 |
| Leading after 5 Innings | 0-0 | 62-5 |
| Trailing after 5 Innings | 0-0 | 6-32 |
| Tied after 5 innings | 0-0 | 6-10 |
| Leading after 6 innings | 0-0 | 59-2 |
| Trailing after 6 innings | 0-0 | 3-36 |
| Tied after 6 inning | 0-0 | 7-7 |
| vs. Ranked Opponents | 0-0 | 18-35 |
| vs. Top-10 Opponents | 0-0 | 5-17 |
| Shutouts | 0-0 | 38-14 |
| One-Run Games | 0-0 | 11-20 |
| Two-Run Games | 0-0 | 15-7 |
| Scoring 0-2 Runs | 0-0 | 10-37 |
| Scoring 3-5 Runs | 0-0 | 29-9 |
| Scoring 6-9 Runs | 0-0 | 36-3 |
| Scoring 10+ Runs | 0-0 | 21-0 |
| Opponent Scores 0-2 Runs | 0-0 | 78-11 |
| Opponent Scores 3-5 Runs | 0-0 | 14-16 |
| Opponent Scores 6-9 Runs | 0-0 | 4-17 |
| Opponent Scores 10+ Runs | 0-0 | 0-5 |
| Out-Hit Opponent | 0-0 | 78-3 |
| Out-Hit by Opponent | 0-0 | 11-41 |
| Hits are Tied | 0-0 | 7-5 |
| Without Hitting a Home Run | 0-0 | 31-29 |
| Hitting a Home Run | 0-0 | 65-20 |
| Opponent Doesn't Hit a Homer | 0-0 | 71-22 |
| Opponent Hits a Home Run | 0-0 | 25-27 |
| Errorless | 0-0 | 52-13 |
| Committing One Error | 0-0 | 26-18 |
| Committing 2+ errors | 0-0 | 18-18 |
| Opponent is errorless | 0-0 | 26-22 |
| BY UNIFORM | | |
| White | 0-0 | 19-9 |
| Navy | 0-0 | 30-14 |
| Orange | 0-0 | 17-7 |
| Gray | 0-0 | 15-12 |
| Pinstripe | 0-0 | 12-7 |
| Pink | 0-0 | 3-0 |
| BY DAY OF WEEK | | |
| Monday | 0-0 | 2-1 |
| Tuesday | 0-0 | 1-0 |
| Wednesday | 0-0 | 9-1 |
| Thursday | 0-0 | 8-3 |
| Friday | 0-0 | 26-14 |
| Saturday | 0-0 | 27-17 |
| Sunday | 0-0 | 23-13 |
| BY MONTH | | |
| February | 0-0 | 44-13 |
| March | 0-0 | 35-11 |
| April | 0- | 10-16 |
| May | 0-0 | 7-9 |
| June | 0-0 | 0-0 |

VERSUS CONFERENCE

| SEC | 0-0 |
|----------------|-----|
| Alabama | 0-0 |
| Arkansas | 0-0 |
| Kentucky | 0-0 |
| LSU | 0-0 |
| Missouri | 0-0 |
| Ole Miss | 0-0 |
| South Carolina | 0-0 |
| Tennessee | 0-0 |
| Texas A&M | 0-0 |

| ATLANTIC SUN | 0-0 |
|---------------|-----|
| Jacksonville | 0-0 |
| North Florida | 0-0 |

| CONFERENCE USA | 0-0 |
|----------------|-----|
| Southern Miss | 0-0 |

| HORIZON LEAGUE | 0-0 |
|----------------|-----|
| IUPUI | 0-0 |

| OHIO VALLEY | 0-0 |
|--------------------------|-----|
| Murray State | 0-0 |
| Southeast Missouri State | 0-0 |

| SOUTHLAND | 0-0 |
|------------------------|-----|
| Southeastern Louisiana | 0-0 |

| SUN BELT | 0-0 |
|---------------|-----|
| Georgia State | 0-0 |
| Troy | 0-0 |

COME FROM BEHIND WINS

| DATE | OPPONENT | DEFICIT(S) | FINAL |
|------|----------|------------|-------|
|------|----------|------------|-------|

WALK-OFF WINS

| DATE | OPPONENT | SCORE (INN.) | GW PLAY |
|------|----------|--------------|---------|
|------|----------|--------------|---------|

AUBURN VS. RANKED OPPONENTS

| 2021 RESULTS | | | | BREAKDOWN | | | |
|--------------|----------|---------|--------|------------------|------------------------|---------|--------|
| DATE | OPPONENT | RANKING | RESULT | YEAR | RECORD | RANKING | RECORD |
| | | | | 1997 | 2-6 | 1 | 3-15 |
| | | | | 1998 | 1-11 | 2 | 3-13 |
| | | | | 1999 | 0-8-1 | 3 | 4-20 |
| | | | | 2000 | 4-14 | 4 | 10-14 |
| | | | | 2001 | 2-12 | 5 | 2-7 |
| | | | | 2002 | 5-13 | 6 | 5-25 |
| | | | | 2003 | 1-15 | 7 | 5-10 |
| | | | | 2004 | 11-12 | 8 | 7-16 |
| | | | | 2005 | 8-8 | 9 | 3-11 |
| | | | | 2006 | 5-12 | 10 | 2-14 |
| | | | | 2007 | 0-12 | 11 | 12-17 |
| | | | | 2008 | 5-14 | 12 | 13-11 |
| | | | | 2009 | 3-15 | 13 | 9-14 |
| | | | | 2010 | 2-17 | 14 | 4-13 |
| | | | | 2011 | 7-14 | 15 | 12-12 |
| | | | | 2012 | 4-14 | 16 | 11-13 |
| | | | | 2013 | 2-10 | 17 | 2-5 |
| | | | | 2014 | 10-14 | 18 | 8-8 |
| | | | | 2015 | 22-9 | 19 | 5-9 |
| | | | | 2016 | 19-11 | 20 | 4-8 |
| | | | | 2017 | 13-10 | 21 | 5-13-1 |
| | | | | 2018 | 9-11 | 22 | 3-1 |
| | | | | 2019 | 7-17 | 23 | 7-3 |
| | | | | 2020 | 2-7 | 24 | 3-7 |
| | | | | 2021 | 0-0 | 25 | 2-7 |
| TOTAL | | | | 144-286-1 | TOTAL 144-286-1 | | |

AUBURN HITTING BY THE NUMBERS

HITTING

| | |
|------------------------------------|-----|
| Bryant Records Hit | 0-0 |
| Bryant Records Multi-Hit Game | 0-0 |
| Bryant Hits Home Run | 0-0 |
| Cook Records Hit | 0-0 |
| Cook Records Multi-Hit Game | 0-0 |
| Cook Hits Home Run | 0-0 |
| Cox Records Hit | 0-0 |
| Cox Records Multi-Hit Game | 0-0 |
| Cox Hits Home Run | 0-0 |
| Dowell Records Hit | 0-0 |
| Dowell Records Multi-Hit Game | 0-0 |
| Dowell Hits Home Run | 0-0 |
| Engelkes Records Hit | 0-0 |
| Engelkes Records Multi-Hit Game | 0-0 |
| Engelkes Hits Home Run | 0-0 |
| Falisi Records Hit | 0-0 |
| Falisi Records Multi-Hit Game | 0-0 |
| Falisi Hits Home Run | 0-0 |
| Garcia Records Hit | 0-0 |
| Garcia Records Multi-Hit Game | 0-0 |
| Garcia Hits Home Run | 0-0 |
| Geraghty Records Hit | 0-0 |
| Geraghty Records Multi-Hit Game | 0-0 |
| Geraghty Hits Home Run | 0-0 |
| Godwin Records Hit | 0-0 |
| Godwin Records Multi-Hit Game | 0-0 |
| Godwin Hits Home Run | 0-0 |
| Horton Records Hit | 0-0 |
| Horton Records Multi-Hit Game | 0-0 |
| Horton Hits Home Run | 0-0 |
| Jones Records Hit | 0-0 |
| Jones Records Multi-Hit Game | 0-0 |
| Jones Hits Home Run | 0-0 |
| King Records Hit | 0-0 |
| King Records Multi-Hit Game | 0-0 |
| King Hits Home Run | 0-0 |
| Koepke Records Hit | 0-0 |
| Koepke Records Multi-Hit Game | 0-0 |
| Koepke Hits Home Run | 0-0 |
| Majors Records Hit | 0-0 |
| Majors Records Multi-Hit Game | 0-0 |
| Majors Hits Home Run | 0-0 |
| McCondichie Records Hit | 0-0 |
| McCondichie Records Multi-Hit Game | 0-0 |
| McCondichie Hits Home Run | 0-0 |
| Nillen Records Hit | 0-0 |
| Nillen Records Multi-Hit Game | 0-0 |
| Nillen Hits Home Run | 0-0 |
| Packer Records Hit | 0-0 |
| Packer Records Multi-Hit Game | 0-0 |
| Packer Hits Home Run | 0-0 |
| Perry Records Hit | 0-0 |
| Perry Records Multi-Hit Game | 0-0 |
| Perry Hits Home Run | 0-0 |
| Rivera Records Hit | 0-0 |
| Rivera Records Multi-Hit Game | 0-0 |
| Rivera Hits Home Run | 0-0 |
| Schmidt Records Hit | 0-0 |
| Schmidt Records Multi-Hit Game | 0-0 |
| Schmidt Hits Home Run | 0-0 |
| Tissier Records Hit | 0-0 |
| Tissier Records Multi-Hit Game | 0-0 |
| Tissier Hits Home Run | 0-0 |

LEADING OFF

HOME RUNS

| CAREER DINGERS | SOLO | 2R | 3R | GS | TOTAL |
|-----------------------|-------------|-----------|-----------|-----------|--------------|
| Rivera, Alyssa | 16 | 9 | 3 | --- | 28 |
| Perry, Justus | 4 | 3 | 3 | 1 | 11 |
| Godwin, Aspyn | 2 | --- | 1 | --- | 3 |
| Dowell, Makenna | 2 | --- | --- | --- | 2 |
| Koepke, Maddison | --- | --- | 1 | --- | 1 |
| Engelkes, Maia | --- | 1 | --- | --- | 1 |
| McCondichie, Carlee | 1 | --- | --- | --- | 1 |

2021 BREAKDOWN

| | |
|--|-----------------------------|
| Total | 0 |
| At Jane B. Moore Field | 0 |
| On the Road | 0 |
| At Neutral Sites | 0 |
| vs. RHP | 0 |
| vs. LHP | 0 |
| w/0 Outs | 0 |
| w/1 Out | 0 |
| w/2 Outs | 0 |
| Solo | 0 |
| Two Run | 0 |
| Three Run | 0 |
| Grand Slam | 0 |
| Back-to-Back Jacks | 0 |
| Pinch-Hit Homer | 0 |
| Walk-Off | 0 |
| Opponent Total | 0 |
| Last HR Given Up | vs. Georgia State (3/11/20) |
| Consecutive Games w/o HR (Season Long) | 0 (0) |

2020 TOUCH'EM ALL TRACKER

| PLAYER | DATE | OPPONENT | ON-BASE | OUTS |
|--------|------|----------|---------|------|
|--------|------|----------|---------|------|

| MULTIPLE-HIT GAMES | 2 | 3 | 4 | 5+ | 2021 | CAREER |
|---------------------------|----------|----------|----------|-----------|-------------|---------------|
| Alyssa Rivera | - | - | - | - | - | 47 |
| Justus Perry | - | - | - | - | - | 16 |
| Makenna Dowell | - | - | - | - | - | 8 |
| Tyler King | - | - | - | - | - | 4 |
| Aspyn Godwin | - | - | - | - | - | 4 |
| Carlee McCondichie | - | - | - | - | - | 3 |
| Haley Nillen | - | - | - | - | - | 3 |
| Maddison Koepke | - | - | - | - | - | 2 |
| Lindsey Garcia | - | - | - | - | - | 1 |
| TEAM | - | - | - | - | - | 88 |

| MULTIPLE-RBI GAMES | 2 | 3 | 4 | 5+ | 2021 | CAREER |
|---------------------------|----------|----------|----------|-----------|-------------|---------------|
| Alyssa Rivera | - | - | - | - | - | 30 |
| Justus Perry | - | - | - | - | - | 18 |
| Makenna Dowell | - | - | - | - | - | 7 |
| Haley Nillen | - | - | - | - | - | 2 |
| Aspyn Godwin | - | - | - | - | - | 2 |
| Maddison Koepke | - | - | - | - | - | 1 |
| Carlee McCondichie | - | - | - | - | - | 1 |
| Maia Engelkes | - | - | - | - | - | 1 |
| TEAM | - | - | - | - | - | 62 |

| HITTING STREAKS | CURRENT | 2021 | CAREER |
|------------------------|----------------|-------------|---------------|
| Alyssa Rivera | 4 | -- | 12 |
| Justus Perry | -- | -- | 6 |
| Makenna Dowell | 2 | -- | 6 |
| Carlee McCondichie | -- | -- | 4 |
| Maddison Koepke | -- | -- | 3 |
| Abby Tissier | --- | -- | 3 |
| Aspyn Godwin | --- | -- | 6 |
| Maia Engelkes | --- | -- | 2 |
| Lindsey Garcia | 1 | -- | 1 |
| Jadia Jones | 1 | -- | 1 |
| Tyler King | -- | -- | 1 |
| Haley Nillen | -- | -- | 2 |

| REACHED BASE | CURRENT | 2021 | CAREER |
|---------------------|----------------|-------------|---------------|
| Alyssa Rivera | 12 | - | 12 |
| Justus Perry | - | - | 11 |
| Makenna Dowell | 2 | - | 7 |
| Carlee McCondichie | 3 | - | 6 |
| Aspyn Godwin | - | - | 9 |
| Abby Tissier | - | - | 3 |
| Haley Nillen | - | - | 3 |
| Maia Engelkes | - | - | 3 |
| Lindsey Garcia | 1 | - | 3 |
| Maddison Koepke | - | - | 3 |
| Tyler King | - | - | 1 |
| Jadia Jones | 1 | - | 1 |
| Maddie Majors | - | - | 1 |
| Rachel Cook | - | - | 1 |

2020 RESULTS

OVERALL RECORD: 16-11 || SEC: 0-3 || HOME: 11-2 || AWAY: 1-3 || NEUTRAL: 4-6

| Date | Opponent | W/L | SCORE | INNINGS | OVERALL | SEC | PITCHER OF RECORD | ATTENDANCE | TIME |
|------------------|-----------------------|-----|-------|---------|---------|-------|-----------------------|------------|------|
| ! Feb. 7, 2020 | vs. Baylor | L | 0-8 | 5 | 0-1-0 | 0-0-0 | A. Swindle (L, 0-1) | 1463 | 1:39 |
| ! Feb. 7, 2020 | vs. Notre Dame | W | 4-1 | 7 | 1-1-0 | 0-0-0 | A. Swindle (W, 1-1) | 1463 | 1:55 |
| ! Feb. 8, 2020 | vs. Liberty | W | 5-3 | 7 | 2-1-0 | 0-0-0 | A. Swindle (W, 2-1) | 2114 | 1:39 |
| ! Feb. 8, 2020 | vs. Texas State | W | 3-1 | 7 | 3-1-0 | 0-0-0 | S. Yarbrough (W, 1-0) | 2114 | 2:02 |
| ! Feb. 9, 2020 | vs. Illinois | L | 0-2 | 7 | 3-2-0 | 0-0-0 | A. Swindle (L, 2-2) | 1370 | 1:31 |
| Feb. 13, 2020 | KENNESAW STATE | L | 1-4 | 7 | 3-3-0 | 0-0-0 | A. Swindle (L, 2-3) | 1415 | 1:46 |
| \$ Feb. 14, 2020 | UNCW | W | 8-7 | (10) | 4-3-0 | 0-0-0 | A. Swindle (W, 3-3) | 1502 | 3:06 |
| \$ Feb. 14, 2020 | ALABAMA STATE | W | 9-1 | 5 | 5-3-0 | 0-0-0 | L. Handley (W, 1-0) | 1502 | 2:02 |
| \$ Feb. 15, 2020 | ALABAMA STATE | W | 7-0 | 7 | 6-3-0 | 0-0-0 | S. Yarbrough (W, 2-0) | 1821 | 1:55 |
| \$ Feb. 15, 2020 | UNCW | W | 18-1 | 5 | 7-3-0 | 0-0-0 | A. Swindle (W, 4-3) | 1821 | 1:45 |
| \$ Feb. 16, 2020 | UNCW | W | 10-1 | 5 | 8-3-0 | 0-0-0 | L. Handley (W, 2-0) | 1448 | 1:41 |
| ^ Feb. 20, 2020 | vs. #16 Arizona State | L | 0-13 | 5 | 8-4-0 | 0-0-0 | A. Swindle (L, 4-4) | 437 | 2:05 |
| ^ Feb. 21, 2020 | vs. #25 Northwestern | W | 6-4 | 7 | 9-4-0 | 0-0-0 | A. Swindle (W, 5-4) | 567 | 2:11 |
| ^ Feb. 21, 2020 | vs. Cal | L | 1-8 | 7 | 9-5-0 | 0-0-0 | L. Handley (L, 2-1) | 583 | 1:52 |
| ^ Feb. 22, 2020 | vs. #5 Arizona | L | 0-2 | 7 | 9-6-0 | 0-0-0 | L. Handley (L, 2-2) | 358 | 1:59 |
| ^ Feb. 23, 2020 | vs. #1 UCLA | L | 1-11 | 5 | 9-7-0 | 0-0-0 | L. Handley (L, 2-3) | 1051 | 1:51 |
| & Feb. 28, 2020 | GEORGIA SOUTHERN | W | 5-4 | (9) | 10-7-0 | 0-0-0 | S. Yarbrough (W, 3-0) | 1555 | 2:54 |
| & Feb. 28, 2020 | #18 MINNESOTA | L | 4-5 | 7 | 10-8-0 | 0-0-0 | L. Handley (L, 2-4) | 1555 | 2:16 |
| & Feb. 29, 2020 | #18 MINNESOTA | W | 5-1 | 7 | 11-8-0 | 0-0-0 | S. Yarbrough (W, 4-0) | 1742 | 1:55 |
| & Feb. 29, 2020 | BINGHAMTON | W | 10-3 | 7 | 12-8-0 | 0-0-0 | L. Handley (W, 3-4) | 1742 | 1:57 |
| & March 1, 2020 | BINGHAMTON | W | 11-6 | 7 | 13-8-0 | 0-0-0 | A. Swindle (W, 5-4) | 1615 | 2:19 |
| & March 1, 2020 | GEORGIA SOUTHERN | W | 6-0 | 7 | 14-8-0 | 0-0-0 | S. Yarbrough (W, 5-0) | 1615 | 2:08 |
| * March 6, 2020 | at #7 Florida | L | 0-6 | 7 | 14-9-0 | 0-1-0 | L. Handley (L, 3-5) | 1625 | 2:03 |
| * March 7, 2020 | at #7 Florida | L | 1-2 | (11) | 14-10-0 | 0-2-0 | K. Dismukes (L, 0-1) | 1870 | 3:21 |
| * March 8, 2020 | at #7 Florida | L | 0-11 | 5 | 14-11-0 | 0-3-0 | L. Handley (L, 3-6) | 2416 | 1:45 |
| March 10, 2020 | at Jacksonville | W | 6-2 | 7 | 15-11-0 | 0-3-0 | S. Yarbrough (W, 6-0) | 230 | 2:17 |
| March 11, 2020 | GEORGIA STATE | W | 2-1 | 7 | 16-11-0 | 0-3-0 | L. Handley (W, 4-6) | 1356 | 1:36 |

Competition was suspended on March 12, 2020 with the remainder of the 2020 season canceled due to healthy and safety concerns related to COVID-19.

* - SEC GAME // ! - NFCA LEADOFF CLASSIC (CLEARWATER, FLA.) // \$ - PLAINSMAN INVITATIONAL (AUBURN, ALA.) // S - MARY NUTTER COLLEGIATE CLASSIC (CATHEDRAL CITY, CALIF.) // & - TIGER INVITATIONAL (AUBURN, ALA.)
() EXTRA INNINGS GAME

2020 OVERALL STATISTICS



2020 Auburn Softball
Overall Statistics for Auburn (as of Feb 11, 2021)
(All games Sorted by Batting avg)



Record: 16-11 Home: 11-2 Away: 1-3 Neutral: 4-6 Conference: 0-3

| Player | avg | gp-gs | ab | r | h | 2b | 3b | hr | rbi | tb | slg% | bb | hp | so | gdp | ob% | sf | sh | sb-att | po | a | e | fld% |
|-----------------------|------|-------|-----|-----|-----|----|----|----|-----|-----|------|----|----|-----|-----|------|----|----|--------|-----|-----|----|-------|
| 12 Carlee McCondichie | .469 | 22-10 | 32 | 10 | 15 | 1 | 0 | 1 | 7 | 19 | .594 | 5 | 0 | 4 | 0 | .541 | 0 | 0 | 4-5 | 16 | 21 | 1 | .974 |
| 21 Alyssa Rivera | .358 | 27-26 | 81 | 24 | 29 | 2 | 0 | 6 | 18 | 49 | .605 | 13 | 0 | 8 | 0 | .447 | 0 | 0 | 10-11 | 29 | 1 | 1 | .968 |
| 32 Makenna Dowell | .346 | 27-27 | 81 | 9 | 28 | 6 | 0 | 2 | 12 | 40 | .494 | 4 | 0 | 2 | 1 | .372 | 1 | 1 | 3-4 | 43 | 37 | 5 | .941 |
| 9 Tannon Snow | .292 | 25-25 | 65 | 7 | 19 | 4 | 0 | 2 | 12 | 29 | .446 | 11 | 2 | 9 | 0 | .395 | 3 | 0 | 0-0 | 21 | 38 | 2 | .967 |
| 5 Lindsey Garcia | .263 | 19-4 | 19 | 7 | 5 | 3 | 1 | 0 | 4 | 10 | .526 | 3 | 1 | 7 | 0 | .391 | 0 | 0 | 1-1 | 1 | 4 | 0 | 1.000 |
| 18 Justus Perry | .262 | 27-27 | 65 | 7 | 17 | 2 | 0 | 1 | 7 | 22 | .338 | 7 | 7 | 6 | 0 | .392 | 0 | 0 | 1-1 | 168 | 7 | 3 | .983 |
| 66 Tyler King | .250 | 21-18 | 44 | 5 | 11 | 0 | 0 | 0 | 3 | 11 | .250 | 1 | 0 | 3 | 0 | .261 | 1 | 1 | 3-4 | 25 | 2 | 1 | .964 |
| 0 Aspyrn Godwin | .244 | 21-13 | 41 | 5 | 10 | 1 | 1 | 2 | 4 | 19 | .463 | 3 | 0 | 7 | 1 | .295 | 0 | 2 | 0-0 | 21 | 3 | 0 | 1.000 |
| 77 Maddison Koepke | .222 | 19-17 | 45 | 3 | 10 | 0 | 1 | 1 | 8 | 15 | .333 | 2 | 2 | 12 | 0 | .280 | 1 | 1 | 1-2 | 26 | 29 | 7 | .887 |
| 8 Brittany Maresette | .212 | 20-8 | 33 | 5 | 7 | 1 | 0 | 1 | 9 | 11 | .333 | 0 | 1 | 5 | 0 | .235 | 0 | 1 | 1-2 | 16 | 0 | 0 | 1.000 |
| 43 Haley Nillen | .196 | 25-22 | 56 | 5 | 11 | 5 | 0 | 0 | 7 | 16 | .286 | 7 | 2 | 4 | 1 | .308 | 0 | 1 | 0-0 | 41 | 1 | 4 | .913 |
| 19 Abby Tissier | .182 | 17-17 | 33 | 3 | 6 | 2 | 0 | 0 | 3 | 8 | .242 | 4 | 1 | 12 | 0 | .289 | 0 | 4 | 0-0 | 81 | 13 | 1 | .989 |
| 24 Jaylin Calvert | .167 | 25-23 | 48 | 9 | 8 | 2 | 0 | 2 | 11 | 16 | .333 | 3 | 0 | 8 | 0 | .216 | 0 | 1 | 0-1 | 23 | 0 | 3 | .885 |
| 17 Maia Engelkes | .136 | 16-6 | 22 | 4 | 3 | 0 | 0 | 1 | 4 | 6 | .273 | 1 | 1 | 4 | 1 | .208 | 0 | 0 | 0-0 | 9 | 0 | 1 | .900 |
| ----- | | | | | | | | | | | | | | | | | | | | | | | |
| 16 Hannah Cavanaugh | .500 | 2-0 | 2 | 1 | 1 | 0 | 0 | 0 | 0 | 1 | .500 | 0 | 0 | 1 | 0 | .500 | 0 | 0 | 0-0 | 0 | 0 | 0 | .000 |
| 14 Jadia Jones | .200 | 25-0 | 5 | 11 | 1 | 0 | 0 | 0 | 0 | 1 | .200 | 0 | 0 | 0 | 0 | .200 | 0 | 0 | 6-7 | 0 | 0 | 0 | .000 |
| 11 Maddie Majors | .000 | 4-0 | 4 | 0 | 0 | 0 | 0 | 0 | 0 | 0 | .000 | 0 | 1 | 1 | 1 | .200 | 0 | 0 | 0-0 | 1 | 0 | 0 | 1.000 |
| 3 Madi Perry | .000 | 9-0 | 2 | 3 | 0 | 0 | 0 | 0 | 0 | 0 | .000 | 2 | 0 | 1 | 0 | .500 | 0 | 0 | 0-0 | 1 | 1 | 0 | 1.000 |
| 20 Rachel Cook | .000 | 4-0 | 2 | 0 | 0 | 0 | 0 | 0 | 0 | 0 | .000 | 0 | 0 | 1 | 0 | .000 | 0 | 0 | 0-0 | 0 | 0 | 0 | .000 |
| 99 Phoebe Florian | .000 | 19-0 | 1 | 5 | 0 | 0 | 0 | 0 | 0 | 0 | .000 | 1 | 0 | 1 | 0 | .500 | 0 | 0 | 4-5 | 1 | 1 | 0 | 1.000 |
| 4 Ashlee Swindle | .000 | 16-8 | 0 | 0 | 0 | 0 | 0 | 0 | 0 | 0 | .000 | 0 | 0 | 0 | 0 | .000 | 0 | 0 | 0-0 | 3 | 22 | 0 | 1.000 |
| 34 KK Dismukes | .000 | 3-1 | 0 | 0 | 0 | 0 | 0 | 0 | 0 | 0 | .000 | 0 | 0 | 0 | 0 | .000 | 0 | 0 | 0-0 | 0 | 0 | 1 | .000 |
| 1 Samantha Yarbrough | .000 | 13-3 | 0 | 0 | 0 | 0 | 0 | 0 | 0 | 0 | .000 | 0 | 0 | 0 | 0 | .000 | 0 | 0 | 0-0 | 1 | 2 | 1 | .750 |
| 27 Lexie Handley | .000 | 18-15 | 0 | 0 | 0 | 0 | 0 | 0 | 0 | 0 | .000 | 0 | 0 | 0 | 0 | .000 | 0 | 0 | 0-0 | 0 | 15 | 4 | .789 |
| Totals | .266 | 27 | 681 | 123 | 181 | 29 | 3 | 19 | 109 | 273 | .401 | 67 | 18 | 96 | 5 | .345 | 6 | 12 | 34-43 | 527 | 197 | 35 | .954 |
| Opponents | .243 | 27 | 679 | 108 | 165 | 29 | 1 | 11 | 91 | 229 | .337 | 77 | 13 | 138 | 6 | .329 | 7 | 15 | 26-32 | 522 | 201 | 34 | .955 |

LOB - Team (143), Opp (159). DPs turned - Team (8), Opp (13). CI - Team (0), Opp (1). IBB - Team (1), Tan. Snow 1, Opp (1).
 Picked off - J. Calvert 1.

(All games Sorted by Earned run avg)

| Player | era | w-l | app | gs | cg | sho | sv | ip | h | r | er | bb | so | 2b | 3b | hr | b/avg | wp | hp | bks | sfa | sha | |
|----------------------|-------|-------|-----|----|----|-----|----|-------|-----|-----|----|----|-----|----|----|----|-------|----|----|-----|-----|-----|--|
| 1 Samantha Yarbrough | 1.15 | 6-0 | 13 | 3 | 2 | 0/2 | 1 | 48.2 | 24 | 11 | 8 | 25 | 53 | 5 | 0 | 1 | .147 | 3 | 3 | 0 | 1 | 5 | |
| 27 Lexie Handley | 3.43 | 4-6 | 18 | 15 | 5 | 0/2 | 0 | 63.1 | 70 | 51 | 31 | 31 | 52 | 11 | 0 | 3 | .264 | 12 | 5 | 0 | 2 | 3 | |
| 4 Ashlee Swindle | 3.65 | 6-4 | 16 | 8 | 3 | 0/1 | 1 | 61.1 | 65 | 42 | 32 | 19 | 30 | 13 | 1 | 7 | .273 | 1 | 5 | 0 | 4 | 6 | |
| ----- | | | | | | | | | | | | | | | | | | | | | | | |
| 34 KK Dismukes | 12.00 | 0-1 | 3 | 1 | 0 | 0/0 | 0 | 2.1 | 6 | 4 | 4 | 2 | 3 | 0 | 0 | 0 | .462 | 0 | 0 | 0 | 0 | 1 | |
| Totals | 2.99 | 16-11 | 27 | 27 | 10 | 2/2 | 2 | 175.2 | 165 | 108 | 75 | 77 | 138 | 29 | 1 | 11 | .243 | 16 | 13 | 0 | 7 | 15 | |
| Opponents | 3.38 | 11-16 | 27 | 27 | 11 | 6/1 | 1 | 174.0 | 181 | 123 | 84 | 67 | 96 | 29 | 3 | 19 | .266 | 12 | 18 | 0 | 6 | 12 | |

PB - Team (11), A. Godwin 5, H. Nillen 3, A. Tissier 3, Opp (6). Pickoffs - Team (1), A. Godwin 1, Opp (1). SBA/ATT - A. Tissier (14-20), L. Handley (14-15), A. Swindle (6-9), A. Godwin (7-7), S. Yarbrough (4-6), H. Nillen (5-5), K. Dismukes (2-2).

2020 CONFERENCE STATISTICS



2020 Auburn Softball
Conference statistics for Auburn (as of Feb 11, 2021)
(Conference games only Sorted by Batting avg)



Record: 0-3 Home: 0-0 Away: 0-3 Conference: 0-3

| Player | avg | gp-gs | ab | r | h | 2b | 3b | hr | rbi | tb | slg% | bb | hp | so | gdp | ob% | sf | sh | sb-att | po | a | e | fld% |
|-----------------------|------|-------|----|----|----|----|----|----|-----|----|------|----|----|----|-----|------|----|----|--------|----|----|---|-------|
| 12 Carlee McCondichie | .500 | 3-3 | 8 | 0 | 4 | 0 | 0 | 0 | 0 | 4 | .500 | 0 | 0 | 2 | 0 | .500 | 0 | 0 | 0-1 | 6 | 6 | 1 | .923 |
| 21 Alyssa Rivera | .200 | 3-3 | 10 | 0 | 2 | 0 | 0 | 0 | 0 | 2 | .200 | 1 | 0 | 1 | 0 | .273 | 0 | 0 | 1-1 | 5 | 0 | 0 | 1.000 |
| 66 Tyler King | .167 | 3-3 | 6 | 0 | 1 | 0 | 0 | 0 | 0 | 1 | .167 | 0 | 0 | 0 | 0 | .167 | 0 | 0 | 0-0 | 10 | 0 | 0 | 1.000 |
| 0 Aspyrn Godwin | .167 | 3-2 | 6 | 0 | 1 | 0 | 0 | 0 | 0 | 1 | .167 | 0 | 0 | 1 | 0 | .167 | 0 | 2 | 0-0 | 2 | 0 | 0 | 1.000 |
| 18 Justus Perry | .143 | 3-3 | 7 | 0 | 1 | 0 | 0 | 0 | 0 | 1 | .143 | 1 | 2 | 1 | 0 | .400 | 0 | 0 | 0-0 | 12 | 1 | 0 | 1.000 |
| 9 Tannon Snow | .111 | 3-3 | 9 | 0 | 1 | 0 | 0 | 0 | 0 | 1 | .111 | 2 | 0 | 2 | 0 | .273 | 0 | 0 | 0-0 | 4 | 2 | 0 | 1.000 |
| 32 Makenna Dowell | .100 | 3-3 | 10 | 0 | 1 | 1 | 0 | 0 | 0 | 2 | .200 | 0 | 0 | 0 | 0 | .100 | 0 | 0 | 0-0 | 5 | 4 | 0 | 1.000 |
| ----- | | | | | | | | | | | | | | | | | | | | | | | |
| 8 Brittany Maresette | .400 | 2-0 | 5 | 0 | 2 | 0 | 0 | 0 | 1 | 2 | .400 | 0 | 0 | 3 | 0 | .400 | 0 | 0 | 0-1 | 4 | 0 | 0 | 1.000 |
| 24 Jaylin Calvert | .333 | 3-3 | 3 | 0 | 1 | 0 | 0 | 0 | 0 | 1 | .333 | 0 | 0 | 0 | 0 | .333 | 0 | 0 | 0-0 | 2 | 0 | 0 | 1.000 |
| 19 Abby Tissier | .000 | 2-2 | 4 | 0 | 0 | 0 | 0 | 0 | 0 | 0 | .000 | 0 | 0 | 3 | 0 | .000 | 0 | 0 | 0-0 | 8 | 1 | 0 | 1.000 |
| 43 Haley Nillen | .000 | 3-2 | 3 | 0 | 0 | 0 | 0 | 0 | 0 | 0 | .000 | 1 | 1 | 0 | 0 | .400 | 0 | 1 | 0-0 | 0 | 0 | 1 | .000 |
| 77 Maddison Koepke | .000 | 1-0 | 3 | 0 | 0 | 0 | 0 | 0 | 0 | 0 | .000 | 0 | 0 | 2 | 0 | .000 | 0 | 0 | 0-0 | 1 | 0 | 1 | .500 |
| 5 Lindsey Garcia | .000 | 3-0 | 2 | 0 | 0 | 0 | 0 | 0 | 0 | 0 | .000 | 1 | 0 | 0 | 0 | .333 | 0 | 0 | 0-0 | 0 | 0 | 0 | .000 |
| 17 Maia Engelkes | .000 | 2-0 | 2 | 0 | 0 | 0 | 0 | 0 | 0 | 0 | .000 | 0 | 0 | 2 | 0 | .000 | 0 | 0 | 0-0 | 0 | 0 | 0 | .000 |
| 1 Samantha Yarbrough | .000 | 1-1 | 0 | 0 | 0 | 0 | 0 | 0 | 0 | 0 | .000 | 0 | 0 | 0 | 0 | .000 | 0 | 0 | 0-0 | 0 | 0 | 0 | .000 |
| 99 Phoebe Florian | .000 | 2-0 | 0 | 0 | 0 | 0 | 0 | 0 | 0 | 0 | .000 | 0 | 0 | 0 | 0 | .000 | 0 | 0 | 0-0 | 0 | 0 | 0 | .000 |
| 34 KK Dismukes | .000 | 2-0 | 0 | 0 | 0 | 0 | 0 | 0 | 0 | 0 | .000 | 0 | 0 | 0 | 0 | .000 | 0 | 0 | 0-0 | 0 | 0 | 1 | .000 |
| 4 Ashlee Swindle | .000 | 2-0 | 0 | 0 | 0 | 0 | 0 | 0 | 0 | 0 | .000 | 0 | 0 | 0 | 0 | .000 | 0 | 0 | 0-0 | 1 | 0 | 0 | 1.000 |
| 27 Lexie Handley | .000 | 2-2 | 0 | 0 | 0 | 0 | 0 | 0 | 0 | 0 | .000 | 0 | 0 | 0 | 0 | .000 | 0 | 0 | 0-0 | 0 | 1 | 0 | 1.000 |
| 3 Madi Perry | .000 | 2-0 | 0 | 0 | 0 | 0 | 0 | 0 | 0 | 0 | .000 | 0 | 0 | 0 | 0 | .000 | 0 | 0 | 0-0 | 0 | 0 | 0 | .000 |
| 14 Jadia Jones | .000 | 2-0 | 0 | 1 | 0 | 0 | 0 | 0 | 0 | 0 | .000 | 0 | 0 | 0 | 0 | .000 | 0 | 0 | 0-0 | 0 | 0 | 0 | .000 |
| Totals | .179 | 3 | 78 | 1 | 14 | 1 | 0 | 0 | 1 | 15 | .192 | 6 | 3 | 17 | 0 | .264 | 0 | 3 | 1-3 | 60 | 15 | 4 | .949 |
| Opponents | .386 | 3 | 88 | 19 | 34 | 6 | 1 | 0 | 18 | 42 | .477 | 9 | 3 | 10 | 2 | .451 | 2 | 3 | 4-5 | 69 | 36 | 1 | .991 |

LOB - Team (20), Opp (26). DPs turned - Team (2), Opp (1).

(Conference games only Sorted by Earned run avg)

| Player | era | w-l | app | gs | cg | sho | sv | ip | h | r | er | bb | so | 2b | 3b | hr | b/avg | wp | hp | bks | sfa | sha |
|----------------------|-------|-----|-----|----|----|-----|----|------|----|----|----|----|----|----|----|----|-------|----|----|-----|-----|-----|
| 1 Samantha Yarbrough | 0.70 | 0-0 | 1 | 1 | 0 | 0/0 | 0 | 10.0 | 10 | 1 | 1 | 3 | 8 | 2 | 0 | 0 | .256 | 0 | 0 | 0 | 0 | 0 |
| 4 Ashlee Swindle | 9.55 | 0-0 | 2 | 0 | 0 | 0/0 | 0 | 3.2 | 7 | 7 | 5 | 5 | 0 | 2 | 1 | 0 | .438 | 0 | 1 | 0 | 1 | 1 |
| 27 Lexie Handley | 15.00 | 0-2 | 2 | 2 | 0 | 0/0 | 0 | 4.2 | 14 | 10 | 10 | 1 | 1 | 2 | 0 | 0 | .560 | 1 | 2 | 0 | 1 | 1 |
| ----- | | | | | | | | | | | | | | | | | | | | | | |
| 34 KK Dismukes | 4.20 | 0-1 | 2 | 0 | 0 | 0/0 | 0 | 1.2 | 3 | 1 | 1 | 0 | 1 | 0 | 0 | 0 | .375 | 0 | 0 | 0 | 0 | 1 |
| Totals | 5.95 | 0-3 | 3 | 3 | 0 | 0/0 | 0 | 20.0 | 34 | 19 | 17 | 9 | 10 | 6 | 1 | 0 | .386 | 1 | 3 | 0 | 2 | 3 |

THE LAST TIME A TEAM...

BATTING

Did not strikeout in a game _____ vs. Colorado State (5/18/19)
 Hit two grand slams in a game _____ at Arkansas (4/15/2016)
 Hit three home runs in a game _____ vs. UNCW (2/16/2020)
 Hit four home runs in a game _____ vs. Furman (2/17/2019)
 Hit five home runs in a game _____ vs. Indiana State (2/28/2016)
 All nine starters scored in a game _____ at Mississippi State (3/24/2019)
 Scored 10+ runs _____ 11 vs. Binghamton (3/1/2020)
 Scored 15+ runs _____ 18 vs. UNCW (2/15/2020)
 Scored 20+ runs _____ 22 vs. Alabama State (3/21/2018)
 Scored 20+ runs in consecutive games _____ 21, 23 at Arkansas (4/16/2016-4/17/2016)
 Scored 25+ runs _____ 28 vs. Butler (2/13/2016)
 Scored in every inning _____ vs. UNCW (2/15/2020)
 Had 20+ hits _____ 20 at Arkansas (4/16/2016)
 Had 25+ hits _____ 26 vs. Butler (2/13/2016)
 Drew 10+ walks _____ 11 vs. Alabama State (3/21/2018)
 Drew 15+ walks _____ 16 vs. UL-Lafayette (5/22/2015)
 Stole 5 bases _____ 5 vs. #18 Minnesota (2/28/20)
 Stole 6+ bases _____ 6 vs. Alabama State (4/17/19)
 Scored 8+ runs in an inning _____ 9 in 1st inn. vs. Binghamton (2/29/2020)
 Scored 10+ runs in an inning _____ 12 in 6th inn. vs. Texas A&M (3/17/2019)
 Scored 15+ runs in an inning _____ 15 in 1st inn. vs. Butler (2/13/2015)

PITCHING

Shut out team in entire series _____ Outscored Arkansas 54-0 (3 games) (4/15-17/2016)
 Shutout win _____ 6-0 vs. Georgia Southern (3/1/2020)
 Back-to-back shutouts _____ 3-0 vs. Missouri, 2-0 vs. Tennessee (5/8-5/9/2019)
 Three consecutive shutouts _____ 5-0 vs. Saint Francis, 8-0 (5 inn.) vs. Maryland, 5-0 vs. Georgia State (2/17/2018-2/18/2018)
 Five consecutive shutouts _____ 4-0 vs. Marshall, 2-0 vs. Wichita State, 3-0 vs. Tennessee Tech, 2-0 vs. Furman, 18-0 vs. Tennessee Tech (2/8/2018-2/10/2018)
 Was shut out _____ 11-0 vs. #7 Florida (3/8/2020)
 Was shut out at home _____ 7-0 vs. #7 Florida (4/26/2019)
 Was no-hit _____ 7-0 (7 inn.) vs. #7 Florida (4/26/2019)
 Perfect game against _____ 6-0 vs. #1 Washington (2/11/2010)
 Walked 10+ batters _____ 12 at #13 Tennessee (4/30/2016)

FIELDING

Made 5 errors _____ 5 at #13 Tennessee (5/1/2016)
 Made 6+ errors _____ 6 vs. #25 Georgia (3/15/2013)

WINS & LOSSES

Began season with at least 15 straight wins _____ 2018
 Won at least 10 straight games _____ 10 (3/7/2019-3/17/19)
 Won at least 15 straight games _____ 15 (2/8/2018-2/22/2018)
 Road win vs. ranked SEC foe _____ 3-0 at #5 Tennessee (4/7/2019)
 Win vs. ranked team _____ 5-1 vs. #18 Minnesota (2/29/20)
 Five-game winning streak vs. ranked foes _____ (3/17-3/25/2018)
 Win vs. No. 1 ranked team _____ 3-2 vs. #1 Oklahoma (2/9/2017)
 Win vs. Top 5 team _____ 3-0 at #5 Tennessee (4/7/2019)
 Win vs. Top 10 team _____ 2-1 vs. #7 Florida (4/27/2019)
 Home series win vs. ranked SEC team _____ 2-1 vs. #16 Arkansas (4/20-22/2018)
 Home series sweep vs. ranked SEC team _____ 3-0 vs. #18 Kentucky (3/23-3/25/2018)
 Road series win vs. ranked SEC team _____ 2-1 at #5 Tennessee (4/6/2019-4/7/2019)
 Road series sweep vs. ranked SEC team _____ 3-0 at #18 Georgia (3/31-2017-4/2/2017)
 Won in extra innings _____ 5-4 (9 inn.) vs. Georgia Southern (2/28/2020)
 Lost in extra innings _____ 2-1 (11 inn.) vs. #7 Florida (3/7/2020)
 Was run-ruled _____ 11-0 vs. #7 Florida (5 inn.) 32/8/2020
 Won when trailing after 6 innings _____ vs. Georgia State (3/11/20)
 Overcame 5+ run deficit to win _____ Trailing 7-0, won 8-7 (10 inn.) vs. UNCW (2/14/2020)

THE LAST TIME AN INDIVIDUAL...

BATTING

Had 4 hits _____ 4, Alyssa Rivera & Makenna Dowell vs. Georgia Southern (2/28/20)
 Had 5+ hits _____ 5, Jade Rhodes at Arkansas (4/16/2016)
 Had 4 runs _____ 4, Alyssa Rivera vs. UNCW (2/15/2020)
 Had 5+ runs _____ 5, Kim Blair vs. Alabama A&M (2/14/1999)
 Had 2 doubles _____ 2, Tannon Snow vs. UNCW (2/15/2020)
 Had 3+ doubles _____ 3, Brooke Lathan vs. #14 UCLA (3/3/2012)
 Had 2 triples _____ 2, Kendall Veach vs. #18 Georgia (4/2/2017)
 Had 2 home runs _____ 2, Alyssa Rivera vs. UNCW (2/15/2020)
 Had 2 home runs in same inn. _____ Justus Perry 3rd inn. vs. Alabama State (3/21/2018)
 Had 3+ home runs _____ 3, Jade Rhodes at Ole Miss (3/14/2015)
 Had grand slam _____ Brittany Maresette vs. Binghamton (3/1/20)
 Had back-to-back home runs _____ Tannon Snow and Carlee McCondichie vs. UNCW (2/16/2020)
 Had 5 RBI _____ 6, Alyssa Rivera vs. UNCW (2/15/2020)
 Had 6-7 RBI _____ 6, Alyssa Rivera vs. UNCW (2/15/2020)
 Had 8+ RBI _____ 10, Holly Currie vs. Alabama State (2/9/2005)
 Hit for the cycle _____ Holly Currie vs. Arkansas (3/12/2005)
 Had 2 stolen bases _____ 2, Alyssa Rivera vs. Binghamton (3/1/20)
 Had 3+ stolen bases _____ 3, Alyssa Rivera vs. Alabama State (4/17/2019)
 Had 4 walks _____ 4, Haley Fagan at #18 Georgia (3/31/2017)
 Had walk-off hit _____ Alyssa Rivera vs. Georgia State (3/11/2020)
 Had walk-off home run _____ Alyssa Rivera vs. Georgia State (3/11/2020)
 Had walk-off grand slam _____ Justus Perry vs. Texas A&M (3/17/19)
 Had walk-off sac fly _____ Tannon Snow vs. Alabama State (2/14/2020)

PITCHING

Threw no-hitter _____ Makayla Martin vs. Maryland (5 inn.) (2/18/2018)
 Combined no-hitter _____ Makayla Martin (3.0 IP) and Ashlee Swindle vs. Yale (2/25/2017)
 Threw 7-inn. no-hitter _____ Angel Bunner vs. Virginia Tech (2/19/2012)
 Threw extra-inn. no-hitter _____ Kristen Keyes vs. Georgia Tech (10.0 IP) (4/23/2003)
 Threw perfect game _____ Kaylee Carlson vs. Ohio State (3/18/2017)
 Threw one-hitter _____ Samantha Yarbrough vs. #18 Minnesota (2/29/20)
 Combined one-hitter _____ Ashlee Swindle (4.0), Samantha Yarbrough (1.0) vs. UNCW (2/15/2020)
 Threw CG shutout _____ Ashlee Swindle vs. #12 Tennessee (5/9/2019)
 Had 10 K's _____ 13, Lexie Handley vs. Binghamton (2/28/20)
 Had 11-12 K's _____ 13, Lexie Handley vs. Binghamton (2/28/20)
 Had 13-14 K's _____ 13, Lexie Handley vs. Binghamton (2/28/20)
 Had 15-17 K's _____ 17, Chardonnay Harris vs. #7 Florida (4/27/2019)
 Had 18+ K's _____ 18, Anna Thompson vs. Middle Tennessee (2/20/2009)

ALL-TIME PERFECT GAMES & NO-HITTERS

PERFECT GAMES

- Holly Currie vs. College of Charleston _____ 2/11/05
- Kaylee Carlson vs. Ohio State _____ 3/18/17

NO-HITTERS

- Brenda Espinoza vs. Jacksonville State _____ 2/26/97
- Denisse Montalvo/Mary Petrie vs. AA&M _____ 2/14/99
- Kristen Keyes vs. Georgia Tech _____ 4/23/03
- Holly Currie vs. College of Charleston _____ 2/11/05
- Holly Currie vs. Mercer _____ 2/18/06
- Holly Currie vs. Missouri _____ 3/24/06
- Beth Dipietro vs. Florida _____ 3/28/06
- Holly Currie vs. Tennessee Tech _____ 4/3/06
- Holly Currie vs. Ole Miss _____ 5/6/06
- Holly Currie vs. Marist _____ 5/19/06
- Holly Currie vs. Georgia State _____ 2/14/07
- Jenee Loree vs. Texas A&M-CC _____ 2/6/09
- Jenee Loree vs. Austin Peay _____ 2/21/09
- Anna Thompson vs. Louisiana Tech _____ 3/5/10
- Jenee Loree vs. IPFW _____ 2/11/12
- Jenee Loree vs. Presbyterian _____ 3/11/12
- Marcy Harper vs. Savannah State _____ 3/14/13
- Marcy Harper vs. Radford _____ 3/14/14
- Lexi Davis vs. IPFW _____ 3/14/14
- Marcy Harper vs. Savannah State _____ 3/15/14
- Marcy Harper vs. Appalachian State _____ 2/11/16
- Rachel Walters vs. Samford _____ 3/16/16
- Makayla Martin/Ashlee Swindle vs. Yale _____ 2/25/17
- Kaylee Carlson vs. Ohio State _____ 3/18/17
- Makayla Martin vs. Maryland _____ 2/18/18

STARTERS SUMMARY

PLAYER **GS** **P** **C** **1B** **2B** **3B** **SS** **LF** **CF** **RF** **DP**

STARTERS BATTING ORDER

PLAYER **1ST** **2ND** **3RD** **4TH** **5TH** **6TH** **7TH** **8TH** **9TH**

2021 TEAM GAME HIGHS**BATTING**

At-Bats
 Runs scored
 Hits
 RBI
 Doubles
 Triples
 Home Runs
 Total Bases
 Walks
 Strikeouts
 Sac Bunts
 Sac Flies
 Stolen Bases
 Hit By Pitch
 Caught Stealing
 Runners Left on Base
 Hit into DP

FIELDING

Putouts
 Assists
 Errors
 Passed Balls
 DPs Turned

PITCHING

Innings Pitched
 Runs Allowed
 Earned Runs
 Walks Allowed
 Strikeouts
 Hits Allowed
 Doubles Allowed
 Homers Allowed
 Wild Pitches
 Hit Batters

2021 INDIVIDUAL GAME HIGHS**BATTING**

At-Bats
 Runs scored
 Hits
 RBI
 Doubles
 Triples
 Home Runs
 Total Bases
 Walks
 Strikeout
 Sac Bunts
 Sac Flies
 Stolen Bases
 Hit By Pitch
 Caught Stealing
 Runners Left on Base

FIELDING

Putouts
 Assists
 Errors
 Passed Balls

PITCHING

Innings Pitched
 Runs Allowed
 Earned Runs
 Walks Allowed
 Strikeouts
 Hits Allowed
 Doubles Allowed
 Homers Allowed
 Wild Pitches
 Hit Batters

HEAD COACH MICKEY DEAN

Mickey Dean enters his fourth season as the head coach of the Auburn softball program. In 13 years at the collegiate level, Dean has coached nine NCAA Tournament teams, including one super regional participant, and won nine conference championships.

A native of Elkton, Va., Dean has guided 78 all-conference players, 43 all-region honorees and eight All-Americans, including 2017 National Player of the Year, Megan Good. He has also been touted as the conference coach of the year eight times.

During his time on The Plains, Dean has guided the Tigers to a 96-49 overall record and two NCAA Regional appearances. Dean's resume at Auburn also includes three NFCA All-Region selections and two All-SEC selections. He also guided slugger Kendall Veach to All-America honors from Softball America in 2019.

Dean's third season at Auburn was shortened due to the COVID-19 pandemic. Before the 2020 season was halted, Dean helped the Tigers to 16 wins, highlighted by victories over No. 25 Northwestern and No. 16 Minnesota. The Tigers made program history on March 2, 2020, when Alyssa Rivera (Player), Samantha Yarbrough (Pitcher) and Carlee McCondichie (Freshman) swept the SEC's weekly awards. It marked the first time Auburn has swept all three SEC awards.

Auburn closed the 2019 season with a 39-21 overall record, earning its sixth straight NCAA Tournament bid. The Tigers closed the conference slate with a 10-14 mark and earned a spot in the 2019 SEC Softball Tournament semifinals. Dean guided Kendall Veach to All-SEC and NFCA All-Region team honors. The program made history as the senior class was drafted in the 2019 National Pro Fastpitch Draft.

Dean led Auburn to a 15-0 start to open the 2018 season, which tied the best start in program history and were the most wins in SEC history among first-year head coaches. He earned his 500th career win during the Wilson/DeMarini Classic when Auburn earned a shutout win over Western Illinois on Mar. 4. He led the Tigers to their 800th win in program history with a 2-1 victory over Kennesaw State on April 4.

Dean came to Auburn after five seasons as the head coach at James Madison. During his five-year stint at James Madison, Dean compiled a record of 237-56 (.809).

He amassed five 40-win seasons, including the final two campaigns with 52 and 50 victories, respectively. The Dukes broke 104 program records, including over 40 pitching records while boasting one of the nation's top staffs under Dean's guidance.

Prior to his reign in Harrisonburg, Va., Dean spent six seasons as the head coach at Radford where he took the Highlanders to their first-ever NCAA Tournament appearances in 2009 and 2010.

Before taking the position at Radford, Dean served as an assistant coach at Akron (2001-02), Indiana (2002-04) and Longwood (2005-06).

In addition to his collegiate coaching experience, Dean has also worked on the professional and international level.

He was the pitching coach for the Venezuelan National Team (2002-08) and the head coach for the Chicago Bandits (2004-10) that finished as the National Pro Fastpitch regular season champions five times and won the title in 2008.

Dean was named NPF Manager of the Year three times and coached world-renowned pitcher Jennie Finch, who was the NPF's Co-Pitcher of the Year in 2005 and has a gold and silver medal from her two Team USA Olympic appearances.

A 1987 graduate of Elon University, Dean was a pitcher on the baseball team where he was a four-year letterwinner.

Dean and his wife, Liz, have one son, Isaac, and one daughter, Caroline.



QUICK FACTS

Hometown/Birthplace _____ Elkton, Va.
 College _____ Elon '87
 Family _____ wife, Liz, son, Isaac, daughter, Caroline

COACHING RECORD

Head Coaching Career _____ 15th Season
 Career Record _____ 574-221 (.722)
 NCAA Regionals _____ 9
 NCAA Super Regionals _____ 1
 Conference Championships _____ 9

COACHING CAPSULE

| | | |
|----------|----------------------------|---------|
| 2018-Pr. | Auburn - Head Coach | 96-49 |
| 2013-17 | James Madison - Head Coach | 237-56 |
| 2007-12 | Radford - Head Coach | 241-116 |

COACHING RECORD

| | | |
|------|---------------|-------|
| 2021 | Auburn | 0-0 |
| 2020 | Auburn | 16-11 |
| 2019 | Auburn | 39-21 |
| 2018 | Auburn | 41-17 |
| 2017 | James Madison | 52-8 |
| 2016 | James Madison | 50-6 |
| 2015 | James Madison | 48-10 |
| 2014 | James Madison | 45-15 |
| 2013 | James Madison | 42-17 |
| 2012 | Radford | 34-21 |
| 2011 | Radford | 38-21 |
| 2010 | Radford | 38-17 |
| 2009 | Radford | 41-15 |
| 2008 | Radford | 46-15 |
| 2007 | Radford | 44-27 |

AUBURN COACHING HIGHLIGHTS

- Two NCAA Regional appearances (2018, 2019)
- One All-American honoree (Kendall Veach - Softball America)
- Seven National Pro Fastpitch Draft selections
- Three NFCA All-Region selections
- Two All-SEC Team selections
- Two SEC All-Defensive Team selections
- One SEC All-Freshman Team selection
- Two SEC All-Tournament Team selections
- Three SEC Players of the Week honors
- Two SEC Pitcher of the Week honors
- Two SEC Freshman of the Week honors

PLAYER CAPSULES



ASPYN GODWIN

00

CATCHER/OUTFIELD
Jr. | 5-8 | R/R
Silverhill, Ala. | Daphne

SEASON HIGH

| | |
|-----|---|
| AB | 4 (2x), last vs. Georgia Southern (2/28/20) |
| R | 2 (2x), last vs. UNCW (2/15/20) |
| H | 2 (4x), last vs. UNCW (2/15/20) |
| 2B | 2 (2x), last vs. Mercer (3/8/19) |
| 3B | 1 (2x), last vs. Binghamton (3/1/20) |
| HR | 1 (3x), last vs. Binghamton (2/29/20) |
| RBI | 3, vs. Villanova (2/24/19) |

CAREER HIGH

2021 SEASON HIGHLIGHTS

GAME BY GAME BATTING

| DATE | OPPONENT | AB | R | H | RBI | 2B | 3B | HR | BB | SB | CS | HBP | SAC | SF | GDP | K | PO | A | E | AVG |
|------|----------|----|---|---|-----|----|----|----|----|----|----|-----|-----|----|-----|---|----|---|---|-----|
|------|----------|----|---|---|-----|----|----|----|----|----|----|-----|-----|----|-----|---|----|---|---|-----|

GODWIN'S OVERALL CAREER STATS

| YEAR | AVG | GP-GS | AB | R | H | 2B | 3B | HR | RBI | TB | SLG% | BB | HBP | SO | GDP | OB% | SF | SH | SB-ATT | PO | A | E | FLD% |
|--------------|-------------|--------------|-----------|-----------|-----------|----------|----------|----------|-----------|-----------|-------------|----------|----------|-----------|----------|-------------|----------|----------|------------|-----------|----------|----------|--------------|
| 2019 | .286 | 33-7 | 42 | 9 | 12 | 2 | 1 | 1 | 13 | 19 | .452 | 6 | 0 | 10 | 0 | .375 | 0 | 0 | 1-1 | 1 | 0 | 0 | 1.000 |
| 2020 | .244 | 21-13 | 41 | 5 | 10 | 1 | 1 | 2 | 4 | 19 | .463 | 3 | 0 | 7 | 1 | .295 | 0 | 2 | 0-0 | 21 | 3 | 0 | 1.000 |
| 2021 | .000 | 0-0 | 0 | 0 | 0 | 0 | 0 | 0 | 0 | 0 | .000 | 0 | 0 | 0 | 0 | .000 | 0 | 0 | 0-0 | 0 | 0 | 0 | .000 |
| TOTAL | .265 | 54-20 | 83 | 14 | 22 | 3 | 2 | 3 | 28 | 38 | .458 | 9 | 0 | 17 | 1 | .337 | 0 | 2 | 1-1 | 22 | 3 | 0 | 1.000 |

PLAYER CAPSULES



SAMANTHA YARBROUGH

1

RIGHT-HANDED PITCHER

Jr. | 5-6 | R/R

Fairhope, Ala. | South Alabama

SEASON HIGH

| | |
|---------|----------------------------------|
| IP | 10.0, at Florida (3/7/20) |
| H | 10, at Florida (3/7/20) |
| R | 4, vs. Arizona State (2/20/20) |
| ER | 4, vs. Arizona State (2/20/20) |
| BB | 3 (4x), last at Florida (3/7/20) |
| SO | 10, at Jacksonville (3/10/20) |
| Pitches | 174, at Florida (3/7/20) |

CAREER HIGH

2021 SEASON HIGHLIGHTS

| |
|--|
| |
|--|

GAME BY GAME PITCHING

| DATE | OPPONENT | IP | H | R | ER | BB | SO | 2B | 3B | HR | WP | BK | HBP | IBB | SCORE | W-L | SV | ERA | NP |
|------|----------|----|---|---|----|----|----|----|----|----|----|----|-----|-----|-------|-----|----|-----|----|
| | | | | | | | | | | | | | | | | | | | |

YARBROUGH'S OVERALL CAREER STATS

| YEAR | ERA | W-L | APP | GS | CG | SHO | SV | IP | H | R | ER | BB | SO | 2B | 3B | HR | BF | BAVG | WP | HBP | BK | SFA | SHA |
|--------------|-------------|------------|-----------|----------|----------|------------|----------|-------------|-----------|-----------|----------|-----------|-----------|----------|----------|----------|------------|-------------|----------|----------|----------|----------|----------|
| 2020 | 1.15 | 6-0 | 13 | 3 | 2 | 0/2 | 1 | 48.2 | 24 | 11 | 8 | 25 | 53 | 5 | 0 | 1 | 197 | .147 | 3 | 3 | 0 | 1 | 5 |
| 2021 | 0.00 | 0-0 | 0 | 0 | 0 | 0/0 | 0 | 0.0 | 0 | 0 | 0 | 0 | 0 | 0 | 0 | 0 | 0 | .000 | 0 | 0 | 0 | 0 | 0 |
| TOTAL | 1.15 | 6-0 | 13 | 3 | 2 | 0/2 | 1 | 48.2 | 24 | 11 | 8 | 25 | 53 | 5 | 0 | 1 | 197 | .147 | 3 | 3 | 0 | 1 | 5 |

PLAYER CAPSULES



SYDNEY COX

2

UTILITY

Fr. | 5-3 | L/R

Asheboro, N.C. | Asheboro

SEASON HIGH

CAREER HIGH

| | | |
|-------|-----|-------|
| _____ | AB | _____ |
| _____ | R | _____ |
| _____ | H | _____ |
| _____ | 2B | _____ |
| _____ | 3B | _____ |
| _____ | HR | _____ |
| _____ | RBI | _____ |

2021 SEASON HIGHLIGHTS

GAME BY GAME BATTING

| DATE | OPPONENT | AB | R | H | RBI | 2B | 3B | HR | BB | SB | CS | HBP | SAC | SF | GDP | K | PO | A | E | AVG |
|------|----------|----|---|---|-----|----|----|----|----|----|----|-----|-----|----|-----|---|----|---|---|-----|
|------|----------|----|---|---|-----|----|----|----|----|----|----|-----|-----|----|-----|---|----|---|---|-----|

| | | | | | | | | | | | | | | | | | | | | |
|--|--|--|--|--|--|--|--|--|--|--|--|--|--|--|--|--|--|--|--|--|
| | | | | | | | | | | | | | | | | | | | | |
|--|--|--|--|--|--|--|--|--|--|--|--|--|--|--|--|--|--|--|--|--|

COX'S OVERALL CAREER STATS

| YEAR | AVG | GP-GS | AB | R | H | 2B | 3B | HR | RBI | TB | SLG% | BB | HBP | SO | GDP | OB% | SF | SH | SB-ATT | PO | A | E | FLD% |
|--------------|-------------|------------|----------|----------|----------|----------|----------|----------|----------|----------|-------------|----------|----------|----------|----------|-------------|----------|----------|------------|----------|----------|----------|-------------|
| 2021 | .000 | 0-0 | 0 | 0 | 0 | 0 | 0 | 0 | 0 | 0 | .000 | 0 | 0 | 0 | 0 | .000 | 0 | 0 | 0-0 | 0 | 0 | 0 | .000 |
| TOTAL | .000 | 0-0 | 0 | 0 | 0 | 0 | 0 | 0 | 0 | 0 | .000 | 0 | 0 | 0 | 0 | .000 | 0 | 0 | 0-0 | 0 | 0 | 0 | .000 |

PLAYER CAPSULES



MADDIE PENTA

4

RIGHT-HANDED PITCHER

Fr. | 6-2 | R/R

Chesapeake City, Md. | Bohemia Manor

SEASON HIGH

CAREER HIGH

| | |
|---------|-------|
| IP | _____ |
| H | _____ |
| R | _____ |
| ER | _____ |
| BB | _____ |
| SO | _____ |
| Pitches | _____ |

2021 SEASON HIGHLIGHTS


GAME BY GAME PITCHING

| DATE | OPPONENT | IP | H | R | ER | BB | SO | 2B | 3B | HR | WP | BK | HBP | IBB | SCORE | W-L | SV | ERA | NP |
|------|----------|----|---|---|----|----|----|----|----|----|----|----|-----|-----|-------|-----|----|-----|----|
| | | | | | | | | | | | | | | | | | | | |

PENTA'S OVERALL CAREER STATS

| YEAR | ERA | W-L | APP | GS | CG | SHO | SV | IP | H | R | ER | BB | SO | 2B | 3B | HR | BF | BAVG | WP | HBP | BK | SFA | SHA |
|--------------|-------------|------------|----------|----------|----------|------------|----------|------------|----------|----------|----------|----------|----------|----------|----------|----------|----------|-------------|----------|----------|----------|----------|----------|
| 2021 | 0.00 | 0-0 | 0 | 0 | 0 | 0/0 | 0 | 0.0 | 0 | 0 | 0 | 0 | 0 | 0 | 0 | 0 | 0 | .000 | 0 | 0 | 0 | 0 | 0 |
| TOTAL | 0.00 | 0-0 | 0 | 0 | 0 | 0/0 | 0 | 0.0 | 0 | 0 | 0 | 0 | 0 | 0 | 0 | 0 | 0 | .000 | 0 | 0 | 0 | 0 | 0 |

PLAYER CAPSULES



LINDSEY GARCIA

5

INFIELD

So. | 5-5 | R/R

Coral Springs, Fla. | Coral Springs Charter School

SEASON HIGH

| | |
|-----|--|
| AB | 3 (3x), last vs. Minnesota (2/29/20) |
| R | 1 (7x), last vs. Georgia State (3/11/20) |
| H | 2, vs. Alabama State (2/14/20) |
| 2B | 1 (3x), last vs. Georgia State (3/11/20) |
| 3B | 1, vs. Minnesota (2/28/20) |
| HR | |
| RBI | 1 (4x), last vs. Binghamton (2/29/20) |

CAREER HIGH

2021 SEASON HIGHLIGHTS

| |
|--|
| |
|--|

GAME BY GAME HITTING


| DATE | OPPONENT | AB | R | H | RBI | 2B | 3B | HR | BB | SB | CS | HBP | SAC | SF | GDP | K | PO | A | E | AVG |
|------|----------|----|---|---|-----|----|----|----|----|----|----|-----|-----|----|-----|---|----|---|---|-----|
|------|----------|----|---|---|-----|----|----|----|----|----|----|-----|-----|----|-----|---|----|---|---|-----|

| | | | | | | | | | | | | | | | | | | | | |
|--|--|--|--|--|--|--|--|--|--|--|--|--|--|--|--|--|--|--|--|--|
| | | | | | | | | | | | | | | | | | | | | |
|--|--|--|--|--|--|--|--|--|--|--|--|--|--|--|--|--|--|--|--|--|

GARCIA'S OVERALL CAREER STATS

| YEAR | AVG | GP-GS | AB | R | H | 2B | 3B | HR | RBI | TB | SLG% | BB | HBP | SO | GDP | OB% | SF | SH | SB-ATT | PO | A | E | FLD% |
|--------------|-------------|-------------|-----------|----------|----------|----------|----------|----------|----------|-----------|-------------|----------|----------|----------|----------|-------------|----------|----------|------------|----------|----------|----------|--------------|
| 2020 | .263 | 19-4 | 19 | 7 | 5 | 3 | 1 | 0 | 4 | 10 | .526 | 3 | 1 | 7 | 0 | .391 | 0 | 0 | 1-1 | 1 | 4 | 0 | 1.000 |
| 2021 | .000 | 0-0 | 0 | 0 | 0 | 0 | 0 | 0 | 0 | 0 | .000 | 0 | 0 | 0 | 0 | .000 | 0 | 0 | 0-0 | 0 | 0 | 0 | .000 |
| TOTAL | .263 | 19-4 | 19 | 7 | 5 | 3 | 1 | 0 | 4 | 10 | .526 | 3 | 1 | 7 | 0 | .391 | 0 | 0 | 1-1 | 1 | 4 | 0 | 1.000 |

PLAYER CAPSULES



KAYLEE HORTON

6

UTILITY

Sr. | 5-6 | L/R

Jasper, Ala. | Ole Miss

SEASON HIGH

CAREER HIGH

| | | |
|-------|-----|-------|
| _____ | AB | _____ |
| _____ | R | _____ |
| _____ | H | _____ |
| _____ | 2B | _____ |
| _____ | 3B | _____ |
| _____ | HR | _____ |
| _____ | RBI | _____ |

2021 SEASON HIGHLIGHTS

GAME BY GAME HITTING

| DATE | OPPONENT | AB | R | H | RBI | 2B | 3B | HR | BB | SB | CS | HBP | SAC | SF | GDP | K | PO | A | E | AVG |
|------|----------|----|---|---|-----|----|----|----|----|----|----|-----|-----|----|-----|---|----|---|---|-----|
|------|----------|----|---|---|-----|----|----|----|----|----|----|-----|-----|----|-----|---|----|---|---|-----|

| | | | | | | | | | | | | | | | | | | | | |
|--|--|--|--|--|--|--|--|--|--|--|--|--|--|--|--|--|--|--|--|--|
| | | | | | | | | | | | | | | | | | | | | |
|--|--|--|--|--|--|--|--|--|--|--|--|--|--|--|--|--|--|--|--|--|

HORTON'S OVERALL CAREER STATS

| YEAR | AVG | GP-GS | AB | R | H | 2B | 3B | HR | RBI | TB | SLG% | BB | HBP | SO | GDP | OB% | SF | SH | SB-ATT | PO | A | E | FLD% |
|--------------|-------------|------------|----------|----------|----------|----------|----------|----------|----------|----------|-------------|----------|----------|----------|----------|-------------|----------|----------|------------|----------|----------|----------|-------------|
| 2021 | .000 | 0-0 | 0 | 0 | 0 | 0 | 0 | 0 | 0 | 0 | .000 | 0 | 0 | 0 | 0 | .000 | 0 | 0 | 0-0 | 0 | 0 | 0 | .000 |
| TOTAL | .000 | 0-0 | 0 | 0 | 0 | 0 | 0 | 0 | 0 | 0 | .000 | 0 | 0 | 0 | 0 | .000 | 0 | 0 | 0-0 | 0 | 0 | 0 | .000 |

PLAYER CAPSULES



DENVER BRYANT

7

INFIELD

Fr. | 5-6 | R/R

Albany, Ga. | Dougherty

SEASON HIGH

CAREER HIGH

| | | |
|-------|-----|-------|
| _____ | AB | _____ |
| _____ | R | _____ |
| _____ | H | _____ |
| _____ | 2B | _____ |
| _____ | 3B | _____ |
| _____ | HR | _____ |
| _____ | RBI | _____ |

2021 SEASON HIGHLIGHTS

GAME BY GAME HITTING

| DATE | OPPONENT | AB | R | H | RBI | 2B | 3B | HR | BB | SB | CS | HBP | SAC | SF | GDP | K | PO | A | E | AVG |
|------|----------|----|---|---|-----|----|----|----|----|----|----|-----|-----|----|-----|---|----|---|---|-----|
|------|----------|----|---|---|-----|----|----|----|----|----|----|-----|-----|----|-----|---|----|---|---|-----|

| | | | | | | | | | | | | | | | | | | | | |
|--|--|--|--|--|--|--|--|--|--|--|--|--|--|--|--|--|--|--|--|--|
| | | | | | | | | | | | | | | | | | | | | |
|--|--|--|--|--|--|--|--|--|--|--|--|--|--|--|--|--|--|--|--|--|

BRYANT'S OVERALL CAREER STATS

| YEAR | AVG | GP-GS | AB | R | H | 2B | 3B | HR | RBI | TB | SLG% | BB | HBP | SO | GDP | OB% | SF | SH | SB-ATT | PO | A | E | FLD% |
|--------------|-------------|------------|----------|----------|----------|----------|----------|----------|----------|----------|-------------|----------|----------|----------|----------|-------------|----------|----------|------------|----------|----------|----------|-------------|
| 2021 | .000 | 0-0 | 0 | 0 | 0 | 0 | 0 | 0 | 0 | 0 | .000 | 0 | 0 | 0 | 0 | .000 | 0 | 0 | 0-0 | 0 | 0 | 0 | .000 |
| TOTAL | .000 | 0-0 | 0 | 0 | 0 | 0 | 0 | 0 | 0 | 0 | .000 | 0 | 0 | 0 | 0 | .000 | 0 | 0 | 0-0 | 0 | 0 | 0 | .000 |

PLAYER CAPSULES



MAKAYLA PACKER 10

UTILITY
Fr. | 5-8 | R/R
Chattanooga, Tenn. | Baylor School

SEASON HIGH

CAREER HIGH

| | | |
|-------|-----|-------|
| _____ | AB | _____ |
| _____ | R | _____ |
| _____ | H | _____ |
| _____ | 2B | _____ |
| _____ | 3B | _____ |
| _____ | HR | _____ |
| _____ | RBI | _____ |

2021 SEASON HIGHLIGHTS

GAME BY GAME HITTING

| DATE | OPPONENT | AB | R | H | RBI | 2B | 3B | HR | BB | SB | CS | HBP | SAC | SF | GDP | K | PO | A | E | AVG |
|------|----------|----|---|---|-----|----|----|----|----|----|----|-----|-----|----|-----|---|----|---|---|-----|
|------|----------|----|---|---|-----|----|----|----|----|----|----|-----|-----|----|-----|---|----|---|---|-----|

| | | | | | | | | | | | | | | | | | | | | |
|--|--|--|--|--|--|--|--|--|--|--|--|--|--|--|--|--|--|--|--|--|
| | | | | | | | | | | | | | | | | | | | | |
|--|--|--|--|--|--|--|--|--|--|--|--|--|--|--|--|--|--|--|--|--|

PACKER'S OVERALL CAREER STATS

| YEAR | AVG | GP-GS | AB | R | H | 2B | 3B | HR | RBI | TB | SLG% | BB | HBP | SO | GDP | OB% | SF | SH | SB-ATT | PO | A | E | FLD% |
|--------------|-------------|------------|----------|----------|----------|----------|----------|----------|----------|----------|-------------|----------|----------|----------|----------|-------------|----------|----------|------------|----------|----------|----------|-------------|
| 2021 | .000 | 0-0 | 0 | 0 | 0 | 0 | 0 | 0 | 0 | 0 | .000 | 0 | 0 | 0 | 0 | .000 | 0 | 0 | 0-0 | 0 | 0 | 0 | .000 |
| TOTAL | .000 | 0-0 | 0 | 0 | 0 | 0 | 0 | 0 | 0 | 0 | .000 | 0 | 0 | 0 | 0 | .000 | 0 | 0 | 0-0 | 0 | 0 | 0 | .000 |

PLAYER CAPSULES



MADDIE MAJORS **11**

OUTFIELD/FIRST BASE

So. | 5-8 | L/R

Birmingham, Ala. | Spain Park

SEASON HIGH

CAREER HIGH

| | |
|-----|-----------------------------|
| AB | 2, vs. Binghamton (2/29/20) |
| R | |
| H | |
| 2B | |
| 3B | |
| HR | |
| RBI | |

2021 SEASON HIGHLIGHTS

| |
|--|
| |
|--|


GAME BY GAME HITTING

| DATE | OPPONENT | AB | R | H | RBI | 2B | 3B | HR | BB | SB | CS | HBP | SAC | SF | GDP | K | PO | A | E | AVG |
|------|----------|----|---|---|-----|----|----|----|----|----|----|-----|-----|----|-----|---|----|---|---|-----|
| | | | | | | | | | | | | | | | | | | | | |

MAJOR'S OVERALL CAREER STATS

| YEAR | AVG | GP-GS | AB | R | H | 2B | 3B | HR | RBI | TB | SLG% | BB | HBP | SO | GDP | OB% | SF | SH | SB-ATT | PO | A | E | FLD% |
|--------------|-------------|------------|----------|----------|----------|----------|----------|----------|----------|----------|-------------|----------|----------|----------|----------|-------------|----------|----------|------------|----------|----------|----------|--------------|
| 2020 | .000 | 4-0 | 4 | 0 | 0 | 0 | 0 | 0 | 0 | 0 | .000 | 0 | 1 | 1 | 1 | .200 | 0 | 0 | 0-0 | 1 | 0 | 0 | 1.000 |
| 2021 | .000 | 0-0 | 0 | 0 | 0 | 0 | 0 | 0 | 0 | 0 | .000 | 0 | 0 | 0 | 0 | .000 | 0 | 0 | 0-0 | 0 | 0 | 0 | .000 |
| TOTAL | .000 | 4-0 | 4 | 0 | 0 | 0 | 0 | 0 | 0 | 0 | .000 | 0 | 1 | 1 | 1 | .200 | 0 | 0 | 0-0 | 1 | 0 | 0 | 1.000 |

PLAYER CAPSULES



CARLEE MCCONDICHIE **12**

UTILITY

So. | 5-7 | L/R

Birmingham, Ala. | Gardendale

SEASON HIGH

| | |
|-----|--------------------------------------|
| AB | 4 (2x), last vs. Binghamton (3/1/20) |
| R | 3, vs. Binghamton (3/1/20) |
| H | 3 (2x), last at Florida (3/8/20) |
| 2B | 1, vs. Georgia Southern (3/1/20) |
| 3B | |
| HR | 1, vs. UNCW (2/16/20) |
| RBI | 2, vs. Georgia Southern (3/1/20) |

CAREER HIGH

2021 SEASON HIGHLIGHTS

GAME BY GAME HITTING

| DATE | OPPONENT | AB | R | H | RBI | 2B | 3B | HR | BB | SB | CS | HBP | SAC | SF | GDP | K | PO | A | E | AVG |
|------|----------|----|---|---|-----|----|----|----|----|----|----|-----|-----|----|-----|---|----|---|---|-----|
|------|----------|----|---|---|-----|----|----|----|----|----|----|-----|-----|----|-----|---|----|---|---|-----|

MCCONDICHIE'S OVERALL CAREER STATS

| YEAR | AVG | GP-GS | AB | R | H | 2B | 3B | HR | RBI | TB | SLG% | BB | HBP | SO | GDP | OB% | SF | SH | SB-ATT | PO | A | E | FLD% |
|--------------|-------------|--------------|-----------|-----------|-----------|----------|----------|----------|----------|-----------|-------------|----------|----------|----------|----------|-------------|----------|----------|------------|-----------|-----------|----------|-------------|
| 2020 | .469 | 22-10 | 32 | 10 | 15 | 1 | 0 | 1 | 7 | 19 | .594 | 5 | 0 | 4 | 0 | .541 | 0 | 0 | 4-5 | 16 | 21 | 1 | .974 |
| 2021 | .000 | 0-0 | 0 | 0 | 0 | 0 | 0 | 0 | 0 | 0 | .000 | 0 | 0 | 0 | 0 | .000 | 0 | 0 | 0-0 | 0 | 0 | 0 | .000 |
| TOTAL | .469 | 22-10 | 32 | 10 | 15 | 1 | 0 | 1 | 7 | 19 | .594 | 5 | 0 | 4 | 0 | .541 | 0 | 0 | 4-5 | 16 | 21 | 1 | .974 |

PLAYER CAPSULES



JADIA JONES

14

OUTFIELD

Sr. | 5-7 | L/R

Phenix City, Ala. | Chipola College

SEASON HIGH

| | |
|-----|-----------------------------------|
| AB | 2 (2x), vs. Binghamton (2/29/20) |
| R | 1 (11x), last at Florida (3/7/20) |
| H | 1 vs. Binghamton (2/29/20) |
| 2B | |
| 3B | |
| HR | |
| RBI | |

CAREER HIGH

2021 SEASON HIGHLIGHTS

| |
|--|
| |
|--|

GAME BY GAME HITTING

| DATE | OPPONENT | AB | R | H | RBI | 2B | 3B | HR | BB | SB | CS | HBP | SAC | SF | GDP | K | PO | A | E | AVG |
|------|----------|----|---|---|-----|----|----|----|----|----|----|-----|-----|----|-----|---|----|---|---|-----|
| | | | | | | | | | | | | | | | | | | | | |

JONES' OVERALL CAREER STATS

| YEAR | AVG | GP-GS | AB | R | H | 2B | 3B | HR | RBI | TB | SLG% | BB | HBP | SO | GDP | OB% | SF | SH | SB-ATT | PO | A | E | FLD% |
|--------------|-------------|-------------|----------|-----------|----------|----------|----------|----------|----------|----------|-------------|----------|----------|----------|----------|-------------|----------|----------|------------|----------|----------|----------|-------------|
| 2020 | .200 | 25-0 | 5 | 11 | 1 | 0 | 0 | 0 | 0 | 1 | .200 | 0 | 0 | 0 | 0 | .200 | 0 | 0 | 6-7 | 0 | 0 | 0 | .000 |
| 2021 | .000 | 0-0 | 0 | 0 | 0 | 0 | 0 | 0 | 0 | 0 | .000 | 0 | 0 | 0 | 0 | .000 | 0 | 0 | 0-0 | 0 | 0 | 0 | .000 |
| TOTAL | .200 | 25-0 | 5 | 11 | 1 | 0 | 0 | 0 | 0 | 1 | .200 | 0 | 0 | 0 | 0 | .200 | 0 | 0 | 6-7 | 0 | 0 | 0 | .000 |

PLAYER CAPSULES



MAIA ENGELKES

17

INFIELD

So. | 5-11 | R/R

Sioux Falls, S.D. | Harrisburg

SEASON HIGH

| | |
|-----|----------------------------------|
| AB | 4, vs. UNCW (2/14/20) |
| R | 1 (4x), last vs. UNCW (2/16/20) |
| H | 31 (3x), last vs. UNCW (2/15/20) |
| 2B | 1, |
| 3B | |
| HR | 1, vs. Alabama State (2/15/20) |
| RBI | 2, vs. Alabama State (2/15/20) |

CAREER HIGH

2021 SEASON HIGHLIGHTS

GAME BY GAME HITTING

| DATE | OPPONENT | AB | R | H | RBI | 2B | 3B | HR | BB | SB | CS | HBP | SAC | SF | GDP | K | PO | A | E | AVG |
|------|----------|----|---|---|-----|----|----|----|----|----|----|-----|-----|----|-----|---|----|---|---|-----|
| | | | | | | | | | | | | | | | | | | | | |

ENGELKES' OVERALL CAREER STATS

| YEAR | AVG | GP-GS | AB | R | H | 2B | 3B | HR | RBI | TB | SLG% | BB | HBP | SO | GDP | OB% | SF | SH | SB-ATT | PO | A | E | FLD% |
|--------------|-------------|-------------|-----------|----------|----------|----------|----------|----------|----------|----------|-------------|----------|----------|----------|----------|-------------|----------|----------|------------|----------|----------|----------|-------------|
| 2020 | .136 | 16-6 | 22 | 4 | 3 | 0 | 0 | 1 | 4 | 6 | .273 | 1 | 1 | 4 | 1 | .208 | 0 | 0 | 0-0 | 9 | 0 | 1 | .900 |
| 2021 | .000 | 0-0 | 0 | 0 | 0 | 0 | 0 | 0 | 0 | 0 | .000 | 0 | 0 | 0 | 0 | .000 | 0 | 0 | 0-0 | 0 | 0 | 0 | .000 |
| TOTAL | .136 | 16-6 | 22 | 4 | 3 | 0 | 0 | 1 | 4 | 6 | .273 | 1 | 1 | 4 | 1 | .208 | 0 | 0 | 0-0 | 9 | 0 | 1 | .900 |

PLAYER CAPSULES



REENA FALISI

24

OUTFIELD

Fr. | 5-0 | L/L

Gainesville, Fla. | Oak Hill

SEASON HIGH

CAREER HIGH

| | | |
|-------|-----|-------|
| _____ | AB | _____ |
| _____ | R | _____ |
| _____ | H | _____ |
| _____ | 2B | _____ |
| _____ | 3B | _____ |
| _____ | HR | _____ |
| _____ | RBI | _____ |

2021 SEASON HIGHLIGHTS

GAME BY GAME HITTING

| DATE | OPPONENT | AB | R | H | RBI | 2B | 3B | HR | BB | SB | CS | HBP | SAC | SF | GDP | K | PO | A | E | AVG |
|------|----------|----|---|---|-----|----|----|----|----|----|----|-----|-----|----|-----|---|----|---|---|-----|
|------|----------|----|---|---|-----|----|----|----|----|----|----|-----|-----|----|-----|---|----|---|---|-----|

| | | | | | | | | | | | | | | | | | | | | |
|--|--|--|--|--|--|--|--|--|--|--|--|--|--|--|--|--|--|--|--|--|
| | | | | | | | | | | | | | | | | | | | | |
|--|--|--|--|--|--|--|--|--|--|--|--|--|--|--|--|--|--|--|--|--|

FALISI'S OVERALL CAREER STATS

| YEAR | AVG | GP-GS | AB | R | H | 2B | 3B | HR | RBI | TB | SLG% | BB | HBP | SO | GDP | OB% | SF | SH | SB-ATT | PO | A | E | FLD% |
|--------------|-------------|------------|----------|----------|----------|----------|----------|----------|----------|----------|-------------|----------|----------|----------|----------|-------------|----------|----------|------------|----------|----------|----------|-------------|
| 2021 | .000 | 0-0 | 0 | 0 | 0 | 0 | 0 | 0 | 0 | 0 | .000 | 0 | 0 | 0 | 0 | .000 | 0 | 0 | 0-0 | 0 | 0 | 0 | .000 |
| TOTAL | .000 | 0-0 | 0 | 0 | 0 | 0 | 0 | 0 | 0 | 0 | .000 | 0 | 0 | 0 | 0 | .000 | 0 | 0 | 0-0 | 0 | 0 | 0 | .000 |

PLAYER CAPSULES



MAKENNA DOWELL 32

INFIELD
Sr. | 5-0 | L/R
Suwanee, Ga. | North Gwinnett

SEASON HIGH

CAREER HIGH

| | | |
|-----|-------|---------------------------------------|
| AB | _____ | 6, vs. UNCW (2/14/20) |
| R | _____ | 2 (4x), last vs. Arkansas (4/20/18) |
| H | _____ | 4, vs. Georgia Southern (2/28/20) |
| 2B | _____ | 1 (12x), last at Florida (3/7/20) |
| 3B | _____ | 1, vs. Mercer (3/8/19) |
| HR | _____ | 1 (2x), last vs. UNCW (2/16/20) |
| RBI | _____ | 2 (7x), last vs. Binghamton (2/29/20) |

2021 SEASON HIGHLIGHTS

GAME BY GAME HITTING

| DATE | OPPONENT | AB | R | H | RBI | 2B | 3B | HR | BB | SB | CS | HBP | SAC | SF | GDP | K | PO | A | E | AVG |
|------|----------|----|---|---|-----|----|----|----|----|----|----|-----|-----|----|-----|---|----|---|---|-----|
| | | | | | | | | | | | | | | | | | | | | |

DOWELL'S OVERALL CAREER STATS

| YEAR | AVG | GP-GS | AB | R | H | 2B | 3B | HR | RBI | TB | SLG% | BB | HBP | SO | GDP | OB% | SF | SH | SB-ATT | PO | A | E | FLD% |
|--------------|-------------|--------------|------------|-----------|-----------|-----------|----------|----------|-----------|-----------|-------------|-----------|----------|-----------|----------|-------------|----------|----------|-------------|-----------|------------|-----------|-------------|
| 2018 | .181 | 42-31 | 83 | 12 | 15 | 4 | 0 | 0 | 5 | 19 | .229 | 10 | 3 | 20 | 0 | .292 | 0 | 4 | 3-5 | 29 | 71 | 3 | .971 |
| 2019 | .220 | 27-11 | 41 | 9 | 9 | 2 | 1 | 0 | 7 | 13 | .317 | 4 | 1 | 11 | 0 | .298 | 1 | 2 | 2-2 | 14 | 25 | 5 | .886 |
| 2020 | .346 | 27-27 | 81 | 9 | 28 | 6 | 0 | 2 | 12 | 40 | .494 | 4 | 0 | 2 | 1 | .372 | 1 | 1 | 3-4 | 43 | 37 | 5 | .941 |
| 2021 | .000 | 0-0 | 0 | 0 | 0 | 0 | 0 | 0 | 0 | 0 | .000 | 0 | 0 | 0 | 0 | .000 | 0 | 0 | 0-0 | 0 | 0 | 0 | .000 |
| TOTAL | .254 | 96-69 | 205 | 30 | 52 | 12 | 1 | 2 | 24 | 72 | .351 | 18 | 4 | 33 | 1 | .323 | 2 | 7 | 8-11 | 86 | 133 | 13 | .944 |

PLAYER CAPSULES



KK DISMUKES

34

RIGHT-HANDED PITCHER

So. | 5-11 | R/R

Holtville, Ala. | Holtville

SEASON HIGH

| | |
|---------|----------------------------------|
| IP | 1.2, at Florida (3/6/20) |
| H | 3 (2x), last at Florida (3/7/20) |
| R | 3, vs. Binghamton (3/1/20) |
| ER | 3, vs. Binghamton (3/1/20) |
| BB | 2, vs. Binghamton (3/1/20) |
| SO | 2, vs. Binghamton (3/1/20) |
| Pitches | 32, vs. Binghamton (3/1/20) |

CAREER HIGH

2021 SEASON HIGHLIGHTS

| |
|--|
| |
|--|

GAME BY GAME PITCHING

| DATE | OPPONENT | AB | R | H | RBI | 2B | 3B | HR | BB | SB | CS | HBP | SAC | SF | GDP | K | PO | A | E | AVG |
|------|----------|----|---|---|-----|----|----|----|----|----|----|-----|-----|----|-----|---|----|---|---|-----|
|------|----------|----|---|---|-----|----|----|----|----|----|----|-----|-----|----|-----|---|----|---|---|-----|

| | | | | | | | | | | | | | | | | | | | | |
|--|--|--|--|--|--|--|--|--|--|--|--|--|--|--|--|--|--|--|--|--|
| | | | | | | | | | | | | | | | | | | | | |
|--|--|--|--|--|--|--|--|--|--|--|--|--|--|--|--|--|--|--|--|--|

DISMUKES' OVERALL CAREER STATS

| YEAR | ERA | W-L | APP | GS | CG | SHO | SV | IP | H | R | ER | BB | SO | 2B | 3B | HR | BF | BAVG | WP | HBP | BK | SFA | SHA |
|--------------|--------------|------------|----------|----------|----------|------------|----------|------------|----------|----------|----------|----------|----------|----------|----------|----------|-----------|-------------|----------|----------|----------|----------|----------|
| 2020 | 12.00 | 0-1 | 3 | 1 | 0 | 0/0 | 0 | 2.1 | 6 | 4 | 4 | 2 | 3 | 0 | 0 | 0 | 16 | .462 | 0 | 0 | 0 | 0 | 1 |
| 2021 | 0.0 | 0-0 | 0 | 0 | 0 | 0/0 | 0 | 0.0 | 0 | 0 | 0 | 0 | 0 | 0 | 0 | 0 | 0 | .000 | 0 | 0 | 0 | 0 | 0 |
| TOTAL | 12.00 | 0-1 | 3 | 1 | 0 | 0/0 | 0 | 2.1 | 6 | 4 | 4 | 2 | 3 | 0 | 0 | 0 | 16 | .462 | 0 | 0 | 0 | 0 | 1 |

PLAYER CAPSULES



SHELBY LOWE

55

LEFT-HANDED PITCHER

Fr. | 5-9 | R/L

Carrollton, Ala. | Pickens Academy

SEASON HIGH

CAREER HIGH

| | | |
|-------|---------|-------|
| _____ | IP | _____ |
| _____ | H | _____ |
| _____ | R | _____ |
| _____ | ER | _____ |
| _____ | BB | _____ |
| _____ | SO | _____ |
| _____ | Pitches | _____ |

2021 SEASON HIGHLIGHTS

| |
|--|
| |
|--|

GAME BY GAME PITCHING

| DATE | OPPONENT | AB | R | H | RBI | 2B | 3B | HR | BB | SB | CS | HBP | SAC | SF | GDP | K | PO | A | E | AVG |
|------|----------|----|---|---|-----|----|----|----|----|----|----|-----|-----|----|-----|---|----|---|---|-----|
| | | | | | | | | | | | | | | | | | | | | |

LOWE'S OVERALL CAREER STATS

| YEAR | ERA | W-L | APP | GS | CG | SHO | SV | IP | H | R | ER | BB | SO | 2B | 3B | HR | BF | BAVG | WP | HBP | BK | SFA | SHA |
|--------------|--------------|------------|----------|----------|----------|------------|----------|------------|----------|----------|----------|----------|----------|----------|----------|----------|-----------|-------------|----------|----------|----------|----------|----------|
| 2021 | 0.0 | 0-0 | 0 | 0 | 0 | 0/0 | 0 | 0.0 | 0 | 0 | 0 | 0 | 0 | 0 | 0 | 0 | 0 | .000 | 0 | 0 | 0 | 0 | 0 |
| TOTAL | 12.00 | 0-1 | 3 | 1 | 0 | 0/0 | 0 | 2.1 | 6 | 4 | 4 | 2 | 3 | 0 | 0 | 0 | 16 | .462 | 0 | 0 | 0 | 0 | 1 |

PLAYER CAPSULES



MADDISON KOEPKE **77**

INFIELD

So. | 5-6 | R/R

Dacula, Ga. | Mill Creek

SEASON HIGH

| | |
|-----|---|
| AB | 3 (10x), at Florida (3/7/20) |
| R | 1 (3x), last vs. Georgia Southern (2/28/20) |
| H | 2 (2x), last vs. UNCW (2/16/20) |
| 2B | |
| 3B | 1, vs. Alabama State (2/14/20) |
| HR | 1, vs. Liberty (2/8/20) |
| RBI | 3, vs. Liberty (2/8/20) |

CAREER HIGH

2021 SEASON HIGHLIGHTS

| |
|--|
| |
|--|

GAME BY GAME HITTING

| DATE | OPPONENT | AB | R | H | RBI | 2B | 3B | HR | BB | SB | CS | HBP | SAC | SF | GDP | K | PO | A | E | AVG |
|------|----------|----|---|---|-----|----|----|----|----|----|----|-----|-----|----|-----|---|----|---|---|-----|
|------|----------|----|---|---|-----|----|----|----|----|----|----|-----|-----|----|-----|---|----|---|---|-----|

| | | | | | | | | | | | | | | | | | | | | |
|--|--|--|--|--|--|--|--|--|--|--|--|--|--|--|--|--|--|--|--|--|
| | | | | | | | | | | | | | | | | | | | | |
|--|--|--|--|--|--|--|--|--|--|--|--|--|--|--|--|--|--|--|--|--|

KOEPKE'S OVERALL CAREER STATS

| YEAR | AVG | GP-GS | AB | R | H | 2B | 3B | HR | RBI | TB | SLG% | BB | HBP | SO | GDP | OB% | SF | SH | SB-ATT | PO | A | E | FLD% |
|--------------|-------------|--------------|-----------|----------|-----------|----------|----------|----------|----------|-----------|-------------|----------|----------|-----------|----------|-------------|----------|----------|------------|-----------|-----------|----------|-------------|
| 2020 | .222 | 19-17 | 45 | 3 | 10 | 0 | 1 | 1 | 8 | 15 | .333 | 2 | 2 | 12 | 0 | .280 | 1 | 1 | 1-2 | 26 | 29 | 7 | .887 |
| 2021 | .000 | 0-0 | 0 | 0 | 0 | 0 | 0 | 0 | 0 | 0 | .000 | 0 | 0 | 0 | 0 | .000 | 0 | 0 | 0-0 | 0 | 0 | 0 | .000 |
| TOTAL | .222 | 19-17 | 45 | 3 | 10 | 0 | 1 | 1 | 8 | 15 | .333 | 2 | 2 | 12 | 0 | .280 | 1 | 1 | 1-2 | 26 | 29 | 7 | .887 |



00
Aspyn
GODWIN
C/OF | Jr.



1
Samantha
YARBROUGH
RHP | Jr.



2
Sydney
COX
UTL | Fr.



3
Paige
GERAGHTY
OF | Fr.



4
Maddie
PENTA
RHP | Fr.



5
Lindsey
GARCIA
INF | So.



6
Kaylee
HORTON
UTL | Sr.



7
DENVER
BRYANT
INF | Fr.




9
Tannon
SNOW
INF | Gr.



10
Makayla
PACKER
UTL | Fr.



11
Maddie
MAJORS
OF/1B | So.



12
Carlee
MCCONDICHIE
UTL | So.



14
Jadia
JONES
OF | Sr.



17
Maia
ENGELKES
INF | So.



18
Justus
PERRY
INF | Gr.



19
Abby
TISSIER
C | Sr.




20
Rachel
COOK
OF | 5Y



21
Alyssa
RIVERA
OF | Gr.



24
Reena
FALISI
OF | Fr.



27
Lexie
HANDLEY
LHP | RSr.



31
Kelsey
SCHMIDT
OF | Fr.




32
Makenna
DOWELL
INF | Sr.




34
KK
DISMUKES
RHP | So.



43
Haley
NILLEN
C | Jr.



55
Shelby
LOWE
LHP | Fr.




66
Tyler
KING
OF | Sr.



77
Maddison
KOEPKE
INF | So.



HC
Mickey
DEAN
Fourth Season



AC
Eugene
LENTI
Second Season



AC
Emily
CAROSONE
First Season



VC
Kendall
POTTS
First Season



DO
LEISA
LEE
Second Season