



# 2020-21 AUBURN WOMEN'S BASKETBALL

AUBURN ATHLETICS COMMUNICATIONS: 392 SOUTH DONAHUE DRIVE || AUBURN, AL 36830 || AUBURNTIGERS.COM || @AUBURNWBB

## 2020-21 SCHEDULE/RESULTS

5-13, 0-10 SEC

| DATE     | OPPONENT                  | TIME/TV/RESULT |
|----------|---------------------------|----------------|
| Nov. 25  | USC UPSTATE               | W 82-41        |
| Nov. 28  | SAMFORD                   | W 66-64        |
| Dec. 1   | GARDNER-WEBB              | W 97-61        |
| Dec. 5   | at Houston                | L 61-71        |
| Dec. 8   | BELMONT                   | PPD            |
| Dec. 13  | SOUTH ALABAMA             | W 74-66        |
| Dec. 16  | STEPHEN F. AUSTIN         | L 54-67        |
| Dec. 17  | NORTH FLORIDA             | W 94-81        |
| Dec. 20  | BELMONT                   | L 57-78        |
| Dec. 31  | *at LSU                   | L 43-56        |
| Jan. 3   | *GEORGIA                  | L 44-76        |
| Jan. 7   | *at Ole Miss              | L 58-62        |
| Jan. 10  | *MISSOURI                 | PPD            |
| Jan. 14  | *#12 KENTUCKY             | PPD            |
| Jan. 17  | *at Florida               | L 54-68        |
| Jan. 21  | *#12 KENTUCKY             | L 71-76        |
| Jan. 24  | *at Alabama               | L 55-67        |
| Jan. 28  | *#8/7 TEXAS A&M           | L 69-84        |
| Jan. 31  | *at #19/18 Arkansas       | L 67-77        |
| Feb. 4   | *#2/1 SOUTH CAROLINA      | L 58-77        |
| Feb. 7   | *MISSOURI                 | L 75-85        |
| Feb. 11  | *at #24/25 Georgia        | + 6 pm         |
| Feb. 14  | *ALABAMA                  | SECN 5 pm      |
| Feb. 18  | *at #24 Mississippi State | SECN 8 pm      |
| Feb. 21  | *VANDERBILT               | Canceled       |
| Feb. 25  | *#18/17 ARKANSAS          | SECN 8 pm      |
| Feb. 28  | *at #16/19 Tennessee      | SECN 1 pm      |
| Mar. 3-7 | SEC Tournament            | Greenville     |
| M19-22   | NCAA First-Second Rounds  | TBD            |
| M26-29   | NCAA Regionals            | TBD            |
| Apr 2-4  | Women's Final Four        | San Antonio    |

All times Central. Home Games in **BOLD CAPS**.  
\* SEC Game  
+ = SEC Network + / ESPN3.com

### AUBURN ATHLETICS COMMUNICATIONS

WES TODD .....Assistant Director/WBB Contact  
..... wlt0006@auburn.edu  
.....C: 334-750-5682  
KIRK SAMPSON ..... Associate AD  
..... kirk@auburn.edu

Web ..... AuburnTigers.com  
Twitter ..... @AuburnWBB  
Facebook ..... /AuburnWBB  
Instagram ..... @AuburnWBB  
Office Phone ..... (334) 844-9800



## GAME 19

## at #24 Georgia (14-4, 6-4)

Thursday, Feb. 11, 2021 • 6 p.m. CT



Site ..... Athens, Ga.  
Venue ..... Stegeman Coliseum  
TV ..... SEC Network + (Matt Stewart, Christy Thomaskutty)  
Radio ..... WQSI 93.9 FM (Brit Bowen, Larry DiChiara)  
Audio Webcast ..... AuburnTigers.com / Auburn Athletics app  
Live Stats ..... GeorgiaDogs.com  
Twitter ..... @AuburnWBB  
Series Record ..... Georgia leads 32-19  
in Athens ..... Georgia leads 19-5  
Last Meeting ..... Georgia 76, Auburn 44 (Jan. 3, 2021, in Auburn)

### GAMEDAY BREAKDOWN

#### AUBURN TIGERS

Rankings ..... AP: NR | Coaches: NR  
2020-21 Record ..... 5-13  
SEC ..... 0-10  
Home ..... 5-7  
Away ..... 0-6  
Neutral ..... 0-0  
Streak ..... L11  
Head Coach ..... Terri Williams-Flournoy  
Record at AU (Yrs.) ..... 140-132 (9th)  
Overall Record (Yrs.) ..... 283-236 (17th)  
Record vs. Georgia ..... 4-8

#### GEORGIA LADY BULLDOGS

Rankings ..... AP: 24 | Coaches: 25  
2020-21 Record ..... 14-4  
SEC ..... 6-4  
Home ..... 8-2  
Away ..... 6-2  
Neutral ..... 0-0  
Streak ..... W1  
Head Coach ..... Joni Taylor  
Record at UGA (Yrs.) ..... 111-62 (6th)  
Overall Record (Yrs.) ..... Same  
Record vs. Auburn ..... 6-1

### AUBURN PROJECTED STARTERS (based on last game)



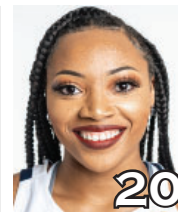
**KEYA PATTON**  
G • JR • 5-6  
Indianapolis, Ind.

PPG: 5.9  
RPG: 1.7  
APG: 0.8




**ROMI LEVY**  
F • FR • 6-2  
Herzliya, Israel

PPG: 6.2  
RPG: 4.2  
APG: 1.6



**UNIQUE THOMPSON**  
F • SR • 6-3  
Theodore, Ala.

PPG: 17.1  
RPG: 13.5  
APG: 1.3



**ALAINA RICE**  
G • SO • 5-8  
Rockledge, Fla.

PPG: 4.5  
RPG: 2.1  
APG: 1.4



**HONESTY SCOTT-GRAYSON**  
G • R-SO • 5-8  
Brick, N.J.

PPG: 13.8  
RPG: 4.1  
APG: 1.9

### OFF THE BENCH

| No. | Pos. | Name                   | Ht.  | Year  | PPG | RPG | Hometown          |
|-----|------|------------------------|------|-------|-----|-----|-------------------|
| 0   | G    | Alycia Reese           | 5-9  | Jr.   | 2.2 | 0.8 | Columbus, Ga.     |
| 2   | G    | Sania Wells            | 5-7  | So.   | 3.1 | 0.8 | Moss Point, Miss. |
| 3   | G    | Annie Hughes           | 5-9  | So.   | 3.6 | 2.2 | Dutton, Ala.      |
| 4   | G    | Riley Donahue          | 5-10 | Fr.   | 1.0 | 0.0 | Atlanta, Ga.      |
| 5   | F    | Aicha Coulibaly        | 6-0  | Fr.   | 4.3 | 3.2 | Mali              |
| 10  | F    | Kiyae' White           | 6-2  | R-Jr. | 0.0 | 3.0 | Macungie, Pa.     |
| 13  | G    | Kira Lowery            | 5-6  | Jr.   | 3.3 | 0.9 | Memphis, Tenn.    |
| 14  | F    | Jala Jordan            | 6-2  | R-So. | 7.2 | 3.2 | Philadelphia, Pa. |
| 24  | G    | Carsen McFadden        | 5-7  | Fr.   | 0.5 | 0.5 | Lucas, Texas      |
| 30  | G    | Morgan Robinson-Nwagwu | 5-8  | So.   | 1.8 | 1.1 | Norcross, Ga.     |

**Head Coach:** Terri Williams-Flournoy

**Assistants:** La'Keshia Frett Meredith, Clarisse Garcia, Reneisha Hobbs

#WarEagle  
#TeamOfExcellence



AuburnTigers.com



@AuburnWBB | @AuburnTigers  
@AUCoachFlo



/AuburnWBB  
/AuburnTigers

**TEAM SCHEDULE AND MEDIA AVAILABILITY >> FEBRUARY 8-14** (times Central unless noted otherwise)

| MONDAY<br>February 8 | TUESDAY<br>February 9                           | WEDNESDAY<br>February 10   | THURSDAY<br>February 11  | FRIDAY<br>February 12                           | SATURDAY<br>February 13                    | SUNDAY<br>February 14   |
|----------------------|---|--|--|---|--|---|
| OFF DAY              | <b>PRACTICE</b><br>2:30-5:30 pm<br>Auburn Arena | <b>PRACTICE</b><br>1-3 pm<br>Auburn Arena<br><br><b>TRAVEL</b><br>to Athens, Ga. | <b>GAME</b><br>6:00 Auburn at Georgia<br><br>Interviews Postgame<br>via Zoom<br>Return to Auburn | <b>PRACTICE</b><br>2:30-5:30 pm<br>Auburn Arena | <b>PRACTICE</b><br>12-3 pm<br>Auburn Arena | <b>GAME</b><br>5:00 Auburn vs. Alabama<br><br>Interviews postgame<br>via Zoom |

**AUBURN ATHLETICS COMMUNICATIONS SERVICES (COVID-19 EDITION)**

**QUICK FACTS**

**AUBURNTIGERS.COM**

For updated game notes, statistics and all the latest information on Auburn basketball and gameday activities, go to AuburnTigers.com.

**INTERVIEW POLICIES**

--Coach Williams-Flournoy, assistant coaches and selected athletes are available for phone and virtual interviews by contacting Wes Todd in the athletic communications office.

--Following home games, interviews with Coach Flo and selected players will be conducted **via Zoom** following a 10-minute cooling-off period. Visiting coaches and players, if requested, will be available.

--**Interviews following road contests will be conducted via Zoom; the visiting SID will send out links beforehand.**

--**Practices are closed to the public and media until further notice.**

**CREDENTIALS**

Anyone wishing to cover Auburn women's basketball should contact Wes Todd in the communications office at least one day in advance in order to make the proper arrangements. Game credentials will be held at media will call, **which will be at the north main entrance for the 2020-21 season.** There will be no season credentials. Parking passes are not needed.

**GAME DAY SERVICES**

--Printed flip cards will be available at each media seat. All other information (game notes, stats, etc.) will be available on AuburnTigers.com and StatBroadcast.com. Wireless internet is available in the Arena.

--Media will only be permitted to access the concourse level of the arena. With the exception of an extremely limited number of photographers/videographers, access to the playing floor by persons not subject to the SEC's COVID-19 testing protocol is strictly prohibited.

--Pool photos and video will be available on the SEC FTP site following all home games.

**VIDEO SERVICES**

FTP feeds of selected Auburn basketball highlights are available for the media. Highlights and postgame press conference video will be posted following each game to ImagenCloud and the SEC FTP site.

**COMMUNICATIONS STAFF**

Wes Todd Women's Basketball contact  
cell: 334-750-5682  
email: wlt0006@auburn.edu  
Kirk Sampson Associate AD  
cell: 334-750-1385  
email: sampska@auburn.edu

**GENERAL INFORMATION**

Location..... Auburn, Ala.  
Founded .....1856  
Enrollment.....30,440  
Nickname ..... Tigers  
Colors..... Burnt Orange and Navy Blue  
Facility (Capacity) ..... Auburn Arena (9,121)  
2020-21 Reduced Capacity .....1,438  
President ..... Dr. Jay Gogue  
Director of Athletics ..... Allen Greene  
Sr. Assoc. AD/SWA..... Monique Holland

**WOMEN'S BASKETBALL HISTORY**

First Year of Women's Basketball .....1971  
All-Time Record (Years).....952-510 (50th)  
All-Time SEC Record (since 1981) .....240-258  
All-Time Home Record ..... 445-131  
at Auburn Arena (since 2010)..... 98-60  
NCAA Tournament Appearances .....21  
Last NCAA App./Result.....2019 - First Round  
SEC Regular-Season Championships ..... 5  
..... 1981, 1987, 1988, 1989, 2009  
SEC Tournament Championships..... 4  
..... 1981, 1987, 1990, 1997

**COACHING & SUPPORT STAFF**

Head Coach..... Terri Williams-Flournoy  
Alma Mater, Year .....Penn State, 1991  
Overall Record ..... 283-236 (.545) / 17th year  
Auburn Record ..... 140-132 (.515) / 9th year  
Assistant Coach (Year) ..... La'Keshia Frett Meredith (2nd)  
Alma Mater, Year .....Georgia (1997)  
Assistant Coach (Year at Auburn) ..... Clarisse Garcia (5th)  
Alma Mater, Year ..... Villanova (2007)  
Special Asst. to the Head Coach..... Reneisha Hobbs  
Strength & Conditioning Coach ..... Lee Taylor  
Director of Basketball Operations ..... Bianca Webb  
Director of Basketball Services ..... Justin Peak  
Athletic Trainer..... Cathy Gordon  
Grad. Student Mgrs ..... Sean Holmes, AK Prestridge  
Manager..... Trey Larrimore

**GAMEDAY EXPERIENCE: AUBURN ARENA**

>> Auburn Arena is in its 11th season as home of Auburn Basketball. The Tigers are 98-60 since moving to the Arena in 2010-11. The facility seats 9,121 for basketball and also hosts Auburn volleyball and gymnastics.



**TEAM INFORMATION**

2019-20 Record..... 11-18  
2019-20 SEC Record..... 4-12  
SEC Finish..... T-12th  
Starters Returning/Lost .....1/4  
Letterwinners Returning/Lost ..... 5/8  
Redshirts Returning ..... 2  
Newcomers..... 8

# AUBURN TIGERS SPEED CHART

Overall: 5-13 SEC: 0-10

Head Coach: Terri Williams-Flournoy (9th Season)

Aicha Coulibaly - ay-EE-sha coo-li-BALL-ee  
 Jala Jordan - JAY-lah  
 Romi Levy - RO-mee LEV-ee  
 Kira Lowery - KYE-rah  
 Alycia Reese - a-LEE-see-ah

Morgan Robinson-Nwagwu - WAH-goo  
 Sania Wells - sa-NYE-uh  
 Kiyae' White - kye-YAY  
 Terri Williams-Flournoy - FluH-NOY

|    |  | Pts         | Reb  | Ast  | Stl | Blk   |  |       |
|----|--|-------------|------|------|-----|-------|--|-------|
| 0  | <b>ALYCIA REESE</b><br>G • 5-9 • Jr. • Columbus, Ga. • Chattahoochee Valley CC   | Season High | 10   | 4    | 1   | 1     | -  |       |
|    |  | Career High | 10   | 4    | 1   | 1     | -  |       |
|    |  | PPG         | 2.2  | 0.8  | 0.3 | .318  | .235   | 1.000 |
|    |  | 20-21       | 2.2  | 0.8  | 0.3 | .318  | .235   | 1.000 |
|    |  |             |      |      |     |       | <b>LAST GAME (vs MIZ):</b> DNP<br>• 10 pts, 2-3 3FG in 16 mins at Houston (12/5)<br>• 4 points in Auburn debut vs. USC Upstate (11/25)<br>• Played 2 seasons at CVCC in Phenix City<br>• Started all 24 games as soph.; avg. 12.8 ppg, 3.8 rpg   |       |
| 1  | <b>KEYA PATTON</b><br>G • 5-6 • Jr. • Indianapolis, Ind. • Wabash Valley College | Season High | 14   | 5    | 2   | 2     | 1  |       |
|    |  | Career High | 14   | 5    | 2   | 2     | 1  |       |
|    |  | PPG         | 5.9  | 1.7  | 0.8 | .312  | .212   | .783  |
|    |  | 20-21       | 5.9  | 1.7  | 0.8 | .312  | .212   | .783  |
|    |  |             |      |      |     |       | <b>LAST GAME (vs MIZ):</b> 8 pts, 1 reb, 1 ast, 1 stl, 1 blk<br>• Season-high 14 points in win over Gardner-Webb<br>• Two-time NJCAA All-American; 1st team in 2020<br>• Avg. 20.8 pts, 6.8 reb, 6.4 ast, 2.9 stl as JC sophomore<br>• Scored 1,000+ points in two JC seasons                  |       |
| 2  | <b>SANIA WELLS</b><br>G • 5-7 • So. • Moss Point, Miss. • East Central HS        | Season High | 11   | 5    | 2   | 1     | 1  |       |
|    |  | Career High | 11   | 5    | 3   | 2     | 1  |       |
|    |  | PPG         | 3.1  | 0.8  | 0.7 | .213  | .265   | .600  |
|    |  | 20-21       | 3.1  | 0.8  | 0.7 | .213  | .265   | .600  |
|    |  |             |      |      |     |       | <b>LAST GAME (vs MIZ):</b> 2 pts, 1-4 FG, 10 mins<br>• Career-high 5 rebounds at Florida (11/17)<br>• Career-high 11 points w/ 3 3FG vs. S. Alabama (12/13)<br>• Played in 25 games as freshman; 8.6 mins/game<br>• Scored 4 points in Auburn debut at UAB                                     |       |
| 3  | <b>ANNIE HUGHES</b><br>G • 5-9 • So. • Dutton, Ala. • Pisgah HS                  | Season High | 17   | 7    | 1   | 3     | 1  |       |
|    |  | Career High | 17   | 7    | 4   | 3     | 1  |       |
|    |  | PPG         | 3.6  | 2.2  | 0.5 | .385  | .286   | .583  |
|    |  | 20-21       | 3.6  | 2.2  | 0.5 | .385  | .286   | .583  |
|    |  |             |      |      |     |       | <b>LAST GAME (vs MIZ):</b> 2 minutes<br>• Career-high 17 pts, 7 reb, 3 stl vs. North Florida (12/17)<br>• Scored SEC-best 8 points at Missouri (2/27/20)<br>• Played in all 29 games in '19-20; started 7  |       |
| 4  | <b>RILEY DONAHUE</b><br>G • 5-10 • Fr. • Atlanta, Ga. • Marist School            | Season High | 3    | -    | -   | -     | -  |       |
|    |  | Career High | 3    | -    | -   | -     | -  |       |
|    |  | PPG         | 1.0  | 0.0  | 0.0 | 1.000 | 1.000  | -     |
|    |  | 20-21       | 1.0  | 0.0  | 0.0 | 1.000 | 1.000  | -     |
|    |  |             |      |      |     |       | <b>LAST GAME (vs MIZ):</b> DNP<br>• Scored first AU points on 3FG in last minute vs. GWU<br>• Joined Tigers as walk-on in August<br>• First-team GHSA all-region selection as HS senior  |       |
| 5  | <b>AICHA COULIBALY</b><br>G/F • 6-0 • Fr. • Mali • IMG Academy (Fla.)            | Season High | 12   | 6    | 2   | 2     | 2  |       |
|    |  | Career High | 12   | 6    | 2   | 2     | 2  |       |
|    |  | PPG         | 4.3  | 3.2  | 0.7 | .349  | .056   | .545  |
|    |  | 20-21       | 4.3  | 3.2  | 0.7 | .349  | .056   | .545  |
|    |  |             |      |      |     |       | <b>LAST GAME (vs MIZ):</b> 4 pts, 3 reb, 2 ast, 1 stl, 1 blk<br>• Started 1st 3 gms; 10 pts, 6 reb vs. GWU<br>• Played for Mali U16 National Team at '17 African Champ.<br>• Named tournament MVP, averaged 21.8 ppg in event<br>• 3rd AU WBB player from Africa (C. Correia; K. Dieng)        |       |
| 10 | <b>KIYAE' WHITE</b><br>F • 6-2 • R-Jr. • Macungie, Pa. • Emmaus HS               | Season High | -    | 3    | -   | -     | -  |       |
|    |  | Career High | 15   | 11   | 4   | 3     | 1  |       |
|    |  | PPG         | 0.0  | 3.0  | 0.0 | .000  | -  | -     |
|    |  | 20-21       | 0.0  | 3.0  | 0.0 | .000  | -  | -     |
|    |  |             |      |      |     |       | <b>LAST GAME (vs MIZ):</b> DNP<br>• Made '20-21 debut vs. South Alabama, 3 rebs in 4 mins<br>• Played all 29 games, started 14 in 2019-20<br>• Career-high 15 points in SEC Tour. vs. Arkansas<br>• Career-high 11 rebs in '19-20 opener vs. Wofford   |       |
| 11 | <b>ROMI LEVY</b><br>F • 6-2 • Fr. • Herzliya, Israel • Hof Hasharon HS           | Season High | 12   | 12   | 7   | 6     | 2  |       |
|    |  | Career High | 12   | 12   | 7   | 6     | 2  |       |
|    |  | PPG         | 6.2  | 4.2  | 1.6 | .387  | .283   | .333  |
|    |  | 20-21       | 6.2  | 4.2  | 1.6 | .387  | .283   | .333  |
|    |  |             |      |      |     |       | <b>LAST GAME (vs MIZ):</b> 7 pts, 1 reb, 1 ast, 1 blk<br>• 8 pts, season-hi 12 reb at Arkansas (1/31)<br>• 7 assists vs. Kentucky (1/21); most by AU player in 20-21<br>• Season-high 13 pts at Ole Miss (1/7)<br>• First AU WBB player from Israel  |       |
| 13 | <b>KIRA LOWERY</b><br>G • 5-6 • Jr. • Memphis, Tenn. • Dyersburg State CC        | Season High | 12   | 5    | 5   | 3     | 1  |       |
|    |  | Career High | 12   | 5    | 5   | 3     | 1  |       |
|    |  | PPG         | 3.3  | 0.9  | 1.5 | .514  | .200   | .789  |
|    |  | 20-21       | 3.3  | 0.9  | 1.5 | .514  | .200   | .789  |
|    |  |             |      |      |     |       | <b>LAST GAME (vs MIZ):</b> 8 pts, 1 ast, 3-3 FG, 2-2 FT<br>• Missed UF, UK games; returned at Alabama (1/24)<br>• Led AU w/ 5 assists, 3 steals in win over UNF (12/17)<br>• 12 points in 2nd AU game vs. Samford (11/28)<br>• Third-team NJCAA All-American in '20                            |       |
| 14 | <b>JALA JORDAN</b><br>F • 6-2 • R-So. • Philadelphia, Pa. • West Virginia        | Season High | 16   | 8    | 4   | 2     | 3  |       |
|    |  | Career High | 16   | 8    | 4   | 2     | 3  |       |
|    |  | PPG         | 7.2  | 3.2  | 0.7 | .345  | .283   | .682  |
|    |  | 20-21       | 7.2  | 3.2  | 0.7 | .345  | .283   | .682  |
|    |  |             |      |      |     |       | <b>LAST GAME (vs MIZ):</b> DNP<br>• Career-hi 3 blocks in 1st career start vs. S. Ala. (12/13)<br>• Shared AU lead w/ 16 pts in season-opener vs. USCU<br>• Redshirted 2019-20 season after transfer from WVU<br>• Appeared in 25 games as freshman at WVU                                     |       |
| 20 | <b>UNIQUE THOMPSON</b><br>F • 6-3 • Sr. • Theodore, Ala. • Faith Academy         | Season High | 26   | 23   | 3   | 5     | 2  |       |
|    |  | Career High | 31   | 23   | 6   | 5     | 6  |       |
|    |  | PPG         | 17.1 | 13.5 | 2.5 | .532  | 1.000  | .814  |
|    |  | 20-21       | 17.1 | 13.5 | 2.5 | .532  | 1.000  | .814  |
|    |  |             |      |      |     |       | <b>LAST GAME (vs MIZ):</b> 14 pts, 13 reb, 3 ast, 2 stl, 4-5 FT<br>• Preseason All-SEC; McClain, Wooden Watch Lists<br>• 2 20-20 gms: 26/23 at HOU (12/5), 20/23 vs. BEL (12/20)<br>• 53 career double-doubles, 1st in AU history<br>• NCAA leader in off. rebounds (5.9), 2nd rebounds (13.6) |       |
| 22 | <b>ALAINA RICE</b><br>G • 5-8 • So. • Rockledge, Fla. • Florida A&M              | Season High | 13   | 4    | 5   | 2     | -  |       |
|    |  | Career High | 22   | 11   | 5   | 5     | 2  |       |
|    |  | PPG         | 4.5  | 2.1  | 1.4 | .312  | .320   | .727  |
|    |  | 20-21       | 4.5  | 2.1  | 1.4 | .312  | .320   | .727  |
|    |  |             |      |      |     |       | <b>LAST GAME (vs MIZ):</b> 2 points, 2 assists<br>• Season-high 13 pts, 5 ast, 2 stl vs. Texas A&M (1/28)<br>• Led Auburn w/ 5 assists in debut vs. USC Upstate<br>• 2020 MEAC Rookie of the Year at FAMU<br>• Averaged 10.3 pts, 4.7 reb., 2.4 ast. as freshman in '20                        |       |
| 23 | <b>HONESTY SCOTT-GRAYSON</b><br>G • 5-8 • R-So. • Brick, N.J. • Baylor           | Season High | 30   | 7    | 4   | 5     | 1  |       |
|    |  | Career High | 30   | 7    | 5   | 5     | 1  |       |
|    |  | PPG         | 13.8 | 4.1  | 1.9 | .398  | .317   | .746  |
|    |  | 20-21       | 13.8 | 4.1  | 1.9 | .398  | .317   | .746  |
|    |  |             |      |      |     |       | <b>LAST GAME (vs MIZ):</b> 30 pts, 4 reb, 1 ast, 2 stl, 10-17 FG<br>• Career-high 30 pts vs. Mizou (2/7); 1st 30-pt AU gm of yr<br>• SEC play: leads AU w/ 16.5 ppg, 2.2 spg, 2.0 apg<br>• Redshirted '19-20 after transfer from Baylor<br>• 2018 McDonald's All-American                      |       |
| 24 | <b>CARSEN McFADDEN</b><br>G • 5-7 • Fr. • Fairview, Texas • Lovejoy HS           | Season High | 3    | 1    | 3   | 1     | -  |       |
|    |  | Career High | 3    | 1    | 3   | 1     | -  |       |
|    |  | PPG         | 0.5  | 0.5  | 0.7 | .333  | -  | .500  |
|    |  | 20-21       | 0.5  | 0.5  | 0.7 | .333  | -  | .500  |
|    |  |             |      |      |     |       | <b>LAST GAME (vs MIZ):</b> DNP<br>• 1st AU points, led AU w/ 3 ast vs. S. Ala. (12/13)<br>• Had a rebound and an assist in final minute vs. GWU<br>• Joined Tigers as walk-on in August<br>• Had 1,047 rebounds and 418 steals in HS career  |       |
| 30 | <b>MORGAN ROBINSON-NWAGWU</b><br>G • 5-8 • So. • Norcross, Ga. • Norcross HS     | Season High | 9    | 4    | 6   | 4     | 1  |       |
|    |  | Career High | 9    | 4    | 6   | 4     | 1  |       |
|    |  | PPG         | 1.8  | 1.1  | 1.4 | .267  | .100   | .889  |
|    |  | 20-21       | 1.8  | 1.1  | 1.4 | .267  | .100   | .889  |
|    |  |             |      |      |     |       | <b>LAST GAME (vs MIZ):</b> 2 minutes<br>• 1st career start at UF; scored career-high 9 pts (1/17)<br>• Career-high 6 assists at Ole Miss (1/7)<br>• Career-high 4 steals in season-opener vs. USC Upstate<br>• Played in all 29 games as a freshman; 10.9 mins/game                            |       |



Inside the Matchup

**Auburn vs. Georgia 19-32 (.373)**

In Auburn: 11-11

--At Auburn Arena: 2-4

In Athens: 5-19

Neutral Sites: 3-2

Trend: Georgia has won 6 of the last 7 meetings

|               |   |            |                     |
|---------------|---|------------|---------------------|
| Feb. 7, 1975  | L | 76-93      | Athens, Ga.         |
| Feb. 16, 1980 | L | 71-79      | Athens, Ga.         |
| Feb. 21, 1981 | W | 74-58      | Auburn              |
| Feb. 26, 1982 | L | 65-66      | Lexington, Ky.*     |
| Feb. 14, 1983 | W | 58-54      | Auburn              |
| Feb. 15, 1984 | L | 68-84      | Athens, Ga.         |
| Mar. 3, 1984  | L | 72-102     | Athens, Ga.*        |
| Mar. 3, 1985  | W | 80-65      | Oxford, Miss.*      |
| Jan. 18, 1986 | L | 61-95      | Auburn              |
| Feb. 8, 1987  | L | 71-72      | Athens, Ga.         |
| Mar. 7, 1987  | W | 83-57      | Albany, Ga.*        |
| Feb. 10, 1988 | W | 89-70      | Auburn              |
| Mar. 24, 1988 | W | 68-65      | Athens, Ga.@        |
| Feb. 25, 1989 | W | 86-76      | Athens, Ga.         |
| Feb. 10, 1990 | W | 85-64      | Auburn              |
| Feb. 23, 1991 | L | 66-70      | Athens, Ga.         |
| Feb. 8, 1992  | W | 84-56      | Auburn              |
| Feb. 7, 1993  | W | 82-56      | Athens, Ga.         |
| Feb. 20, 1994 | L | 54-58      | Auburn              |
| Feb. 19, 1995 | L | 56-78      | Athens, Ga.         |
| Jan. 12, 1996 | L | 71-79      | Auburn              |
| Jan. 11, 1997 | L | 55-82      | Athens, Ga.         |
| Mar. 1, 1997  | W | 75-47      | Chattanooga, Tenn.* |
| Jan. 17, 1998 | L | 70-73      | Auburn              |
| Jan. 17, 1999 | L | 78-96      | Athens, Ga.         |
| Jan. 23, 2000 | L | 68-54      | Auburn              |
| Jan. 20, 2001 | L | 60-77      | Athens, Ga.         |
| Jan. 17, 2002 | L | 49-60      | Auburn              |
| Feb. 9, 2003  | L | 67-78      | Athens, Ga.         |
| Jan. 15, 2004 | W | 72-54      | Auburn              |
| Jan. 16, 2005 | L | 56-71      | Athens, Ga.         |
| Feb. 26, 2006 | L | 61-74      | Athens, Ga.         |
| Feb. 18, 2007 | L | 55-62      | Auburn              |
| Jan. 13, 2008 | W | 82-52      | Auburn              |
| Feb. 24, 2008 | L | 56-68      | Athens, Ga.         |
| Jan. 29, 2009 | L | 58-67      | Athens, Ga.         |
| Feb. 22, 2009 | W | 65-59      | Auburn              |
| Jan. 31, 2010 | W | 67-53      | Auburn              |
| Feb. 24, 2011 | W | 63-58      | Athens, Ga.         |
| Jan. 8, 2012  | L | 45-70      | Auburn              |
| Feb. 7, 2013  | L | 58-61      | Athens, Ga.         |
| Feb. 23, 2014 | W | 67-59      | Auburn              |
| Jan. 11, 2015 | L | 52-57      | Auburn              |
| Feb. 22, 2015 | W | 44-26      | Athens, Ga.         |
| Jan. 28, 2016 | L | 30-63      | Athens, Ga.         |
| Feb. 12, 2017 | L | 51-57      | Auburn              |
| March 2, 2017 | L | 52-56      | Greenville, S.C.*   |
| Jan. 21, 2018 | L | 48-60      | Athens, Ga.         |
| Feb. 3, 2019  | W | 59-58 (OT) | Auburn              |
| Jan. 19, 2020 | L | 50-61      | Athens, Ga.         |
| Jan. 3, 2021  | L | 44-76      | Auburn              |

\*SEC Tournament  
@ NCAA Tournament

**Auburn Women's Basketball Quick Hitters**

- Auburn and Georgia are meeting for the second time this season and the 52nd time in history in women's basketball
- Georgia leads the series 32-19, including a 19-5 edge in Athens
- Georgia has won the previous two meetings, including a 76-44 win in Auburn earlier this season
- Unique Thompson passed DeWanna Bonner for second all-time in rebounds at Auburn vs. Texas A&M; she now has 1,091 career rebounds and is 27 shy of Becky Jackson's career mark of 1,118
- Thompson pulled down her 1,000th career rebound vs. Belmont (12/20)
- Thompson is the nation's active career leader in double-doubles (54) and the SEC's active leader in rebounds (1,091)
- Thompson needs three double-doubles to move into the SEC's all-time top 10
- Thompson leads the nation in offensive rebounds per game (5.7) and rebounds per game (13.5)
- Thompson's 26-point, 23-rebound game at Houston was Auburn's first 20-20 game since Lauretta Freeman had 30 points, 21 rebounds vs. Alabama on Feb. 17, 1993; she followed that up with 20 points, 23 rebounds vs. Belmont (12/20)
- Thompson's 23 rebounds at Houston and vs. Belmont were a career-high and tied for the third-most in Auburn history (Sharon Stewart, 23 at Vanderbilt, Feb. 28, 1988)
- As of Feb. 4, Thompson's 23 rebounds at Houston and vs. Belmont were tied for the most by a player in NCAA Division I so far this season
- Honesty Scott-Grayson had a career-high 30 points against Missouri, Auburn's first 30-point effort of the season
- Scott-Grayson's 30 points vs. Missouri were the most by an Auburn player at home since Brandy Montgomery had 30 against Alabama in 2015
- Scott-Grayson has topped the 20-point mark three times in SEC play: 30 vs. Missouri, 23 at Ole Miss, 21 vs. Texas A&M
- In SEC play, Scott-Grayson leads Auburn in scoring (16.5), steals (2.2) and assists (2.0) per game
- Romi Levy had a career-high 7 assists vs. Kentucky; it was the most by an Auburn player this season
- Levy added a career-high 12 rebounds at Arkansas, most by a player not named Unique Thompson this season
- Morgan Robinson-Nwagwu's 6 assists at Ole Miss were a career-high and the second-most by an Auburn player this season
- Robinson-Nwagwu made her first career start at Florida and scored a career-high 9 points
- Auburn has utilized seven different starting lineups through 16 games; 11 of 13 scholarship players have started at least one game and 8 players have made their first Division I starts
- Annie Hughes scored a career-high 17 points with 7 rebounds in the win over North Florida
- Auburn's 97 points in their win over Gardner-Webb tied the most scored by the Tigers under Terri Williams-Flournoy
- The Gardner-Webb win was Auburn's eighth 90-point game in the Williams-Flournoy era; the UNF win was the 9th
- The Tigers held USC Upstate to 41 points in the opener, the lowest for an opponent since Feb. 17, 2019 vs. Alabama (77-38)
- Auburn's 41-point margin of victory over USC Upstate was its largest since a 56-point win at Elon (96-44) on Dec. 22, 2018; it tied for the fifth-largest winning margin at Auburn Arena

**Moving On Up (Auburn Career Milestone Watch) . . .**

- **Unique Thompson** has 54 career double-doubles, is Auburn's all-time leader and SEC and NCAA active career leader
- **Unique Thompson** needs 3 double-doubles to tie for 10th in SEC history (Alaina Coates, Chamique Holdsclaw, Armintie Price, 57)
- **Unique Thompson** is 2nd in career rebounds with 1,091; needs 28 for the all-time record (Becky Jackson, 1,118)
- **Unique Thompson** is 1st in career rebounding average at 10.6; Marianne Merritt (1975-79) is 2nd at 10.0
- **Unique Thompson** is 14th in career scoring with 1,426 points; needs 49 to tie for 13th (Le'Co'e Willingham, 1,475)
- **Unique Thompson** is tied for 9th in career free throws made with 305 (Marianne Merritt), needs 2 to tie for 8th (Vickie Orr, 307)
- **Auburn** needs 2 home wins for 100 all-time at Auburn Arena

**INDIVIDUAL CATEGORY LEADERS**

| Auburn                      | Georgia               |
|-----------------------------|-----------------------|
| Unique Thompson - 17.1      | Jenna Staiti - 14.3   |
| Unique Thompson - 13.5      | Jenna Staiti - 7.6    |
| Honesty Scott-Grayson - 1.9 | Que Morrison - 3.4    |
| Unique Thompson - 2.5       | Que Morrison - 2.2    |
| Jala Jordan - 0.7           | Jenna Staiti - 3.0    |
| Unique Thompson - 31.2      | Que Morrison - 28.3   |
| Unique Thompson - .532      | Jenna Staiti - .514   |
| Alaina Rice - .320          | Gabby Connally - .400 |
| Unique Thompson - .814      | Que Morrison - .907   |

**OPENING TIP**

» The Auburn Tigers travel to Athens, Ga., Thursday to face No. 24/25 Georgia. Game time is 6 p.m. CT at Stegeman Coliseum.

» Auburn is 5-13 overall, 0-10 in SEC play. The Tigers fell at home to Missouri 85-75 Sunday.

» Georgia is 14-4 overall, 6-4 in SEC play. The Lady Bulldogs beat Alabama in overtime 83-76 last Thursday.

**LAST TIME OUT**

» Sophomore Honesty Scott-Grayson scored a career-high 30 points, but Missouri's sharpshooters were too much for Auburn in an 85-75 loss Sunday afternoon at Auburn Arena.

» Auburn put up its highest point total and best shooting percentage in an SEC game this season, but Missouri was even better, knocking down shots from both outside the arc and in the paint to hold off Auburn in the second half.

» Scott-Grayson's 30-point effort was the top scoring performance by an Auburn player this season and the most since Unique Thompson had 31 at TCU last season. It was Auburn's best scoring effort in an SEC game since 32 points by Katie Frerking at Texas A&M in 2017, and the most points by an Auburn player in a home game since Brandy Montgomery scored 30 against Alabama on March 1, 2015.

» Thompson shook off a slow start to pick up her 12th double-double of the year and 54th of her career with 14 points and 13 rebounds. She led Auburn with three assists, and she and Scott-Grayson also had two steals apiece.

» Auburn shot 47 percent from the field (27-57), their best in SEC play and second-best overall this season, and were also 16-of-21 (76.2%) at the free-throw line. But Mizzou was 34-of-61 from the floor (55.7%), the best by an Auburn opponent this year. Missouri also out-rebounded Auburn 35-27 and won the battle in the paint 48-36.

**UP NEXT**

» Auburn hosts rival Alabama at 5 p.m. CT Sunday at Auburn Arena. It's the annual Pink Game for the Tigers; fans are encouraged to wear pink.

**AN AUBURN WIN WOULD...**

» Be Auburn's first in Athens since 2015.

**AUBURN-GEORGIA SERIES**

» Auburn is 19-31 all-time against Georgia, and UGA owns a 19-5 advantage in Athens. The Tigers' last win in Athens came in a 44-26 rock fight in 2015.

**LAST MEETING: Jan. 3, 2021, in Auburn Georgia 76, Auburn 44**

» Georgia's size and depth were too much to overcome for the Auburn women's basketball team as the Tigers fell 76-44 to the Lady Bulldogs at Auburn Arena.

» The Tigers, without leading scorer and rebounder Unique Thompson for the second straight game, were unable to get much going on offense and turned the ball over a season-high 27 times. Georgia converted those turnovers into 26 points and had seven players score at least eight points in the game.

» Junior Keya Patton was Auburn's only player in double figures with 12 points, going 6-of-7 at the free-throw line. Jala Jordan added nine points. Romi

Levy added a career-best six steals, the most by an Auburn player this season. Alaina Rice and Honesty Scott-Grayson were the Tigers' top rebounders with four apiece.

» Auburn shot 30.8 percent from the field (16-52) and hit just one 3-pointer on 11 tries. Georgia shot 50 percent on the day (31-62) and out-rebounded the Tigers 43-27.

**SCOUTING GEORGIA**

» Georgia is 14-4 overall, 6-4 in SEC play. The Lady Bulldogs are ranked 24th in the Associated Press poll and 25th in the USA Today Coaches' Poll. They are 21st in the NCAA NET rankings.

» The Lady Bulldogs average 72.2 points/game and are one of the SEC's top defensive teams, allowing just 59.3 points/game. They are the league's top free-throw shooting team (76.1%) and the second-best shot-blocking team in the SEC (6.1/game).

» Jenna Staiti is the SEC's top shot-blocker (3.0/game) and UGA's leading scorer (14.3 ppg).

**SCOUTING AUBURN**

» Senior forward Unique Thompson leads the SEC and the nation with 13.5 rebounds per game this year and leads Auburn with 17.1 points/game. She has 12 double-doubles on the season, which ties for the lead in the SEC and is fourth nationally. Thompson pulled down her 1,000th career rebound against Belmont on Dec. 20 and is one of two active players nationally with over 1,000 career rebounds.

» Thompson was unavailable the first three games of SEC play with medical issues, but made her return at Florida Jan. 17 and has recorded double-doubles in five of seven games since, including 18 points, 19 rebounds at Arkansas.

» Redshirt sophomore Honesty Scott-Grayson, a Baylor transfer who sat out 2019-20, has started all 18 games, averaging 13.8 points/game. She had a career-high 30 points against Missouri and has topped the 20-point mark three times. In SEC play, Scott-Grayson leads the Tigers with 16.5 points, 2.2 steals and 2.0 assists per game and is tied for second on the team with 5.0 rebounds/game.

» Freshman Romi Levy and sophomore Alaina Rice have worked their way into the starting lineup, along with junior Keya Patton. Levy averages 6.2 points and 4.2 rebounds; 6.6 points and 5.0 rebounds in SEC play. She had 12 rebounds at Arkansas. Rice averages 6.0 points and 2.7 rebounds in SEC play, and Patton has averaged 6.9 points in league games.

**ALL THE NEW FACES**

» Of the 15 players on the roster, 10 of them wore an Auburn uniform for the first time in game action vs. USC Upstate. All 10 newcomers saw the floor in the Tigers' 82-41 win on Nov. 25 and again vs. Gardner-Webb on Dec. 1.

» Auburn added three junior college transfers during the offseason, including two NJCAA All-Americans:

» Kira Lowery came to Auburn from Dyersburg State CC (Tenn.) where she ranked third in the nation in scoring (23.3 ppg) and second in steals (4.0/game) and was an NJCAA All-American in 2020. Lowery has started eight games at PG.

» Keya Patton was a two-time All-American at Wabash Valley College (Ill.), where she scored over 1,000 points in two seasons and averaged 20.8 points, 6.8 rebounds and 6.4 steals a

**SEC STANDINGS & SCHEDULE**

|                         | <i>(thru games of Feb. 8)</i> |    |       |           |    |      |
|-------------------------|-------------------------------|----|-------|-----------|----|------|
|                         | SEC Games                     |    |       | All Games |    |      |
|                         | W                             | L  | Pct.  | W         | L  | Pct. |
| South Carolina          | 10                            | 0  | 1.000 | 15        | 2  | .882 |
| Texas A&M               | 9                             | 1  | .900  | 18        | 1  | .947 |
| Tennessee               | 6                             | 1  | .857  | 12        | 3  | .800 |
| Georgia                 | 6                             | 4  | .600  | 14        | 4  | .778 |
| Kentucky                | 6                             | 4  | .600  | 13        | 5  | .722 |
| LSU                     | 6                             | 4  | .600  | 8         | 8  | .500 |
| Alabama                 | 5                             | 5  | .500  | 12        | 6  | .667 |
| Mississippi St.         | 3                             | 4  | .429  | 8         | 5  | .615 |
| Arkansas                | 4                             | 6  | .400  | 14        | 7  | .667 |
| Missouri                | 3                             | 6  | .333  | 7         | 7  | .500 |
| Florida                 | 2                             | 7  | .222  | 9         | 8  | .529 |
| Ole Miss                | 2                             | 7  | .222  | 8         | 7  | .538 |
| AUBURN                  | 0                             | 10 | .000  | 5         | 13 | .278 |
| <sup>^</sup> Vanderbilt | 0                             | 3  | .000  | 4         | 4  | .500 |

**Sunday, Feb. 7**

Missouri 85, Auburn 75

Texas A&M 69, Arkansas 67

**Monday, Feb. 8**

Connecticut 63, South Carolina 59 (OT)

**Thursday, Feb. 11**

\*6:00 - Ole Miss at Alabama (+)

\*6:00 - Auburn at Georgia (+)

\*6:00 - Florida at LSU (+)

\*6:00 - Tennessee at Kentucky (+)

\*6:00 - Missouri at South Carolina (SEC Network)

\*8:00 - Mississippi State at Arkansas (SEC Network)

**Sunday, Feb. 14**

\*11:00 - LSU at South Carolina (SEC Network)

\*1:00 - Georgia at Missouri (SEC Network)

\*2:00 - Tennessee at Texas A&M (ESPN)



\*3:00 - Mississippi State at Ole Miss (SEC Network)

\*5:00 - Alabama at Auburn (SEC Network)

**Monday, Feb. 15**

\*6:00 - Kentucky at Florida (SEC Network)

**Inside the Numbers**

| CATEGORY          |  |  |
|-------------------|---|---|
|                   | AUBURN  | GEORGIA   |
| Points Per Game   | 65.5  | 72.2  |
| Scoring Margin    | -4.3  | +12.9   |
| Field Goal %      | 38.1%   | 44.6%   |
| Opp. Field Goal % | 44.1%   | 37.1%   |
| 3 pt Field Goal % | 26.6%   | 31.4%   |
| Opp. 3FG %        | 34.9%   | 25.8%   |
| Rebounds          | 38.6  | 39.9  |
| Opp. Rebounds     | 37.0  | 35.3  |
| Rebound Margin    | +1.6  | +4.6  |
| Turnovers         | 16.3  | 17.8  |
| Opp. Turnovers    | 18.1  | 19.5  |
| Steals            | 10.7  | 9.5   |
| Opp. Steals       | 9.2   | 8.1   |
| Blocks            | 2.2   | 6.1   |
| Opp. Blocks       | 2.2   | 2.9   |

**Associated Press Top 25**

(Week 11: Feb. 8)

| Rk  | Team                       | Record      | Prev      |
|-----|----------------------------|-------------|-----------|
| 1   | <b>South Carolina (29)</b> | <b>15-1</b> | <b>2</b>  |
| 2   | Connecticut                | 13-1        | 3         |
| 3   | Louisville                 | 18-1        | 1         |
| 4   | NC State (1)               | 12-2        | 4         |
| 5   | Stanford                   | 17-2        | 5         |
| 6   | <b>Texas A&amp;M</b>       | <b>18-1</b> | <b>7</b>  |
| 7   | Baylor                     | 14-2        | 8         |
| 8   | UCLA                       | 11-3        | 5         |
| 9   | Maryland                   | 13-2        | 10        |
| 10  | Arizona                    | 11-2        | 9         |
| 11  | Oregon                     | 12-3        | 12        |
| 12t | Michigan                   | 10-1        | 13        |
| 12t | Ohio State                 | 12-2        | 11        |
| 14  | South Florida              | 10-1        | 14        |
| 15  | Indiana                    | 11-4        | 17        |
| 16  | <b>Tennessee</b>           | <b>12-3</b> | <b>18</b> |
| 17  | Gonzaga                    | 16-2        | 17        |
| 18  | <b>Arkansas</b>            | <b>14-7</b> | <b>16</b> |
| 19  | West Virginia              | 15-2        | 19        |
| 20  | <b>Kentucky</b>            | <b>13-5</b> | <b>15</b> |
| 21  | Northwestern               | 11-3        | 22        |
| 22  | DePaul                     | 10-4        | 20        |
| 23  | South Dakota State         | 15-2        | 23        |
| 24  | <b>Georgia</b>             | <b>14-4</b> | <b>25</b> |
| 25  | Missouri State             | 11-2        | NR        |

**Also receiving votes:** Mississippi State, Syracuse, Oklahoma State, Georgia Tech, **Stephen F. Austin**, Rice, Iowa State, Virginia Tech

**USA TODAY Coaches' Top 25**

(Week 11: Feb. 9)

| Rk | Team                      | Record      | Prev      |
|----|---------------------------|-------------|-----------|
| 1  | Connecticut (17)          | 14-1        | 5         |
| 2  | Louisville (11)           | 18-1        | 3         |
| 3  | <b>South Carolina (2)</b> | <b>15-2</b> | <b>1</b>  |
| 4  | Stanford                  | 17-2        | 6         |
| 5  | <b>Texas A&amp;M (2)</b>  | <b>18-1</b> | <b>7</b>  |
| 6  | NC State                  | 12-2        | 2         |
| 7  | UCLA                      | 11-3        | 4         |
| 8  | Arizona                   | 12-2        | 9         |
| 9  | Baylor                    | 14-2        | 8         |
| 10 | Maryland                  | 13-2        | 10        |
| 11 | Ohio State                | 12-2        | 13        |
| 12 | Michigan                  | 10-1        | 12        |
| 13 | Oregon                    | 12-4        | 11        |
| 14 | Indiana                   | 11-4        | 17        |
| 15 | South Florida             | 10-1        | 16        |
| 16 | Gonzaga                   | 16-2        | 18        |
| 17 | <b>Arkansas</b>           | <b>14-7</b> | <b>15</b> |
| 18 | <b>Kentucky</b>           | <b>13-5</b> | <b>14</b> |
| 19 | <b>Tennessee</b>          | <b>12-3</b> | <b>19</b> |
| 20 | Northwestern              | 11-3        | 20        |
| 21 | West Virginia             | 15-2        | 24        |
| 22 | DePaul                    | 10-4        | 21        |
| 23 | Missouri State            | 11-2        | 23        |
| 24 | <b>Mississippi State</b>  | <b>8-5</b>  | <b>22</b> |
| 25 | <b>Georgia</b>            | <b>14-4</b> | <b>25</b> |

**Also receiving votes:** South Dakota State, Florida Gulf Coast, Michigan State, Texas, Oklahoma State, Dayton, Syracuse, Southern Cal, Georgia Tech, Rice, Iowa.

sophomore. She scored a season-best 14 points vs. Gardner-Webb (12/1) and made her first Auburn start vs. Georgia (1/3).

» Alycia Reese joins the Tigers from just down the road at Chattahoochee Valley CC in Phenix City, where she led the team with 12.8 points/game last season. Reese scored 10 points and hit Auburn's only two 3-pointers at Houston (12/5).

» Sophomore Alaina Rice joined the Tigers in June after transferring from Florida A&M. Rice was MEAC Rookie of the Year in 2020 at FAMU where she averaged 10.3 points and 4.7 rebounds. Rice led Auburn with 5 assists in the season-opener and scored 9 points at Alabama.

» The Tigers signed two freshmen during the offseason: Romi Levy (6-2, F, Herzliya, Israel) and Aicha Coulibaly (6-0, F/G, Mali). Two others joined Auburn as walk-ons: Riley Donahue (5-10, G, Atlanta, Ga.) and Carsen McFadden (5-7, G, Fairview, Texas). Coulibaly started the first four games and is playing 17.1 minutes/game. McFadden played significant minutes in the win over South Alabama, sharing the team lead with three assists, and she played in her first road game at Florida.

**HONESTY IS OUR POLICY**

» Through 10 games of SEC play, redshirt sophomore Honesty Scott-Grayson is leading Auburn in scoring (16.5 ppg), steals (2.2/gm) and assists (2.0/gm) and is tied for second on the team in rebounds (5.0/gm).

» She has topped the 20-point mark three times: 30 vs. Missouri (2/7), 23 at Ole Miss (1/7) and 21 vs. Texas A&M (1/28).

» Her 30-point effort against Missouri was a career-high and the Tigers' first 30-point game since Unique Thompson scored 31 at TCU in the 2019-20 season. It was the seventh 30-point game of the Coach Flo era:

| Date     | Player                | Opponent          | Points |
|----------|-----------------------|-------------------|--------|
| 2/7/21   | Honesty Scott-Grayson | Missouri          | 30     |
| 12/5/19  | Unique Thompson       | at TCU            | 31     |
| 2/5/17   | Katie Frerking        | at Texas A&M      | 32     |
| 12/14/16 | Katie Frerking        | at Louisiana Tech | 30     |
| 3/1/15   | Brandy Montgomery     | Alabama           | 30     |
| 11/17/14 | Tra' Cee Tanner       | Grambling         | 31     |
| 3/3/13   | Blanche Alverson      | Mississippi State | 32     |

**UNIQUE LEADS THE WAY**

» Through games of Feb. 8, Unique Thompson leads the nation in rebounds per game (13.5), leads the nation in offensive rebounds per game (5.7), and is fourth nationally in double-doubles (12). She leads the SEC in both rebounding categories and is tied for the lead in double-doubles; she missed the Tigers' first three games of SEC play and the next two were postponed.

» In addition to being the SEC and national active career leader in double-doubles, Unique Thompson is the SEC active leader in career rebounds (1,091), second among SEC players in career steals (174) and is fourth among active SEC players in career scoring (1,426).

» Last season, Thompson was second in the SEC and 10th nationally in rebounding (11.4/game), led the SEC and was 8th nationally in offensive rebounds (4.4/game), and was third in the SEC and 15th nationally in field goal percentage (58.2%).

**SEEING DOUBLE**

» With 12 double-doubles so far this season, Unique Thompson has 54 career double-doubles,

the all-time Auburn career record. She surpassed Auburn great DeWanna Bonner's record with her 41st double-double at Missouri on Feb. 27, 2020.

» Unique needs 3 more double-doubles this season to enter the SEC's all-time top 10.

» In 2019-20, Thompson had 22 double-doubles to lead the SEC and finish second overall nationally. She is the nation's leading returner in double-doubles.

» Thompson has averaged a double-double for two straight seasons and for her career, the first Auburn player to accomplish that feat.

» Thompson is first among active SEC players in career double-doubles (as of Feb. 8):

| Player (School)                 | 20-21     | Career    |
|---------------------------------|-----------|-----------|
| <b>Unique Thompson (Auburn)</b> | <b>12</b> | <b>54</b> |
| N'dea Jones (Texas A&M)         | 12        | 38        |
| Rennia Davis (Tennessee)        | 6         | 35        |
| Ciera Johnson (Texas A&M)       | 3         | 21        |
| Aliyah Boston (South Carolina)  | 7         | 20        |
| Shakira Austin (Ole Miss)       | 5         | 20        |
| Jasmine Walker (Alabama)        | 10        | 20        |

**20-20 VISION**

» With 26 points and 23 rebounds at Houston (12/5), Thompson was the first Auburn player to record a 20-20 game since Lauretta Freeman had 30 points and 21 rebounds at Alabama on Feb. 17, 1993. Her 23 rebounds tied for the third-most in Auburn history.

» Thompson reprised the feat two weeks later with a 20-point, 23-rebound effort against Belmont at home.

» Auburn women's basketball has now had seven 20-20 games in its history; Freeman was responsible for three of them, including two in back-to-back games in 1993:

| Date            | Player                 | Opponent          | Stats                |
|-----------------|------------------------|-------------------|----------------------|
| <b>12/20/20</b> | <b>Unique Thompson</b> | <b>Belmont</b>    | <b>20 pts/23 reb</b> |
| <b>12/5/20</b>  | <b>Unique Thompson</b> | <b>at Houston</b> | <b>26 pts/23 reb</b> |
| 2/17/93         | Lauretta Freeman       | Alabama           | 30 pts/21 reb        |
| 2/14/93         | Lauretta Freeman       | at Florida        | 24 pts/20 reb        |
| 11/29/91        | Lauretta Freeman       | Wisconsin         | 20 pts/20 reb        |
| 11/26/89        | Linda Godby            | Oregon            | 25 pts/21 reb        |
| 2/28/88         | Sharon Stewart         | at Vanderbilt     | 28 pts/23 reb        |

**HITTING THE ROAD = HITTING THE BOARDS**

» In her four seasons, Unique Thompson has put up 13 performances with at least 15 rebounds (four this season). Ten of those 13 have come away from Auburn Arena.

| Rebs      | Opponent (Location)                  | Date            |
|-----------|--------------------------------------|-----------------|
| <b>23</b> | <b>at Houston</b>                    | <b>12/5/20</b>  |
| <b>23</b> | <b>vs. Belmont</b>                   | <b>12/20/20</b> |
| <b>19</b> | <b>at Arkansas</b>                   | <b>1/31/21</b>  |
| 19        | at UAB                               | 11/21/19        |
| 19        | at New Mexico                        | 11/11/18        |
| 19        | vs. BYU (at Stanford)                | 3/23/19         |
| <b>18</b> | <b>vs. North Florida</b>             | <b>12/17/20</b> |
| 18        | vs. North Carolina (at Myrtle Beach) | 12/20/18        |
| 17        | vs. Oklahoma                         | 12/2/18         |
| 16        | at Virginia Tech                     | 11/13/17        |
| 15        | at TCU                               | 12/7/19         |
| 15        | at Kentucky                          | 1/27/20         |
| 15        | vs. Arkansas (at Greenville)         | 3/5/20          |

**AUBURN HONOR ROLL**

» Unique Thompson was a consensus All-SEC First Team selection by the league's coaches and media.

» Thompson was also one of 20 players nationwide named to the Katrina McClain Award

watch list, then she earned a spot on the McClain Award Top 10 released on Feb. 4. She was also named to the John R. Wooden Award Preseason Top 30 and Midseason Top 25, and she was named the 20th-best player in the country by ESPN in preseason rankings.

» Thompson is one of 30 players nominated for the Senior CLASS Award.

#### STARTING ON DAY ONE

» Three players making their Auburn debuts were in the starting lineup for the season opener vs. USC Upstate on Nov. 25: true freshman Aicha Coulibaly, redshirt sophomore Honesty Scott-Grayson and junior Kira Lowery.

» Coulibaly became the eighth Auburn freshman since 2005 to earn a start in her collegiate debut. She was the fourth true freshman under Terri Williams-Flournoy to be in the starting lineup on night one.

| Year | Freshman Starter | Opponent     | Stats         |
|------|------------------|--------------|---------------|
| 2020 | Aicha Coulibaly  | USC Upstate  | 4 pts, 6 reb  |
| 2019 | Annie Hughes     | Wofford      | 10 pts, 4 ast |
| 2017 | Unique Thompson  | @Va. Tech    | 9 pts, 16 reb |
| 2013 | Katie Frerking   | Ga. Southern | 8 pts, 3 reb  |
| 2011 | Hasina Muhammad  | @Mercer      | 12 pts, 2 reb |
| 2008 | Morgan Jennings  | @Ala. A&M    | 4 pts, 4 reb  |
| 2005 | Sherell Hobbs    | UT Pan-Am.   | 6 pts, 5 reb  |
| 2005 | DeWanna Bonner   | UT Pan-Am.   | 19 pts, 4 reb |

#### ON THIS DATE

» Auburn is 5-7 all-time on Feb. 11. The Tigers' last game on this date was a 65-60 win at Ole Miss in 2016.

#### TIGERS IN THE PROS

» DeWanna Bonner completed her 11th season in the WNBA in 2020, her first with the Connecticut Sun. It was one of her best in her pro career as she led the Sun to the WNBA semifinals while averaging 19.7 points and a career-best 7.8 rebounds per game. She was an all-WNBA second-team selection for the second time in her career. Bonner has gained North Macedonian citizenship and is competing with North Macedonia's national team in EuroBasket qualifying. She is currently playing for Elitzur Ramla in Israel.

» Daisa Alexander, who graduated in 2020, is playing for Etzella Ettelbruck in Luxembourg. This is her first year as a professional.

#### WORKING OVERTIME

» Auburn is 22-21 all-time in overtime games. The Tigers are 6-5 in the Coach Flo era when games have gone to an extra period.

#### OVERTIME GAMES UNDER COACH FLO

| Date     | Opponent        | Location           | Result  |
|----------|-----------------|--------------------|---------|
| 2/20/20  | Mississippi St. | Auburn             | L 85-92 |
| 11/30/19 | Dayton          | Esteros, Fla.      | W 76-74 |
| 2/3/19   | Georgia         | Auburn             | W 59-58 |
| 12/20/18 | North Carolina  | Myrtle Beach, S.C. | W 86-81 |
| 2/20/17  | Alabama         | Auburn             | L 61-63 |
| 12/18/16 | Virginia Tech   | Auburn             | L 87-92 |
| 1/24/16  | Arkansas        | Auburn             | W 71-60 |
| 12/13/15 | Marquette       | Milwaukee, Wis.    | L 69-70 |
| 11/28/15 | Minnesota       | Guaynabo, P.R.     | W 81-79 |
| 3/2/14   | Ole Miss        | Oxford, Miss.      | L 71-73 |
| 2/27/14  | Alabama         | Auburn (2OT)       | W 70-65 |

#### THIS, THAT AND THE OTHER

» Auburn has utilized seven different starting

lineups in 2020-21. Of the 13 scholarship players on Auburn's roster, 11 have started at least one game this year.

» Eight players - Aicha Coulibaly, Jala Jordan, Romi Levy, Kira Lowery, Keya Patton, Morgan Robinson-Nwagwu, Honesty Scott-Grayson and Sania Wells - have made their first Division I starts this season.

» Auburn's 97 points in the win over Gardner-Webb (12/1) tied for the highest-scoring output of the Terri Williams-Flournoy era. It was the eighth 90-point game for Auburn under Coach Flo. Auburn got its 9th 90-point game of the Coach Flo era with 94 points against North Florida.

» Auburn's last five women's basketball games played the same day as an Iron Bowl have been decided by a combined nine points - two-point wins over Samford (2020), Dayton (2019) and Minnesota (2015) along with a one-point loss to Northwestern (2017) and a two-point loss at Winthrop (2014).

#### Auburn in the SEC & NCAA Stats

(Thru games of 2/8/21)

| Category             | Value | SEC  | NCAA  |
|----------------------|-------|------|-------|
| Scoring Offense      | 65.5  | 13th | 165th |
| Scoring Defense      | 69.8  | 12th | 245th |
| Scoring Margin       | -4.3  | 14th | 224th |
| Free Throw Pct.      | .722  | 5th  | 107th |
| Field Goal Pct.      | .381  | 14th | 250th |
| Field Goal Pct. Def. | .441  | 12th | 304th |
| 3-pt FG Pct.         | .266  | 13th | 279th |
| 3-pt FG Pct. Def.    | .349  | 12th | 303rd |
| Rebounds             | 38.6  | 10th | 121st |
| Rebound Margin       | +1.6  | 9th  | 129th |
| Assists              | 11.6  | 11th | 237th |
| Assist/Turnover      | 0.7   | 12th | 218th |
| Blocks               | 2.2   | 13th | 265th |
| Turnover Margin      | +1.8  | 6th  | 95th  |
| Turnovers Forced     | 18.1  | 4th  | 73rd  |
| Steals               | 10.7  | 1st  | 27th  |

#### INDIVIDUALS (All Games)

##### Scoring

|                       |      |      |      |
|-----------------------|------|------|------|
| Unique Thompson       | 17.1 | 6th  | 93rd |
| Honesty Scott-Grayson | 13.8 | 23rd | --   |

##### Rebounding

|                 |      |     |     |
|-----------------|------|-----|-----|
| Unique Thompson | 13.5 | 1st | 1st |
|-----------------|------|-----|-----|

##### Field Goal Pct.

|                 |      |     |      |
|-----------------|------|-----|------|
| Unique Thompson | .532 | 4th | 37th |
|-----------------|------|-----|------|

##### Free Throw Pct.

|                       |      |      |       |
|-----------------------|------|------|-------|
| Unique Thompson       | .814 | 3rd  | 112th |
| Honesty Scott-Grayson | .746 | 12th | --    |

##### Steals

|                       |     |      |      |
|-----------------------|-----|------|------|
| Unique Thompson       | 2.5 | 5th  | 57th |
| Honesty Scott-Grayson | 2.2 | 6th  | 98th |
| Romi Levy             | 1.6 | 15th | --   |

##### Offensive Rebounds

|                 |     |     |     |
|-----------------|-----|-----|-----|
| Unique Thompson | 5.7 | 1st | 1st |
|-----------------|-----|-----|-----|

##### Defensive Rebounds

|                 |     |     |      |
|-----------------|-----|-----|------|
| Unique Thompson | 7.9 | 2nd | 20th |
|-----------------|-----|-----|------|

##### Double-Doubles

|                 |    |     |     |
|-----------------|----|-----|-----|
| Unique Thompson | 12 | 1st | 4th |
|-----------------|----|-----|-----|



## Career Record Updates

## Auburn Career Scoring

| No.        | Player                 | Years               | Points       |
|------------|------------------------|---------------------|--------------|
| 1.         | DeWanna Bonner         | 2005-09             | 2,162        |
| 2.         | Becky Jackson          | 1980-84             | 2,068        |
| 3.         | Vickie Orr             | 1985-89             | 2,035        |
| 4.         | Marianne Merritt       | 1975-79             | 1,979        |
| 5.         | Carolyn Jones          | 1988-91             | 1,831        |
| 6.         | Natasha Brackett       | 2001-05             | 1,716        |
| 7.         | Janiah McKay           | 2015-19             | 1,647        |
| 8.         | Brandy Montgomery      | 2013-17             | 1,644        |
| 9.         | Mae Ola Bolton         | 1984-88             | 1,616        |
| 10.        | Alli Smalley           | 2007-11             | 1,601        |
| 11.        | Angie Hannah           | 1978-82             | 1,583        |
| 12.        | Tyrese Tanner          | 2010-14             | 1,515        |
| 13.        | Le'Coe Willingham      | 1999-03             | 1,475        |
| <b>14.</b> | <b>Unique Thompson</b> | <b>2017-present</b> | <b>1,426</b> |
| 15.        | Lori Monroe            | 1979-83             | 1,415        |
| 16.        | Tasha Hamilton         | 1997-01             | 1,402        |
| 17.        | Sherell Hobbs          | 2005-09             | 1,372        |
| 18.        | Linda Godby            | 1986-90             | 1,365        |
| 19.        | Tra'Cee Tanner         | 2012-16             | 1,327        |
| 20.        | Debra Larkin           | 1981-85             | 1,310        |
| 21.        | C.C. Hayden            | 1989-92             | 1,306        |
| 22.        | Katie Frerking         | 2013-17             | 1,271        |
| 23.        | Conswella Sparrow      | 1997-00             | 1,249        |
| 24.        | Blanche Alverson       | 2009-13             | 1,244        |
| 25.        | Brenda Hill            | 1981-85             | 1,222        |
| 26.        | Daisa Alexander        | 2016-20             | 1,215        |
| 27.        | Monique Morehouse      | 1992-96             | 1,191        |
| 28.        | Lauretta Freeman       | 1989-93             | 1,188        |
| 29.        | Hasina Muhammad        | 2001-15             | 1,184        |
|            | Sharon Stewart         | 1984-88             | 1,184        |

## Auburn Career Double-Doubles

| No.       | Player                 | Years               | D-Ds      |
|-----------|------------------------|---------------------|-----------|
| <b>1.</b> | <b>Unique Thompson</b> | <b>2017-present</b> | <b>54</b> |
| 2.        | DeWanna Bonner         | 2005-09             | 40        |
| 3.        | Lauretta Freeman       | 1989-93             | 38        |
| 4.        | C.C. Hayden            | 1989-92             | 30        |
| 5.        | Le'Coe Willingham      | 1999-04             | 29        |
| 6.        | Vickie Orr             | 1985-89             | 27        |
| 7.        | Monique Morehouse      | 1992-96             | 24        |
| 8.        | Becky Jackson          | 1980-84             | 19        |
| 9.        | Conswella Sparrow      | 1997-00             | 15        |
| 10.       | Tra'Cee Tanner         | 2012-16             | 14        |
| 11.       | Tasha Hamilton         | 1997-01             | 13        |
|           | Sharon Stewart         | 1984-88             | 13        |
| 13.       | Daniellette Coleman    | 1992-94             | 12        |
|           | Marita Payne           | 2002-06             | 12        |
| 15.       | Whitney Boddie         | 2005-09             | 11        |
|           | KeKe Carrier           | 2005-10             | 11        |
| 17.       | Tia Miller             | 2001-04             | 8         |
|           | Tara Williams          | 1995-97             | 8         |
| 19.       | Katie Frerking         | 2013-17             | 7         |
|           | Linda Godby            | 1986-90             | 7         |
|           | Laticia Morris         | 1995-97             | 7         |
|           | Mandisa Stevenson      | 2002-04             | 7         |
|           | Tyrese Tanner          | 2010-14             | 7         |
| 24.       | Justine Agbatan        | 1995-98             | 6         |
|           | Brenda Hill            | 1982-83             | 6         |
|           | Kendall Mago           | 1988-92             | 6         |
|           | Samantha Williams      | 1991-96             | 6         |
| 28.       | Ruthie Bolton          | 1985-89             | 5         |
|           | Jordan Greenleaf       | 2006-11             | 5         |

## SEC Career Double-Doubles

| No. | Player                         | Years             | D-Ds      |
|-----|--------------------------------|-------------------|-----------|
| 1.  | Sylvia Fowles, LSU             | 2004-08           | 86        |
| 2.  | Janet Harris, Georgia          | 1982-85           | 78        |
| 3.  | Teaira McCowan, Miss. State    | 2016-19           | 70        |
| 4.  | Julie Gross, LSU               | 1978-80           | 68        |
| 5.  | Valerie Still, Kentucky        | 1980-83           | 67        |
| 6.  | Murriel Page, Florida          | 1995-98           | 65        |
| 7.  | Quientella Bonner, Florida     | 1976-81           | 58        |
| 8.  | Alaina Coats, South Carolina   | 2013-17           | 57        |
|     | Armintie Price, Ole Miss       | 2003-07           | 57        |
|     | Charnique Holdscraw, Tenn.     | 1996-99           | 57        |
| 11. | Katrina McClain, Georgia       | 1984-87           | 56        |
| --  | <b>Unique Thompson, Auburn</b> | <b>2017-pres.</b> | <b>54</b> |

## Auburn Career Free Throws Made

| No.       | Player                 | Years             | FT         |
|-----------|------------------------|-------------------|------------|
| 1.        | DeWanna Bonner         | 2005-09           | 600        |
| 2.        | Janiah McKay           | 2015-19           | 443        |
| 3.        | Carolyn Jones          | 1988-91           | 438        |
| 4.        | Tyrese Tanner          | 2010-14           | 376        |
| 5.        | Conswella Sparrow      | 1997-00           | 346        |
|           | Le'Coe Willingham      | 1999-04           | 346        |
| 7.        | Becky Jackson          | 1980-84           | 340        |
| 8.        | Vickie Orr             | 1985-89           | 307        |
| <b>9.</b> | <b>Unique Thompson</b> | <b>2017-pres.</b> | <b>305</b> |
|           | Marianne Merritt       | 1975-79           | 305        |

## Auburn Career Rebounding

| No.       | Player                 | Years               | Rebounds     |
|-----------|------------------------|---------------------|--------------|
| 1.        | Becky Jackson          | 1980-84             | 1,118        |
| <b>2.</b> | <b>Unique Thompson</b> | <b>2017-present</b> | <b>1,091</b> |
| 3.        | DeWanna Bonner         | 2005-09             | 1,047        |
| 4.        | Lori Monroe            | 1979-83             | 1,015        |
| 5.        | Vickie Orr             | 1985-89             | 1,006        |
| 6.        | Lauretta Freeman       | 1989-93             | 976          |
| 7.        | Marianne Merritt       | 1975-79             | 972          |
| 8.        | Le'Coe Willingham      | 1999-03             | 927          |
| 9.        | Monique Morehouse      | 1992-96             | 792          |
| 10.       | Jordan Greenleaf       | 2006-11             | 761          |
|           | Charlene Thomas        | 1984-87             | 761          |
| 12.       | Tra'Cee Tanner         | 2012-16             | 758          |
| 13.       | Sharon Stewart         | 1984-88             | 757          |
| 14.       | C.C. Hayden            | 1989-92             | 749          |
|           | Kendall Mago           | 1988-92             | 749          |
| 16.       | Tasha Hamilton         | 1997-01             | 663          |
|           | Mae Ola Bolton         | 1984-88             | 653          |
| 18.       | Marita Payne           | 2002-06             | 630          |
| 19.       | Katie Frerking         | 2013-17             | 627          |
| 20.       | Sherell Hobbs          | 2005-09             | 612          |
| 21.       | Brenda Hill            | 1982-85             | 604          |
| 22.       | Blanche Alverson       | 2009-13             | 602          |
| 23.       | KeKe Carrier           | 2005-10             | 600          |
| 24.       | Angie Hannah           | 1978-82             | 588          |
|           | Linda Godby            | 1986-90             | 580          |
| 26.       | Tyrese Tanner          | 2010-14             | 572          |
|           | Conswella Sparrow      | 1997-00             | 572          |
| 28.       | Diann McNeil           | 1984-88             | 498          |
| 29.       | Samantha Williams      | 1991-96             | 495          |
|           | Hasina Muhammad        | 2011-15             | 494          |

## Auburn Career Field Goals Made

| No. | Player                 | Years             | FG         |
|-----|------------------------|-------------------|------------|
| 1.  | Becky Jackson          | 1980-84           | 864        |
|     | Vickie Orr             | 1985-89           | 864        |
| 3.  | Marianne Merritt       | 1975-79           | 837        |
| 4.  | DeWanna Bonner         | 2005-09           | 744        |
| 5.  | Angie Hannah           | 1979-82           | 735        |
| 6.  | Mae Ola Bolton         | 1984-88           | 697        |
| 7.  | Carolyn Jones          | 1988-91           | 645        |
| 8.  | Natasha Brackett       | 2001-05           | 641        |
| 9.  | Brandy Montgomery      | 2013-17           | 627        |
| 10. | Alli Smalley           | 2007-11           | 599        |
| --  | <b>Unique Thompson</b> | <b>2017-pres.</b> | <b>560</b> |

## Auburn Career Field Goal Percentage

| No.       | Player                 | Years             | FG%                    |
|-----------|------------------------|-------------------|------------------------|
| 1.        | Becky Jackson          | 1980-84           | .602 (864-1435)        |
| 2.        | Conswella Sparrow      | 1997-00           | .590 (451-764)         |
| 3.        | Vickie Orr             | 1985-89           | .565 (864-1528)        |
| 4.        | Tra'Cee Tanner         | 2012-16           | .564 (540-957)         |
| 5.        | KeKe Carrier           | 2005-10           | .555 (417-751)         |
| 6.        | Linda Godby            | 1986-90           | .550 (590-1072)        |
| 7.        | Sharon Stewart         | 1984-88           | .543 (458-843)         |
| <b>8.</b> | <b>Unique Thompson</b> | <b>2017-pres.</b> | <b>.542 (560-1033)</b> |
| 9.        | Charlene Thomas        | 1983-87           | .536 (428-799)         |
| 10.       | Angie Hannah           | 1979-82           | .527 (735-1396)        |



## TIGERS' RECORD WHEN...

|  | 2020-21 | Under<br>Coach Flo |
|--|---------|--------------------|
| At Home.....                           | 5-7     | 82-47              |
| On the Road.....                       | 0-6     | 37-67              |
| At a Neutral Site.....                 | 0-0     | 21-18              |
| When wearing white.....                | 5-7     | 82-43              |
| When wearing blue "Auburn".....        | 0-5     | 44-72              |
| When wearing blue "Tigers".....        | 0-1     | 0-1                |
| When wearing orange.....               | 0-0     | 7-10               |
| When wearing pink.....                 | 0-0     | 7-6                |
| Leading at the half.....               | 4-1     | 110-26             |
| Trailing at the half.....              | 1-11    | 30-98              |
| Tied at the half.....                  | 0-1     | 0-8                |
| Scores 100+ points.....                | 0-0     | 0-0                |
| Scores 90-99 points.....               | 2-0     | 9-0                |
| Scores 80-89 points.....               | 1-0     | 28-3               |
| Scores 70-79 points.....               | 1-2     | 41-12              |
| Scores 60-69 points.....               | 1-3     | 41-35              |
| Scores fewer than 60 points.....       | 0-8     | 19-82              |
| Holds opponent to 41-50 points.....    | 1-0     | 33-3               |
| Holds opponent to 31-40 points.....    | 0-0     | 7-0                |
| Holds opponent to under 30 points..... | 0-0     | 2-0                |
| Force 25 or more turnovers.....        | 1-0     | 54-10              |
| Shoots 50% FG or better.....           | 1-0     | 36-3               |
| Shoots 40-49% FG.....                  | 2-3     | 69-37              |
| Shoots 39.9% or under FG.....          | 2-9     | 34-92              |
| Holds opponent under 30% FG.....       | 2-0     | 28-2               |
| Shoots higher FG% than opponent.....   | 2-0     | 107-23             |
| Shoots lower FG% than opponent.....    | 3-13    | 33-104             |
| Shoots same FG% as opponent.....       | 0-0     | 0-3                |
| Shoots higher FT% than opponent.....   | 2-7     | 61-49              |
| Shoots lower FT% than opponent.....    | 3-5     | 76-80              |
| Shoots same FT% as opponent.....       | 0-1     | 2-4                |
| Out-rebounds opponent.....             | 5-6     | 88-39              |
| Out-rebounded by opponent.....         | 0-7     | 48-92              |
| Tied in rebounds.....                  | 0-0     | 5-2                |
| Versus ranked opponent.....            | 0-4     | 5-58               |
| In overtime.....                       | 0-0     | 6-5                |
| Games decided by 3 points or less..... | 1-0     | 15-18              |
| Games decided by 4-5 points.....       | 0-2     | 14-18              |
| Games decided by 6-10 points.....      | 1-3     | 33-34              |
| Games decided by 11-20 points.....     | 1-6     | 39-37              |
| Games decided by 21-30 points.....     | 0-1     | 23-17              |
| Games decided by 30+ points.....       | 2-1     | 16-8               |
| On Television/Digital.....             | 5-13    | 76-94              |
| In November.....                       | 2-0     | 35-16              |
| In December.....                       | 3-4     | 44-14              |
| In January.....                        | 0-7     | 18-51              |
| In February.....                       | 0-2     | 26-35              |
| In March.....                          | 0-0     | 14-15              |

## 2020-21 Auburn Superlatives...

## First Half

|   |   |
|---|---|
| Most points scored in the first quarter.....          | 28 vs. Gardner-Webb (12/1/20)                           |
| Most points scored in the second quarter.....         | 25 vs. Missouri (2/7/21)                                |
| Most points scored in the first half.....             | 49 vs. Gardner-Webb (12/1/20)                           |
| Fewest points scored in the first half.....           | 17 at Houston (12/5/20)                                 |
| Fewest points allowed in the first half.....          | 9, vs. USC Upstate (11/25/20)                           |
| Most points allowed in the first half.....            | 47 vs. South Carolina (2/4/21)                          |
| Best FG % in the first half.....                      | .514 vs. Gardner-Webb (12/1/20)                         |
| Worst FG % in the first half.....                     | .194 at Florida (1/17/21) & vs. South Carolina (2/4/21) |
| Best FG % by an opponent in the first half.....       | .581 vs. Georgia (1/3/21) & vs. South Carolina (2/4/21) |
| Worst FG % by an opponent in the first half.....      | .143, vs. USC Upstate (11/25/20)                        |
| Most rebounds in the first half.....                  | 29 at Arkansas (1/31/21)                                |
| Fewest rebounds in the first half.....                | 15 vs. Georgia (1/3/21) & vs. Missouri (2/7/21)         |
| Most rebounds by an opponent in the first half.....   | 28 vs. South Carolina (2/4/21)                          |
| Fewest rebounds by an opponent in the first half..... | 10 vs. Samford (11/28/20)                               |

## Second Half

|  |   |
|--|---|
| Most points scored in the third quarter.....           | 25 vs. South Alabama (12/13/20)                       |
| Most points scored in the fourth quarter.....          | 28 vs. North Florida (12/17/20)                       |
| Most points scored in an overtime period.....          |   |
| Most points scored in the second half.....             | 50 vs. North Florida (12/17/20)                       |
| Fewest points scored in the second half.....           | 16 at LSU (12/31/20)                                  |
| Fewest points allowed in the second half.....          | 30 at Ole Miss (1/7/21) & vs. South Carolina (2/4/21) |
| Most points allowed in the second half.....            | 51 vs. Texas A&M (1/28/21)                            |
| Best FG % in the second half.....                      | .579 vs. Gardner-Webb (12/1/20)                       |
| Worst FG % in the second half.....                     | .240 vs. Georgia (1/3/21)                             |
| Best FG % by an opponent in the second half.....       | .690 vs. Texas A&M (1/28/21)                          |
| Worst FG % by an opponent in the second half.....      | .263 vs. Gardner-Webb (12/1/20)                       |
| Most rebounds in the second half.....                  | 27 vs. Gardner-Webb (12/1/20)                         |
| Fewest rebounds in the second half.....                | 12 (four times)                                       |
| Most rebounds by an opponent in the second half.....   | 24 vs. Georgia (1/3/21)                               |
| Fewest rebounds by an opponent in the second half..... | 11, vs. USC Upstate (11/25/20)                        |

## Game

|                                     |   |
|-------------------------------------|---|
| Most points scored.....             | 97 vs. Gardner-Webb (12/1/20)                   |
| Fewest points scored.....           | 43 at LSU (12/31/20)                            |
| Most points allowed.....            | 85 vs. Missouri (2/7/21)                        |
| Fewest points allowed.....          | 41 vs. USC Upstate (11/25/20)                   |
| Best FG %.....                      | .534 vs. Gardner-Webb (12/1/20)                 |
| Worst FG %.....                     | .279 at Florida (1/17/21)                       |
| Best FG % by an opponent.....       | .557 vs. Missouri (2/7/21)                      |
| Worst FG % by an opponent.....      | .286, vs. USC Upstate (11/25/20)                |
| Most rebounds.....                  | 50 at Arkansas (1/31/21)                        |
| Fewest rebounds.....                | 27 vs. Georgia (1/3/21) & vs. Missouri (2/7/21) |
| Most rebounds by an opponent.....   | 51 vs. South Carolina (2/4/21)                  |
| Fewest rebounds by an opponent..... | 26, vs. USC Upstate (11/25/20)                  |

## Miscellaneous

|   |  |
|---|--|
| Highest-scoring quarter.....              | 28, 1Q vs. Gardner-Webb (12/1/20); 4Q vs. North Florida (12/17/20)               |
| Lowest-scoring quarter.....               | 6, 4Q at LSU (12/31/20); 3Q vs. Georgia (1/3/21); 1Q vs. South Carolina (2/4/21) |
| Highest-scoring opponent quarter.....     | 31, 1Q vs. Missouri (2/7/21)   |
| Lowest-scoring opponent quarter.....      | 2, 1Q vs. USC Upstate (11/25/20)   |
| Largest margin in a single quarter.....   | +19 (28-9) vs. Gardner-Webb (12/1/20)  |
| Largest margin of victory.....            | 41, vs. USC Upstate (11/25/20)   |
| Smallest margin of victory.....           | 2 vs. Samford (11/28/20)   |
| Largest margin of defeat.....             | 32 vs. Georgia (1/3/21)  |
| Smallest margin of defeat.....            | 4 at Ole Miss (1/7/21)   |
| Largest halftime lead.....                | 31, vs. USC Upstate (11/25/20)   |
| Smallest halftime lead.....               | 8 at LSU (12/31/20)  |
| Times tied at halftime.....               | 1 - 27-27 vs. Stephen F. Austin (12/16/20)                                       |
| Largest halftime deficit.....             | 29 vs. South Carolina (2/4/21)   |
| Smallest halftime deficit.....            | 5 at Arkansas (1/31/21)  |
| Largest rebounding margin.....            | +20 at Arkansas (1/31/21)  |
| Smallest rebounding margin.....           | +1 vs. Samford (11/28/20)  |
| Last time tied in rebounding.....         |  |
| Largest rebounding deficit.....           | -22 vs. South Carolina (2/4/21)  |
| Smallest rebounding deficit.....          | -4 at LSU (12/31/20)   |
| Largest deficit overcome to win game..... | 12 vs. South Alabama (12/13/20)  |
| Largest lead lost.....                    | 13 at LSU (12/31/20) & at Arkansas (1/31/21)                                     |

MISCELLANEOUS STATISTICS

| Double-Doubles        | Season | Career |
|-----------------------|--------|--------|
| Unique Thompson       | 12     | 54     |
| 30+ Point Games       | Season | Career |
| Honesty Scott-Grayson | 1      | 1      |
| Unique Thompson       | 0      | 1      |
| 20+ Point Games       | Season | Career |
| Unique Thompson       | 5      | 20     |
| Honesty Scott-Grayson | 3      | 3      |
| 10+ Rebound Games     | Season | Career |
| Unique Thompson       | 12     | 63     |
| Romi Levy             | 2      | 2      |
| Kiyae' White          | 0      | 1      |
| 10+ Assist Games      | Season | Career |
| 5+ Steal Games        | Season | Career |
| Unique Thompson       | 2      | 2      |
| Romi Levy             | 2      | 2      |
| Honesty Scott-Grayson | 2      | 2      |
| 5+ Block Games        | Season | Career |
| Unique Thompson       | 0      | 1      |

GAMES LED AUBURN IN...

| Scoring               | Season | Career |
|-----------------------|--------|--------|
| Unique Thompson       | 9      | 34     |
| Honesty Scott-Grayson | 7      | 7      |
| Aicha Coulibaly       | 1      | 1      |
| Jala Jordan           | 1      | 1      |
| Keya Patton           | 1      | 1      |

| Rebounding            | Season | Career |
|-----------------------|--------|--------|
| Unique Thompson       | 15     | 89     |
| Honesty Scott-Grayson | 2      | 2      |
| Romi Levy             | 1      | 1      |
| Alaina Rice           | 1      | 1      |
| Kiyae' White          | 0      | 1      |

| Assists                | Season | Career |
|------------------------|--------|--------|
| Honesty Scott-Grayson  | 6      | 6      |
| Romi Levy              | 4      | 4      |
| Unique Thompson        | 3      | 13     |
| Alaina Rice            | 3      | 3      |
| Kira Lowery            | 3      | 3      |
| Morgan Robinson-Nwagwu | 1      | 4      |
| Aicha Coulibaly        | 1      | 1      |
| Jala Jordan            | 1      | 1      |
| Carsen McFadden        | 1      | 1      |
| Annie Hughes           | 0      | 2      |
| Sania Wells            | 0      | 2      |
| Kiyae' White           | 0      | 2      |

(includes games where lead was shared)

2020-21 DOUBLE-DOUBLES

- Unique Thompson vs. Samford (16 pts, 11 reb)
- Unique Thompson vs. Gardner-Webb (21 pts, 12 reb)
- Unique Thompson at Houston (26 pts, 23 reb)
- Unique Thompson vs S. Alabama (21 pts, 15 reb)
- Unique Thompson vs. SFA (11 pts, 14 reb)
- Unique Thompson vs. N. Florida (19 pts, 18 reb)
- Unique Thompson vs. Belmont (20 pts, 23 reb)
- Unique Thompson at Florida (14 pts, 14 reb)
- Unique Thompson vs. Kentucky (22 pts, 10 reb)
- Unique Thompson at Alabama (10 pts, 10 reb)
- Unique Thompson at Arkansas (18 pts, 19 reb)
- Unique Thompson vs. Missouri (14 pts, 13 reb)

Last Time an Auburn Team...

- Scored 90 points ..... Auburn 94, North Florida 81 in Auburn, Ala. (Dec. 17, 2020)
- Scored 90 points in an SEC game ..... Auburn 95, Missouri 82, in Columbia, Mo. (Feb. 27, 2020)
- Scored 100 points ..... Auburn 119, Sam Houston State 54, in Auburn, Ala. (Dec. 5, 2008)
- Scored 100 points against an SEC opponent ..... Auburn 102, Tennessee 96, SEC Tournament in Albany, Ga. (Mar. 6, 1987)
- Scored 100 points in an SEC regular-season game ..... Auburn 111, Vanderbilt 67, in Auburn, Ala. (Feb. 18, 1987)
- Scored 100 points at home ..... Auburn 119, Sam Houston State 54, in Auburn, Ala. (Dec. 5, 2008)
- Scored 100 points in a true road game ..... Auburn 103, Mercer 29, in Macon, Ga. (Feb. 23, 1987)
- Scored 110+ points ..... Auburn 119, Sam Houston State 54, in Auburn, Ala. (Dec. 5, 2008)
- Scored 80 points and lost ..... Mississippi State 92, Auburn 85 [OT] in Auburn, Ala. (Feb. 20, 2020)
- Scored 90 points and lost ..... Kentucky 91, Auburn 90 [2OT], in Auburn, Ala. (Feb. 2, 1986)
- Scored 100 points and lost ..... Never
- Scored 50-59 points in a half ..... 50 (2nd half) vs. North Florida in Auburn, Ala. (Dec. 17, 2020)
- Scored 60 or more points in a half ..... 62 (2nd half) vs. Drake in New Orleans, La. (Dec. 21, 2016)
- Scored 30 or more points in a quarter ..... 34 (3rd quarter) - at Missouri in Columbia, Mo. (Feb. 27, 2020)
- Scored 50 points or less in a game ..... 44 - vs. Georgia in Auburn, Ala. (Jan. 3, 2021)
- Scored 50 points or less and won ..... Auburn 47, Missouri 45 [SEC] in Jacksonville, Fla. (March 3, 2016)
- Scored 40 points or less in a game ..... Georgia 63, Auburn 30, in Athens, Ga. (Jan. 28, 2016)
- Scored less than 10 points in a quarter ..... 6 points (1st quarter) vs. South Carolina in Auburn, Ala. (Feb. 4, 2021)
- Scored less than 20 points in a 1st half ..... 16 points vs. South Carolina in Auburn, Ala. (Feb. 4, 2021)
- Scored less than 20 points in a 2nd half ..... 16 points at LSU in Baton Rouge, La. (Dec. 31, 2020)
- Had 35+ rebound margin ..... 36 - (52-16) vs. Alabama A&M in Normal, Ala. (Nov. 19, 2013)
- Had 25+ rebound margin ..... 33 - (53-26) vs. Grambling State in Auburn, Ala. (Nov. 6, 2018)
- Had 20+ rebound margin ..... 33 - (53-26) vs. Grambling State in Auburn, Ala. (Nov. 6, 2018)
- Attempted 30 free throws ..... 31 - vs. Mississippi State in Auburn, Ala. (Feb. 20, 2020)
- Attempted 35 free throws ..... 36 - vs. Alabama State in Auburn, Ala. (Dec. 29, 2018)
- Attempted 40 free throws ..... 41 - vs. Alabama State in Auburn, Ala. (Nov. 15, 2006)
- Attempted 5 free throws or less ..... 3 - at Texas A&M in College Station, Texas (Feb. 23, 2020)
- Did not attempt a free throw ..... Never
- Made 20-24 free throws ..... 20 - vs. South Alabama in Auburn, Ala. (Dec. 13, 2020)
- Made 25+ free throws ..... 28 - vs. Mississippi State in Auburn, Ala. (28-31) (Feb. 20, 2020)
- Made 30 free throws ..... 31 - vs. Northwestern State (31-43) (Dec. 30, 2003)
- Had 25 assists ..... 25 - vs. Ole Miss in Auburn, Ala. (Jan. 8, 2017)
- Had 25 turnovers ..... 27 - vs. Georgia in Auburn, Ala. (Jan. 3, 2021)
- Had 10 turnovers or less ..... 6 - vs. Tennessee in Auburn, Ala. (March 1, 2020)
- Had 25+ steals ..... Never
- Had 20-24 steals ..... 21 - vs. Georgia in Auburn, Ala. (Feb. 3, 2019)
- Had 15-19 steals ..... 16 - vs. North Florida in Auburn, Ala. (Dec. 17, 2020)
- Had 10-14 blocks ..... 10 - vs. Louisiana Tech in Auburn, Ala. (Nov. 19, 2017)
- Had 15+ blocks ..... 15 - at Florida International in Miami, Fla. (Dec. 29, 2014)
- Won an overtime game ..... Auburn 74, Dayton 72 [1OT] in Estero, Fla. (Nov. 30, 2019)
- Lost an overtime game ..... Mississippi State 92, Auburn 85 [1OT] in Auburn, Ala. (Feb. 20, 2020)
- Played a double overtime game ..... Auburn 70, Alabama 65 [2OT] in Auburn, Ala. (Feb. 27, 2014)
- Played three or more overtimes ..... Never
- Shot 70% for a half ..... 70.4% (19-of-27), 2nd half at Elon in Elon, N.C. (Dec. 22, 2018)
- Shot 60% for a game ..... 63.3% (38-of-60) at Elon in Elon, N.C. (Dec. 22, 2018)
- Shot less than 30% for a game ..... 27.9% (19-68) at Florida in Gainesville, Fla. (Jan. 17, 2021)
- Shot 90-99.9% from the free throw line (min. 10 attempts) ..... 90.5% (19-of-21) at Arkansas in Fayetteville, Ark. (Jan. 31, 2021)
- Shot 100% from the free throw line (min. 10 attempts) ..... 100% (16-of-16) vs. Texas A&M in Auburn, Ala. (Jan. 7, 2018)
- Shot 50% on 3-pointers (minimum 5 attempts) ..... 50.0% (8-of-16) vs. LSU in Auburn, Ala. (Feb. 16, 2020)
- Shot 20-30% in a half ..... 28.6% (8-28), 1st half at Alabama in Tuscaloosa, Ala. (Jan. 24, 2021)
- Shot less than 20% in a half ..... 19.4% (7-of-36), 1st half vs. South Carolina in Auburn, Ala. (Feb. 4, 2021)
- Shot 55% or better and lost ..... 58.1% (25-of-43) vs. Tennessee (Jan. 20, 2005)
- Made 10+ 3-point field goals ..... 10-of-35 vs. Texas A&M in Auburn, Ala. (Jan. 28, 2021)
- Failed to make a 3-point field goal ..... 0-of-5 vs. Southern in Auburn, Ala. (Dec. 9, 2017)
- Had 60+ rebounds ..... 61 - vs. Stephen F. Austin in Auburn, Ala. (Dec. 17, 2007)
- Had 50-59 rebounds ..... 55 vs. Ole Miss in Auburn, Ala. (Jan. 23, 2020)
- Defeated a Top-25 opponent ..... Auburn 58, #25 Missouri 54, in Auburn, Ala. (Feb. 24, 2019)
- Defeated a Top-10 opponent ..... Auburn 66, #7 Kentucky 61, in Auburn, Ala. (Jan. 3, 2016)
- Defeated a Top-25 opponent on the road ..... Auburn 68, #16 Vanderbilt 62, in Nashville, Tenn. (Feb. 13, 2014)

Last Time an Auburn Player...

- Scored 25-29 points ..... 26 - Unique Thompson at Houston in Houston, Texas. (Dec. 5, 2020)
- Scored 30-34 points ..... 30 - Honesty Scott-Grayson vs. Missouri in Auburn, Ala. (Feb. 7, 2021)
- Scored 35 points ..... 35 - DeWanna Bonner vs. Tennessee in Auburn, Ala. (Jan. 25, 2009)
- Scored 40 points ..... 41 - Conswella Sparrow vs. South Alabama (Feb. 17, 1998)
- Had 15-19 rebounds ..... 19 - Unique Thompson at Arkansas in Fayetteville, Ark. (Jan. 31, 2021)
- Had 20+ rebounds ..... 23 - Unique Thompson vs. Belmont in Auburn, Ala. (Dec. 20, 2020)
- Had 10 assists ..... 10 - Daisa Alexander vs. LSU in Auburn, Ala. (Feb. 16, 2020)
- Had 15 assists ..... 18 - Martha Monk vs. Alabama State (Feb. 18, 1981)
- Had 5 blocks ..... 6 - Unique Thompson vs. Louisiana Tech in Auburn, Ala. (Nov. 19, 2017)
- Had 7 blocks ..... 7 - Jassany Williams vs. Duke (Nov. 18, 2011)
- Had 10 blocks ..... 13 - Marita Payne vs. Arkansas (Feb. 3, 2005)
- Had 5 steals ..... 5 - Honesty Scott-Grayson at Alabama in Tuscaloosa, Ala. (Jan. 24, 2021)
- Had 8 steals ..... 8 - Brandy Montgomery vs. East Carolina in Auburn, Ala. (Dec. 5, 2015)
- Had 10 steals ..... 10 - Kristen Mulligan vs. Northeast Illinois in Auburn, Ala. (Dec. 18, 1992)
- Made 10 field goals ..... 10 - Honesty Scott-Grayson [10-17] vs. Missouri in Auburn, Ala. (Feb. 7, 2021)
- Made 15 field goals ..... 15 - Conswella Sparrow (15-16) vs. South Alabama (Feb. 17, 1998)
- Attempted 20 field goals ..... 21 - Daisa Alexander vs. Vanderbilt in Greenville, S.C. (March 4, 2020)
- Attempted 25 field goals ..... 28 - Brandy Montgomery (8-28) at Marquette in Milwaukee, Wis. (Dec. 13, 2015)
- Made 5+ three-point field goals ..... 5 - Erin Howard vs. Vanderbilt in Greenville, S.C. (March 4, 2020)
- Made 8 three-point field goals ..... 8 - Tiffany Krantz vs. Troy State in Auburn, Ala. (Nov. 21, 1997)
- Attempted 10 three-point field goals ..... 14 - Lauren Hansen vs. Drake in Estero, Fla. (Dec. 1, 2019)
- Attempted 15 three-point field goals ..... 16 - Brandy Montgomery at Marquette in Milwaukee, Wis. (Dec. 13, 2015)
- Made 10 free throws ..... 12 - Daisa Alexander vs. Mississippi State (Feb. 20, 2020)
- Made 15 free throws ..... Never
- Shot 100% at the free throw line (min. 10 attempts) ..... 12-12 - Daisa Alexander vs. Mississippi State (Feb. 20, 2020)

**SEC PRESEASON POLL (Media Vote)****Order of Finish**

1. South Carolina
2. Mississippi State
3. Kentucky
4. Texas A&M
5. Arkansas
6. Tennessee
7. LSU
8. Georgia
9. Alabama
10. Florida
11. Missouri
12. Vanderbilt
13. Auburn
14. Ole Miss

**Player of the Year**

Rhyne Howard, Kentucky

**All-SEC Team**

Unique Thompson, Auburn  
 Rhyne Howard, Kentucky  
 Rickea Jackson, Mississippi State  
 Aliyah Boston, South Carolina  
 Renna Davis, Tennessee  
 N'dea Jones, Texas A&M

**SEC PRESEASON POLL (Coaches' Vote)****Order of Finish**

1. South Carolina
2. Kentucky
3. Texas A&M
4. Arkansas
5. Mississippi State
6. Tennessee
7. LSU
8. Alabama
9. Georgia
10. Missouri
11. Ole Miss
12. Florida
13. Vanderbilt
14. Auburn

**Player of the Year**

Rhyne Howard, Kentucky

**All-SEC First Team**

Chelsea Dungee, Arkansas  
 Unique Thompson, Auburn  
 Rhyne Howard, Kentucky  
 Khayla Pointer, LSU  
 Rickea Jackson, Mississippi State  
 Aliyah Boston, South Carolina  
 Renna Davis, Tennessee  
 N'dea Jones, Texas A&M

**All-SEC Second Team**

Jasmine Walker, Alabama  
 Destiny Slocum, Arkansas  
 Lavender Briggs, Florida  
 Shakira Austin, Ole Miss  
 Jessika Carter, Mississippi State  
 Aijha Blackwell, Missouri  
 Zia Cooke, South Carolina  
 Kayla Wells, Texas A&M

**Had a double-double**..... Unique Thompson (14 pts/13 reb) vs. Missouri in Auburn, Ala. (Feb. 7, 2021)  
**Had 2 consecutive double-doubles** ..... Unique Thompson: 22/10 vs. Kentucky, 10/10 at Alabama (Jan. 21-24, 2021)  
**Had 3 consecutive double-doubles**..... Unique Thompson: 14/14 at Florida, 22/10 vs. Kentucky, 10/10 at Alabama (Jan. 17-24, 2021)  
**...Had 10 consecutive double-doubles**..... Unique Thompson: First vs. Samford; last at Alabama (Nov. 28, 2020-Jan. 24, 2021)  
**Had 13 consecutive double-doubles**..... Unique Thompson: First vs. BYU; last at Vandy (March 23, 2019-Jan. 2, 2020)  
**Had 18 consecutive double-doubles (AU record)**..... Loretta Freeman: First vs. Furman, Last vs. Oral Roberts (Dec. 29, 1992-Feb. 23, 1993)  
**Had a double-double at halftime**..... Unique Thompson (16 pts/10 rebs) at Iowa State in Ames, Iowa (Nov. 13, 2018)  
**Two players had a double-double**..... Unique Thompson (14 p/13 r) & Jariah McKay (16 p/10 a) vs. Grambling State (Nov. 6, 2018)  
**Recorded a double-double with points and assists**..... Jariah McKay (16 pts/10 assists) vs. Grambling State (Nov. 6, 2018)  
**Scored 20 points & had 20 rebounds**..... Unique Thompson (20 pts/23 reb) vs. Belmont in Auburn, Ala. (Dec. 20, 2020)  
**Had a triple-double**..... Whitney Boddie (24 pts./11 rebs./12 ast.) vs. Sam Houston State (Dec. 5, 2008)  
**Two or more players scored 20 points**..... Benton (23), Howard (22), Alexander (21) at Missouri in Columbia, Mo. (Feb. 27, 2020)  
**Three players scored 20 points**..... Benton (23), Howard (22), Alexander (21) at Missouri in Columbia, Mo. (Feb. 27, 2020)  
**Two players scored 30 points**..... Laticia Morris (33) & Tara Williams (30) vs. South Alabama (Jan. 14, 1997)  
**Had 2 straight 25-point games**..... Jariah McKay: 27 at South Carolina, 26 vs. Arkansas (Jan. 11-14, 2018)  
**Had 3 straight 25-point games**..... Jariah McKay: 25 pts vs. Texas A&M, 27 pts at South Carolina, 26 pts vs. Arkansas (Jan. 7-14, 2018)  
**Zero players scored in double figures**..... at Georgia in Athens, Ga. (Jan. 28, 2016)  
**Only one player scored in double figures**..... Keya Patton (12) vs. Georgia in Auburn, Ala. (Jan. 3, 2021)  
**Five players scored in double figures**..... Thompson (19), Hughes (17), Scott-Grayson (16), Levy (12), Jordan (11) vs. N. Florida (Dec. 17, 2020)  
**Six players scored in double figures**..... McKay/Benton (16), Primm (15), Thompson (14), Alexander/Jones (13) vs. Grambling (Nov. 6, 2018)  
**Seven players scored in double figures**..... Carrier (19 pts.), Bonner (18 pts.), Smalley (16 pts.), Boddie (13 pts.)  
 R. Hobbs (13 pts.), Hilliard (13 pts.) & S. Hobbs (10 pts.) vs. Sam Houston State (Dec. 5, 2008)  
**Two players had 10 rebounds**..... Unique Thompson (13) and Daisa Alexander (10) vs. Ole Miss in Auburn, Ala. (Jan. 23, 2020)  
**Three players had 10 rebounds**..... J. Greenleaf (12 rebs.), D. Bonner (12 rebs.) & W. Boddie (10 rebs.) vs. Oakland (Nov. 21, 2007)  
**Played every minute**..... Jordan Greenleaf (40 mins.) vs. Florida in Duluth, Ga. [SEC] (Mar. 4, 2010)  
**Played 40 or more minutes in OT game**..... Unique Thompson (43 mins.) vs. Georgia in Auburn, Ala. (Feb. 3, 2019)  
**Attempted a slam dunk**..... Hasina Muhammad vs. St. John's in Auburn, Ala. (Dec. 6, 2013)  
**Made a shot from half-court or beyond**..... Brooke Moore (end 2nd quarter) vs. Alabama State in Auburn, Ala. (Dec. 29, 2018)

**Last Time an Auburn Opponent...**

**Shot less than 30% in a game (SEC)**..... Ole Miss - 27.4% (17-of-62) in Auburn, Ala. (Jan. 23, 2020)  
**Shot less than 30% in a game (Non-conf)**..... Gardner-Webb - 29.4% (20-of-68) in Auburn, Ala. (Dec. 1, 2020)  
**Shot 60% or better in a game**..... Florida - 61.5% (32-of-52) in Auburn, Ala. (Jan. 9, 2020)  
**Scored 90 points**..... Arkansas 90, Auburn 68 in Greenville, S.C. (March 5, 2020)  
**Scored 100 points**..... Georgia 102, Auburn 72 in Athens, Ga. (Mar. 3, 1984)  
**Scored 100 points at Auburn**..... Tuskegee 105, Auburn 98 (2OT) (Feb. 12, 1979)  
**Had 25+ rebound margin**..... Never  
**Had a 20+ rebound margin**..... 20 - Alabama (56-36) in Auburn, Ala. (Feb. 20, 2017)  
**Scored less than 5 points in a quarter**..... 2 - USC Upstate (1st quarter) in Auburn, Ala. (Nov. 25, 2020)  
**Scored less than 10 points in a quarter**..... 9 - Arkansas (1st quarter) in Fayetteville, Ark. (Jan. 31, 2021)  
**Scored less than 10 points in all four quarters**..... Winthrop (9-8-8-8) in Auburn, Ala. (Dec. 16, 2015)  
**Scored 30 or more points in a quarter**..... 31 - Missouri (4th quarter) in Auburn, Ala. (Feb. 7, 2021)  
**Scored less than 10 points in a half**..... 9 - USC Upstate (1st half) in Auburn, Ala. (Nov. 25, 2020)  
**Scored less than 20 points in a 1st half**..... 19 - LSU in Baton Rouge, La. (Dec. 31, 2020)  
**Scored less than 20 points in a 2nd half**..... 19 - Florida in Auburn, Ala. (Dec. 31, 2017)  
**Had 50 rebounds**..... 56 - Alabama in Auburn, Ala. (Feb. 20, 2017)  
**Had 25 assists**..... 25 - Arkansas in Greenville, S.C. (March 5, 2020)  
**Had 25-29 turnovers**..... 25 - USC Upstate in Auburn, Ala. (Nov. 25, 2020)  
**Had 30-34 turnovers**..... 30 - XULA in Auburn, Ala. (Dec. 28, 2017)  
**Had 35+ turnovers**..... 35 - ULM in Auburn, Ala. (Nov. 27, 2017)  
**Had 15 steals**..... 21 - Belmont in Auburn, Ala. (Dec. 20, 2020)  
**Had 10 blocks**..... 10 - Georgia in Athens, Ga. (Jan. 19, 2020)  
**Failed to make a 3-point field goal**..... LSU (0-6) in Baton Rouge, La. (Feb. 1, 2016)  
**Attempted 35 free throws**..... 35 - Florida in Gainesville, Fla. (Feb. 28, 2016)  
**Made 30 free throws**..... 30 - Arkansas (Jan. 22, 1995)  
**Made 10-14 three-point field goals**..... 11 - Arkansas in Fayetteville, Ark. (Jan. 31, 2021)  
**Made 15+ three-point field goals**..... 17 - Arkansas in Greenville, S.C. (March 5, 2020)  
**Scored 41-50 points in a game**..... 41 - USC Upstate in Auburn, Ala. (Nov. 25, 2020)  
**Scored 31-40 points in a game**..... 38 - Alabama in Auburn, Ala. (Feb. 17, 2019)  
**Scored 30 points or less**..... 26 - Georgia in Athens, Ga. (Feb. 22, 2015)  
**Scored 25 points or less**..... 25 - Puerto Rico-Mayaguez (Dec. 17, 2000)

**Last Time an Opposing Player...**

**Scored 30+ points (non-conference)**..... 35 - Ajah Wayne of Old Dominion in Auburn, Ala. (Nov. 14, 2019)  
**Scored 30+ points (SEC)**..... 30 - Alexis Tolefree of Arkansas in Greenville, S.C. (March 5, 2020)  
**Scored 35+ points (all games)**..... 35 - Ajah Wayne of Old Dominion in Auburn, Ala. (Nov. 14, 2019)  
**Scored 40+ points (all games)**..... 41 - Chelsea Dungee of Arkansas in Fayetteville, Ark. (Feb. 10, 2019)  
**Attempted 25 field goals**..... 27 - Jantel Lavender (9-27) of Ohio State (Nov. 23, 2008)  
**Scored 20 points & had 20 rebounds**..... Young of Baylor in the WNIT Championship Game, (20 pts./25 rebs.) (Apr. 4, 2003)  
**Two players scored 20 points**..... Jazz Bond (23) and Rhetta Moore (22) of North Florida in Auburn, Ala. (Dec. 17, 2020)  
**Three players scored 20 points**..... by LSU in Baton Rouge, Chatman (22 pts.), Johnson (21 pts) & Lowery (20 pts) (Jan. 12, 1991)  
**Five players scored in double figures**..... Cooke (13), Boston (13), Harris (12), Grissett (11), Herbert Harrigan (11) of S. Carolina (Feb. 13, 2020)  
**Six players scored in double figures**..... Williams (10), Lewis (13), Bonds (18), Peoples (10), Miller (12), Svetle (12) of Florida (Jan. 26, 2014)  
**Recorded a double-double**..... Aijha Blackwell (12 pts/10 reb) of Missouri in Auburn, Ala. (Feb. 7, 2021)  
**Recorded a double-double with points and assists**..... Tyasha Harris (12 pts/11 ast) of South Carolina in Columbia, S.C. (Jan. 11, 2018)  
**Recorded a triple-double**..... Ceira Ricketts (14 pts./13 rebs./12 ast.) of Arkansas (Jan. 18, 2009)  
**Two players recorded a double-double**..... C. Green (16 pts/11 reb) & Davis (15 pts/10 reb) of Tennessee in Knoxville, Tenn. (Feb. 14, 2019)  
**Committed 10+ turnovers**..... 10 - Shaquera Wade of Alabama in Greenville, S.C. (March 7, 2019)  
**Had 15-19 rebounds**..... 15 - by N'dea Jones of Texas A&M in Auburn, Ala. (Jan. 24, 2019)  
**Had 20+ rebounds**..... 21 - Ayana Mitchell of LSU in Baton Rouge, La. (March 3, 2019)  
**Had 10 assists**..... 10 - Tyasha Harris of South Carolina in Auburn, Ala. (Feb. 28, 2019)  
**Had 15 assists**..... 16 - Cindy McMahan of Alabama-Huntsville (Nov. 24, 1980)  
**Had 5 blocks**..... 5 - Ashley Knight of Alabama in Tuscaloosa, Ala. (Feb. 18, 2018)  
**Had 10 blocks**..... Never  
**Had 5 steals**..... 5 - N'dea Jones of Texas A&M in Auburn, Ala. (Jan. 28, 2021)  
**Made 15 field goals**..... 15 - Chamique Holdsclaw (15-21) of Tennessee (Feb. 1, 1998)  
**Made 10 3-point field goals**..... 11 - Morgan Eye (11-18) of Missouri in Columbia, Mo. (Jan. 6, 2013)

**2020-21 Auburn Individual Highs...****First Half**

|                                   |   |
|-----------------------------------|---|
| Points.....                       | 20, Honesty Scott-Grayson vs. Missouri (2/7/21)           |
| Field Goals Made.....             | 7, Unique Thompson vs. Gardner-Webb (12/1/20)             |
| Field Goal Attempts.....          | 10, 2x; last, Honesty Scott-Grayson vs. Missouri (2/7/21) |
| 3-Point Field Goals Made .....    | 4, Honesty Scott-Grayson vs. Missouri (2/7/21)            |
| 3-Point Field Goal Attempts ..... | 7, Annie Hughes vs. North Florida (12/17/20)              |
| Free Throws Made .....            | 5, Honesty Scott-Grayson vs. Belmont (12/20/20)           |
| Free Throws Attempted .....       | 7, Honesty Scott-Grayson vs. Belmont (12/20/20)           |
| Rebounds .....                    | 11, Unique Thompson vs. Belmont (12/20/20)                |
| Assists .....                     | 4, Romi Levy vs. Kentucky (1/21/21)                       |
| Blocked Shots.....                | 2, 3x; last, Unique Thompson vs. Kentucky (1/21/21)       |
| Steals .....                      | 4, Romi Levy at LSU (12/31/20)                            |

**Second Half**

|                                   |  |
|-----------------------------------|--|
| Points.....                       | 22, Unique Thompson at Houston (12/5/20)                   |
| Field Goals Made.....             | 8, 2x; last, Unique Thompson vs. Kentucky (1/21/21)        |
| Field Goal Attempts.....          | 12, Unique Thompson at Houston (12/5/20)                   |
| 3-Point Field Goals Made .....    | 3, Honesty Scott-Grayson at Ole Miss (1/7/21)              |
| 3-Point Field Goal Attempts ..... | 4, 4x; A. Rice/H. Scott-Grayson vs. Texas A&M (1/28/21)    |
| Free Throws Made .....            | 9, Unique Thompson vs. South Alabama (12/13/20)            |
| Free Throws Attempted .....       | 9, Unique Thompson vs. South Alabama (12/13/20)            |
| Rebounds .....                    | 15, Unique Thompson at Houston (12/5/20)                   |
| Assists .....                     | 4, 2x; last, Honesty Scott-Grayson at Alabama (1/24/21)    |
| Blocked Shots.....                | 2, 2x; last, Jala Jordan vs. North Florida (12/17/20)      |
| Steals .....                      | 3, 4x; last, Honesty Scott-Grayson vs. Texas A&M (1/28/21) |

**Game**

|                                   |   |
|-----------------------------------|---|
| Points.....                       | 30, Honesty Scott-Grayson vs. Missouri (2/7/21)                   |
| Field Goals Made.....             | 10, 2x; last, Honesty Scott-Grayson vs. Missouri (2/7/21)         |
| Field Goal Attempts.....          | 18, Unique Thompson at Houston (12/5/20)                          |
| 3-Point Field Goals Made .....    | 4, 3x; Honesty Scott-Grayson vs. Missouri (2/7/21)                |
| 3-Point Field Goal Attempts ..... | 8, 2x; Honesty Scott-Grayson vs. Texas A&M (1/28/21)              |
| Free Throws Made .....            | 9, Unique Thompson vs. South Alabama (12/13/20)                   |
| Free Throws Attempted .....       | 10, Unique Thompson vs. Samford (11/28/20)                        |
| Rebounds .....                    | 23, Unique Thompson at Houston (12/5/20) & vs. Belmont (12/20/20) |
| Assists .....                     | 7, Romi Levy vs. Kentucky (1/21/21)                               |
| Blocked Shots.....                | 3, Jala Jordan vs. South Alabama (12/13/20)                       |
| Steals .....                      | 6, Romi Levy vs. Georgia (1/3/21)                                 |

**2020-21 Auburn Team Highs...****First Half**

|                                   |   |
|-----------------------------------|---|
| Points.....                       | 49 vs. Gardner-Webb (12/1/20)                               |
| Field Goals Made.....             | 19 vs. Gardner-Webb (12/1/20)                               |
| Field Goal Attempts.....          | 43 vs. North Florida (12/17/20)                             |
| 3-Point Field Goals Made .....    | 7 vs. North Florida (12/17/20)                              |
| 3-Point Field Goal Attempts ..... | 21 vs. Texas A&M (1/28/21)                                  |
| Free Throws Made .....            | 11 vs. Gardner-Webb (12/1/20)                               |
| Free Throws Attempted .....       | 16 vs. Gardner-Webb (12/1/20)                               |
| Rebounds .....                    | 27 at Houston (12/5/20) & vs. North Florida (12/17/20)      |
| Assists .....                     | 9 vs. Samford (11/28/20) & vs. Gardner-Webb (12/1/20)       |
| Blocked Shots.....                | 4 at Houston (12/5/20)                                      |
| Steals .....                      | 8 vs. Gardner-Webb (12/1/20) & vs. North Florida (12/17/20) |

**Second Half**

|                                   |  |
|-----------------------------------|--|
| Points.....                       | 50 vs. North Florida (12/17/20)                          |
| Field Goals Made.....             | 20 vs. Gardner-Webb (12/1/20)                            |
| Field Goal Attempts.....          | 37 vs. North Florida (12/17/20) & vs. Kentucky (1/21/21) |
| 3-Point Field Goals Made .....    | 5 at Ole Miss (1/7/21) & vs. Texas A&M (1/28/21)         |
| 3-Point Field Goal Attempts ..... | 14 vs. Texas A&M (1/28/21)                               |
| Free Throws Made .....            | 17 vs. South Alabama (12/13/20)                          |
| Free Throws Attempted .....       | 21 vs. South Alabama (12/13/20)                          |
| Rebounds .....                    | 27 vs. Gardner-Webb (12/1/20)                            |
| Assists .....                     | 11 vs. USC Upstate (11/25/20)                            |
| Blocked Shots.....                | 3 vs. SFA (12/16/20) & vs. North Florida (12/17/20)      |
| Steals .....                      | 8, 4x; last vs. Georgia (1/3/21)                         |

**Game**

|                                   |  |
|-----------------------------------|--|
| Points.....                       | 97 vs. Gardner-Webb (12/1/20)                                |
| Field Goals Made.....             | 39 vs. Gardner-Webb (12/1/20)                                |
| Field Goal Attempts.....          | 80 vs. North Florida (12/17/20)                              |
| 3-Point Field Goals Made .....    | 11 vs. North Florida (12/17/20)                              |
| 3-Point Field Goal Attempts ..... | 35 vs. Texas A&M (1/28/21)                                   |
| Free Throws Made .....            | 20 vs. South Alabama (12/13/20)                              |
| Free Throws Attempted .....       | 29 vs. Gardner-Webb (12/1/20)                                |
| Rebounds .....                    | 50 at Arkansas (1/31/21)                                     |
| Assists .....                     | 19 vs. USC Upstate (11/25/20)                                |
| Blocked Shots.....                | 5 vs. Stephen F. Austin (12/16/20)                           |
| Steals .....                      | 16 vs. Gardner-Webb (12/1/20) & vs. North Florida (12/17/20) |
| Turnovers Forced.....             | 25 vs. USC Upstate (11/25/20)                                |



**Specialty Statistics (Auburn-Opponent)**

| Opponent          | Points in the Paint | Points off Turnovers | 2nd-Chance Points | Fast-Break Points | Bench Points |
|-------------------|---------------------|----------------------|-------------------|-------------------|--------------|
| USC Upstate       | 42-6                | 21-7                 | 15-2              | 8-0               | 51-23        |
| Samford           | 28-28               | 22-16                | 15-5              | 11-5              | 24-1         |
| Gardner-Webb      | 62-18               | 25-14                | 20-18             | 14-7              | 43-24        |
| at Houston        | 34-30               | 19-21                | 19-9              | 7-6               | 29-25        |
| South Alabama     | 24-28               | 15-14                | 16-12             | 14-10             | 22-10        |
| Stephen F. Austin | 28-30               | 18-18                | 7-7               | 10-5              | 12-17        |
| North Florida     | 40-38               | 26-17                | 19-4              | 15-12             | 29-13        |
| Belmont           | 30-34               | 15-31                | 9-14              | 6-8               | 12-19        |
| at LSU            | 22-30               | 7-22                 | 12-16             | 6-12              | 19-25        |
| Georgia           | 30-42               | 14-26                | 4-15              | 12-14             | 14-32        |
| at Ole Miss       | 16-26               | 17-14                | 4-8               | 6-3               | 10-18        |
| at Florida        | 24-28               | 20-14                | 2-5               | 15-14             | 5-12         |
| Kentucky          | 38-28               | 16-17                | 12-6              | 10-10             | 27-27        |
| at Alabama        | 30-36               | 16-19                | 12-9              | 13-9              | 20-0         |
| Texas A&M         | 26-46               | 13-22                | 7-14              | 8-4               | 6-25         |
| at Arkansas       | 32-28               | 14-12                | 20-5              | 6-8               | 8-16         |
| South Carolina    | 28-44               | 11-5                 | 6-16              | 0-9               | 12-25        |
| Missouri          | 36-48               | 14-16                | 7-7               | 13-9              | 14-27        |

**Lead-Deficit Comparison**

| Opponent          | Largest Lead   | Largest Deficit | Lead Changes | Ties | Result   |
|-------------------|----------------|-----------------|--------------|------|----------|
| USC Upstate       | 43 (4th, 0:26) | --              | 0            | 0    | W, 82-41 |
| Samford           | 16 (3rd, 9:03) | 3 (1st, 9:01)   | 3            | 1    | W, 66-64 |
| Gardner-Webb      | 36 (4th, 0:19) | 3 (1st, 9:25)   | 1            | 0    | W, 97-61 |
| at Houston        | --             | 17 (2nd, 3:53)  | 0            | 0    | L, 61-71 |
| South Alabama     | 12 (4th, 1:01) | 12 (2nd, 6:04)  | 2            | 1    | W, 74-66 |
| Stephen F. Austin | 7 (1st, 1:57)  | 13 (4th, 0:16)  | 3            | 7    | L, 54-67 |
| North Florida     | 17 (2nd, 9:05) | 8 (1st, 7:09)   | 3            | 2    | W, 94-81 |
| Belmont           | 2 (1st, 9:16)  | 21 (4th, 0:23)  | 3            | 4    | L, 57-78 |
| at LSU            | 13 (3rd, 7:14) | 13 (4th, 1:54)  | 2            | 2    | L, 43-56 |
| Georgia           | --             | 37 (3rd, 1:43)  | 0            | 1    | L, 44-76 |
| at Ole Miss       | --             | 13 (3rd, 5:49)  | 0            | 0    | L, 58-62 |
| at Florida        | --             | 18 (3rd, 5:39)  | 0            | 0    | L, 54-68 |
| Kentucky          | 2 (1st, 6:02)  | 14 (3rd, 5:41)  | 8            | 3    | L, 71-76 |
| at Alabama        | --             | 14 (3rd, 4:31)  | 0            | 0    | L, 55-67 |
| Texas A&M         | 1 (1st, 7:23)  | 15 (4th, 5:43)  | 4            | 3    | L, 69-84 |
| at Arkansas       | 13 (2nd, 7:44) | 14 (4th, 5:17)  | 5            | 2    | L, 67-77 |
| South Carolina    | --             | 32 (4th, 8:15)  | 0            | 0    | L, 58-77 |
| Missouri          | 1 (1st, 9:27)  | 19 (3rd, 5:47)  | 6            | 1    | L, 75-85 |

## Scoring Breakdown

(Percentage of total points in parentheses)

| Opponent          | Front Court | Back Court | Sr. | Jr. | So. | Fr. | Starters | Bench |
|-------------------|-------------|------------|-----|-----|-----|-----|----------|-------|
| USC Upstate       | 44          | 38         | 16  | 14  | 24  | 12  | 31       | 51    |
| Samford           | 34          | 32         | 16  | 21  | 19  | 10  | 42       | 24    |
| Gardner-Webb      | 51          | 46         | 21  | 19  | 35  | 22  | 54       | 43    |
| at Houston        | 39          | 22         | 26  | 18  | 17  | 0   | 32       | 29    |
| South Alabama     | 35          | 39         | 21  | 10  | 32  | 11  | 52       | 22    |
| Stephen F. Austin | 23          | 31         | 11  | 2   | 37  | 4   | 42       | 12    |
| North Florida     | 44          | 50         | 19  | 2   | 59  | 14  | 65       | 29    |
| Belmont           | 24          | 33         | 20  | 0   | 33  | 4   | 45       | 12    |
| at LSU            | 25          | 18         | -   | 5   | 18  | 20  | 24       | 19    |
| Georgia           | 18          | 26         | -   | 15  | 26  | 6   | 30       | 14    |
| at Ole Miss       | 21          | 37         | -   | 6   | 35  | 17  | 48       | 10    |
| at Florida        | 16          | 38         | 14  | 0   | 38  | 2   | 49       | 5     |
| Kentucky          | 45          | 26         | 22  | 3   | 34  | 12  | 44       | 27    |
| at Alabama        | 26          | 29         | 10  | 12  | 25  | 8   | 35       | 20    |
| Texas A&M         | 30          | 39         | 18  | 5   | 34  | 12  | 63       | 6     |
| at Arkansas       | 30          | 37         | 18  | 14  | 23  | 12  | 59       | 8     |
| South Carolina    | 23          | 35         | 10  | 6   | 29  | 13  | 46       | 12    |
| Missouri          | 25          | 50         | 14  | 16  | 34  | 11  | 61       | 14    |

## Comparison Statistics (Auburn/Opponent)

| Opponent          | 1st   | 2nd   | Score | Mar  | Total FG    | FG Pct    | 3-Pointers  | 3FG Pct   | Free Throws | FT Pct     | Reb.  | Mar  | Assist | TO    | Bk  | Stl   | Fouls |
|-------------------|-------|-------|-------|------|-------------|-----------|-------------|-----------|-------------|------------|-------|------|--------|-------|-----|-------|-------|
| USC Upstate       | 40-9  | 42-32 | 82-41 | +41  | 30-65/14-49 | .462/.286 | 8-20/7-21   | .400/.333 | 14-17/6-6   | .824/1.000 | 45/26 | +19  | 19/13  | 14/25 | 1/0 | 13/9  | 7/19  |
| Samford           | 38-26 | 28-38 | 66-64 | +2   | 22-60/25-48 | .367/.521 | 7-25/8-22   | .280/.364 | 15-23/6-10  | .652/.600  | 33/32 | +1   | 11/14  | 12/21 | 1/2 | 14/7  | 14/19 |
| Gardner-Webb      | 49-28 | 48-33 | 97-61 | +36  | 39-73/20-68 | .534/.294 | 2-11/9-37   | .182/.243 | 12-17/17-29 | .706/.586  | 47/41 | +6   | 16/11  | 11/24 | 3/2 | 16/7  | 17/23 |
| at Houston        | 17-34 | 44-37 | 61-71 | (10) | 22-61/26-64 | .361/.406 | 2-12/10-30  | .333/.167 | 15-20/9-12  | .750/.750  | 45/34 | +11  | 9/18   | 23/17 | 4/1 | 10/11 | 18/21 |
| South Alabama     | 28-34 | 46-32 | 74-66 | +8   | 23-65/21-56 | .356/.375 | 8-22/7-19   | .364/.368 | 20-26/17-27 | .769/.630  | 44/37 | +7   | 10/11  | 16/21 | 3/5 | 12/15 | 20/21 |
| Stephen F. Austin | 27-27 | 27-40 | 54-67 | (13) | 19-56/22-54 | .339/.407 | 2-15/7-25   | .133/.280 | 14-23/16-21 | .609/.762  | 34/43 | (9)  | 7/12   | 19/24 | 5/2 | 14/7  | 23/21 |
| North Florida     | 44-32 | 50-47 | 94-81 | +13  | 34-80/32-65 | .425/.492 | 11-28/10-31 | .393/.323 | 15-18/7-8   | .833/.875  | 48/34 | +14  | 16/17  | 15/22 | 3/0 | 16/8  | 16/18 |
| Belmont           | 28-45 | 29-33 | 57-78 | (21) | 22-60/30-62 | .367/.484 | 3-17/11-22  | .176/.500 | 10-17/7-11  | .588/.636  | 47/30 | +17  | 13/18  | 27/16 | 1/0 | 8/21  | 12/19 |
| at LSU            | 27-19 | 16-37 | 43-56 | (13) | 17-60/21-60 | .283/.350 | 3-18/0-9    | .167/.000 | 6-8/14-15   | .750/.933  | 39/43 | (4)  | 7/10   | 24/19 | 4/3 | 10/11 | 18/13 |
| Georgia           | 23-43 | 21-33 | 44-76 | (32) | 16-52/31-62 | .308/.500 | 1-11/5-14   | .091/.357 | 9-13/11-18  | .611/.692  | 27/43 | (16) | 2/18   | 27/22 | 2/6 | 12/13 | 13/16 |
| at Ole Miss       | 23-32 | 35-30 | 58-62 | (4)  | 23-55/22-49 | .418/.375 | 6-21/5-12   | .286/.417 | 6-8/13-18   | .750/.722  | 28/34 | (6)  | 18/19  | 17/19 | 0/4 | 12/10 | 15/11 |
| at Florida        | 21-35 | 33-33 | 54-68 | (14) | 19-68/25-59 | .279/.424 | 4-23/7-22   | .174/.318 | 12-15/11-14 | .800/.786  | 44/41 | +3   | 10/12  | 14/12 | 3/1 | 8/9   | 12/16 |
| Kentucky          | 32-40 | 39-36 | 71-76 | (5)  | 27-68/28-59 | .397/.475 | 5-19/10-28  | .263/.357 | 12-16/10-15 | .750/.667  | 41/38 | +3   | 13/20  | 14/15 | 2/2 | 7/9   | 15/14 |
| at Alabama        | 22-31 | 33-36 | 55-67 | (12) | 22-62/26-56 | .355/.464 | 4-19/7-21   | .211/.333 | 7-8/8-10    | .875/.800  | 38/33 | +5   | 13/16  | 15/14 | 2/2 | 11/5  | 15/9  |
| Texas A&M         | 27-33 | 42-51 | 69-84 | (15) | 26-63/31-60 | .413/.517 | 10-35/8-18  | .286/.444 | 7-8/14-18   | .875/.778  | 28/41 | (13) | 15/15  | 14/16 | 0/1 | 9/8   | 19/14 |
| at Arkansas       | 28-33 | 39-44 | 67-77 | (10) | 23-67/26-59 | .343/.441 | 2-14/11-32  | .143/.344 | 19-21/14-18 | .905/.778  | 50/30 | +20  | 8/17   | 13/9  | 0/2 | 6/5   | 18/19 |
| South Carolina    | 18-47 | 40-30 | 58-77 | (19) | 23-66/31-63 | .348/.492 | 7-15/6-12   | .467/.500 | 5-10/9-14   | .500/.643  | 29/51 | (22) | 11/15  | 9/17  | 3/6 | 7/4   | 15/12 |
| Missouri          | 42-45 | 33-40 | 75-85 | (10) | 27-57/34-61 | .474/.557 | 5-13/9-17   | .385/.529 | 16-21/8-12  | .762/.667  | 27/35 | (8)  | 11/20  | 10/13 | 3/1 | 7/7   | 12/18 |

**Game-by-Game Leaders**

|                   | <b>Points</b>            | <b>Rebounds</b>         | <b>Assists</b>          | <b>Steals</b>            | <b>Blocked Shots</b> |
|-------------------|--------------------------|-------------------------|-------------------------|--------------------------|----------------------|
| USC Upstate       | 16-Thompson/Jordan       | 7-Unique Thompson       | 5-Alaina Rice           | 4-M. Robinson-Nwagwu     | 1-Aicha Coulibaly    |
| Samford           | 16-Unique Thompson       | 11-Unique Thompson      | 4-Kira Lowery           | 5-Unique Thompson        | 1-Jala Jordan        |
| Gardner-Webb      | 21-Unique Thompson       | 12-Unique Thompson      | 4-Jala Jordan           | 5-Honesty Scott-Grayson  | 2-Romi Levy          |
| at Houston        | 26-Unique Thompson       | 23-Unique Thompson      | 2-Thompson/Coulibaly    | 2-(four players)         | 2-Romi Levy          |
| South Alabama     | 21-Unique Thompson       | 14-Unique Thompson      | 3-Levy/McFadden         | 5-Unique Thompson        | 3-Jala Jordan        |
| Stephen F. Austin | 16-Honesty Scott-Grayson | 14-Unique Thompson      | 2-Honesty Scott-Grayson | 4-Unique Thompson        | 2-Unique Thompson    |
| North Florida     | 19-Unique Thompson       | 18-Unique Thompson      | 5-Kira Lowery           | 3-(three players)        | 2-Unique Thompson    |
| Belmont           | 20-Unique Thompson       | 23-Unique Thompson      | 4-Honesty Scott-Grayson | 3-Honesty Scott-Grayson  | 1-Annie Hughes       |
| at LSU            | 12-Aicha Coulibaly       | 11-Romi Levy            | 2-(three players)       | 5-Romi Levy              | 1-(four players)     |
| Georgia           | 12-Keya Patton           | 4-Rice/Scott-Grayson    | 1-Scott-Grayson/Lowery  | 6-Romi Levy              | 1-Jordan/Coulibaly   |
| at Ole Miss       | 23-Honesty Scott-Grayson | 5-Honesty Scott-Grayson | 6-M. Robinson-Nwagwu    | 3-Scott-Grayson/Rob.-Nw. | (none)               |
| at Florida        | 18-Honesty Scott-Grayson | 14-Unique Thompson      | 4-Unique Thompson       | 2-Thompson/Scott-Grayson | 2-Aicha Coulibaly    |
| Kentucky          | 22-Unique Thompson       | 10-Unique Thompson      | 7-Romi Levy             | 3-Honesty Scott-Grayson  | 2-Unique Thompson    |
| at Alabama        | 17-Honesty Scott-Grayson | 10-Unique Thompson      | 4-Honesty Scott-Grayson | 5-Honesty Scott-Grayson  | 1-Jordan/Hughes      |
| Texas A&M         | 21-Honesty Scott-Grayson | 7-Unique Thompson       | 5-Alaina Rice           | 3-Thompson/Scott-Grayson | (none)               |
| at Arkansas       | 18-Unique Thompson       | 19-Unique Thompson      | 3-Honesty Scott-Grayson | 2-Patton/Lowery          | (none)               |
| South Carolina    | 15-Honesty Scott-Grayson | 8-Unique Thompson       | 3-Romi Levy             | 3-Unique Thompson        | 1-(three players)    |
| Missouri          | 30-Honesty Scott-Grayson | 13-Unique Thompson      | 3-Unique Thompson       | 2-Thompson/Scott-Grayson | 1-(three players)    |

**2020-21 Starting Lineups**

|                   | <b>Point Guard (1)</b> | <b>Wing (2)</b> | <b>Wing (3)</b>       | <b>Wing (4)</b> | <b>Post (5)</b> |
|-------------------|------------------------|-----------------|-----------------------|-----------------|-----------------|
| USC Upstate       | Kira Lowery            | Annie Hughes    | Honesty Scott-Grayson | Aicha Coulibaly | Unique Thompson |
| Samford           | Kira Lowery            | Annie Hughes    | Honesty Scott-Grayson | Aicha Coulibaly | Unique Thompson |
| Gardner-Webb      | Kira Lowery            | Annie Hughes    | Honesty Scott-Grayson | Aicha Coulibaly | Unique Thompson |
| at Houston        | Kira Lowery            | Romi Levy       | Honesty Scott-Grayson | Aicha Coulibaly | Unique Thompson |
| South Alabama     | Kira Lowery            | Annie Hughes    | Honesty Scott-Grayson | Jala Jordan     | Unique Thompson |
| Stephen F. Austin | Kira Lowery            | Annie Hughes    | Honesty Scott-Grayson | Jala Jordan     | Unique Thompson |
| North Florida     | Kira Lowery            | Annie Hughes    | Honesty Scott-Grayson | Jala Jordan     | Unique Thompson |
| Belmont           | Kira Lowery            | Annie Hughes    | Honesty Scott-Grayson | Jala Jordan     | Unique Thompson |
| at LSU            | Alaina Rice            | Sania Wells     | Honesty Scott-Grayson | Romi Levy       | Jala Jordan     |
| Georgia           | Alaina Rice            | Keya Patton     | Honesty Scott-Grayson | Romi Levy       | Jala Jordan     |
| at Ole Miss       | Alaina Rice            | Keya Patton     | Honesty Scott-Grayson | Romi Levy       | Jala Jordan     |
| at Florida        | M.Robinson-Nwagwu      | Annie Hughes    | Honesty Scott-Grayson | Romi Levy       | Unique Thompson |
| Kentucky          | M.Robinson-Nwagwu      | Annie Hughes    | Honesty Scott-Grayson | Romi Levy       | Unique Thompson |
| at Alabama        | M.Robinson-Nwagwu      | Annie Hughes    | Honesty Scott-Grayson | Romi Levy       | Unique Thompson |
| Texas A&M         | Alaina Rice            | Keya Patton     | Honesty Scott-Grayson | Romi Levy       | Unique Thompson |
| at Arkansas       | Alaina Rice            | Keya Patton     | Honesty Scott-Grayson | Romi Levy       | Unique Thompson |
| South Carolina    | Alaina Rice            | Keya Patton     | Honesty Scott-Grayson | Romi Levy       | Unique Thompson |
| Missouri          | Alaina Rice            | Keya Patton     | Honesty Scott-Grayson | Romi Levy       | Unique Thompson |

**Record by Starting Lineup**

|   |            |
|---|------------|
| Lowery, Hughes, Scott-Grayson, Coulibaly, Thompson .....    | 3-0 (.000) |
| Lowery, Levy, Scott-Grayson, Coulibaly, Thompson .....      | 0-1 (.000) |
| Lowery, Hughes, Scott-Grayson, Jordan, Thompson .....       | 3-1 (.750) |
| Rice, Wells, Scott-Grayson, Levy, Jordan.....               | 0-1 (.000) |
| Rice, Patton, Scott-Grayson, Levy, Jordan.....              | 0-2 (.000) |
| Robinson-Nwagwu, Hughes, Scott-Grayson, Levy, Thompson..... | 0-3 (.000) |
| Rice, Patton, Scott-Grayson, Levy, Thompson....             | 0-4 (.000) |



# Terri

# WILLIAMS-FLOURNOY

Head Coach

Ninth Season at Auburn • 17th as a Head Coach • 29th Season in coaching

Hampton, Va. • Penn State, 1991

- *Has taken her teams to postseason appearances in nine of the last 12 years, including six NCAA Tournament appearances*

- *Has had seven players selected to All-SEC teams*
- *Auburn has forced an average of 20.0+ turnovers per game under Coach Flo*
- *Led Auburn to the postseason in five of eight seasons, advancing to WNIT Quarterfinals in 2013 and Third Round in 2014, along with NCAA Tournament in 2016, 2017 and 2019*
- *Won her 100th game at Auburn on Feb. 8, 2018, defeating LSU 70-62*
- *Picked up her 200th career head coaching victory Dec. 5, 2015 at home vs. East Carolina*
- *Won 250th career game at Xavier (La.) on Nov. 28, 2018*
- *Recorded her 400th career win as a collegiate coach in Auburn's 68-58 win over Hofstra on Dec. 9, 2012*
- *Won her 500th game as a collegiate coach with victory over Louisiana-Lafayette on Nov. 25, 2018*

- *Picked up first SEC win in 50-47 win over #23 Arkansas in 2013*
- *Earned second win over ranked opponent at Auburn and snapped 21-game skid to #16 Vanderbilt with 68-62 win in Nashville on Feb. 13, 2014*
- *Picked up first top-10 win with a 66-61 victory over #7 Kentucky on Jan. 3, 2016*
- *Has 283 wins as a head coach and 251 as an assistant for a .610 winning percentage over 28 years as a collegiate coach*
- *Has been part of six conference championships and 21 post-season appearances as an assistant and head coach*
- *2010 Black Coaches Association Coach of the Year*
- *Served as an assistant coach for Team USA that won a gold medal at the 2011 World University Games in Shenzhen, China*
- *Coached teams to 15 NCAA Tournament appearances, nine as an assistant and six as a head coach*
- *Has coached 25 players that have gone on to the professional ranks, including seven in the WNBA*
- *As an assistant, helped coach Georgia to an NCAA Final Four appearance and two NCAA Elite Eight appearances*
- *Coached three Georgetown players to three all-conference honors and one All-America award*
- *Has a 622-387 record in 33 seasons as a head coach, assistant coach and player*
- *Helped coach Georgetown to a Big East title in 1992*
- *As an assistant coach at Southwest Missouri State, helped the team to two straight NCAA Tournaments and two consecutive Missouri Valley Conference Tournament titles*

|  |                       |                   |
|--|-----------------------|-------------------|
| <b>All-time record as player and coach:</b>  | <b>622-387 (.617)</b> | <b>33 seasons</b> |
| <b>Record as collegiate player:</b>          | <b>88-36 (.709)</b>   | <b>4 seasons</b>  |
| <b>Record as collegiate coach:</b>           | <b>534-351 (.604)</b> | <b>29 seasons</b> |
| <b>Record as collegiate assistant coach:</b> | <b>251-117 (.683)</b> | <b>12 seasons</b> |
| <b>Record as collegiate head coach:</b>      | <b>283-236 (.545)</b> | <b>17 seasons</b> |
| <b>Record as Auburn head coach:</b>          | <b>140-132 (.515)</b> | <b>9 seasons</b>  |

## Williams-FLOURNOY Year-by-Year

### Penn State, Player (1987-91)

| Year    | Record | Conf. | Other Information |
|---------|--------|-------|-------------------|
| 1987-88 | 20-13  | 11-7  | NCAA Second Round |
| 1988-89 | 14-14  | 12-6  |                   |
| 1989-90 | 25-7   | 15-3  | NCAA Second Round |
| 1990-91 | 29-2   | 17-1  | NCAA Second Round |

### Georgetown, Assistant Coach (1992-96)

| Year    | Record | Conf. | Other Information                   |
|---------|--------|-------|-------------------------------------|
| 1992-93 | 23-7   | 15-3  | Big East Champions<br>NCAA Sweet 16 |
| 1993-94 | 12-15  | 6-12  |                                     |
| 1994-95 | 11-17  | 6-12  |                                     |
| 1995-96 | 12-15  | 7-11  |                                     |

### Georgia, Assistant Coach (1996-2002)

| Year      | Record | Conf. | Other Information                             |
|-----------|--------|-------|---|
| 1996-97   | 25-6   | 11-1  | SEC Champions<br>NCAA Elite Eight             |
| 1997-98   | 17-11  | 8-6   | NCAA First Round                              |
| 1998-99   | 27-7   | 9-5   | NCAA Final Four                               |
| 1999-2000 | 32-4   | 13-1  | SEC Champions<br>NCAA Elite Eight             |
| 2000-01   | 27-6   | 11-3  | SEC Tournament Champions<br>NCAA Second Round |
| 2001-02   | 19-11  | 6-8   | NCAA First Round                              |

### Southwest Missouri State, Assistant Coach (2002-04)

| Year    | Record | Conf. | Other Information   |
|---------|--------|-------|---|
| 2002-03 | 18-13  | 11-7  | MVC Tournament Champions<br>NCAA First Round                              |
| 2003-04 | 28-4   | 16-2  | Missouri Valley Champions<br>MVC Tournament Champions<br>NCAA First Round |

### Georgetown, Head Coach (2004-12)

| Year    | Record | Conf. | Other Information  |
|---------|--------|-------|--------------------|
| 2004-05 | 12-16  | 7-9   |                    |
| 2005-06 | 10-17  | 3-13  |                    |
| 2006-07 | 13-16  | 3-13  |                    |
| 2007-08 | 15-14  | 5-11  |                    |
| 2008-09 | 20-14  | 7-9   | WNIT Quarterfinals |
| 2009-10 | 26-7   | 13-3  | NCAA Second Round  |
| 2010-11 | 24-11  | 9-7   | NCAA Sweet 16      |
| 2011-12 | 23-9   | 11-5  | NCAA Second Round  |

### Auburn, Head Coach (2012-present)

| Year    | Record | Conf. | Other Information  |
|---------|--------|-------|--------------------|
| 2012-13 | 19-15  | 5-11  | WNIT Quarterfinals |
| 2013-14 | 19-15  | 7-9   | WNIT Third Round   |
| 2014-15 | 13-18  | 3-13  |                    |
| 2015-16 | 20-13  | 8-8   | NCAA Second Round  |
| 2016-17 | 17-15  | 7-9   | NCAA First Round   |
| 2017-18 | 14-15  | 5-11  |                    |
| 2018-19 | 22-10  | 9-7   | NCAA First Round   |
| 2019-20 | 11-18  | 4-12  |                    |
| 2020-21 | 5-13   | 0-10  |                    |





# Alycia REESE

# #0

Junior • Guard • 5-9

Columbus, Ga.

Carver HS | Chattahoochee Valley CC (Ala.)

- Scored season-best 10 points on 4-6 shooting, hit Auburn's only two 3-pointers at Houston (12/5)
- Hit four free throws, had one rebound in Auburn debut vs. USC Upstate (11/25)
- Signed with Auburn in the spring of 2020
- Played two seasons at CVCC in Phenix City; appeared in all 24 games as a sophomore in 2019-20; first-team all-conference selection
- Led CVCC with 12.8 points along with 3.8 rebounds, 1.6 assists, 1.5 steals per game in 2019-20
- All-state selection at Carver HS as a junior in 2017; led team to state runner-up finish
- Has a 3-year-old son, Andrew

**SEASON/CAREER HIGHS**

|                     |    |                        |          |
|---------------------|----|------------------------|----------|
| Points              | 10 | at Houston             | 12/5/20  |
| Rebounds            | 4  | vs. Kentucky           | 1/21/21  |
| Assists             | 1  | 3x; last vs. Texas A&M | 1/28/21  |
| Blocks              |    |                        |          |
| Steals              | 1  | 2x; last at Alabama    | 1/24/21  |
| Field Goals         | 4  | at Houston             | 12/5/20  |
| Field Goal Attempts | 6  | 2x; last at Alabama    | 1/24/21  |
| 3-Point Field Goals | 2  | at Houston             | 12/5/20  |
| 3-Point FG Attempts | 5  | at Alabama             | 1/24/21  |
| Free Throws         | 4  | vs. USC Upstate        | 11/25/20 |
| Free Throw Attempts | 4  | vs. USC Upstate        | 11/25/20 |

| Opponent             | Start | Min. | FG-A | 3PT-A | FT-A | 0-D-T   | PF | Ast. | TO | Blk. | St. | Pts. |
|----------------------|-------|------|------|-------|------|---------|----|------|----|------|-----|------|
| USC UPSTATE          |       | 4    | 0-1  | 0-1   | 4-4  | 0-1-1   | 1  | 0    | 0  | 0    | 0   | 4    |
| SAMFORD              |       |      |      |       |      | --DNP-- |    |      |    |      |     |      |
| GARDNER-WEBB         |       | 9    | 1-1  | 0-0   | 0-0  | 0-0-0   | 0  | 0    | 1  | 0    | 0   | 2    |
| at Houston           |       | 16   | 4-6  | 2-3   | 0-0  | 0-1-1   | 0  | 1    | 1  | 0    | 1   | 10   |
| SOUTH ALABAMA        |       |      |      |       |      | --DNP-- |    |      |    |      |     |      |
| STEPHEN F. AUSTIN    |       |      |      |       |      | --DNP-- |    |      |    |      |     |      |
| NORTH FLORIDA        |       |      |      |       |      | --DNP-- |    |      |    |      |     |      |
| BELMONT              |       |      |      |       |      | --DNP-- |    |      |    |      |     |      |
| at LSU               |       | 8    | 0-0  | 0-0   | 2-2  | 0-1-1   | 0  | 0    | 0  | 0    | 0   | 2    |
| GEORGIA              |       | 5    | 0-0  | 0-0   | 0-0  | 0-0-0   | 0  | 0    | 0  | 0    | 0   | 0    |
| at Ole Miss          |       | 4    | 0-2  | 0-2   | 0-0  | 0-0-0   | 0  | 1    | 0  | 0    | 0   | 0    |
| at Florida           |       |      |      |       |      | --DNP-- |    |      |    |      |     |      |
| KENTUCKY             |       | 21   | 1-4  | 1-4   | 0-0  | 1-3-4   | 1  | 0    | 2  | 0    | 0   | 3    |
| at Alabama           |       | 19   | 1-6  | 1-5   | 0-0  | 1-0-1   | 3  | 0    | 1  | 0    | 1   | 3    |
| TEXAS A&M            |       | 8    | 0-2  | 0-2   | 0-0  | 0-0-0   | 0  | 1    | 0  | 0    | 0   | 0    |
| at Arkansas          |       | 4    | 0-0  | 0-0   | 0-0  | 1-0-1   | 0  | 0    | 0  | 0    | 0   | 0    |
| SOUTH CAROLINA       |       | 4    | 0-0  | 0-0   | 0-0  | 0-0-0   | 1  | 0    | 0  | 0    | 0   | 0    |
| MISSOURI             |       |      |      |       |      | --DNP-- |    |      |    |      |     |      |
| at Georgia           |       |      |      |       |      |         |    |      |    |      |     |      |
| ALABAMA              |       |      |      |       |      |         |    |      |    |      |     |      |
| at Mississippi State |       |      |      |       |      |         |    |      |    |      |     |      |
| ARKANSAS             |       |      |      |       |      |         |    |      |    |      |     |      |
| at Tennessee         |       |      |      |       |      |         |    |      |    |      |     |      |

**REESE'S CAREER STATISTICS (at Auburn)**

| Season  | gp-gs | min/avg | Total  |      | 3-Point |      | F-Throws |       | Rebounds |     |     |     | Scoring |    |     |    |     |     |     |     |
|---------|-------|---------|--------|------|---------|------|----------|-------|----------|-----|-----|-----|---------|----|-----|----|-----|-----|-----|-----|
|         |       |         | fg-fga | pct  | fg-fga  | pct  | ft-fa    | pct   | off      | def | tot | avg | pf      | fo | ast | to | blk | stl | pts | avg |
| 2020-21 | 11-0  | 101/9.2 | 7-22   | .318 | 4-17    | .235 | 6-6      | 1.000 | 3        | 6   | 9   | 0.8 | 6       | 0  | 3   | 5  | 0   | 2   | 24  | 2.2 |
| TOTAL   | 11-0  | 101/9.2 | 7-22   | .318 | 4-17    | .235 | 6-6      | 1.000 | 3        | 6   | 9   | 0.8 | 6       | 0  | 3   | 5  | 0   | 2   | 24  | 2.2 |



# Keya PATTON

# #1

Junior • Guard • 5-6

Indianapolis, Ind.

Cathedral HS | Wabash Valley College (Ill.)

- Made first Auburn start vs. Georgia (1/3); scored 12 points in season-high 27 minutes
- Scored 14 points off the bench in win over Gardner-Webb (12/1)
- Scored 6 points, had 5 rebounds and 2 steals in Auburn debut vs. USC Upstate (11/25)
- Two-time NJCAA All-American at Wabash Valley College; first-team in 2020, third-team in 2019; 2020 regional player of the year
- Scored over 1,000 points in two junior college seasons; set school record with 46 points vs. Olney Central College
- Averaged 20.8 points, 6.8 rebounds, 6.4 assists and 2.9 steals as a sophomore; had 10 double-doubles and a triple double
- Led Wabash Valley to 63-3 record in two seasons; sophomore postseason run cut short by pandemic
- Scored over 1,700 points in four-year high school career at Cathedral HS in Indianapolis; two-time first-team all-state selection

**SEASON/CAREER HIGHS**

|                     |    |                        |          |
|---------------------|----|------------------------|----------|
| Points              | 14 | vs. Gardner-Webb       | 12/1/20  |
| Rebounds            | 5  | vs. USC Upstate        | 11/25/20 |
| Assists             | 2  | 2x; last vs. Texas A&M | 1/28/21  |
| Blocks              | 1  | vs. Missouri           | 2/7/21   |
| Steals              | 2  | 3x; last at Arkansas   | 1/31/21  |
| Field Goals         | 5  | 2x; last at Arkansas   | 1/31/21  |
| Field Goal Attempts | 16 | at Arkansas            | 1/31/21  |
| 3-Point Field Goals | 3  | vs. Samford            | 11/28/20 |
| 3-Point FG Attempts | 7  | 2x; last vs. Texas A&M | 1/28/21  |
| Free Throws         | 6  | vs. Georgia            | 1/3/21   |
| Free Throw Attempts | 7  | vs. Georgia            | 1/3/21   |

| Opponent             | Start | Min. | FG-A | 3PT-A | FT-A | O-D-T   | PF | Ast. | TO | Blk. | St. | Pts. |
|----------------------|-------|------|------|-------|------|---------|----|------|----|------|-----|------|
| USC UPSTATE          |       | 18   | 2-6  | 1-2   | 1-2  | 2-3-5   | 0  | 1    | 1  | 0    | 2   | 6    |
| SAMFORD              |       | 20   | 3-9  | 3-7   | 0-0  | 0-1-1   | 2  | 0    | 1  | 0    | 0   | 9    |
| GARDNER-WEBB         |       | 16   | 5-9  | 0-2   | 4-6  | 1-0-1   | 0  | 2    | 0  | 0    | 1   | 14   |
| at Houston           |       | 22   | 2-10 | 0-2   | 2-2  | 1-0-1   | 2  | 1    | 2  | 0    | 2   | 6    |
| SOUTH ALABAMA        |       |      |      |       |      | --DNP-- |    |      |    |      |     |      |
| STEPHEN F. AUSTIN    |       | 11   | 0-2  | 0-0   | 0-0  | 0-2-2   | 1  | 0    | 0  | 0    | 0   | 0    |
| NORTH FLORIDA        |       | 3    | 0-0  | 0-0   | 0-0  | 0-0-0   | 1  | 0    | 2  | 0    | 0   | 0    |
| BELMONT              |       | 10   | 0-1  | 0-1   | 0-0  | 0-0-0   | 1  | 1    | 2  | 0    | 0   | 0    |
| at LSU               |       | 24   | 1-4  | 1-3   | 0-0  | 1-1-2   | 3  | 0    | 2  | 0    | 1   | 3    |
| GEORGIA              | *     | 27   | 3-9  | 0-1   | 6-7  | 2-1-3   | 1  | 0    | 2  | 0    | 1   | 12   |
| at Ole Miss          | *     | 28   | 2-6  | 2-4   | 0-0  | 0-2-2   | 2  | 1    | 2  | 0    | 0   | 6    |
| at Florida           |       |      |      |       |      | --DNP-- |    |      |    |      |     |      |
| KENTUCKY             |       |      |      |       |      | --DNP-- |    |      |    |      |     |      |
| at Alabama           |       |      |      |       |      | --DNP-- |    |      |    |      |     |      |
| TEXAS A&M            | *     | 30   | 1-8  | 0-7   | 3-3  | 0-1-1   | 0  | 2    | 0  | 0    | 0   | 5    |
| at Arkansas          | *     | 32   | 5-16 | 0-2   | 0-0  | 1-1-2   | 2  | 1    | 1  | 0    | 2   | 10   |
| SOUTH CAROLINA       | *     | 25   | 2-7  | 0-1   | 0-0  | 1-2-3   | 1  | 1    | 0  | 0    | 0   | 4    |
| MISSOURI             | *     | 30   | 3-6  | 0-1   | 2-3  | 0-1-1   | 3  | 1    | 1  | 1    | 1   | 8    |
| at Georgia           |       |      |      |       |      |         |    |      |    |      |     |      |
| ALABAMA              |       |      |      |       |      |         |    |      |    |      |     |      |
| at Mississippi State |       |      |      |       |      |         |    |      |    |      |     |      |
| ARKANSAS             |       |      |      |       |      |         |    |      |    |      |     |      |
| at Tennessee         |       |      |      |       |      |         |    |      |    |      |     |      |

**PATTON'S CAREER STATISTICS (at Auburn)**

| Season  | gp-gs | min/avg  | Total  |      | 3-Point |      | F-Throws |      | Rebounds |     |     |     | Scoring |    |     |    |     |     |     |     |
|---------|-------|----------|--------|------|---------|------|----------|------|----------|-----|-----|-----|---------|----|-----|----|-----|-----|-----|-----|
|         |       |          | fg-fga | pct  | fg-fga  | pct  | ft-fta   | pct  | off      | def | tot | avg | pf      | fo | ast | to | blk | stl | pts | avg |
| 2020-21 | 14-6  | 320/22.9 | 29-93  | .312 | 7-33    | .212 | 18-23    | .783 | 9        | 15  | 24  | 1.7 | 19      | 0  | 11  | 16 | 1   | 10  | 83  | 5.9 |
| TOTAL   | 14-6  | 320/22.9 | 29-93  | .312 | 7-33    | .212 | 18-23    | .783 | 9        | 15  | 24  | 1.7 | 19      | 0  | 11  | 16 | 1   | 10  | 83  | 5.9 |



# Sania WELLS

# #2

Sophomore • Guard • 5-7

Moss Point, Miss.

East Central HS

- Career-high 11 points, 3-6 on 3FG in 25 minutes off the bench in win over South Alabama (12/13)
- Scored 7 points in season-opener vs. USC Upstate (11/25)
- Played in 25 games as a freshman, averaging 8.6 minutes/game
- Averaged 1.6 points, 0.8 rebounds, 0.5 assists in 2019-20
- Scored season-high 8 points at Mississippi State (1/30/20) in return to her home state; career-high 21 minutes off the bench
- Ranked as No. 27 point guard nationally out of high school by ESPN HoopGurlz
- USA Today All-Mississippi Team as HS senior
- Averaged 27 points, 5 rebounds, 4 steals as HS senior

### SEASON HIGHS

|                     |    |                            |          |
|---------------------|----|----------------------------|----------|
| Points              | 11 | vs. South Alabama          | 12/13/20 |
| Rebounds            | 5  | at Florida                 | 1/17/21  |
| Assists             | 2  | 2x; last vs. South Alabama | 12/13/20 |
| Blocks              | 1  | vs. South Carolina         | 2/4/21   |
| Steals              | 1  | 7x; last vs. Missouri      | 2/7/21   |
| Field Goals         | 3  | 2x; last vs. South Alabama | 12/13/20 |
| Field Goal Attempts | 11 | at Florida                 | 1/17/21  |
| 3-Point Field Goals | 3  | vs. South Alabama          | 12/13/20 |
| 3-Point FG Attempts | 6  | vs. South Alabama          | 12/13/20 |
| Free Throws         | 3  | vs. Belmont                | 12/20/20 |
| Free Throw Attempts | 4  | 3x; last vs. Belmont       | 12/20/20 |


| Opponent             | Start | Min. | FG-A | 3PT-A | FT-A | O-D-T | PF | Ast. | TO | Blk. | St. | Pts. |
|----------------------|-------|------|------|-------|------|-------|----|------|----|------|-----|------|
| USC UPSTATE          |       | 12   | 3-6  | 1-3   | 0-0  | 0-0-0 | 0  | 1    | 0  | 0    | 0   | 7    |
| SAMFORD              |       | 3    | 0-0  | 0-0   | 0-0  | 0-0-0 | 0  | 0    | 0  | 0    | 0   | 0    |
| GARDNER-WEBB         |       | 14   | 0-2  | 0-1   | 2-2  | 0-1-1 | 3  | 2    | 2  | 0    | 1   | 2    |
| at Houston           |       | 16   | 0-5  | 0-1   | 0-0  | 1-0-1 | 1  | 0    | 0  | 0    | 0   | 0    |
| SOUTH ALABAMA        |       | 25   | 3-10 | 3-6   | 2-4  | 1-0-1 | 0  | 2    | 2  | 0    | 0   | 11   |
| STEPHEN F. AUSTIN    |       | 19   | 1-6  | 0-3   | 2-4  | 0-0-0 | 3  | 0    | 1  | 0    | 1   | 4    |
| NORTH FLORIDA        |       | 13   | 2-5  | 2-4   | 0-0  | 0-0-0 | 1  | 2    | 0  | 0    | 0   | 6    |
| BELMONT              |       | 23   | 2-7  | 1-3   | 3-4  | 0-0-0 | 0  | 1    | 2  | 0    | 0   | 8    |
| at LSU               | *     | 16   | 0-5  | 0-3   | 0-0  | 0-2-2 | 2  | 1    | 2  | 0    | 1   | 0    |
| GEORGIA              |       | 10   | 0-1  | 0-0   | 0-0  | 0-0-0 | 0  | 0    | 1  | 0    | 0   | 0    |
| at Ole Miss          |       | 11   | 1-4  | 0-0   | 2-2  | 0-0-0 | 0  | 1    | 0  | 0    | 1   | 4    |
| at Florida           |       | 26   | 2-11 | 0-2   | 1-2  | 2-3-5 | 1  | 0    | 2  | 0    | 1   | 5    |
| KENTUCKY             |       | 13   | 0-4  | 0-2   | 0-0  | 0-0-0 | 0  | 0    | 1  | 0    | 0   | 0    |
| at Alabama           |       | 9    | 0-4  | 0-1   | 0-0  | 0-2-2 | 1  | 0    | 1  | 0    | 0   | 0    |
| TEXAS A&M            |       | 4    | 0-1  | 0-1   | 0-0  | 0-0-0 | 1  | 0    | 0  | 0    | 0   | 0    |
| at Arkansas          |       | 7    | 0-1  | 0-0   | 0-0  | 1-0-1 | 4  | 1    | 1  | 0    | 0   | 0    |
| SOUTH CAROLINA       |       | 15   | 2-4  | 2-3   | 0-2  | 0-1-1 | 2  | 1    | 2  | 1    | 1   | 6    |
| MISSOURI             |       | 10   | 1-4  | 0-1   | 0-0  | 0-0-0 | 2  | 0    | 0  | 0    | 1   | 2    |
| at Georgia           |       |      |      |       |      |       |    |      |    |      |     |      |
| ALABAMA              |       |      |      |       |      |       |    |      |    |      |     |      |
| at Mississippi State |       |      |      |       |      |       |    |      |    |      |     |      |
| ARKANSAS             |       |      |      |       |      |       |    |      |    |      |     |      |
| at Tennessee         |       |      |      |       |      |       |    |      |    |      |     |      |

### CAREER HIGHS

|                     |    |                            |          |
|---------------------|----|----------------------------|----------|
| Points              | 11 | vs. South Alabama          | 12/13/20 |
| Rebounds            | 5  | at Florida                 | 1/17/21  |
| Assists             | 3  | vs. Middle Tennessee       | 11/29/19 |
| Blocks              | 1  | vs. South Carolina         | 2/4/21   |
| Steals              | 2  | vs. Alabama                | 1/12/20  |
| Field Goals         | 3  | 3x; last vs. South Alabama | 12/13/20 |
| Field Goal Attempts | 11 | at Florida                 | 1/17/21  |
| 3-Point Field Goals | 3  | vs. South Alabama          | 12/13/20 |
| 3-Point FG Attempts | 6  | vs. South Alabama          | 12/13/20 |
| Free Throws         | 3  | vs. Belmont                | 12/20/20 |
| Free Throw Attempts | 4  | 4x; last vs. Belmont       | 12/20/20 |

### WELLS' CAREER STATISTICS

| Season  | gp-gs | min/avg  | Total  |      | 3-Point |      | F-Throws |      | Rebounds |     |     |     | Scoring |    |     |    |     |     |     |     |
|---------|-------|----------|--------|------|---------|------|----------|------|----------|-----|-----|-----|---------|----|-----|----|-----|-----|-----|-----|
|         |       |          | fg-fga | pct  | fg-fga  | pct  | ft-fta   | pct  | off      | def | tot | avg | pf      | fo | ast | to | blk | stl | pts | avg |
| 2019-20 | 25-0  | 214/8.6  | 14-47  | .298 | 3-17    | .176 | 10-14    | .714 | 5        | 15  | 20  | 0.8 | 26      | 0  | 13  | 17 | 0   | 5   | 41  | 1.6 |
| 2020-21 | 18-1  | 239/13.3 | 17-80  | .213 | 9-34    | .265 | 12-20    | .600 | 5        | 9   | 14  | 0.8 | 21      | 0  | 12  | 17 | 1   | 7   | 55  | 3.1 |
| TOTAL   | 43-1  | 453/10.5 | 31-127 | .244 | 12-51   | .235 | 22-34    | .647 | 10       | 24  | 34  | 0.8 | 47      | 0  | 25  | 34 | 1   | 12  | 96  | 2.2 |



# Annie HUGHES

# #3

Sophomore • Guard • 5-9

Dutton, Ala.

Pisgah HS

- Career-high 17 points, 7 rebounds, 3 steals in win over North Florida (12/17)
- Season-high 11 points, career-high three 3-pointers in win over South Alabama (12/13)
- Scored 6 points in first five minutes vs. Gardner-Webb (12/1); also added 4 rebounds, 1 assists, 1 steal
- Appeared in all 29 games as a freshman, earning 7 starts
- Averaged 3.6 points, 1.3 rebounds, 0.7 assists, 0.5 steals while playing 16.8 minutes/game
- Shot 45.2% from the field (42-93) and 34.2% (13-38) from 3-point range as a freshman
- Earned start in first collegiate game vs. Wofford (11/6/19); scored 10 points along with 4 assists and 3 steals
- 2019 Alabama Miss Basketball, first to attend Auburn since Whitney Boddie in 2005
- Averaged 21.4 points, 7.0 rebounds, 4.2 assists, 3.5 steals as HS senior; led Pisgah HS to back-to-back state titles in '18 and '19

### SEASON HIGHS

|                     |    |                            |          |
|---------------------|----|----------------------------|----------|
| Points              | 17 | vs. North Florida          | 12/17/20 |
| Rebounds            | 7  | vs. North Florida          | 12/17/20 |
| Assists             | 1  | 8x; last at Alabama        | 1/24/21  |
| Blocks              | 1  | 2x; last at Alabama        | 1/24/21  |
| Steals              | 3  | vs. North Florida          | 12/17/20 |
| Field Goals         | 7  | vs. North Florida          | 12/17/20 |
| Field Goal Attempts | 16 | vs. North Florida          | 12/17/20 |
| 3-Point Field Goals | 3  | 2x; last vs. North Florida | 12/17/20 |
| 3-Point FG Attempts | 8  | vs. North Florida          | 12/17/20 |
| Free Throws         | 2  | vs. Gardner-Webb           | 12/1/20  |
| Free Throw Attempts | 3  | vs. Samford                | 11/28/20 |

### CAREER HIGHS

|                     |    |                            |          |
|---------------------|----|----------------------------|----------|
| Points              | 17 | vs. North Florida          | 12/17/20 |
| Rebounds            | 7  | 2x; last vs. North Florida | 12/17/20 |
| Assists             | 4  | vs. Wofford                | 11/6/19  |
| Blocks              | 1  | 2x; last at Alabama        | 1/24/21  |
| Steals              | 3  | 2x; last vs. North Florida | 12/17/20 |
| Field Goals         | 7  | vs. North Florida          | 12/17/20 |
| Field Goal Attempts | 16 | vs. North Florida          | 12/17/20 |
| 3-Point Field Goals | 3  | 2x; last vs. North Florida | 12/17/20 |
| 3-Point FG Attempts | 8  | vs. North Florida          | 12/17/20 |
| Free Throws         | 2  | 2x; last vs. Gardner-Webb  | 12/1/20  |
| Free Throw Attempts | 4  | vs. Middle Tennessee       | 11/29/19 |

| Opponent             | Start | Min. | FG-A | 3PT-A | FT-A | O-D-T | PF | Ast. | TO | Blk. | St. | Pts. |
|----------------------|-------|------|------|-------|------|-------|----|------|----|------|-----|------|
| USC UPSTATE          | *     | 10   | 0-1  | 0-0   | 0-0  | 1-0-1 | 0  | 0    | 0  | 0    | 0   | 0    |
| SAMFORD              | *     | 21   | 2-7  | 0-3   | 1-3  | 1-0-1 | 2  | 1    | 1  | 0    | 1   | 5    |
| GARDNER-WEBB         | *     | 20   | 2-4  | 0-0   | 2-2  | 1-3-4 | 1  | 1    | 1  | 0    | 1   | 6    |
| at Houston           |       | 13   | 0-0  | 0-0   | 0-0  | 1-2-3 | 0  | 1    | 1  | 0    | 0   | 0    |
| SOUTH ALABAMA        | *     | 32   | 4-8  | 3-5   | 0-0  | 0-3-3 | 3  | 0    | 0  | 0    | 2   | 11   |
| STEPHEN F. AUSTIN    | *     | 25   | 2-4  | 0-2   | 1-2  | 3-0-3 | 2  | 0    | 0  | 0    | 2   | 5    |
| NORTH FLORIDA        | *     | 31   | 7-16 | 3-8   | 0-0  | 4-3-7 | 3  | 1    | 1  | 0    | 3   | 17   |
| BELMONT              | *     | 25   | 3-6  | 1-2   | 0-0  | 2-2-4 | 2  | 1    | 3  | 1    | 1   | 7    |
| at LSU               |       | 6    | 1-1  | 0-0   | 0-0  | 0-0-0 | 0  | 0    | 2  | 0    | 0   | 2    |
| GEORGIA              |       | 23   | 1-2  | 0-0   | 1-2  | 0-3-3 | 1  | 0    | 3  | 0    | 1   | 3    |
| at Ole Miss          |       | 12   | 0-0  | 0-0   | 0-0  | 0-1-1 | 0  | 1    | 1  | 0    | 2   | 0    |
| at Florida           | *     | 30   | 2-10 | 1-5   | 1-2  | 1-2-3 | 1  | 1    | 0  | 0    | 1   | 6    |
| KENTUCKY             | *     | 17   | 1-2  | 0-1   | 1-1  | 0-0-0 | 1  | 0    | 0  | 0    | 1   | 3    |
| at Alabama           | *     | 18   | 0-0  | 0-0   | 0-0  | 2-1-3 | 0  | 1    | 1  | 1    | 0   | 0    |
| TEXAS A&M            |       | 2    | 0-1  | 0-1   | 0-0  | 0-0-0 | 1  | 0    | 1  | 0    | 0   | 0    |
| at Arkansas          |       | 5    | 0-0  | 0-0   | 0-0  | 0-1-1 | 0  | 0    | 0  | 0    | 0   | 0    |
| SOUTH CAROLINA       |       | 13   | 0-2  | 0-0   | 0-0  | 0-2-2 | 0  | 1    | 0  | 0    | 1   | 0    |
| MISSOURI             |       | 2    | 0-1  | 0-1   | 0-0  | 0-0-0 | 0  | 0    | 0  | 0    | 0   | 0    |
| at Georgia           |       |      |      |       |      |       |    |      |    |      |     |      |
| ALABAMA              |       |      |      |       |      |       |    |      |    |      |     |      |
| at Mississippi State |       |      |      |       |      |       |    |      |    |      |     |      |
| ARKANSAS             |       |      |      |       |      |       |    |      |    |      |     |      |
| at Tennessee         |       |      |      |       |      |       |    |      |    |      |     |      |

### HUGHES' CAREER STATISTICS

| Season  | gp-gs | min/avg  | Total  |      | 3-Point |      | F-Throws |      | Rebounds |     |     |     | Scoring |    |     |    |     |     |     |     |
|---------|-------|----------|--------|------|---------|------|----------|------|----------|-----|-----|-----|---------|----|-----|----|-----|-----|-----|-----|
|         |       |          | fg-fga | pct  | fg-fga  | pct  | ft-fga   | pct  | off      | def | tot | avg | pf      | fo | ast | to | blk | stl | pts | avg |
| 2019-20 | 29-7  | 491/16.9 | 42-93  | .452 | 13-38   | .342 | 6-13     | .462 | 20       | 17  | 37  | 1.3 | 29      | 0  | 19  | 21 | 0   | 14  | 103 | 3.6 |
| 2020-21 | 18-10 | 302/16.8 | 25-65  | .385 | 8-28    | .286 | 7-12     | .583 | 16       | 23  | 39  | 2.2 | 17      | 0  | 9   | 15 | 2   | 16  | 65  | 3.6 |
| TOTAL   | 47-17 | 793/16.9 | 67-158 | .424 | 21-66   | .318 | 13-25    | .520 | 36       | 40  | 76  | 1.6 | 46      | 0  | 28  | 36 | 2   | 30  | 168 | 3.6 |





# Riley DONAHUE

# #4

Freshman • Guard • 5-10

Atlanta, Ga.

Marist School

- Hit first collegiate shot attempt, a 3-pointer, in final minute vs. Gardner-Webb (12/1)
- Made collegiate debut with one minute of action vs. USC Upstate (11/25)
- Joined Auburn as a walk-on in summer of 2020
- Was a GHSA first-team all-region selection as a senior

**SEASON/CAREER HIGHS**

|                     |   |                  |         |
|---------------------|---|------------------|---------|
| Points              | 3 | vs. Gardner-Webb | 12/1/20 |
| Rebounds            |   |                  |         |
| Assists             |   |                  |         |
| Blocks              |   |                  |         |
| Steals              |   |                  |         |
| Field Goals         | 1 | vs. Gardner-Webb | 12/1/20 |
| Field Goal Attempts | 1 | vs. Gardner-Webb | 12/1/20 |
| 3-Point Field Goals | 1 | vs. Gardner-Webb | 12/1/20 |
| 3-Point FG Attempts | 1 | vs. Gardner-Webb | 12/1/20 |
| Free Throws         |   |                  |         |
| Free Throw Attempts |   |                  |         |

| Opponent             | Start | Min. | FG-A | 3PT-A | FT-A | O-D-T   | PF | Ast. | TO | Blk. | St. | Pts. |
|----------------------|-------|------|------|-------|------|---------|----|------|----|------|-----|------|
| USC UPSTATE          |       | 1    | 0-0  | 0-0   | 0-0  | 0-0-0   | 0  | 0    | 0  | 0    | 0   | 0    |
| SAMFORD              |       |      |      |       |      | --DNP-- |    |      |    |      |     |      |
| GARDNER-WEBB         |       | 2    | 1-1  | 1-1   | 0-0  | 0-0-0   | 0  | 0    | 1  | 0    | 0   | 3    |
| at Houston           |       |      |      |       |      | --DNP-- |    |      |    |      |     |      |
| SOUTH ALABAMA        |       | 1    | 0-0  | 0-0   | 0-0  | 0-0-0   | 1  | 0    | 0  | 0    | 0   | 0    |
| STEPHEN F. AUSTIN    |       |      |      |       |      | --DNP-- |    |      |    |      |     |      |
| NORTH FLORIDA        |       |      |      |       |      | --DNP-- |    |      |    |      |     |      |
| BELMONT              |       |      |      |       |      | --DNP-- |    |      |    |      |     |      |
| at LSU               |       |      |      |       |      | --DNP-- |    |      |    |      |     |      |
| GEORGIA              |       |      |      |       |      | --DNP-- |    |      |    |      |     |      |
| at Ole Miss          |       |      |      |       |      | --DNP-- |    |      |    |      |     |      |
| at Florida           |       |      |      |       |      | --DNP-- |    |      |    |      |     |      |
| KENTUCKY             |       |      |      |       |      | --DNP-- |    |      |    |      |     |      |
| at Alabama           |       |      |      |       |      | --DNP-- |    |      |    |      |     |      |
| TEXAS A&M            |       |      |      |       |      | --DNP-- |    |      |    |      |     |      |
| at Arkansas          |       |      |      |       |      | --DNP-- |    |      |    |      |     |      |
| SOUTH CAROLINA       |       |      |      |       |      | --DNP-- |    |      |    |      |     |      |
| MISSOURI             |       |      |      |       |      | --DNP-- |    |      |    |      |     |      |
| at Georgia           |       |      |      |       |      | --DNP-- |    |      |    |      |     |      |
| ALABAMA              |       |      |      |       |      | --DNP-- |    |      |    |      |     |      |
| at Mississippi State |       |      |      |       |      | --DNP-- |    |      |    |      |     |      |
| ARKANSAS             |       |      |      |       |      | --DNP-- |    |      |    |      |     |      |
| at Tennessee         |       |      |      |       |      | --DNP-- |    |      |    |      |     |      |

**DONAHUE'S CAREER STATISTICS**

| Season  | gp-gs | min/avg | Total  |       | 3-Point |       | F-Throws |      | Rebounds |     |     |     | Scoring |    |     |    |     |     |     |     |
|---------|-------|---------|--------|-------|---------|-------|----------|------|----------|-----|-----|-----|---------|----|-----|----|-----|-----|-----|-----|
|         |       |         | fg-fga | pct   | fg-fga  | pct   | ft-fta   | pct  | off      | def | tot | avg | pf      | fo | ast | to | blk | stl | pts | avg |
| 2020-21 | 3-0   | 2/0.7   | 1-1    | 1.000 | 1-1     | 1.000 | 0-0      | .000 | 0        | 0   | 0   | 0.0 | 1       | 0  | 0   | 1  | 0   | 0   | 3   | 1.0 |
| TOTAL   | 3-0   | 2/0.7   | 1-1    | 1.000 | 1-1     | 1.000 | 0-0      | .000 | 0        | 0   | 0   | 0.0 | 1       | 0  | 0   | 1  | 0   | 0   | 3   | 1.0 |



# Aicha COULIBALY

# #5

Freshman • Guard/Forward • 6-0

Mali

IMG Academy (Fla.)

- Led Auburn with season-high 12 points along with 5 rebounds at LSU (12/31)
- Scored 10 points along with 6 rebounds in win over Gardner-Webb (12/1)
- Earned start in first collegiate game vs. USC Upstate (11/25); finished with 4 points, 6 rebounds, 2 assists
- Played for Mali's national team at FIBA U16 African Championships in 2017, leading her team to tournament championship
- Named tournament MVP after scoring 21.8 points/game in that event
- Played high school basketball at IMG Academy in Florida
- Is Auburn's third women's basketball player from Africa, along with Crispina Correia (Cape Verde, 2001-03) and Khady Dieng (Senegal, 2013-17)

**SEASON/CAREER HIGHS**

|                     |    |                       |          |
|---------------------|----|-----------------------|----------|
| Points              | 12 | at LSU                | 12/31/20 |
| Rebounds            | 6  | vs. Gardner-Webb      | 12/1/20  |
| Assists             | 2  | 3x; last vs. Missouri | 2/7/21   |
| Blocks              | 2  | at Florida            | 1/17/21  |
| Steals              | 2  | vs. Georgia           | 1/2/21   |
| Field Goals         | 4  | 2x; last at LSU       | 12/31/20 |
| Field Goal Attempts | 8  | 3x; last vs. Missouri | 2/7/21   |
| 3-Point Field Goals | 1  | at LSU                | 12/31/20 |
| 3-Point FG Attempts | 3  | at LSU                | 12/31/20 |
| Free Throws         | 3  | at LSU                | 12/31/20 |
| Free Throw Attempts | 6  | vs. Gardner-Webb      | 12/1/20  |

| Opponent             | Start | Min. | FG-A | 3PT-A | FT-A | O-D-T   | PF | Ast. | TO | Blk. | St. | Pts. |
|----------------------|-------|------|------|-------|------|---------|----|------|----|------|-----|------|
| USC UPSTATE          | *     | 19   | 2-8  | 0-2   | 0-0  | 1-5-6   | 2  | 2    | 2  | 1    | 1   | 4    |
| SAMFORD              | *     | 15   | 2-5  | 0-2   | 0-0  | 2-2-4   | 1  | 1    | 0  | 0    | 0   | 4    |
| GARDNER-WEBB         | *     | 22   | 4-7  | 0-1   | 2-6  | 3-3-6   | 1  | 0    | 1  | 0    | 0   | 10   |
| at Houston           | *     | 12   | 0-2  | 0-0   | 0-2  | 1-2-3   | 3  | 2    | 1  | 1    | 0   | 0    |
| SOUTH ALABAMA        |       |      |      |       |      | --DNP-- |    |      |    |      |     |      |
| STEPHEN F. AUSTIN    |       | 19   | 2-5  | 0-2   | 0-1  | 0-4-4   | 1  | 1    | 2  | 1    | 1   | 4    |
| NORTH FLORIDA        |       | 9    | 0-3  | 0-1   | 2-2  | 1-1-2   | 0  | 0    | 0  | 0    | 0   | 2    |
| BELMONT              |       | 8    | 1-4  | 0-0   | 0-0  | 1-0-1   | 1  | 0    | 0  | 0    | 0   | 2    |
| at LSU               |       | 24   | 4-8  | 1-3   | 3-4  | 2-3-5   | 1  | 0    | 1  | 0    | 0   | 12   |
| GEORGIA              |       | 24   | 3-7  | 0-1   | 0-1  | 0-2-2   | 2  | 0    | 1  | 1    | 2   | 6    |
| at Ole Miss          |       | 15   | 2-6  | 0-0   | 0-0  | 1-1-2   | 1  | 1    | 1  | 0    | 0   | 4    |
| at Florida           |       | 16   | 0-1  | 0-1   | 0-0  | 1-0-1   | 0  | 0    | 2  | 2    | 1   | 0    |
| KENTUCKY             |       | 17   | 3-4  | 0-0   | 1-2  | 2-2-4   | 2  | 1    | 1  | 0    | 0   | 7    |
| at Alabama           |       | 13   | 0-2  | 0-1   | 0-0  | 0-3-3   | 3  | 0    | 2  | 0    | 0   | 0    |
| TEXAS A&M            |       | 24   | 3-6  | 0-2   | 0-0  | 1-2-3   | 2  | 1    | 1  | 0    | 1   | 6    |
| at Arkansas          |       | 19   | 1-3  | 0-0   | 2-2  | 0-4-4   | 2  | 0    | 0  | 0    | 0   | 4    |
| SOUTH CAROLINA       |       | 18   | 2-7  | 0-0   | 0-0  | 0-2-2   | 3  | 1    | 1  | 0    | 1   | 4    |
| MISSOURI             |       | 18   | 1-8  | 0-2   | 2-2  | 2-1-3   | 0  | 2    | 0  | 1    | 1   | 4    |
| at Georgia           |       |      |      |       |      |         |    |      |    |      |     |      |
| ALABAMA              |       |      |      |       |      |         |    |      |    |      |     |      |
| at Mississippi State |       |      |      |       |      |         |    |      |    |      |     |      |
| ARKANSAS             |       |      |      |       |      |         |    |      |    |      |     |      |
| at Tennessee         |       |      |      |       |      |         |    |      |    |      |     |      |

**COULIBALY'S CAREER STATISTICS**

| Season  | gp-gs | min/avg  | Total  |      | 3-Point |      | F-Throws |      |     | Rebounds |     |     |    | Scoring |     |    |     |     |     |     |
|---------|-------|----------|--------|------|---------|------|----------|------|-----|----------|-----|-----|----|---------|-----|----|-----|-----|-----|-----|
|         |       |          | fg-fga | pct  | fg-fga  | pct  | ft-fta   | pct  | off | def      | tot | avg | pf | fo      | ast | to | blk | stl | pts | avg |
| 2020-21 | 17-4  | 291/17.1 | 30-86  | .349 | 1-18    | .056 | 12-22    | .545 | 18  | 37       | 55  | 3.2 | 25 | 0       | 12  | 16 | 7   | 8   | 73  | 4.3 |
| TOTAL   | 17-4  | 291/17.1 | 30-86  | .349 | 1-18    | .056 | 12-22    | .545 | 18  | 37       | 55  | 3.2 | 25 | 0       | 12  | 16 | 7   | 8   | 73  | 4.3 |



# Kiyae' WHITE

# #10

Redshirt Junior • Forward • 6-2

Macungie, Pa.

Emmaus HS

- Made season debut vs. South Alabama; grabbed 3 rebounds in 4 minutes (12/13)
- Played in all 29 games as a redshirt sophomore, earning 14 starts; averaged 4.0 points, 4.8 rebounds in '19-20
- Shot 57.3% from the field (43-75) in 2019-20
- Scored career-high 15 points in season finale vs. Arkansas in 2020 SEC Tournament; also had 8 rebounds, 4 assists
- Had then-career high 12 points vs. St. Joseph's (11/24/19); was 3-4 from the field and 6-8 at FT line
- Career-high 11 rebounds in 2019-20 season-opener vs. Wofford while playing just 16 minutes
- Has two brothers that play in the NFL: Kevin White (49ers), Kyzir White (Chargers)

### SEASON HIGHS

|                     |                   |          |
|---------------------|-------------------|----------|
| Points              |                   |          |
| Rebounds            |                   |          |
| 3                   | vs. South Alabama | 12/13/20 |
| Assists             |                   |          |
| Blocks              |                   |          |
| Steals              |                   |          |
| Field Goals         |                   |          |
| Field Goal Attempts |                   |          |
| 2                   | vs. South Alabama | 12/13/20 |
| 3-Point Field Goals |                   |          |
| 3-Point FG Attempts |                   |          |
| Free Throws         |                   |          |
| Free Throw Attempts |                   |          |


| Opponent             | Start | Min. | FG-A | 3PT-A | FT-A | O-D-T   | PF | Ast. | TO | Blk. | St. | Pts. |
|----------------------|-------|------|------|-------|------|---------|----|------|----|------|-----|------|
| USC UPSTATE          |       |      |      |       |      | --DNP-- |    |      |    |      |     |      |
| SAMFORD              |       |      |      |       |      | --DNP-- |    |      |    |      |     |      |
| GARDNER-WEBB         |       |      |      |       |      | --DNP-- |    |      |    |      |     |      |
| at Houston           |       |      |      |       |      | --DNP-- |    |      |    |      |     |      |
| SOUTH ALABAMA        |       | 4    | 0-2  | 0-0   | 0-0  | 1-2-3   | 1  | 0    | 0  | 0    | 0   | 0    |
| STEPHEN F. AUSTIN    |       |      |      |       |      | --DNP-- |    |      |    |      |     |      |
| NORTH FLORIDA        |       |      |      |       |      | --DNP-- |    |      |    |      |     |      |
| BELMONT              |       |      |      |       |      | --DNP-- |    |      |    |      |     |      |
| at LSU               |       |      |      |       |      | --DNP-- |    |      |    |      |     |      |
| GEORGIA              |       |      |      |       |      | --DNP-- |    |      |    |      |     |      |
| at Ole Miss          |       |      |      |       |      | --DNP-- |    |      |    |      |     |      |
| at Florida           |       |      |      |       |      | --DNP-- |    |      |    |      |     |      |
| KENTUCKY             |       |      |      |       |      | --DNP-- |    |      |    |      |     |      |
| at Alabama           |       |      |      |       |      | --DNP-- |    |      |    |      |     |      |
| TEXAS A&M            |       |      |      |       |      | --DNP-- |    |      |    |      |     |      |
| at Arkansas          |       |      |      |       |      | --DNP-- |    |      |    |      |     |      |
| SOUTH CAROLINA       |       |      |      |       |      | --DNP-- |    |      |    |      |     |      |
| MISSOURI             |       |      |      |       |      | --DNP-- |    |      |    |      |     |      |
| at Georgia           |       |      |      |       |      | --DNP-- |    |      |    |      |     |      |
| ALABAMA              |       |      |      |       |      | --DNP-- |    |      |    |      |     |      |
| at Mississippi State |       |      |      |       |      | --DNP-- |    |      |    |      |     |      |
| ARKANSAS             |       |      |      |       |      | --DNP-- |    |      |    |      |     |      |
| at Tennessee         |       |      |      |       |      | --DNP-- |    |      |    |      |     |      |

### CAREER HIGHS

|                     |                               |          |
|---------------------|-------------------------------|----------|
| Points              |                               |          |
| 15                  | vs. Arkansas                  | 3/5/20   |
| Rebounds            |                               |          |
| 11                  | vs. Wofford                   | 11/6/19  |
| Assists             |                               |          |
| 4                   | vs. Wofford                   | 11/6/19  |
| Blocks              |                               |          |
| 1                   | 8x; last at Mississippi State | 1/30/20  |
| Steals              |                               |          |
| 3                   | 2x; last vs. Tennessee        | 3/1/20   |
| Field Goals         |                               |          |
| 7                   | vs. Arkansas                  | 3/5/20   |
| Field Goal Attempts |                               |          |
| 9                   | vs. Arkansas                  | 3/5/20   |
| 3-Point Field Goals |                               |          |
| 3-Point FG Attempts |                               |          |
| 1                   | at South Carolina             | 2/13/20  |
| Free Throws         |                               |          |
| 6                   | vs. St. Joseph's              | 11/24/19 |
| Free Throw Attempts |                               |          |
| 8                   | vs. St. Joseph's              | 11/24/19 |

### WHITE'S CAREER STATISTICS

| Season       | gp-gs        | min/avg         | Total         |             | 3-Point    |             | F-Throws     |             | Rebounds  |            |            |            |           | Scoring  |           |           |           |           |            |            |
|--------------|--------------|-----------------|---------------|-------------|------------|-------------|--------------|-------------|-----------|------------|------------|------------|-----------|----------|-----------|-----------|-----------|-----------|------------|------------|
|              |              |                 | fg-fga        | pct         | fg-fga     | pct         | ft-fa        | pct         | off       | def        | tot        | avg        | pf        | fo       | ast       | to        | blk       | stl       | pts        | avg        |
| 2018-19      | 29-0         | 199/6.9         | 15-39         | .385        | 0-0        | .000        | 8-14         | .571        | 23        | 28         | 51         | 1.8        | 27        | 0        | 9         | 10        | 1         | 2         | 38         | 1.3        |
| 2019-20      | 29-14        | 532/18.3        | 43-75         | .573        | 0-1        | .000        | 29-56        | .518        | 47        | 93         | 140        | 4.8        | 63        | 0        | 21        | 36        | 10        | 24        | 115        | 4.0        |
| 2020-21      | 1-0          | 4/4.0           | 0-2           | .000        | 0-0        | .000        | 0-0          | .000        | 1         | 2          | 3          | 3.0        | 1         | 0        | 0         | 0         | 0         | 0         | 0          | 0.0        |
| <b>TOTAL</b> | <b>59-14</b> | <b>735/12.5</b> | <b>58-116</b> | <b>.500</b> | <b>0-1</b> | <b>.000</b> | <b>37-70</b> | <b>.529</b> | <b>71</b> | <b>123</b> | <b>194</b> | <b>3.3</b> | <b>91</b> | <b>0</b> | <b>30</b> | <b>46</b> | <b>11</b> | <b>26</b> | <b>153</b> | <b>2.6</b> |



# Romi LEVY

# #11

Freshman • Forward • 6-2

Herzliya, Israel

Hof Hasharon HS

- Pulled down career-high 12 rebounds; missed double-double by 2 points at Arkansas (1/31)
- Had career-high 7 assists vs. Kentucky (1/21), most by an Auburn player so far in 2020-21
- Made second start at LSU, led team with 11 rebounds and 5 steals along with 8 points (12/31)
- Career-high 6 steals vs. Georgia (1/3)
- Career-high 12 points along with 5 rebounds in win over North Florida (12/17)
- Made collegiate debut vs. USC Upstate (11/25); finished with 8 points, 3 rebounds, 2 assists, 2 steals
- Competed in 2018 U18 Women's European Championships with Israeli national team
- Helped lead team to bronze medal, scoring 14 points in win over Lithuania and 13 points vs. Albania
- Completed mandatory national service in Israel before enrolling at Auburn

### SEASON/CAREER HIGHS

|                     |    |                            |          |
|---------------------|----|----------------------------|----------|
| Points              | 13 | at Ole Miss                | 1/7/21   |
| Rebounds            | 12 | at Arkansas                | 1/31/21  |
| Assists             | 7  | vs. Kentucky               | 1/21/21  |
| Blocks              | 2  | 2x; last at Houston        | 12/5/20  |
| Steals              | 6  | vs. Georgia                | 1/2/21   |
| Field Goals         | 6  | at Ole Miss                | 1/7/21   |
| Field Goal Attempts | 12 | at LSU                     | 12/31/20 |
| 3-Point Field Goals | 3  | vs. South Carolina         | 2/4/21   |
| 3-Point FG Attempts | 6  | at Florida                 | 1/17/21  |
| Free Throws         | 2  | 2x; last vs. North Florida | 12/17/20 |
| Free Throw Attempts | 2  | 6x; last at Arkansas       | 1/31/21  |

| Opponent             | Start | Min. | FG-A | 3PT-A | FT-A | O-D-T  | PF | Ast. | TO | Blk. | St. | Pts. |
|----------------------|-------|------|------|-------|------|--------|----|------|----|------|-----|------|
| USC UPSTATE          |       | 19   | 3-5  | 2-4   | 0-2  | 0-3-3  | 0  | 2    | 0  | 0    | 2   | 8    |
| SAMFORD              |       | 26   | 2-5  | 1-3   | 1-2  | 1-2-3  | 2  | 1    | 2  | 0    | 3   | 6    |
| GARDNER-WEBB         |       | 17   | 4-6  | 1-1   | 0-2  | 0-2-2  | 1  | 1    | 2  | 2    | 2   | 9    |
| at Houston           | *     | 15   | 0-2  | 0-1   | 0-0  | 0-1-1  | 2  | 0    | 2  | 2    | 0   | 0    |
| SOUTH ALABAMA        |       | 24   | 3-6  | 0-2   | 2-2  | 4-3-7  | 1  | 3    | 2  | 0    | 3   | 8    |
| STEPHEN F. AUSTIN    |       | 16   | 0-1  | 0-0   | 0-0  | 0-1-1  | 2  | 1    | 1  | 1    | 1   | 0    |
| NORTH FLORIDA        |       | 19   | 5-11 | 2-4   | 0-0  | 2-3-5  | 2  | 1    | 1  | 0    | 1   | 12   |
| BELMONT              |       | 14   | 1-4  | 0-2   | 0-0  | 2-1-3  | 2  | 0    | 2  | 0    | 1   | 2    |
| at LSU               | *     | 31   | 4-12 | 0-2   | 0-0  | 4-7-11 | 2  | 2    | 5  | 1    | 5   | 8    |
| GEORGIA              | *     | 34   | 0-7  | 0-4   | 0-0  | 0-3-3  | 2  | 0    | 2  | 0    | 6   | 0    |
| at Ole Miss          | *     | 33   | 6-10 | 1-5   | 0-0  | 0-4-4  | 3  | 2    | 0  | 0    | 2   | 13   |
| at Florida           | *     | 24   | 1-10 | 0-6   | 0-0  | 0-3-3  | 1  | 1    | 0  | 0    | 0   | 2    |
| KENTUCKY             | *     | 23   | 2-6  | 1-2   | 0-2  | 1-3-4  | 1  | 7    | 1  | 0    | 1   | 5    |
| at Alabama           | *     | 25   | 4-7  | 0-1   | 0-0  | 2-1-3  | 1  | 1    | 1  | 0    | 1   | 8    |
| TEXAS A&M            | *     | 16   | 2-6  | 2-5   | 0-0  | 1-3-4  | 4  | 2    | 0  | 0    | 0   | 6    |
| at Arkansas          | *     | 29   | 3-9  | 1-4   | 1-2  | 4-8-12 | 2  | 0    | 1  | 0    | 0   | 8    |
| SOUTH CAROLINA       | *     | 27   | 3-7  | 3-5   | 0-0  | 1-4-5  | 2  | 3    | 1  | 1    | 1   | 9    |
| MISSOURI             | *     | 25   | 3-5  | 1-2   | 0-0  | 0-1-1  | 3  | 1    | 1  | 1    | 0   | 7    |
| at Georgia           |       |      |      |       |      |        |    |      |    |      |     |      |
| ALABAMA              |       |      |      |       |      |        |    |      |    |      |     |      |
| at Mississippi State |       |      |      |       |      |        |    |      |    |      |     |      |
| ARKANSAS             |       |      |      |       |      |        |    |      |    |      |     |      |
| at Tennessee         |       |      |      |       |      |        |    |      |    |      |     |      |

### LEVY'S CAREER STATISTICS

| Season  | gp-gs | min/avg  | Total  |      | 3-Point |      | F-Throws |      | Rebounds |     |     |     |    | Scoring |     |    |     |     |     |     |
|---------|-------|----------|--------|------|---------|------|----------|------|----------|-----|-----|-----|----|---------|-----|----|-----|-----|-----|-----|
|         |       |          | fg-fga | pct  | fg-fga  | pct  | ft-fta   | pct  | off      | def | tot | avg | pf | fo      | ast | to | blk | stl | pts | avg |
| 2020-21 | 18-11 | 410/22.8 | 46-119 | .387 | 15-53   | .283 | 4-12     | .333 | 22       | 53  | 75  | 4.2 | 33 | 0       | 28  | 24 | 8   | 29  | 111 | 6.2 |
| TOTAL   | 18-11 | 410/22.8 | 46-119 | .387 | 15-53   | .283 | 4-12     | .333 | 22       | 53  | 75  | 4.2 | 33 | 0       | 28  | 24 | 8   | 29  | 111 | 6.2 |





# Kira LOWERY

# #13

Junior • Guard • 5-6

Memphis, Tenn.

Southwind HS | Dyersburg State CC (Tenn.)

- Led Auburn with career-high 5 assists, 3 steals in win over North Florida (12/17)
- Scored 12 points with team-best 4 assists, hit clutch free throws in win over Samford (11/28)
- Earned start in first Division I game vs. USC Upstate (11/25); finished with 4 points, 5 rebounds, 4 assists in team-best 24 minutes
- Was a third-team NJCAA All-American in 2020 at Dyersburg State CC in Tennessee
- Ranked third nationally in scoring with 23.3 points/game; second in the nation in steals with 4.0 points/game
- Led DSCC to a 24-8 record and 3rd-place finish in Tennessee Community College Athletic Association; named TCCAA's top offensive player
- Played high school ball at Southwind High School in Memphis; scored over 1,000 career points

**SEASON/CAREER HIGHS**

|                     |    |                            |          |
|---------------------|----|----------------------------|----------|
| Points              | 12 | vs. Samford                | 11/28/20 |
| Rebounds            | 5  | vs. USC Upstate            | 11/25/20 |
| Assists             | 5  | vs. North Florida          | 12/17/20 |
| Blocks              | 1  | 2x; last vs. North Florida | 12/17/20 |
| Steals              | 3  | vs. North Florida          | 12/17/20 |
| Field Goals         | 4  | vs. Samford                | 11/28/20 |
| Field Goal Attempts | 7  | vs. South Alabama          | 12/13/20 |
| 3-Point Field Goals | 1  | vs. Samford                | 11/28/20 |
| 3-Point FG Attempts | 2  | vs. Samford                | 11/28/20 |
| Free Throws         | 4  | vs. South Alabama          | 12/13/20 |
| Free Throw Attempts | 5  | vs. South Alabama          | 12/13/20 |

| Opponent             | Start | Min. | FG-A | 3PT-A | FT-A | O-D-T   | PF | Ast. | TO | Blk. | St. | Pts. |
|----------------------|-------|------|------|-------|------|---------|----|------|----|------|-----|------|
| USC UPSTATE          | *     | 24   | 1-2  | 0-0   | 2-2  | 0-5-5   | 0  | 4    | 4  | 0    | 0   | 4    |
| SAMFORD              | *     | 24   | 4-6  | 1-2   | 3-4  | 0-0-0   | 0  | 4    | 1  | 0    | 2   | 12   |
| GARDNER-WEBB         | *     | 19   | 1-4  | 0-0   | 1-1  | 1-0-1   | 0  | 0    | 1  | 0    | 0   | 3    |
| at Houston           | *     | 21   | 1-3  | 0-1   | 0-0  | 0-1-1   | 0  | 0    | 3  | 0    | 1   | 2    |
| SOUTH ALABAMA        | *     | 28   | 3-7  | 0-0   | 4-5  | 1-1-2   | 1  | 0    | 2  | 0    | 2   | 10   |
| STEPHEN F. AUSTIN    | *     | 20   | 1-2  | 0-0   | 0-0  | 0-1-1   | 4  | 1    | 4  | 1    | 2   | 2    |
| NORTH FLORIDA        | *     | 18   | 0-0  | 0-0   | 2-2  | 0-0-0   | 0  | 5    | 3  | 1    | 3   | 2    |
| BELMONT              | *     | 15   | 0-0  | 0-0   | 0-0  | 0-1-1   | 2  | 3    | 4  | 0    | 0   | 0    |
| at LSU               |       | 2    | 0-0  | 0-0   | 0-0  | 0-0-0   | 0  | 0    | 2  | 0    | 0   | 0    |
| GEORGIA              |       | 13   | 1-1  | 0-0   | 1-3  | 0-1-1   | 0  | 1    | 5  | 0    | 0   | 3    |
| at Ole Miss          |       | 12   | 0-1  | 0-0   | 0-0  | 0-1-1   | 2  | 1    | 0  | 0    | 0   | 0    |
| at Florida           |       |      |      |       |      | --DNP-- |    |      |    |      |     |      |
| KENTUCKY             |       |      |      |       |      | --DNP-- |    |      |    |      |     |      |
| at Alabama           |       | 5    | 0-0  | 0-0   | 0-0  | 0-1-1   | 1  | 1    | 1  | 0    | 1   | 0    |
| TEXAS A&M            |       | 5    | 0-0  | 0-0   | 0-0  | 0-1-1   | 0  | 1    | 0  | 0    | 0   | 0    |
| at Arkansas          |       | 15   | 2-4  | 0-1   | 0-0  | 0-0-0   | 2  | 1    | 1  | 0    | 2   | 4    |
| SOUTH CAROLINA       |       | 10   | 1-2  | 0-1   | 0-0  | 0-0-0   | 0  | 1    | 1  | 0    | 0   | 2    |
| MISSOURI             |       | 23   | 3-3  | 0-0   | 2-2  | 0-0-0   | 0  | 1    | 2  | 0    | 0   | 8    |
| at Georgia           |       |      |      |       |      |         |    |      |    |      |     |      |
| ALABAMA              |       |      |      |       |      |         |    |      |    |      |     |      |
| at Mississippi State |       |      |      |       |      |         |    |      |    |      |     |      |
| ARKANSAS             |       |      |      |       |      |         |    |      |    |      |     |      |
| at Tennessee         |       |      |      |       |      |         |    |      |    |      |     |      |

**LOWERY'S CAREER STATISTICS (at Auburn)**

| Season  | gp-gs | min/avg  | Total  |      | 3-Point |      | F-Throws |      | Rebounds |     |     |     | Scoring |    |     |    |     |     |     |     |
|---------|-------|----------|--------|------|---------|------|----------|------|----------|-----|-----|-----|---------|----|-----|----|-----|-----|-----|-----|
|         |       |          | fg-fga | pct  | fg-fga  | pct  | ft-fta   | pct  | off      | def | tot | avg | pf      | fo | ast | to | blk | stl | pts | avg |
| 2020-21 | 16-8  | 253/15.8 | 18-35  | .514 | 1-5     | .200 | 15-19    | .789 | 2        | 13  | 15  | 0.9 | 12      | 0  | 24  | 33 | 2   | 13  | 52  | 3.3 |
| TOTAL   | 16-8  | 253/15.8 | 18-35  | .514 | 1-5     | .200 | 15-19    | .789 | 2        | 13  | 15  | 0.9 | 12      | 0  | 24  | 33 | 2   | 13  | 52  | 3.3 |



# Jala JORDAN

# #14

Redshirt Sophomore • Forward • 6-2

Philadelphia, Pa.

IMG Academy (Fla.) | West Virginia

- Made first career start vs. South Alabama (12/13); had career-high 3 blocks along with 6 points, 5 rebounds, 2 assists
- Led Auburn with 4 assists vs. Gardner-Webb; also scored 11 points and had 5 rebounds (12/1)
- Tied for team lead with 16 points off the bench in season-opener vs. USC Upstate (11/25); was 4-6 on 3-pointers
- Sat out 2019-20 season per NCAA rules after transferring to Auburn from West Virginia in the 2019 offseason
- Appeared in 25 games as a freshman for WVU, averaging 1.7 points and 1.4 rebounds while playing 6.4 minutes/game
- Had season-high 6 points and 2 blocks at Texas Tech
- Rated No. 14 wing in class of 2018 by ESPN HoopGurlz
- Graduated from IMG Academy; also played at St. Francis (Ga.) HS, leading them to two GHSA state titles

### SEASON HIGHS

|                     |    |                            |          |
|---------------------|----|----------------------------|----------|
| Points              | 16 | vs. USC Upstate            | 11/25/20 |
| Rebounds            | 8  | vs. North Florida          | 12/17/20 |
| Assists             | 4  | vs. Gardner-Webb           | 12/1/20  |
| Blocks              | 3  | vs. South Alabama          | 12/13/20 |
| Steals              | 2  | at Houston                 | 12/5/20  |
| Field Goals         | 5  | 2x; last vs. Gardner-Webb  | 12/1/20  |
| Field Goal Attempts | 14 | vs. Georgia                | 1/2/21   |
| 3-Point Field Goals | 4  | vs. USC Upstate            | 11/25/20 |
| 3-Point FG Attempts | 6  | 2x; last vs. South Alabama | 12/13/20 |
| Free Throws         | 5  | at Houston                 | 12/5/20  |
| Free Throw Attempts | 5  | at Houston                 | 12/5/20  |

| Opponent             | Start | Min. | FG-A | 3PT-A | FT-A | O-D-T   | PF | Ast. | TO | Blk. | St. | Pts. |
|----------------------|-------|------|------|-------|------|---------|----|------|----|------|-----|------|
| USC UPSTATE          |       | 20   | 5-9  | 4-6   | 2-2  | 3-0-3   | 0  | 0    | 2  | 0    | 1   | 16   |
| SAMFORD              |       | 13   | 3-4  | 1-2   | 1-2  | 2-2-4   | 3  | 0    | 1  | 1    | 0   | 8    |
| GARDNER-WEBB         |       | 23   | 5-10 | 0-4   | 1-1  | 1-4-5   | 4  | 4    | 0  | 1    | 1   | 11   |
| at Houston           |       | 26   | 4-11 | 0-4   | 5-5  | 2-3-5   | 5  | 1    | 3  | 1    | 2   | 13   |
| SOUTH ALABAMA        | *     | 24   | 2-8  | 1-6   | 1-2  | 1-4-5   | 4  | 2    | 4  | 3    | 0   | 6    |
| STEPHEN F. AUSTIN    | *     | 12   | 3-8  | 1-2   | 1-1  | 1-1-2   | 0  | 0    | 0  | 0    | 0   | 8    |
| NORTH FLORIDA        | *     | 20   | 3-10 | 2-4   | 2-4  | 2-6-8   | 3  | 0    | 1  | 2    | 1   | 11   |
| BELMONT              | *     | 14   | 0-5  | 0-2   | 0-0  | 2-1-3   | 1  | 0    | 3  | 0    | 1   | 0    |
| at LSU               | *     | 20   | 1-10 | 0-5   | 1-2  | 1-3-4   | 3  | 0    | 1  | 1    | 0   | 3    |
| GEORGIA              | *     | 18   | 4-14 | 1-5   | 0-1  | 1-0-1   | 3  | 0    | 3  | 1    | 0   | 9    |
| at Ole Miss          | *     | 27   | 2-5  | 0-3   | 0-2  | 1-3-4   | 3  | 1    | 1  | 0    | 0   | 4    |
| at Florida           |       | 7    | 0-2  | 0-1   | 0-0  | 0-1-1   | 1  | 0    | 1  | 0    | 0   | 0    |
| KENTUCKY             |       | 12   | 4-9  | 3-5   | 0-0  | 0-1-1   | 1  | 0    | 0  | 0    | 0   | 11   |
| at Alabama           |       | 13   | 3-6  | 2-3   | 0-0  | 0-2-2   | 2  | 3    | 3  | 1    | 1   | 8    |
| TEXAS A&M            |       | 4    | 0-2  | 0-1   | 0-0  | 0-0-0   | 2  | 0    | 0  | 0    | 0   | 0    |
| at Arkansas          |       |      |      |       |      | --DNP-- |    |      |    |      |     |      |
| SOUTH CAROLINA       |       |      |      |       |      | --DNP-- |    |      |    |      |     |      |
| MISSOURI             |       |      |      |       |      | --DNP-- |    |      |    |      |     |      |
| at Georgia           |       |      |      |       |      |         |    |      |    |      |     |      |
| ALABAMA              |       |      |      |       |      |         |    |      |    |      |     |      |
| at Mississippi State |       |      |      |       |      |         |    |      |    |      |     |      |
| ARKANSAS             |       |      |      |       |      |         |    |      |    |      |     |      |
| at Tennessee         |       |      |      |       |      |         |    |      |    |      |     |      |

### CAREER HIGHS (incl. 18-19 at WVU)

|                     |    |                            |          |
|---------------------|----|----------------------------|----------|
| Points              | 16 | vs. USC Upstate            | 11/25/20 |
| Rebounds            | 8  | vs. North Florida          | 12/17/20 |
| Assists             | 4  | vs. Gardner-Webb           | 12/1/20  |
| Blocks              | 3  | vs. South Alabama          | 12/13/20 |
| Steals              | 2  | 2x; last at Houston        | 12/5/20  |
| Field Goals         | 5  | 2x; last vs. Gardner-Webb  | 12/1/20  |
| Field Goal Attempts | 14 | vs. Georgia                | 1/2/21   |
| 3-Point Field Goals | 4  | vs. USC Upstate            | 11/25/20 |
| 3-Point FG Attempts | 6  | 2x; last vs. South Alabama | 12/13/20 |
| Free Throws         | 5  | at Houston                 | 12/5/20  |
| Free Throw Attempts | 5  | at Houston                 | 12/5/20  |

### JORDAN'S CAREER STATISTICS

| Season   | gp-gs | min/avg  | Total  |      | 3-Point |      | F-Throws |      | Rebounds |     |     |     | Scoring |    |     |    |     |     |     |     |
|----------|-------|----------|--------|------|---------|------|----------|------|----------|-----|-----|-----|---------|----|-----|----|-----|-----|-----|-----|
|          |       |          | fg-fga | pct  | fg-fga  | pct  | ft-fa    | pct  | off      | def | tot | avg | pf      | fo | ast | to | blk | stl | pts | avg |
| 2018-19* | 27-0  | 163/6.0  | 14-40  | .350 | 4-11    | .364 | 11-16    | .688 | 8        | 21  | 29  | 1.1 | 21      | 0  | 3   | 5  | 8   | 8   | 43  | 1.6 |
| 2020-21  | 15-7  | 249/16.6 | 39-113 | .345 | 15-53   | .283 | 15-22    | .682 | 17       | 31  | 48  | 3.2 | 35      | 1  | 11  | 23 | 11  | 7   | 108 | 7.2 |
| TOTAL    | 15-7  | 249/16.6 | 39-113 | .345 | 15-53   | .283 | 15-22    | .682 | 17       | 31  | 48  | 3.2 | 35      | 1  | 11  | 23 | 11  | 7   | 108 | 7.2 |



# Unique THOMPSON

# #20

Senior • Forward • 6-3

**\*\*2020 AP Honorable Mention All-American\*\***

Theodore, Ala.

**\*\*2020 All-SEC First Team\*\***

Faith Academy

- Preseason All-SEC First Team (media & coaches); 2021 Katrina McClain Award Top 10; 2021 Wooden Award Midseason Top 25
- 2nd in Auburn history with 1,091 career rebounds; Auburn all-time leader with 54 career double-doubles
- Missed first three SEC games for medical reasons; returned to action at Florida (1/17) with 14 points, 14 rebounds
- Leads SEC and nation in rebounds (13.5/game); needs 28 more rebounds to break Auburn career record (1,118; Becky Jackson)
- 12 double-doubles this season, 54 in her career (as of 2/7); is SEC and national leader in active career double-doubles
- Had second 20-20 game of season with 20 points, 23 rebounds vs. Belmont (12/20); also grabbed 1,000th career rebound in game
- 26 points, 23 rebounds at Houston (12/5); first 20-20 game for Auburn since 2/17/1993 (Lauretta Freeman, 30 pts/21 rebs vs. Alabama)
- Career-high 5 steals vs. Samford (11/28) and South Alabama (12/13); added 4 more vs. Gardner-Webb (12/1)

**SEASON HIGHS**

|                     |    |                            |          |
|---------------------|----|----------------------------|----------|
| Points              | 26 | at Houston                 | 12/5/20  |
| Rebounds            | 23 | 2x; last vs. Belmont       | 12/20/20 |
| Assists             | 4  | at Florida                 | 1/17/21  |
| Blocks              | 2  | 2x; last vs. Kentucky      | 1/21/21  |
| Steals              | 5  | 2x; last vs. South Alabama | 12/13/20 |
| Field Goals         | 10 | at Houston                 | 12/5/20  |
| Field Goal Attempts | 18 | at Houston                 | 12/5/20  |
| 3-Point Field Goals | 1  | vs. Texas A&M              | 1/28/21  |
| 3-Point FG Attempts | 1  | vs. Texas A&M              | 1/28/21  |
| Free Throws         | 9  | vs. South Alabama          | 12/13/20 |
| Free Throw Attempts | 10 | vs. Samford                | 11/28/20 |

| Opponent             | Start | Min. | FG-A  | 3PT-A | FT-A | O-D-T    | PF | Ast. | TO | Blk. | St. | Pts. |
|----------------------|-------|------|-------|-------|------|----------|----|------|----|------|-----|------|
| USC UPSTATE          | *     | 22   | 7-9   | 0-0   | 2-2  | 4-3-7    | 3  | 0    | 1  | 0    | 2   | 16   |
| SAMFORD              | *     | 33   | 4-10  | 0-0   | 8-10 | 5-6-11   | 2  | 1    | 3  | 0    | 5   | 16   |
| GARDNER-WEBB         | *     | 20   | 9-12  | 0-0   | 3-4  | 5-7-12   | 2  | 0    | 1  | 0    | 4   | 21   |
| at Houston           | *     | 32   | 10-18 | 0-0   | 6-7  | 10-13-23 | 3  | 2    | 7  | 0    | 2   | 26   |
| SOUTH ALABAMA        | *     | 31   | 6-14  | 0-0   | 9-9  | 7-7-14   | 5  | 0    | 4  | 0    | 5   | 21   |
| STEPHEN F. AUSTIN    | *     | 34   | 3-9   | 0-0   | 5-8  | 3-11-14  | 3  | 1    | 1  | 2    | 4   | 11   |
| NORTH FLORIDA        | *     | 32   | 8-12  | 0-0   | 3-3  | 8-10-18  | 2  | 3    | 3  | 0    | 2   | 19   |
| BELMONT              | *     | 34   | 9-14  | 0-0   | 2-6  | 9-14-23  | 0  | 1    | 1  | 0    | 1   | 20   |
| at LSU               |       |      |       |       |      | --DNP--  |    |      |    |      |     |      |
| GEORGIA              |       |      |       |       |      | --DNP--  |    |      |    |      |     |      |
| at Ole Miss          |       |      |       |       |      | --DNP--  |    |      |    |      |     |      |
| at Florida           | *     | 33   | 6-14  | 0-0   | 2-2  | 7-7-14   | 4  | 4    | 1  | 1    | 2   | 14   |
| KENTUCKY             | *     | 29   | 9-14  | 0-0   | 4-4  | 6-4-10   | 4  | 2    | 1  | 2    | 1   | 22   |
| at Alabama           | *     | 29   | 5-10  | 0-0   | 0-0  | 2-8-10   | 2  | 0    | 1  | 0    | 0   | 10   |
| TEXAS A&M            | *     | 36   | 7-10  | 1-1   | 3-3  | 3-4-7    | 3  | 0    | 6  | 0    | 3   | 18   |
| at Arkansas          | *     | 32   | 7-15  | 0-0   | 4-4  | 10-9-19  | 2  | 1    | 4  | 0    | 1   | 18   |
| SOUTH CAROLINA       | *     | 35   | 4-13  | 0-0   | 2-3  | 4-4-8    | 3  | 1    | 3  | 0    | 3   | 10   |
| MISSOURI             | *     | 37   | 5-12  | 0-0   | 4-5  | 2-11-13  | 2  | 3    | 1  | 0    | 2   | 14   |
| at Georgia           |       |      |       |       |      |          |    |      |    |      |     |      |
| ALABAMA              |       |      |       |       |      |          |    |      |    |      |     |      |
| at Mississippi State |       |      |       |       |      |          |    |      |    |      |     |      |
| ARKANSAS             |       |      |       |       |      |          |    |      |    |      |     |      |
| at Tennessee         |       |      |       |       |      |          |    |      |    |      |     |      |

**CAREER HIGHS**

|                     |    |                            |          |
|---------------------|----|----------------------------|----------|
| Points              | 31 | at TCU                     | 12/7/19  |
| Rebounds            | 23 | 2x; last vs. Belmont       | 12/20/20 |
| Assists             | 6  | vs. Arkansas               | 1/5/20   |
| Blocks              | 6  | vs. Louisiana Tech         | 11/19/17 |
| Steals              | 5  | 2x; last vs. South Alabama | 12/13/20 |
| Field Goals         | 12 | at TCU                     | 12/7/19  |
| Field Goal Attempts | 21 | vs. Alabama                | 1/12/20  |
| 3-Point Field Goals | 1  | vs. Texas A&M              | 1/28/21  |
| 3-Point FG Attempts | 1  | vs. Texas A&M              | 1/28/21  |
| Free Throws         | 10 | at Ole Miss                | 1/31/19  |
| Free Throw Attempts | 12 | at Ole Miss                | 1/31/19  |

**THOMPSON'S CAREER STATISTICS**

| Season       | gp-gs          | min/avg          | Total           |             | 3-Point    |              | F-Throws       |             | Rebounds   |            |             |             | Scoring    |          |            |            |           |            |             |             |
|--------------|----------------|------------------|-----------------|-------------|------------|--------------|----------------|-------------|------------|------------|-------------|-------------|------------|----------|------------|------------|-----------|------------|-------------|-------------|
|              |                |                  | fg-fga          | pct         | fg-fga     | pct          | ft-fga         | pct         | off        | def        | tot         | avg         | pf         | fo       | ast        | to         | blk       | stl        | pts         | avg         |
| 2017-18      | 27-27          | 811/30.0         | 131-271         | .483        | 0-0        | .000         | 49-87          | .563        | 112        | 115        | 227         | 8.4         | 63         | 0        | 28         | 66         | 21        | 32         | 311         | 11.5        |
| 2018-19      | 32-32          | 996/31.1         | 153-272         | .563        | 0-0        | .000         | 83-136         | .610        | 143        | 187        | 330         | 10.3        | 71         | 1        | 35         | 63         | 20        | 57         | 389         | 12.2        |
| 2019-20      | 29-29          | 948/32.7         | 177-304         | .582        | 0-0        | .000         | 116-168        | .690        | 128        | 203        | 331         | 11.4        | 63         | 0        | 51         | 81         | 12        | 48         | 470         | 16.2        |
| 2020-21      | 15-15          | 462/30.8         | 99-186          | .532        | 1-1        | 1.000        | 57-70          | .814        | 85         | 118        | 203         | 13.5        | 40         | 1        | 19         | 38         | 5         | 37         | 256         | 17.1        |
| <b>TOTAL</b> | <b>103-103</b> | <b>3217/31.2</b> | <b>560-1033</b> | <b>.542</b> | <b>1-1</b> | <b>1.000</b> | <b>305-461</b> | <b>.662</b> | <b>468</b> | <b>623</b> | <b>1091</b> | <b>10.6</b> | <b>237</b> | <b>2</b> | <b>133</b> | <b>248</b> | <b>58</b> | <b>174</b> | <b>1426</b> | <b>13.8</b> |



# Alaina RICE

# #22

Sophomore • Guard • 5-8

Rockledge, Fla.

IMG Academy | Florida A&M

- Made first Auburn start at LSU, finished with 5 points, 5 rebounds, 2 assists (12/31)
- Season-high 9 points, 2 steals, first two Auburn 3-pointers in win over North Florida (12/17)
- Matched career-high, led team with 5 assists in Auburn debut vs. USC Upstate (11/25)
- Transferred from Florida A&M to Auburn in 2020 offseason; granted immediate eligibility by NCAA in November 2020
- Named MEAC Rookie of the Year in 2020 after averaging 10.3 points, 4.7 rebounds, 2.4 assists in 27 games as a freshman
- Scored in double-figures 17 times, including a career-high 22 points at Howard

**SEASON HIGHS**

|                     |    |                        |          |
|---------------------|----|------------------------|----------|
| Points              | 13 | vs. Texas A&M          | 1/28/21  |
| Rebounds            | 5  | at LSU                 | 12/31/20 |
| Assists             | 5  | 2x; last vs. Texas A&M | 1/28/21  |
| Blocks              |    |                        |          |
| Steals              | 2  | 3x; last vs. Texas A&M | 1/28/21  |
| Field Goals         | 5  | vs. Texas A&M          | 1/28/21  |
| Field Goal Attempts | 11 | vs. Texas A&M          | 1/28/21  |
| 3-Point Field Goals | 3  | vs. Texas A&M          | 1/28/21  |
| 3-Point FG Attempts | 7  | vs. Texas A&M          | 1/28/21  |
| Free Throws         | 4  | 2x; last at Arkansas   | 1/31/21  |
| Free Throw Attempts | 5  | at Arkansas            | 1/31/21  |

| Opponent             | Start | Min. | FG-A | 3PT-A | FT-A | O-D-T   | PF | Ast. | TO | Blk. | St. | Pts. |
|----------------------|-------|------|------|-------|------|---------|----|------|----|------|-----|------|
| USC UPSTATE          |       | 16   | 1-5  | 0-1   | 2-2  | 3-1-4   | 0  | 5    | 2  | 0    | 0   | 4    |
| SAMFORD              |       | 11   | 0-1  | 0-0   | 1-2  | 2-0-2   | 0  | 1    | 1  | 0    | 0   | 1    |
| GARDNER-WEBB         |       | 6    | 0-1  | 0-0   | 0-0  | 0-1-1   | 1  | 0    | 1  | 0    | 0   | 0    |
| at Houston           |       | 3    | 0-1  | 0-0   | 0-0  | 0-0-0   | 0  | 0    | 0  | 0    | 0   | 0    |
| SOUTH ALABAMA        |       |      |      |       |      | --DNP-- |    |      |    |      |     |      |
| STEPHEN F. AUSTIN    |       | 20   | 0-3  | 0-1   | 4-4  | 0-0-0   | 4  | 1    | 6  | 0    | 1   | 4    |
| NORTH FLORIDA        |       | 17   | 3-6  | 2-4   | 1-2  | 0-0-0   | 1  | 1    | 0  | 0    | 2   | 9    |
| BELMONT              |       | 19   | 0-5  | 0-2   | 0-0  | 1-1-2   | 1  | 3    | 0  | 0    | 0   | 0    |
| at LSU               | *     | 24   | 2-6  | 1-1   | 0-0  | 4-1-5   | 3  | 2    | 4  | 0    | 1   | 5    |
| GEORGIA              | *     | 19   | 1-5  | 0-0   | 1-2  | 2-2-4   | 1  | 0    | 5  | 0    | 0   | 3    |
| at Ole Miss          | *     | 14   | 1-4  | 0-2   | 0-0  | 1-2-3   | 0  | 1    | 4  | 0    | 1   | 2    |
| at Florida           |       |      |      |       |      | --DNP-- |    |      |    |      |     |      |
| KENTUCKY             |       | 22   | 2-5  | 0-0   | 2-3  | 1-2-3   | 1  | 0    | 1  | 0    | 1   | 6    |
| at Alabama           |       | 24   | 4-9  | 1-3   | 0-0  | 1-1-2   | 1  | 2    | 2  | 0    | 2   | 9    |
| TEXAS A&M            | *     | 32   | 5-11 | 3-7   | 0-0  | 0-3-3   | 3  | 5    | 1  | 0    | 2   | 13   |
| at Arkansas          | *     | 26   | 1-6  | 0-2   | 4-5  | 1-2-3   | 2  | 1    | 4  | 0    | 0   | 6    |
| SOUTH CAROLINA       | *     | 27   | 3-8  | 1-2   | 1-2  | 0-1-1   | 0  | 0    | 1  | 0    | 0   | 8    |
| MISSOURI             | *     | 15   | 1-1  | 0-0   | 0-0  | 0-0-0   | 1  | 2    | 4  | 0    | 0   | 2    |
| at Georgia           |       |      |      |       |      |         |    |      |    |      |     |      |
| ALABAMA              |       |      |      |       |      |         |    |      |    |      |     |      |
| at Mississippi State |       |      |      |       |      |         |    |      |    |      |     |      |
| ARKANSAS             |       |      |      |       |      |         |    |      |    |      |     |      |
| at Tennessee         |       |      |      |       |      |         |    |      |    |      |     |      |

**CAREER HIGHS (incl. 19-20 at FAMU)**

|                     |    |                        |         |
|---------------------|----|------------------------|---------|
| Points              | 22 | at Howard              | 1/25/20 |
| Rebounds            | 11 | at S.C. State          | 1/18/20 |
| Assists             | 5  | 3x; last vs. Texas A&M | 1/28/21 |
| Blocks              | 2  | at Howard              | 1/25/20 |
| Steals              | 5  | vs. Coppin State       | 1/13/20 |
| Field Goals         | 7  | at Bethune-Cookman     | 3/5/20  |
| Field Goal Attempts | 17 | vs. Morgan State       | 1/11/20 |
| 3-Point Field Goals | 5  | at UMES                | 2/17/20 |
| 3-Point FG Attempts | 8  | at Howard              | 1/25/20 |
| Free Throws         | 8  | at Howard              | 1/25/20 |
| Free Throw Attempts | 15 | at Howard              | 1/25/20 |

**RICE'S CAREER STATISTICS**

| Season   | gp-gs | min/avg   | Total   |      | 3-Point |      | F-Throws |      | Rebounds |     |     |     | Scoring |    |     |     |     |     |     |      |
|----------|-------|-----------|---------|------|---------|------|----------|------|----------|-----|-----|-----|---------|----|-----|-----|-----|-----|-----|------|
|          |       |           | fg-fga  | pct  | fg-fga  | pct  | ft-fta   | pct  | off      | def | tot | avg | pf      | fo | ast | to  | blk | stl | pts | avg  |
| 2019-20* | 27-23 | 731/27.1  | 91-286  | .318 | 34-106  | .321 | 63-99    | .636 | 41       | 85  | 126 | 4.7 | 64      | 1  | 64  | 142 | 6   | 43  | 279 | 10.3 |
| 2020-21  | 16-7  | 293/18.3  | 24-77   | .312 | 8-25    | .320 | 16-22    | .727 | 16       | 17  | 33  | 2.1 | 19      | 0  | 22  | 39  | 0   | 10  | 72  | 4.5  |
| TOTAL    | 16-7  | 293/18.3  | 24-77   | .312 | 8-25    | .320 | 16-22    | .727 | 16       | 17  | 33  | 2.1 | 19      | 0  | 22  | 39  | 0   | 10  | 72  | 4.5  |
| All*     | 43-30 | 1024/23.8 | 115-363 | .317 | 42-131  | .321 | 79-121   | .653 | 57       | 102 | 159 | 3.7 | 83      | 1  | 86  | 181 | 6   | 53  | 351 | 8.2  |





# Honesty SCOTT-GRAYSON

# #23

RS Sophomore • Guard • 5-8

Brick, N.J.

Paul VI HS | Baylor

- Career-high 30 points vs. Missouri (2/7); first 30-point home game by Auburn player since Brandy Montgomery vs. Alabama in 2015
- Has topped 20-point mark three times in SEC play (30 vs. Missouri, 23 at Ole Miss, 21 vs. Texas A&M)
- Auburn's leader in scoring (16.5 ppg), assists (2.0/game) and steals (2.2/game) in SEC play; second in rebounds (5.0/game)
- Scored 16 points in back-to-back games vs. SFA and North Florida (12/16-17)
- 14 points, 7 rebounds, 5 steals in win over Gardner-Webb (12/1)
- Sat out the 2019-20 season under NCAA rules after transferring to Auburn from Baylor
- Played in 28 games as a freshman at Baylor, averaging 6.9 minutes/game, 2.5 points, 0.9 rebounds, 0.9 assists
- 2018 McDonald's All-American & 2018 Jordan Brand Classic All-American
- Ranked as No. 20 overall player and No. 3 guard by ESPN out of high school

### SEASON HIGHS

|                     |                               |          |
|---------------------|-------------------------------|----------|
| Points              | 30 vs. Missouri               | 2/7/21   |
| Rebounds            | 9 at LSU                      | 12/31/20 |
| Assists             | 4 2x; last at Alabama         | 1/24/21  |
| Blocks              | 1 2x; last vs. South Carolina | 2/4/21   |
| Steals              | 5 2x; last at Alabama         | 1/24/21  |
| Field Goals         | 10 vs. Missouri               | 2/7/21   |
| Field Goal Attempts | 17 vs. Missouri               | 2/7/21   |
| 3-Point Field Goals | 4 2x; last vs. Missouri       | 2/7/21   |
| 3-Point FG Attempts | 8 vs. Texas A&M               | 1/28/21  |
| Free Throws         | 8 at Arkansas                 | 1/31/21  |
| Free Throw Attempts | 9 vs. Missouri                | 2/7/21   |

| Opponent             | Start | Min. | FG-A  | 3PT-A | FT-A | O-D-T | PF | Ast. | TO | Blk. | St. | Pts. |
|----------------------|-------|------|-------|-------|------|-------|----|------|----|------|-----|------|
| USC UPSTATE          | *     | 17   | 3-8   | 0-0   | 1-1  | 0-1-1 | 0  | 2    | 1  | 0    | 1   | 7    |
| SAMFORD              | *     | 25   | 2-12  | 1-5   | 0-0  | 0-0-0 | 1  | 1    | 0  | 0    | 2   | 5    |
| GARDNER-WEBB         | *     | 21   | 6-13  | 0-1   | 2-5  | 2-5-7 | 3  | 3    | 0  | 0    | 5   | 14   |
| at Houston           | *     | 25   | 1-3   | 0-0   | 2-4  | 0-3-3 | 2  | 1    | 2  | 0    | 2   | 4    |
| SOUTH ALABAMA        | *     | 24   | 1-8   | 1-3   | 1-2  | 0-3-3 | 4  | 0    | 2  | 0    | 0   | 4    |
| STEPHEN F. AUSTIN    | *     | 25   | 7-16  | 1-5   | 1-3  | 1-2-3 | 3  | 2    | 4  | 0    | 2   | 16   |
| NORTH FLORIDA        | *     | 31   | 6-15  | 0-2   | 4-5  | 0-2-2 | 3  | 1    | 3  | 0    | 3   | 16   |
| BELMONT              | *     | 31   | 6-13  | 1-4   | 5-7  | 3-1-4 | 2  | 4    | 5  | 0    | 3   | 18   |
| at LSU               | *     | 34   | 4-12  | 0-0   | 0-0  | 2-7-9 | 3  | 2    | 1  | 1    | 2   | 8    |
| GEORGIA              | *     | 16   | 2-5   | 0-0   | 2-2  | 1-3-4 | 2  | 1    | 0  | 0    | 1   | 6    |
| at Ole Miss          | *     | 29   | 9-16  | 3-5   | 2-2  | 1-4-5 | 4  | 2    | 4  | 0    | 3   | 23   |
| at Florida           | *     | 31   | 6-14  | 2-5   | 4-4  | 1-4-5 | 1  | 2    | 1  | 0    | 2   | 18   |
| KENTUCKY             | *     | 29   | 4-16  | 0-4   | 2-2  | 2-6-8 | 4  | 1    | 3  | 0    | 3   | 10   |
| at Alabama           | *     | 34   | 5-16  | 0-4   | 7-8  | 0-3-3 | 1  | 4    | 1  | 0    | 5   | 17   |
| TEXAS A&M            | *     | 36   | 8-15  | 4-8   | 1-2  | 1-3-4 | 3  | 3    | 3  | 0    | 3   | 21   |
| at Arkansas          | *     | 32   | 4-13  | 1-5   | 8-8  | 0-4-4 | 2  | 3    | 1  | 0    | 1   | 17   |
| SOUTH CAROLINA       | *     | 24   | 6-14  | 1-3   | 2-3  | 2-2-4 | 3  | 1    | 0  | 1    | 0   | 15   |
| MISSOURI             | *     | 38   | 10-17 | 4-6   | 6-9  | 1-3-4 | 1  | 1    | 1  | 0    | 2   | 30   |
| at Georgia           |       |      |       |       |      |       |    |      |    |      |     |      |
| ALABAMA              |       |      |       |       |      |       |    |      |    |      |     |      |
| at Mississippi State |       |      |       |       |      |       |    |      |    |      |     |      |
| ARKANSAS             |       |      |       |       |      |       |    |      |    |      |     |      |
| at Tennessee         |       |      |       |       |      |       |    |      |    |      |     |      |

### CAREER HIGHS (incl. 18-19 at Baylor)

|                     |                               |          |
|---------------------|-------------------------------|----------|
| Points              | 30 vs. Missouri               | 2/7/21   |
| Rebounds            | 9 at LSU                      | 12/31/20 |
| Assists             | 5 vs. St. Francis             | 11/8/18  |
| Blocks              | 1 3x; last vs. South Carolina | 2/4/21   |
| Steals              | 5 2x; last at Alabama         | 1/24/21  |
| Field Goals         | 10 vs. Missouri               | 2/7/21   |
| Field Goal Attempts | 17 vs. Missouri               | 2/7/21   |
| 3-Point Field Goals | 4 2x; last vs. Missouri       | 2/7/21   |
| 3-Point FG Attempts | 8 vs. Texas A&M               | 1/28/21  |
| Free Throws         | 8 at Arkansas                 | 1/31/21  |
| Free Throw Attempts | 9 vs. Missouri                | 2/7/21   |

### SCOTT-GRAYSON'S CAREER STATISTICS

| Season   | gp-gs | min/avg  | Total   |      | 3-Point |      | F-Throws |      | Rebounds |     |     |     | Scoring |    |     |    |     |     |     |      |
|----------|-------|----------|---------|------|---------|------|----------|------|----------|-----|-----|-----|---------|----|-----|----|-----|-----|-----|------|
|          |       |          | fg-fga  | pct  | fg-fga  | pct  | ft-fga   | pct  | off      | def | tot | avg | pf      | fo | ast | to | blk | stl | pts | avg  |
| 2018-19* | 29-0  | 193/6.7  | 25-51   | .490 | 5-11    | .455 | 19-26    | .731 | 10       | 15  | 25  | 0.9 | 26      | 1  | 24  | 24 | 3   | 9   | 74  | 2.6  |
| 2020-21  | 18-18 | 502/27.9 | 90-226  | .398 | 19-60   | .317 | 50-67    | .746 | 17       | 56  | 73  | 4.1 | 41      | 0  | 34  | 32 | 2   | 40  | 249 | 13.8 |
| TOTAL    | 18-18 | 502/27.9 | 90-226  | .398 | 19-60   | .317 | 50-67    | .746 | 17       | 56  | 73  | 4.1 | 41      | 0  | 34  | 32 | 2   | 40  | 249 | 13.8 |
| All*     | 47-18 | 695/14.8 | 115-277 | .415 | 24-71   | .338 | 69-93    | .742 | 27       | 71  | 98  | 2.1 | 67      | 1  | 58  | 56 | 5   | 49  | 323 | 6.9  |



# Carsen McFADDEN

# #24

Freshman • Guard • 5-7

Fairview, Texas

Lovejoy HS

- Played 9 minutes vs. South Alabama; scored first 3 collegiate points and shared team lead with 3 assists (12/13)
- Made Auburn debut vs. USC Upstate (11/25); pulled down a rebound in final minute of game
- Joined Auburn as a walk-on in the summer of 2020
- All-state selection at Lovejoy HS as a senior and two-year team captain
- Owns high school records for rebounds in a single game (19), season (340) and career (1,047) and steals in a game (15), season (145) and career (418)
- Also competed in track & field
- Has a twin sister, Claire, who also attends Auburn

**SEASON/CAREER HIGHS**

|                     |   |                     |          |
|---------------------|---|---------------------|----------|
| Points              | 3 | vs. South Alabama   | 12/13/20 |
| Rebounds            | 1 | 3x; last at Florida | 1/17/21  |
| Assists             | 3 | vs. South Alabama   | 12/13/20 |
| Blocks              |   |                     |          |
| Steals              | 1 | vs. North Florida   | 12/17/20 |
| Field Goals         | 1 | vs. South Alabama   | 12/13/20 |
| Field Goal Attempts | 2 | vs. South Alabama   | 12/13/20 |
| 3-Point Field Goals |   |                     |          |
| 3-Point FG Attempts |   |                     |          |
| Free Throws         | 1 | vs. South Alabama   | 12/13/20 |
| Free Throw Attempts | 2 | vs. South Alabama   | 12/13/20 |

| Opponent             | Start | Min. | FG-A | 3PT-A | FT-A | 0-D-T   | PF | Ast. | TO | Blk. | St. | Pts. |
|----------------------|-------|------|------|-------|------|---------|----|------|----|------|-----|------|
| USC UPSTATE          |       | 1    | 0-0  | 0-0   | 0-0  | 0-1-1   | 0  | 0    | 0  | 0    | 0   | 0    |
| SAMFORD              |       |      |      |       |      | --DNP-- |    |      |    |      |     |      |
| GARDNER-WEBB         |       | 2    | 0-0  | 0-0   | 0-0  | 1-0-1   | 0  | 1    | 0  | 0    | 0   | 0    |
| at Houston           |       |      |      |       |      | --DNP-- |    |      |    |      |     |      |
| SOUTH ALABAMA        |       | 9    | 1-2  | 0-0   | 1-2  | 0-0-0   | 0  | 3    | 0  | 0    | 0   | 3    |
| STEPHEN F. AUSTIN    |       |      |      |       |      | --DNP-- |    |      |    |      |     |      |
| NORTH FLORIDA        |       | 2    | 0-1  | 0-0   | 0-0  | 0-0-0   | 0  | 0    | 0  | 0    | 1   | 0    |
| BELMONT              |       |      |      |       |      | --DNP-- |    |      |    |      |     |      |
| at LSU               |       |      |      |       |      | --DNP-- |    |      |    |      |     |      |
| GEORGIA              |       | 4    | 0-0  | 0-0   | 0-0  | 0-0-0   | 0  | 0    | 1  | 0    | 0   | 0    |
| at Ole Miss          |       |      |      |       |      | --DNP-- |    |      |    |      |     |      |
| at Florida           |       | 2    | 0-0  | 0-0   | 0-0  | 1-0-1   | 0  | 0    | 0  | 0    | 0   | 0    |
| KENTUCKY             |       |      |      |       |      | --DNP-- |    |      |    |      |     |      |
| at Alabama           |       |      |      |       |      | --DNP-- |    |      |    |      |     |      |
| TEXAS A&M            |       |      |      |       |      | --DNP-- |    |      |    |      |     |      |
| at Arkansas          |       |      |      |       |      | --DNP-- |    |      |    |      |     |      |
| SOUTH CAROLINA       |       |      |      |       |      | --DNP-- |    |      |    |      |     |      |
| MISSOURI             |       |      |      |       |      | --DNP-- |    |      |    |      |     |      |
| at Georgia           |       |      |      |       |      |         |    |      |    |      |     |      |
| ALABAMA              |       |      |      |       |      |         |    |      |    |      |     |      |
| at Mississippi State |       |      |      |       |      |         |    |      |    |      |     |      |
| ARKANSAS             |       |      |      |       |      |         |    |      |    |      |     |      |
| at Tennessee         |       |      |      |       |      |         |    |      |    |      |     |      |

**McFADDEN'S CAREER STATISTICS**

| Season  | gp-gs | min/avg | Total  |      | 3-Point |      | F-Throws |      | Rebounds |     |     |     | Scoring |    |     |    |     |     |     |     |
|---------|-------|---------|--------|------|---------|------|----------|------|----------|-----|-----|-----|---------|----|-----|----|-----|-----|-----|-----|
|         |       |         | fg-fga | pct  | fg-fga  | pct  | ft-fta   | pct  | off      | def | tot | avg | pf      | fo | ast | to | blk | stl | pts | avg |
| 2020-21 | 6-0   | 21/3.5  | 1-3    | .333 | 0-0     | .000 | 1-2      | .500 | 2        | 1   | 3   | 0.5 | 0       | 0  | 4   | 1  | 0   | 1   | 3   | 0.5 |
| TOTAL   | 6-0   | 21/3.5  | 1-3    | .333 | 0-0     | .000 | 1-2      | .500 | 2        | 1   | 3   | 0.5 | 0       | 0  | 4   | 1  | 0   | 1   | 3   | 0.5 |



# Morgan ROBINSON-NWAGWU

# #30

Sophomore • Guard • 5-8

Norcross, Ga.

Norcross HS

- Scored career-high 9 points in first career start at Florida (1/17)
- Missed 3 games with ankle injury suffered in pregame warmups at Houston; returned to action vs. North Florida
- Career-high 4 steals; tied career-high with 6 points, 4 rebounds off the bench vs. USC Upstate (11/25)
- Played in all 29 games as a freshman; averaged 1.3 points, 1.3 rebounds, 1.5 assists, 0.7 steals in 10.9 minutes/game
- Scored season-high 6 points vs. Bethune-Cookman (12/15) and Florida (1/9)
- Season-high 4 rebounds twice, vs. ODU (11/14) and vs. Alabama (1/12)
- Recorded 3 rebounds, 2 assists, 2 steals at Missouri (2/27)
- Season-high 4 assists at TCU (12/7)
- Ranked as No. 28 guard nationally by ESPN HoopGurlz; first-team all-state selection at Norcross HS by Atlanta Journal-Constitution

**SEASON HIGHS**

|                     |   |                 |          |
|---------------------|---|-----------------|----------|
| Points              | 9 | at Florida      | 1/17/21  |
| Rebounds            | 4 | vs. USC Upstate | 11/25/20 |
| Assists             | 6 | at Ole Miss     | 1/7/21   |
| Blocks              | 1 | at LSU          | 12/31/20 |
| Steals              | 4 | vs. USC Upstate | 11/25/20 |
| Field Goals         | 3 | vs. USC Upstate | 11/25/20 |
| Field Goal Attempts | 6 | at Florida      | 1/17/21  |
| 3-Point Field Goals | 1 | at Florida      | 1/17/21  |
| 3-Point FG Attempts | 3 | at Florida      | 1/17/21  |
| Free Throws         | 4 | at Florida      | 1/17/21  |
| Free Throw Attempts | 5 | at Florida      | 1/17/21  |

| Opponent             | Start | Min. | FG-A | 3PT-A | FT-A | O-D-T   | PF | Ast. | TO | Blk. | St. | Pts. |
|----------------------|-------|------|------|-------|------|---------|----|------|----|------|-----|------|
| USC UPSTATE          |       | 17   | 3-5  | 0-1   | 0-0  | 0-4-4   | 1  | 2    | 1  | 0    | 4   | 6    |
| SAMFORD              |       | 9    | 0-1  | 0-1   | 0-0  | 0-0-0   | 1  | 1    | 2  | 0    | 1   | 0    |
| GARDNER-WEBB         |       | 10   | 1-3  | 0-0   | 0-0  | 0-2-2   | 1  | 2    | 1  | 0    | 1   | 2    |
| at Houston           |       |      |      |       |      | --DNP-- |    |      |    |      |     |      |
| SOUTH ALABAMA        |       |      |      |       |      | --DNP-- |    |      |    |      |     |      |
| STEPHEN F. AUSTIN    |       |      |      |       |      | --DNP-- |    |      |    |      |     |      |
| NORTH FLORIDA        |       | 6    | 0-1  | 0-1   | 0-0  | 0-1-1   | 0  | 2    | 1  | 0    | 0   | 0    |
| BELMONT              |       | 6    | 0-1  | 0-1   | 0-0  | 0-1-1   | 0  | 1    | 2  | 0    | 1   | 0    |
| at LSU               |       | 13   | 0-2  | 0-1   | 0-0  | 0-0-0   | 1  | 0    | 2  | 1    | 0   | 0    |
| GEORGIA              |       | 9    | 1-1  | 0-0   | 0-0  | 0-1-1   | 1  | 0    | 3  | 0    | 1   | 2    |
| at Ole Miss          |       | 13   | 0-1  | 0-0   | 2-2  | 0-0-0   | 0  | 6    | 2  | 0    | 3   | 2    |
| at Florida           | *     | 31   | 2-6  | 1-3   | 4-5  | 1-2-3   | 2  | 2    | 6  | 0    | 1   | 9    |
| KENTUCKY             | *     | 18   | 1-4  | 0-1   | 2-2  | 1-1-2   | 0  | 2    | 4  | 0    | 0   | 4    |
| at Alabama           | *     | 11   | 0-2  | 0-1   | 0-0  | 0-1-1   | 0  | 1    | 1  | 0    | 0   | 0    |
| TEXAS A&M            |       | 2    | 0-1  | 0-0   | 0-0  | 0-0-0   | 0  | 0    | 2  | 0    | 0   | 0    |
| at Arkansas          |       |      |      |       |      | --DNP-- |    |      |    |      |     |      |
| SOUTH CAROLINA       |       | 3    | 0-2  | 0-0   | 0-0  | 0-0-0   | 0  | 1    | 0  | 0    | 0   | 0    |
| at Georgia           |       | 2    | 0-0  | 0-0   | 0-0  | 0-0-0   | 0  | 0    | 0  | 0    | 0   | 0    |
| ALABAMA              |       |      |      |       |      |         |    |      |    |      |     |      |
| at Mississippi State |       |      |      |       |      |         |    |      |    |      |     |      |
| ARKANSAS             |       |      |      |       |      |         |    |      |    |      |     |      |
| at Tennessee         |       |      |      |       |      |         |    |      |    |      |     |      |

**CAREER HIGHS**

|                     |    |                          |          |
|---------------------|----|--------------------------|----------|
| Points              | 9  | at Florida               | 1/17/21  |
| Rebounds            | 4  | 3x; last vs. USC Upstate | 11/25/20 |
| Assists             | 6  | at Ole Miss              | 1/7/21   |
| Blocks              | 1  | 3x; last at LSU          | 12/31/20 |
| Steals              | 4  | vs. USC Upstate          | 11/25/20 |
| Field Goals         | 3  | 2x; last vs. USC Upstate | 11/25/20 |
| Field Goal Attempts | 12 | vs. Florida              | 1/9/20   |
| 3-Point Field Goals | 1  | 3x; last at Florida      | 1/17/21  |
| 3-Point FG Attempts | 5  | vs. Florida              | 1/9/20   |
| Free Throws         | 4  | at Florida               | 1/17/21  |
| Free Throw Attempts | 5  | at Florida               | 1/17/21  |

**ROBINSON-NWAGWU'S CAREER STATISTICS**

| Season  | gp-gs | min/avg  | Total  |      | 3-Point |      | F-Throws |      | Rebounds |     |     |     | Scoring |    |     |    |     |     |     |     |
|---------|-------|----------|--------|------|---------|------|----------|------|----------|-----|-----|-----|---------|----|-----|----|-----|-----|-----|-----|
|         |       |          | fg-fga | pct  | fg-fga  | pct  | ft-fta   | pct  | off      | def | tot | avg | pf      | fo | ast | to | blk | stl | pts | avg |
| 2019-20 | 29-0  | 314/10.8 | 13-64  | .203 | 2-10    | .200 | 11-21    | .524 | 13       | 25  | 38  | 1.3 | 32      | 1  | 44  | 46 | 2   | 19  | 39  | 1.3 |
| 2020-21 | 14-3  | 151/10.8 | 8-30   | .267 | 1-10    | .100 | 8-9      | .889 | 2        | 13  | 15  | 1.1 | 7       | 0  | 20  | 27 | 1   | 12  | 25  | 1.8 |
| TOTAL   | 43-3  | 465/10.8 | 21-94  | .223 | 3-20    | .150 | 19-30    | .633 | 15       | 38  | 53  | 1.2 | 39      | 1  | 64  | 73 | 3   | 31  | 64  | 1.5 |

Game 1: Nov. 25, 2020 Auburn 82, USC Upstate 41 Auburn Arena Auburn, Ala.

Official Basketball Box Score - Game Totals - Final Statistics USC Upstate vs Auburn 11/25/20 6:00 pm at Auburn, AL. Box score showing player stats for USC Upstate 41 and Auburn 82.

Game 2: Nov. 28, 2020 Auburn 66, Samford 64 Auburn Arena Auburn, Ala.

Official Basketball Box Score - Game Totals - Final Statistics Samford vs Auburn 11/28/20 6:00 pm at Auburn, AL. Box score showing player stats for Samford 64 and Auburn 66.

Game 3: Dec. 1, 2020 Auburn 97, Gardner-Webb 61 Auburn Arena Auburn, Ala.

Official Basketball Box Score - Game Totals - Final Statistics Gardner-Webb vs Auburn 12/01/20 6:00 pm at Auburn, AL. Box score showing player stats for Gardner-Webb 61 and Auburn 97.

Auburn 82 \* 1-0, 0-0 SEC. Summary table showing game statistics for Auburn's 82-41 win over USC Upstate.

Auburn 66 \* 2-0, 0-0 SEC. Summary table showing game statistics for Auburn's 66-64 win over Samford.

Auburn 97 \* 3-0, 0-0 SEC. Summary table showing game statistics for Auburn's 97-61 win over Gardner-Webb.

Officials: Ashlee Goodie, Kylee Galloway, Michael McConnell. Technical fouls: USC Upstate-None, Auburn-None. Attendance: 588.

Officials: Saif Esho, Maggie Tieman, Felicia Grinter. Technical fouls: Samford-None, Auburn-None. Attendance: 540.

Officials: Roy Gulbeyan, Brian Garland, Tina Nasier. Technical fouls: Gardner-Webb-None, Auburn-None. Attendance: 487.

2020-21 Women's Basketball, Round: 0, Auburn vs USC Upstate, Played at Auburn

2020-21 Women's Basketball, Round: 0, Auburn vs Samford, Played at Auburn Aren

2020-21 Women's Basketball, Round: 0, Auburn vs Gardner-Webb, Played at Auburn

Score by periods table for Auburn 82 vs USC Upstate 41.

Score by periods table for Auburn 66 vs Samford 64.

Score by periods table for Auburn 97 vs Gardner-Webb 61.

Last FG - USC 4th-00:15, AU 4th-01:32. Largest lead - USC by 31-09-03, AU by 36-34-09-03.

Last FG - SU 4th-00:07, AU 4th-00:56. Largest lead - SU by 31-09-03, AU by 36-34-09-03.

Last FG - GW 4th-01:12, AU 4th-00:19. Largest lead - GW by 31-09-25, AU by 36-48-00-19.

AUBURN-- The new-look Auburn women's basketball team showcased its depth, speed and balance in their season-opener, running away with an 82-41 win over USC Upstate Wednesday night at Auburn Arena.

All 14 players on the roster saw action for the Tigers (1-0), 11 of the 14 found the scoresheet, and 12 players grabbed at least one rebound.

Auburn's trademark defense was back, too, turning 25 USC Upstate (0-1) turnovers into 21 points.

Senior Unique Thompson and redshirt sophomore Jala Jordan shared the team lead with 16 points apiece.

Thompson also pulled down seven rebounds to lead the Tigers, but the Tigers' 45 rebounds were spread amongst 13 players as Auburn did a great job crashing the boards.

Auburn's newcomers made an immediate impact. Along with Jordan's 16 points and three rebounds, freshman Romi Levy turned some heads with eight points, three rebounds, two assists and two steals.

Sophomore transfer Honesty Scott-Grayson finished with seven points and two assists in her Auburn debut.

And fellow newcomers Keya Patton, Kira Lowery, Aicha Coulibaly, Alaina Rice and Alycia Reese all found their way onto the scoresheet.

Rice was the team's assist leader with five on the night, and Coulibaly had Auburn's only blocked shot.

Among the returners, sophomore Morgan Robinson-Nwagwu matched a career-high with six points along with four rebounds and a team-leading four steals.

A career-best. And Sania Wells finished with seven points, one shy of her career-high.

As a team, Auburn shot 46.2 percent from the floor (30-65) and hit 8-of-20 3-point attempts (40%).

The Tigers also knocked down 12-of-17 attempts at the line (82.4%). The Tigers outrebounded the Spartans 45-26.

Auburn never trailed, jumping out to a 16-0 lead before the Spartans got on the board late in the first quarter to make it 16-2 after one period.

AUBURN-- Senior Unique Thompson picked up her first double-double of the season, and Auburn was able to fend off a late 3-point flurry from Samford to pick up a 66-64 win Saturday night at Auburn Arena.

The Tigers (2-0) led by as many as 16 early in the second half. But Samford (0-2) chipped away over the final 20 minutes - led by five 3-pointers from the Bulldogs' Katie Allen in the fourth quarter.

Three of them in the final 79 seconds - to put major pressure on the Tigers. A pair of key shots from redshirt sophomore Jala Jordan kept the Bulldogs at bay.

and clutch free throws from Thompson and junior Kira Lowery secured the win as Samford missed a final 3-point heave at the buzzer.

Thompson led Auburn with 16 points for the second straight game and pulled down 11 rebounds for her first double-double of the season and 43rd of her career.

She also led the Tigers with five steals. Lowery added 12 points on 4-of-6 shooting and had a team-leading four assists in her second game as a Tiger.

She also added a pair of steals. The Tigers led 22-16 after one on the strength of hitting five of their first seven 3-point attempts of the night.

But they would only make 2-of-18 from long range the rest of the way. Crashing the offensive glass in the second quarter helped pad the lead to 38-26 at the break.

It would be 42-26 less than a minute into the third on back-to-back buckets from Lowery, but from there, Auburn began to cool as Samford heated up.

The Tigers saw their lead shrink to 50-42 at the end of three, then an 8-4 Bulldog run over the first three minutes of the fourth cut it to 54-50.

Auburn would make just two more field goals the rest of the way - both clutch shots from Jordan in the final three minutes.

Her second, a 3-pointer with under a minute to play, pushed the lead to five at 61-56. From there, Allen sank two treys in a 10-second stretch.

sandwiched around four free throws from Thompson and Lowery, to make it a 1-point game at 65-64. Lowery was fouled again, made one of two, and a long-range heave from Samford's Makaila Woolard was off the mark.

AUBURN-- Five Auburn players scored in double-figures, and Auburn's defense helped lead the charge as the Tigers ran away from Gardner-Webb with a 97-61 victory Tuesday night at Auburn Arena.

The Tigers (3-0) shot better than 50 percent in all four quarters, finishing at 53.4 percent for the game, and turned 24 turnovers by Gardner-Webb (0-2) into 25 points.

All 14 players dressed saw the floor for Auburn, and 12 of 14 found their way onto the scoresheet. Auburn's 97 points equaled its highest scoring output of the Terri Williams-Flournoy era, matching a 97-point effort in the season opener against Grambling State in 2018.

Thompson led Auburn with 21 points and 12 rebounds for her second double-double in as many games; she now has 44 in her career.

She also had four steals on the night. Redshirt sophomore Honesty Scott-Grayson and junior Keya Patton both had their best Auburn performances to date as both tallied 14 points.

Scott-Grayson also pulled down a season-best seven rebounds along with a team-best five steals and three assists.

Jala Jordan hit double-digits for the second time this season with an 11-point night along with a team-best four assists, and freshman Aicha Coulibaly finished with a season-best 10 points and six rebounds.

Freshman Romi Levy just missed double-digits with a nine-point effort that also included grab two rebounds, two steals and two blocks.

one of which saw her sprint from half-court after a turnover to reject an otherwise open layup for the Runnin' Bulldogs.

Annie Hughes added six points, all in the first few minutes. And freshman walk-on Riley Donahue scored her first college points, hitting a 3-pointer in the final minute off an offensive rebound and assist from fellow freshman walk-on Carsen McFadden.

After Gardner-Webb hit the first basket of the game, Auburn pulled away early and never looked back, leading 28-9 after one period and 49-28 at the half.

The Tigers kept up the pressure throughout, holding the Runnin' Bulldogs to a 29.4 percent shooting effort.



### Game 4: Dec. 5, 2020 Houston 71, Auburn 61 Fertitta Center Houston, Texas

**Official Basketball Box Score - Game Totals - Final Statistics**  
Auburn vs Houston  
12/05/20 12:00 pm at Houston, TX

**Auburn 61 • 3-1-0-0 SEC**

| ##            | Player           | Total FG-FGA | 3-Ptr FG-FGA | FT-FTA | Off Def Tot | PF | TP | A  | To | Bk | Stl | Min |    |
|---------------|------------------|--------------|--------------|--------|-------------|----|----|----|----|----|-----|-----|----|
| 11            | Romi Levy        | 0-2          | 0-1          | 0-0    | 0           | 1  | 2  | 0  | 0  | 2  | 0   | 14  |    |
| 20            | Unique Thompson  | 10-18        | 0-0          | 6-7    | 10          | 13 | 23 | 3  | 26 | 2  | 7   | 0   | 32 |
| 05            | Alcha Coulibaly  | 0-2          | 0-0          | 0-2    | 1           | 2  | 3  | 0  | 2  | 1  | 0   | 12  |    |
| 13            | Kira Lowery      | 1-3          | 0-1          | 0-0    | 1           | 1  | 0  | 2  | 0  | 3  | 0   | 12  |    |
| 03            | H. Scott-Grayson | 1-3          | 0-0          | 2-4    | 0           | 3  | 2  | 4  | 1  | 2  | 0   | 25  |    |
| 00            | Alycia Reese     | 4-6          | 2-3          | 0-0    | 0           | 1  | 10 | 1  | 1  | 0  | 1   | 16  |    |
| 10            | Keya Patton      | 2-10         | 0-2          | 2-2    | 1           | 0  | 1  | 2  | 6  | 0  | 2   | 22  |    |
| 02            | Sania Wells      | 0-5          | 0-1          | 0-0    | 1           | 0  | 1  | 0  | 0  | 0  | 0   | 15  |    |
| 03            | Annie Hughes     | 0-0          | 0-0          | 0-0    | 1           | 2  | 3  | 0  | 0  | 1  | 1   | 0   | 13 |
| 14            | Jala Jordan      | 4-11         | 0-4          | 5-5    | 2           | 3  | 5  | 13 | 3  | 1  | 2   | 26  |    |
| 22            | Alaina Rice      | 0-1          | 0-0          | 0-0    | 0           | 0  | 0  | 0  | 0  | 0  | 0   | 3   |    |
| <b>Team</b>   |                  |              |              |        |             |    |    |    |    |    |     |     |    |
| <b>Totals</b> |                  | 22-61        | 2-12         | 15-20  | 18          | 27 | 45 | 18 | 61 | 9  | 23  | 4   | 10 |

|           |            |      |            |      |            |      |             |       |             |          |  |
|-----------|------------|------|------------|------|------------|------|-------------|-------|-------------|----------|--|
| 1st FG %: | 3-12 25.0% | 2nd: | 4-17 23.5% | 3rd: | 7-14 50.0% | 4th: | 8-18 44.4%  | Game: | 22-56 36.1% | Deatball |  |
| 3Pt %:    | 0-1 0.0%   |      | 0-5 0.0%   |      | 1-4 25.0%  |      | 2-12 16.7%  |       | 2-12 16.7%  | Rebounds |  |
| FT %:     | 3-6 50.0%  |      | 0-0 0.0%   |      | 4-4 100.0% |      | 15-20 75.0% |       | 3           |          |  |

#### Houston 71 • 2-1-0-0 AAC

| ##            | Player               | Total FG-FGA | 3-Ptr FG-FGA | FT-FTA | Off Def Tot | PF | TP | A  | To | Bk | Stl | Min |     |
|---------------|----------------------|--------------|--------------|--------|-------------|----|----|----|----|----|-----|-----|-----|
| 01            | Bria Patterson       | 1-5          | 0-2          | 0-0    | 3           | 3  | 6  | 3  | 2  | 0  | 1   | 25  |     |
| 20            | Tatiana Hill         | 4-9          | 0-0          | 0-1    | 1           | 1  | 2  | 5  | 8  | 1  | 0   | 11  |     |
| 05            | Dymond Gladney       | 6-13         | 3-9          | 3-4    | 0           | 0  | 2  | 18 | 1  | 3  | 0   | 38  |     |
| 10            | Brintney Dnyeje      | 5-13         | 5-9          | 0-0    | 2           | 2  | 4  | 3  | 15 | 1  | 0   | 28  |     |
| 23            | Julia Blackshell-Fai | 1-5          | 0-1          | 1-2    | 3           | 3  | 6  | 2  | 7  | 1  | 0   | 21  |     |
| 00            | Eryka Sidney         | 1-3          | 0-2          | 0-0    | 0           | 0  | 1  | 2  | 1  | 2  | 0   | 14  |     |
| 02            | Miya Crump           | 3-8          | 2-6          | 0-0    | 0           | 4  | 4  | 1  | 8  | 1  | 2   | 15  |     |
| 14            | Laila Blair          | 2-3          | 0-0          | 1-1    | 1           | 2  | 3  | 0  | 5  | 3  | 0   | 14  |     |
| 21            | Daphane White        | 3-4          | 0-0          | 4-4    | 1           | 6  | 7  | 4  | 10 | 0  | 1   | 13  |     |
| 44            | Jazmine Whit         | 0-1          | 0-0          | 0-0    | 0           | 0  | 0  | 0  | 0  | 0  | 0   | 1   |     |
| <b>Team</b>   |                      |              |              |        |             |    |    |    |    |    |     |     |     |
| <b>Totals</b> |                      | 26-64        | 10-30        | 9-12   | 12          | 22 | 24 | 21 | 71 | 18 | 17  | 11  | 200 |

|           |            |      |            |      |            |      |            |       |             |          |  |
|-----------|------------|------|------------|------|------------|------|------------|-------|-------------|----------|--|
| 1st FG %: | 3-12 25.0% | 2nd: | 5-14 35.7% | 3rd: | 8-12 66.7% | 4th: | 4-10 40.0% | Game: | 26-64 40.6% | Deatball |  |
| 3Pt %:    | 0-1 0.0%   |      | 0-5 0.0%   |      | 1-4 25.0%  |      | 1-2 50.0%  |       | 2           |          |  |
| FT %:     | 1-2 50.0%  |      | 0-0 0.0%   |      | 1-1 100.0% |      | 9-12 75.0% |       | 2           |          |  |

Officials: Paulani Sparlock-Welch, Tom Deaneher, Joseph Vasily  
Technical fouls: Auburn-None. Houston-None.  
Attendance: 309  
2020-21 Women's Basketball. Round: 0. Auburn vs Houston. Played at Fertitta Ce

| Score by periods | 1st | 2nd | 3rd | 4th | Total |
|------------------|-----|-----|-----|-----|-------|
| Auburn           | 9   | 8   | 23  | 21  | 61    |
| Houston          | 22  | 12  | 20  | 17  | 71    |

Last FG - AU 4th-00:55, UH 4th-00:43.  
Largest lead - AU None, UH by 17 2nd-03:53.  
AU led for 00:00, UH led for 38:15. Game was tied for 01:26.

**HOUSTON--** Auburn senior Unique Thompson scored 26 points and had 23 rebounds, but the Tigers were unable to climb out of a deep first-half hole as Auburn fell for the first time this season, 71-61 at Houston.

The Tigers (3-1) had turnover trouble early, went cold for a large portion of the second quarter, and dealt with foul trouble to key contributors as Houston (2-1) took a 34-17 halftime lead. But Auburn fought back in the second half, cutting the deficit to as few as six points before running out of time to complete the comeback.

Thompson's career night was the first 20-point, 20-rebound game by an Auburn player since 1993, when Lauretta Freeman had 30 points and 21 rebounds against Alabama. Thompson's 23 rebounds tied for the third-most in a game in Auburn history, the most since Sharon Stewart had 23 against Vanderbilt in 1988. She now has three double-doubles in four games this year and 45 for her career.

But the rest of Auburn's offense struggled as the Tigers shot 36 percent for the game (22-of-61) and hit just two 3-pointers. Both of those treys came from junior Alycia Reese, the Chattanoogaee Valley CC transfer, who scored 10 points off the bench. Jala Jordan added 13 points and five rebounds, hitting 5-of-5 free throws.

Auburn turned the ball over 10 times in the first quarter and finished with 23 for the game, which turned into 21 Houston points. The Cougars led 22-9 after one, then with Thompson on the bench in foul trouble, both teams went cold to start the second before Houston took a 34-17 lead to the break.

The Tigers started chipping away, cutting the deficit to 14 at the end of the quarter and getting within single digits with 6:47 to play. It would be as close as six points at 59-53 with 4:18 to play after a Jordan layup. But every time Auburn threatened to get within striking distance, Houston answered. The Cougars hit four of their final five shots in the game to extinguish Auburn's comeback hopes.

### Game 5: Dec. 13, 2020 Auburn 74, South Alabama 66 Auburn Arena Auburn, Ala.

**Official Basketball Box Score - Game Totals - Final Statistics**  
South Alabama vs Auburn  
12/13/20 3:00 pm at Auburn, AL

**South Alabama 66 • 3-2-0-0 Sun Belt**

| ##            | Player           | Total FG-FGA | 3-Ptr FG-FGA | FT-FTA | Off Def Tot | PF | TP | A  | To | Bk | Stl | Min |     |
|---------------|------------------|--------------|--------------|--------|-------------|----|----|----|----|----|-----|-----|-----|
| 22            | Jaylen Mallard   | 3-4          | 0-1          | 2-2    | 1           | 3  | 4  | 8  | 0  | 0  | 0   | 28  |     |
| 35            | Antonette Lewis  | 5-13         | 0-1          | 5-10   | 5           | 5  | 10 | 5  | 15 | 2  | 6   | 3   | 31  |
| 03            | Jayla Morrow     | 2-5          | 2-4          | 1-2    | 0           | 2  | 5  | 2  | 7  | 2  | 4   | 0   | 35  |
| 04            | Mahogany Vaught  | 4-13         | 1-2          | 4-5    | 0           | 2  | 3  | 13 | 6  | 4  | 0   | 38  |     |
| 45            | Deyvyn Lowe      | 4-13         | 4-9          | 1-2    | 1           | 2  | 3  | 13 | 0  | 2  | 0   | 1   | 36  |
| 02            | Serin Dunne      | 0-2          | 0-0          | 0-0    | 0           | 0  | 0  | 0  | 0  | 1  | 0   | 7   |     |
| 10            | Janelle Jones    | 0-2          | 0-0          | 0-0    | 0           | 0  | 0  | 2  | 0  | 0  | 0   | 4   |     |
| 11            | Jaciona Davis    | 3-6          | 0-0          | 4-6    | 1           | 4  | 5  | 2  | 10 | 0  | 2   | 20  |     |
| 23            | Ashanti Levergne | 0-0          | 0-0          | 0-0    | 0           | 0  | 0  | 0  | 0  | 0  | 0   | 1   |     |
| <b>Team</b>   |                  |              |              |        |             |    |    |    |    |    |     |     |     |
| <b>Totals</b> |                  | 21-56        | 7-19         | 17-27  | 11          | 26 | 37 | 21 | 66 | 11 | 21  | 5   | 150 |

|           |            |      |            |      |            |      |             |       |             |          |  |
|-----------|------------|------|------------|------|------------|------|-------------|-------|-------------|----------|--|
| 1st FG %: | 6-12 50.0% | 2nd: | 5-13 38.5% | 3rd: | 7-18 38.9% | 4th: | 3-13 23.1%  | Game: | 21-56 37.5% | Deatball |  |
| 3Pt %:    | 4-4 100.0% |      | 3-5 60.0%  |      | 0-4 0.0%   |      | 7-19 36.8%  |       | 7           |          |  |
| FT %:     | 1-2 50.0%  |      | 4-6 66.7%  |      | 2-5 40.0%  |      | 10-14 71.4% |       | 17-27 63.0% |          |  |

#### Auburn 74 • 4-1-0-0 SEC

| ##            | Player           | Total FG-FGA | 3-Ptr FG-FGA | FT-FTA | Off Def Tot | PF | TP | A  | To | Bk | Stl | Min |    |
|---------------|------------------|--------------|--------------|--------|-------------|----|----|----|----|----|-----|-----|----|
| 14            | Jala Jordan      | 1-2          | 1-6          | 1-2    | 1           | 4  | 5  | 4  | 6  | 2  | 4   | 0   | 23 |
| 20            | Unique Thompson  | 6-14         | 0-0          | 9-9    | 7           | 7  | 14 | 5  | 21 | 0  | 4   | 0   | 31 |
| 03            | Annie Hughes     | 4-8          | 3-5          | 0-0    | 0           | 3  | 3  | 11 | 0  | 0  | 0   | 32  |    |
| 13            | Kira Lowery      | 3-7          | 0-0          | 4-5    | 1           | 1  | 2  | 1  | 10 | 0  | 2   | 0   | 28 |
| 23            | H. Scott-Grayson | 1-8          | 1-3          | 1-2    | 0           | 3  | 4  | 4  | 0  | 2  | 0   | 24  |    |
| 02            | Sania Wells      | 3-10         | 3-6          | 2-4    | 1           | 0  | 1  | 11 | 2  | 0  | 0   | 25  |    |
| 04            | Riley Donahue    | 0-0          | 0-0          | 0-0    | 0           | 0  | 0  | 1  | 0  | 0  | 0   | 0+  |    |
| 05            | Alcha Coulibaly  | 0-0          | 0-0          | 0-0    | 0           | 2  | 3  | 1  | 0  | 0  | 0   | 4   |    |
| 11            | Romi Levy        | 0-6          | 0-2          | 2-2    | 4           | 3  | 7  | 1  | 8  | 3  | 2   | 0   | 24 |
| 24            | Carsen McFadden  | 1-2          | 0-0          | 1-2    | 0           | 0  | 0  | 0  | 3  | 3  | 0   | 0   | 9  |
| <b>Team</b>   |                  |              |              |        |             |    |    |    |    |    |     |     |    |
| <b>Totals</b> |                  | 23-65        | 8-22         | 20-26  | 18          | 26 | 44 | 20 | 74 | 10 | 16  | 3   | 12 |

|           |            |      |            |      |            |      |            |       |             |          |      |
|-----------|------------|------|------------|------|------------|------|------------|-------|-------------|----------|------|
| 1st FG %: | 5-20 25.0% | 2nd: | 5-15 33.3% | 3rd: | 8-16 50.0% | 4th: | 5-14 35.7% | Game: | 23-65 35.4% | Deatball |      |
| 3Pt %:    | 0-1 0.0%   |      | 1-5 20.0%  |      | 3-13 23.1% |      | 3-6 50.0%  |       | 8-22 36.4%  |          |      |
| FT %:     | 1-2 50.0%  |      | 1-2 50.0%  |      | 8-10 80.0% |      | 9-11 81.8% |       | 20-26 76.9% |          | 4-11 |

Officials: Ashlee Goode, Meadow Overstreet, Beverly Roberts  
Technical fouls: South Alabama-None. Auburn-None.  
Attendance: 520  
2020-21 Women's Basketball. Round: 0. Auburn vs South Alabama. Played at Auburn

| Score by periods | 1st | 2nd | 3rd | 4th | Total |
|------------------|-----|-----|-----|-----|-------|
| South Alabama    | 17  | 17  | 16  | 16  | 66    |
| Auburn           | 12  | 16  | 25  | 21  | 74    |

Last FG - USA 4th-00:47, AU 4th-02:04.  
Largest lead - USA by 12 2nd-05:04, AU by 12 4th-01:01.  
USA led for 25:47, AU led for 12:56. Game was tied for 00:43.

### Game 6: Dec. 16, 2020 Stephen F. Austin 67, Auburn 54 Auburn Arena Auburn, Ala.

**Official Basketball Box Score - Game Totals - Final Statistics**  
SFA vs Auburn  
12/16/20 6:00 pm at Auburn, AL

**SFA 67 • 6-2-0-0 Southlan**

| ##            | Player             | Total FG-FGA | 3-Ptr FG-FGA | FT-FTA | Off Def Tot | PF | TP | A  | To | Bk | Stl | Min |    |
|---------------|--------------------|--------------|--------------|--------|-------------|----|----|----|----|----|-----|-----|----|
| 21            | Aiyana Johnson     | 1-4          | 0-0          | 2-4    | 3           | 9  | 12 | 3  | 4  | 3  | 2   | 1   | 29 |
| 02            | Alyssa Mayfield    | 7-12         | 1-2          | 4-4    | 0           | 4  | 4  | 2  | 19 | 1  | 2   | 0   | 19 |
| 13            | Stephanie Visscher | 6-13         | 3-8          | 0-0    | 0           | 7  | 7  | 15 | 1  | 1  | 1   | 2   | 40 |
| 10            | Marissa Banfield   | 1-10         | 1-10         | 0-0    | 0           | 0  | 0  | 0  | 3  | 1  | 0   | 1   | 25 |
| 22            | Zya Nugent         | 3-4          | 1-2          | 2-3    | 0           | 2  | 3  | 9  | 2  | 0  | 8   | 1   | 23 |
| 05            | Tasharian Robinson | 0-1          | 0-0          | 0-0    | 1           | 1  | 2  | 3  | 0  | 2  | 0   | 0   | 8  |
| 10            | Brianna Mitchell   | 2-5          | 1-2          | 8-9    | 1           | 1  | 2  | 23 | 3  | 3  | 0   | 14  |    |
| 11            | Avory Brittingham  | 2-4          | 0-0          | 0-1    | 1           | 3  | 4  | 3  | 4  | 0  | 2   | 0   | 18 |
| 23            | Ashanti Johnson    | 0-1          | 0-0          | 1-1    | 2           | 2  | 0  | 0  | 1  | 0  | 0   | 4   |    |
| <b>Team</b>   |                    |              |              |        |             |    |    |    |    |    |     |     |    |
| <b>Totals</b> |                    | 22-54        | 7-25         | 16-21  | 12          | 31 | 43 | 21 | 67 | 12 | 24  | 2   | 7  |

|           |            |      |            |      |            |      |             |       |             |          |  |
|-----------|------------|------|------------|------|------------|------|-------------|-------|-------------|----------|--|
| 1st FG %: | 4-11 36.4% | 2nd: | 6-17 35.3% | 3rd: | 7-13 53.8% | 4th: | 5-13 38.5%  | Game: | 22-54 40.7% | Deatball |  |
| 3Pt %:    | 1-5 20.0%  |      | 3-8 37.5%  |      | 1-4 25.0%  |      | 7-25 28.0%  |       | 7-25 28.0%  |          |  |
| FT %:     | 1-4 25.0%  |      | 0-0 0.0%   |      | 2-3 66.7%  |      | 11-13 84.6% |       | 16-21 76.2% |          |  |

#### Auburn 54 • 4-2-0-0 SEC

| ## | Player           | Total FG-FGA | 3-Ptr FG-FGA | FT-FTA | Off Def Tot | PF | TP | A | To | Bk | Stl | Min |    |
|----|------------------|--------------|--------------|--------|-------------|----|----|---|----|----|-----|-----|----|
| 14 | Jala Jordan      | 1-3          | 1-2          | 1-1    | 1           | 1  | 2  | 0 | 8  | 0  | 0   | 0   | 12 |
| 20 | Unique Thompson  | 3-9          | 0-0          | 5-8    | 3           | 11 | 14 | 3 | 11 | 1  | 2   | 4   | 33 |
| 03 | Annie Hughes     | 2-4          | 0-2          | 1-2    | 3           | 0  | 3  | 2 | 5  | 0  | 0   | 0   | 25 |
| 13 | Kira Lowery      | 1-2          | 0-0          | 0-0    | 0           | 1  | 1  | 4 | 2  | 1  | 4   | 1   | 20 |
| 23 | H. Scott-Grayson | 7-16         | 1-5          | 1-3    | 1           | 2  | 3  | 2 | 16 | 2  | 4   | 2   | 25 |
| 02 | Keya Patton      | 0-2          | 0-0          | 0-0    | 0           | 2  | 2  | 1 | 0  | 0  | 0   | 0   | 12 |
| 02 | Sania Wells      | 1-6          | 0-3          | 2-4    | 0           | 0  | 3  | 4 | 1  | 0  | 1   | 0   | 20 |
| 05 | Alcha Coulibaly  | 2-5</        |              |        |             |    |    |   |    |    |     |     |    |

Game 7: Dec. 17, 2020
Auburn 94, North Florida 81
Auburn Arena
Auburn, Ala.

Game 8: Dec. 20, 2020
Belmont 78, Auburn 57
Auburn Arena
Auburn, Ala.

Game 9: Dec. 31, 2020
LSU 56, Auburn 43
Pete Maravich Assembly Center
Baton Rouge, La.

Official Basketball Box Score - Game Totals - Final Statistics

North Florida vs Auburn
12/17/20 6:00 pm at Auburn, AL
North Florida 81 • 2-4, 0-0 ASUN

Official Basketball Box Score - Game Totals - Final Statistics

Belmont vs Auburn
12/20/20 2:00 pm at Auburn, AL
Belmont 78 • 4-2, 1-0 OVC

Official Basketball Box Score - Game Totals - Final Statistics

Auburn vs LSU
12/31/20 6:00 pm at Baton Rouge, LA
Auburn 43 • 5-4, 0-1 SEC

Auburn 94 • 5-2, 0-0 SEC

Table with 10 columns: Player, FG-FGA, 3-PT, Rebounds, PF, TP, A TO Blk, Stl, Min. Lists players like Jala Jordan, Unique Thompson, etc.

Auburn 57 • 5-3, 0-1 SEC

Table with 10 columns: Player, FG-FGA, 3-PT, Rebounds, PF, TP, A TO Blk, Stl, Min. Lists players like Jala Jordan, Unique Thompson, etc.

LSU 56 • 3-4, 1-0 SEC

Table with 10 columns: Player, FG-FGA, 3-PT, Rebounds, PF, TP, A TO Blk, Stl, Min. Lists players like Awa Trasi, Faustine Aifuwa, etc.

Officials: Kristen Bell, Bianca Burns, Felicia Grister

Score by periods table for Auburn vs North Florida. Shows 1st, 2nd, 3rd, 4th quarters and Total scores.

Officials: Carmen Portorreal, Marcus Clayton, Douglas Knight

Score by periods table for Belmont vs Auburn. Shows 1st, 2nd, 3rd, 4th quarters and Total scores.

Officials: Salf Eho, Maggie Tieman, Billy Smith

Score by periods table for Auburn vs LSU. Shows 1st, 2nd, 3rd, 4th quarters and Total scores.

AUBURN-- Five Tigers scored in double-figures as Auburn topped the 90-point mark for the second time this season with a 94-81 win over North Florida Thursday night at Auburn Arena.

The Tigers (5-2) were able to bounce back from tough offensive night Wednesday in their loss to SFA with their second-highest scoring total of the season, getting big nights from senior Unique Thompson and sophomore Annie Hughes to lead the way.

Thompson led Auburn with 19 points and 18 rebounds, her sixth straight double-double and the 48th of her career. Her 18 rebounds were the most in a home game in her Auburn career; she also contributed three assists and two steals. Hughes hit for a career-high 17 points and matched a career-high with seven rebounds, knocking down three 3-pointers for the second time in three games. She also shared the team lead with three steals.

Redshirt sophomore Honesty Scott-Grayson scored 16 points for the second straight night, matching her career high from Wednesday's game. She also had three steals. Freshman Romi Levy also had a career-high 12 points along with five rebounds, and Jala Jordan came up just short of her first career double-double with 11 points and eight rebounds. Alaina Rice added nine points off the bench, her best at Auburn, and Kira Lowery led the Tigers with five assists and a career-best three steals.

Auburn shot 42.5 percent for the game, hitting 34 of a season-high 80 shots. The Tigers also hit a season-best 11 3-pointers, three from Hughes and two each from Jordan, Levy, Rice and Sania Wells. It was also a much-improved night at the free-throw line as the Tigers hit 15-of-18 attempts (83.3%). Auburn out-rebounded UNF 48-34 and forced the Ospreys into 22 turnovers, leading to 26 points.

Auburn maintained its double-digit lead throughout the third as the Ospreys kept launching 3-pointers, but the Tigers increased their lead by one more point to 66-53 headed to the fourth. Taking advantage of tired legs on the part of Auburn, UNF cut the lead to as few as seven points, shooting 58 percent in the fourth. But Auburn got big buckets from Thompson, Levy and Rice down the stretch to hold off the Ospreys' comeback bid.

AUBURN-- Auburn senior Unique Thompson had 20 points, 23 rebounds and hit a major milestone with her 1,000th career rebound, but the Tigers could not overcome turnover troubles in a 78-57 loss to Belmont Sunday afternoon at Auburn Arena.

Thompson became the fifth player at Auburn to surpass the 1,000-rebound mark for her career with her 13th board of the day. With 23 rebounds in the contest, Thompson now sits fourth in career rebounds with 1,010, passing Vickie Orr (1,006).

But Auburn (5-3), playing its third game in five days, turned the ball over a season-high 27 times, leading to 31 points for Belmont (4-2). The Tigers also saw the Bruins hit 11 3-pointers and shoot 50 percent from long range.

Thompson's effort was her second 20-point, 20-rebound game of the season; Auburn had only had five such games in program history heading into the year. Her 23 rebounds tied her career-high, which also ranks as the third-most in a single game in Auburn history. It was also her seventh straight double-double and 49th of her career as she continues to lead the nation in that category.

Redshirt sophomore Honesty Scott-Grayson also had her third straight strong performance with a career-high 18 points along with four rebounds, four assists and a team-leading three steals. Sania Wells added eight points, and Annie Hughes had seven.

The Tigers out-rebounded Belmont 47-30, but the Bruins controlled nearly every other statistical category. Auburn shot 37 percent (22-60) from the field and just 3-of-17 (18%) from 3-point range.

Auburn fell behind 26-14 after one quarter, thanks in large part to 10 turnovers in the first 10 minutes. The Tigers would get as close as eight points, but seemingly every time the Tigers would chip away, Belmont would answer with a big shot of its own. The Bruins led 45-28 at the half.

Conley Chinn led four Bruins in double figures with 21 points while Destinee Wells added 15. Jamilyn Kinney added 11 steals.

BATON ROUGE, La.-- Auburn got strong play from its freshmen in their first SEC road game, but second-half turnover troubles plagued Auburn in a 56-43 loss at LSU Thursday night.

Auburn (5-4, 0-1 SEC) led by eight at halftime and got a combined 20 points and 16 rebounds from freshmen Romi Levy and Aicha Coulibaly, but relentless pressure from LSU (3-4, 1-0) led to 24 turnovers that LSU converted into 22 points.

Coulibaly led Auburn with a career-high 12 points. Levy added eight points and a career-high 11 rebounds, along with 5 steals.

As a team, Auburn shot a season-low 28.3 percent from the field (17-60) and 3-of-18 (16.7%) from 3-point range. Auburn pulled down 39 rebounds to LSU's 43 and forced LSU into 19 turnovers.

The Auburn rookies contributed more than half of the team's first-half points as Auburn took a 27-19 lead at the break. Levy had six points and nine rebounds in the opening half while Coulibaly had 10 points, including her first career 3-pointer. Auburn also forced LSU into 12 first-half turnovers.

But in the second half, Auburn struggled to get the ball across half court with 13 turnovers leading to 17 LSU points. A seven-point lead quickly turned into a two-point deficit late in the third quarter as Auburn went nearly six minutes without a basket, and LSU continued to turn up the pressure in the fourth as Auburn again struggled to score.

Auburn was without the services of leading scorer and rebounder Unique Thompson, who missed the game for medical reasons.

Khayla Pointer led LSU with 14 points. Tiara Young and Jailin Cherry added eight apiece.

2020-21 AUBURN WOMEN'S BASKETBALL

21 NCAA Tournaments • 3 Final Fours • 5 SEC Titles • 4 SEC Tournament Titles

Game 10: Jan. 3, 2021  
Georgia 76, Auburn 44  
Auburn Arena  
Auburn, Ala.

Official Basketball Box Score -- Game Totals -- Final Statistics

Georgia vs Auburn

01/03/21 2:00 pm at Auburn, AL

Georgia 76 • 9-1,1-1 SEC

| #  | Player              | Total |       | 3-Ptr |      | Rebounds |     | PF | TP | A  | TO | Bk | Stl | Min |     |
|----|---------------------|-------|-------|-------|------|----------|-----|----|----|----|----|----|-----|-----|-----|
|    |                     | FG    | FGA   | FG    | FGA  | FT       | FTA |    |    |    |    |    |     |     | Off |
| 20 | Jordan Isaacs       | f     | 2-3   | 0-0   | 0-0  | 2        | 5   | 7  | 1  | 4  | 1  | 3  | 0   | 0   | 17  |
| 14 | Jenna Staiti        | f     | 5-11  | 0-0   | 3-4  | 2        | 3   | 5  | 3  | 13 | 0  | 1  | 4   | 1   | 19  |
| 02 | Gabby Connally      | c     | 3-4   | 2-2   | 1-2  | 0        | 0   | 0  | 1  | 9  | 1  | 1  | 0   | 1   | 15  |
| 11 | Maya Caldwell       | g     | 4-8   | 1-3   | 0-1  | 0        | 2   | 2  | 9  | 2  | 2  | 0  | 0   | 1   | 23  |
| 23 | Que Morrison        | g     | 4-6   | 1-2   | 0-0  | 1        | 2   | 3  | 0  | 9  | 4  | 0  | 4   | 15  |     |
| 00 | Zoesha Smith        | g     | 0-1   | 0-0   | 0    | 1        | 0   | 1  | 0  | 1  | 0  | 0  | 1   | 6   |     |
| 01 | Chloe Chapman       | f     | 0-1   | 0-0   | 0    | 1        | 1   | 3  | 0  | 3  | 3  | 0  | 1   | 20  |     |
| 03 | Sarah Ashlee Barker | f     | 2-7   | 1-6   | 0-0  | 0        | 4   | 1  | 7  | 2  | 2  | 0  | 1   | 19  |     |
| 04 | Mikayla Coombs      | g     | 3-6   | 0-0   | 2-2  | 2        | 2   | 4  | 0  | 8  | 2  | 2  | 0   | 20  |     |
| 00 | Caitlin Hose        | g     | 0-3   | 0-2   | 0-0  | 1        | 1   | 0  | 0  | 1  | 0  | 0  | 0   | 8   |     |
| 15 | Mauri Davenport     | g     | 1-1   | 0-0   | 0    | 0        | 1   | 2  | 0  | 2  | 1  | 0  | 2   | 8   |     |
| 22 | Malury Bates        | g     | 2-5   | 0-0   | 2-2  | 1        | 2   | 3  | 1  | 6  | 2  | 1  | 0   | 13  |     |
| 05 | Javyn Nicholson     | g     | 4-6   | 0-0   | 1-2  | 2        | 6   | 8  | 2  | 9  | 0  | 1  | 0   | 17  |     |
|    | Team                |       | 2     | 2     | 4    |          |     |    |    |    |    |    |     |     |     |
|    | Totals              |       | 31-62 | 5-14  | 9-13 | 13       | 30  | 43 | 16 | 76 | 18 | 22 | 6   | 13  | 200 |

|           |      |       |       |     |        |      |     |       |      |     |       |       |      |       |                    |   |
|-----------|------|-------|-------|-----|--------|------|-----|-------|------|-----|-------|-------|------|-------|--------------------|---|
| 1st FG %: | 11.9 | 57.0% | 2nd:  | 7.1 | 58.3%  | 3rd: | 9.1 | 66.0% | 4th: | 4.6 | 25.0% | Game: | 11.4 | 59.0% | Deadball Rebounds: | 4 |
| 3Pt %:    | 1.0  | 60.0% | FT %: | 1.2 | 100.0% | Off: | 1.4 | 25.0% | Def: | 8.4 | 69.0% |       | 5.14 | 52.7% |                    |   |
|           |      |       |       |     |        |      |     |       |      |     |       |       | 9.13 | 69.2% |                    |   |

Auburn 44 • 5-0,2-2 SEC

| #  | Player             | Total |       | 3-Ptr |      | Rebounds |     | PF | TP | A  | TO | Bk | Stl | Min |     |
|----|--------------------|-------|-------|-------|------|----------|-----|----|----|----|----|----|-----|-----|-----|
|    |                    | FG    | FGA   | FG    | FGA  | FT       | FTA |    |    |    |    |    |     |     | Off |
| 11 | Romi Levy          | f     | 0-7   | 0-4   | 0-0  | 0        | 3   | 3  | 2  | 0  | 2  | 0  | 0   | 6   | 34  |
| 14 | Jala Jordan        | f     | 4-14  | 1-5   | 0-1  | 1        | 0   | 1  | 3  | 9  | 0  | 3  | 1   | 0   | 17  |
| 02 | Keya Patton        | g     | 3-9   | 0-1   | 6-7  | 2        | 1   | 3  | 1  | 12 | 0  | 2  | 0   | 1   | 27  |
| 22 | Alaina Rice        | g     | 1-5   | 0-0   | 1-2  | 2        | 2   | 4  | 1  | 3  | 0  | 5  | 0   | 0   | 19  |
| 23 | H. Scott-Grayson   | g     | 2-5   | 0-0   | 2-2  | 1        | 3   | 4  | 2  | 6  | 1  | 0  | 0   | 1   | 17  |
| 00 | Alycia Reese       | g     | 0-0   | 0-0   | 0    | 0        | 0   | 0  | 0  | 0  | 0  | 0  | 0   | 4   |     |
| 01 | Chloe Chapman      | f     | 0-1   | 0-0   | 0    | 0        | 0   | 0  | 0  | 0  | 0  | 0  | 0   | 10  |     |
| 03 | Annie Hughes       | g     | 1-2   | 0-0   | 1-2  | 0        | 3   | 3  | 1  | 3  | 0  | 0  | 1   | 22  |     |
| 05 | Aicha Coulibaly    | g     | 3-7   | 0-1   | 0-1  | 2        | 2   | 2  | 2  | 6  | 0  | 1  | 1   | 24  |     |
| 13 | Kira Lowery        | g     | 1-1   | 0-0   | 1-3  | 0        | 1   | 1  | 0  | 3  | 1  | 5  | 0   | 12  |     |
| 24 | Carsen McFadden    | g     | 0-0   | 0-0   | 0    | 0        | 0   | 0  | 0  | 0  | 0  | 0  | 0   | 5   |     |
| 30 | M. Robinson-Nwagwu | g     | 1-3   | 0-0   | 0-0  | 1        | 1   | 1  | 2  | 0  | 3  | 0  | 1   | 9   |     |
|    | Team               |       | 3     | 2     | 5    |          |     |    |    |    |    |    |     |     |     |
|    | Totals             |       | 16-52 | 4-13  | 1-11 | 11-18    | 9   | 18 | 27 | 13 | 44 | 4  | 2   | 2   | 121 |

|           |     |       |       |     |       |      |     |        |      |     |       |       |       |       |                    |   |
|-----------|-----|-------|-------|-----|-------|------|-----|--------|------|-----|-------|-------|-------|-------|--------------------|---|
| 1st FG %: | 4.1 | 30.0% | 2nd:  | 6.4 | 42.9% | 3rd: | 1.3 | 2.7%   | 4th: | 5.2 | 41.7% | Game: | 16.52 | 30.8% | Deadball Rebounds: | 4 |
| 3Pt %:    | 3.4 | 20.0% | FT %: | 1.3 | 92.9% | Off: | 5.4 | 100.0% | Def: | 5.7 | 71.4% |       | 1.13  | 61.1% |                    |   |
|           |     |       |       |     |       |      |     |        |      |     |       |       | 11-18 | 61.1% |                    |   |

Officials: Carlie Fountain,Angelica Sullivan,Dee Kantner  
Technical fouls: Georgia-None. Auburn-Aicha Coulibaly.  
Attendance: 657  
2020-21 Women's Basketball. Round: 0. Auburn vs Georgia. Played at Auburn Arena

| Score by periods | Total |     |     |     |
|------------------|-------|-----|-----|-----|
|                  | 1st   | 2nd | 3rd | 4th |
| Georgia          | 26    | 17  | 19  | 14  |
| Auburn           | 10    | 13  | 6   | 15  |

Last FG - USA 4th-02:15, AU 4th-02:30.  
Largest lead - USA by 37, 3rd-01:43, AU None.  
UG led for 28:27, AU led for 00:00. Game was tied for 01:33.

Score tied - 1 time.  
Lead changed - 0 times.

**AUBURN--** Georgia's size and depth were too much to overcome for the Auburn women's basketball team Sunday afternoon as the Tigers fell 76-44 to the Lady Bulldogs at Auburn Arena.

The Tigers (5-5, 0-2 SEC), without leading scorer and rebounder Unique Thompson for the second straight game, were unable to get much going on offense and turned the ball over a season-high 27 times. Georgia (9-1, 1-1) converted those turnovers into 26 points and had seven players score at least eight points in the game.

Junior Keya Patton was Auburn's only player in double figures with 12 points, going 6-of-7 at the free-throw line. Jala Jordan added nine points. Romi Levy added a career-best six steals, the most by an Auburn player this season. Alaina Rice and Honesty Scott-Grayson were the Tigers' top rebounders with four apiece.

Auburn shot 30.8 percent from the field (16-52) and hit just one 3-pointer on 11 tries. Georgia shot 50 percent on the day (31-62) and out-rebounded the Tigers 43-27.

Jenna Staiti led the Lady Bulldogs with 13 points and four blocks. Gabby Connally, Maya Caldwell, Que Morrison and Javyn Nicholson all added nine points; Nicholson was the Dawgs' top rebounder with eight.

**OXFORD, Miss.--** Auburn sophomore Honesty Scott-Grayson scored a career-high 23 points, but the Tigers' best effort so far in SEC play came up just short in a 62-58 loss at Ole Miss Thursday night.

The Tigers trailed by as many as 12 points late in the third quarter, but opened the fourth on a 7-0 run and got within two in the final minute of the game. But Ole Miss made a pair of free throws in the closing seconds to secure the victory.

Scott-Grayson was 9-of-16 from the field and hit three times from 3-point range; she also led the Tigers with five rebounds and shared the team lead with three steals. Romi Levy added 13 points, and Morgan Robinson-Nwagwu equaled Scott-Grayson's steals total with three of her own.

As a team, Auburn shot 41.8 percent (23-55) and was 6-of-21 from 3-point range (28.6%). But the fourth quarter saw the Tigers hit 8-of-12 shots as they nearly completed the comeback. Ole Miss outrebounded Auburn 34-28, but the Tigers turned 19 Rebel turnovers into 17 points, their best showing in the turnover department in SEC play.

A slow start saw Ole Miss take a 16-8 lead after one, but the Tigers never led the Rebels pull away; it was 32-23 at the half. Auburn then made three straight 3-pointers in the third to pull within four, but the Rebels ended the quarter on an 8-0 run to take a 12-point lead to the fourth. Auburn answered with a 7-0 run to start the final period, but Ole Miss got its lead back up to 10 at 59-49 with 3:13 to play. But over the next two-and-a-half minutes, Auburn got a 3-pointer from Scott-Grayson, a layup from Aicha Coulibaly, and a pair of jumpers from Scott-Grayson and Levy for a 9-1 run to get within two at 60-58 with 39 seconds to play. But the Tigers were unable to force another Rebel turnover, and a foul under the basket gave Ole Miss two clinching free throws with 14 seconds left.

Shakira Austin led Ole Miss with 25 points and 10 rebounds. The Rebels shot 44.9 percent for the game and went 13-for-18 at the free-throw line.

**GAINESVILLE, Fla.--** A shorthanded Auburn women's basketball team stayed within striking distance of Florida throughout, but the Tigers could not overcome a poor shooting first half in a 68-54 loss Sunday at the O'Connell Center.

The Tigers traveled just eight scholarship players and one walk-on to Florida after a week that saw two games postponed due to COVID-19 protocols. But despite trailing by as many as 18 in the third quarter, Auburn cut the deficit to as few as seven midway through the fourth.

Unique Thompson, playing for the first time in four weeks, picked up where she left off with her eighth double-double of the season, posting 14 points and 14 rebounds. She also led Auburn with four assists and shared the team lead with two steals. Honesty Scott-Grayson led the Tigers with 18 points, and Morgan Robinson-Nwagwu added a career-high nine points in her first collegiate start.

Despite numerous good looks at the basket, the Tigers shot a season-low 27.9 percent from the field (19-68) while Florida was 25-of-59 (42.4%). The Tigers' defense came up big, especially in the second half, turning 12 Florida turnovers into 20 points. But despite out-rebounding the Gators 44-41, including 20 offensive rebounds, Auburn was only able to eke out two second-chance points.

The Tigers trailed 21-8 after one quarter, but the final 30 minutes only saw the Gators outscore Auburn by one point. It was 35-21 at halftime, but Auburn opened up the third quarter on an 8-0 run to cut it to a six-point game. Auburn, however, would get no closer.

Kiara Smith led Florida with 22 points and 13 rebounds, and Lavender Briggs added 18 points.

Game 11: Jan. 7, 2021  
Ole Miss 62, Auburn 58  
The Pavilion at Ole Miss  
Oxford, Miss.

Official Basketball Box Score -- Game Totals -- Final Statistics

Auburn vs Ole Miss

01/07/21 6:00 pm at Oxford, MS

Auburn 58 • 5-6,0-3 SEC

| #  | Player             | Total |       | 3-Ptr |     | Rebounds |     | PF | TP | A  | TO | Bk | Stl | Min |
|----|--------------------|-------|-------|-------|-----|----------|-----|----|----|----|----|----|-----|-----|
|    |                    | FG    | FGA   | FG    | FGA | FT       | FTA |    |    |    |    |    |     |     |
| 11 | Romi Levy          | f     | 6-10  | 1-5   | 0-0 | 0        | 4   | 3  | 13 | 2  | 0  | 0  | 0   | 23  |
| 14 | Jala Jordan        | f     | 2-5   | 0-3   | 0-2 | 1        | 3   | 4  | 3  | 4  | 1  | 1  | 0   | 27  |
| 03 | Keya Patton        | g     | 2-6   | 2-4   | 0-0 | 0        | 2   | 2  | 6  | 1  | 2  | 0  | 0   | 28  |
| 22 | Alaina Rice        | g     | 1-4   | 0-2   | 0-0 | 1        | 2   | 3  | 0  | 2  | 1  | 4  | 0   | 14  |
| 23 | H. Scott-Grayson   | g     | 9-16  | 3-5   | 2-2 | 1        | 4   | 5  | 4  | 23 | 2  | 4  | 0   | 30  |
| 00 | Alycia Reese       | g     | 0-2   | 0-0   | 0-0 | 0        | 0   | 0  | 0  | 1  | 0  | 0  | 0   | 4   |
| 02 | Sania Wells        | g     | 1-4   | 0-0   | 2-2 | 0        | 4   | 0  | 4  | 1  | 0  | 0  | 1   | 11  |
| 03 | Annie Hughes       | g     | 0-0   | 0-0   | 0-0 | 0        | 1   | 1  | 0  | 0  | 1  | 0  | 1   | 22  |
| 05 | Aicha Coulibaly    | g     | 2-6   | 0-0   | 0-0 | 1        | 1   | 2  | 1  | 4  | 1  | 0  | 0   | 15  |
| 13 | Kira Lowery        | g     | 0-1   | 0-0   | 0-0 | 0        | 1   | 1  | 2  | 0  | 1  | 0  | 0   | 12  |
| 30 | M. Robinson-Nwagwu | g     | 0-1   | 0-0   | 2-2 | 0        | 0   | 0  | 0  | 2  | 6  | 2  | 0   | 14  |
|    | Team               |       | 2     | 4     | 6   |          |     |    |    |    |    |    |     |     |
|    | Totals             |       | 23-55 | 6-21  | 6-8 | 6        | 22  | 28 | 15 | 58 | 18 | 17 | 0   | 12  |

|           |     |       |       |     |        |      |      |        |      |      |       |       |       |       |                    |   |
|-----------|-----|-------|-------|-----|--------|------|------|--------|------|------|-------|-------|-------|-------|--------------------|---|
| 1st FG %: | 4-4 | 28.6% | 2nd:  | 7-8 | 38.7%  | 3rd: | 4-11 | 36.4%  | 4th: | 5-12 | 66.7% | Game: | 23.55 | 41.8% | Deadball Rebounds: | 4 |
| 3Pt %:    | 3.0 | 60.0% | FT %: | 3.0 | 100.0% | Off: | 3.0  | 100.0% | Def: | 6.2  | 66.7% |       | 5.14  | 52.7% |                    |   |
|           |     |       |       |     |        |      |      |        |      |      |       |       | 6.22  | 66.7% |                    |   |

Ole Miss 62 • 7-1,1-1 SEC

| #  | Player           | Total |       | 3-Ptr |       | Rebounds |     | PF | TP | A  | TO | Bk | Stl | Min |     |
|----|------------------|-------|-------|-------|-------|----------|-----|----|----|----|----|----|-----|-----|-----|
|    |                  | FG    | FGA   | FG    | FGA   | FT       | FTA |    |    |    |    |    |     |     | Off |
| 00 | Shakira Austin   | f     | 10-17 | 1-2   | 4-5   | 2        | 8   | 10 | 2  | 25 | 2  | 2  | 0   | 3   | 34  |
| 22 | Iyanna Kitchens  | f     | 3-4   | 0-0   | 0-2   | 1        | 3   | 3  | 6  | 1  | 2  | 0  | 0   | 18  |     |
| 02 | Mimi Reid        | g     | 2-5   | 1-1   | 0-0   | 0        | 2   | 2  | 1  | 5  | 6  | 6  | 0   | 28  |     |
| 03 | Dannette Johnson | g     | 2-5   | 0-1   | 3-3   | 0        | 3   | 0  | 0  | 7  | 6  | 3  | 1   | 34  |     |
| 21 | Taylor Smith     | g     | 0-5   | 0-1   | 1-2   | 1        | 1   | 2  | 0  | 1  | 2  | 1  | 0   | 23  |     |
| 04 | Valerie Nesbitt  | g     | 1-2   | 0-0   | 5-6   | 0        | 0   | 0  | 0  | 7  | 2  | 0  | 3   | 18  |     |
| 05 | Snudda Collins   | g     | 3-8   | 3-7   | 0-0   | 0        | 7   | 4  | 9  | 0  | 1  | 3  | 0   | 30  |     |
| 25 | Tiya Douglas     | g     | 1-3   | 0-0   | 0-0   | 0        | 1   | 1  | 1  | 2  | 0  | 2  | 0   | 15  |     |
|    | Team             |       | 3     | 9     | 9     |          |     |    |    |    |    |    |     |     |     |
|    | Totals           |       | 22-49 | 5-12  | 13-18 | 7        | 27  | 34 | 11 | 62 | 19 | 19 | 4   | 10  |     |

|           |      |       |       |      |        |      |      |        |      |       |       |       |       |       |                    |   |
|-----------|------|-------|-------|------|--------|------|------|--------|------|-------|-------|-------|-------|-------|--------------------|---|
| 1st FG %: | 6-12 | 50.0% | 2nd:  | 6-13 | 46.2%  | 3rd: | 7-16 | 43.8%  | 4th: | 3-8   | 37.5% | Game: | 23.49 | 44.0% | Deadball Rebounds: | 3 |
| 3Pt %:    | 2-4  | 50.0% | FT %: | 5-2  | 100.0% | Off: | 5.2  | 100.0% | Def: | 13.18 | 72.2% |       | 6.12  | 66.7% |                    |   |
|           |      |       |       |      |        |      |      |        |      |       |       |       | 6.12  | 66.7% |                    |   |

Officials: Karieta Tobin,Laura Morris,Gina Cross  
Technical fouls: Auburn-None. Ole Miss-None.  
Attendance: 551  
2020-21 Women's Basketball. Round: 0. Auburn vs Ole Miss. Played at The Pavill

| Score by periods | Total |     |     |     |
|------------------|-------|-----|-----|-----|
|                  | 1st   | 2nd | 3rd | 4th |
| Auburn           | 8     | 15  | 13  | 22  |
| Ole Miss         | 16    | 16  | 16  | 58  |

Last FG - AU 4th-00:39, OM 4th-03:37.  
Largest lead - AU None, OM by 12, 3rd-03:49.  
AU led for 00:00, OM led for 38:37. Game was tied for 01:03.

Score tied - 0 times.  
Lead changed - 0 times.

**GAINESVILLE, Fla.--** A shorthanded Auburn women's basketball team stayed

Game 13: Jan. 21, 2021 #12 Kentucky 76, Auburn 71 Auburn Arena Auburn, Ala.

Official Basketball Box Score - Game Totals - Final Statistics Kentucky vs Auburn 01/21/21 7:30 pm at Auburn, AL

Table with columns for Player, FG-FGA, 3-Ptr, Rebounds, and other stats for Kentucky 76 and Auburn 71. Includes team totals and shooting percentages.

Auburn 71 • 5-9,0-5 SEC

Table with columns for Player, FG-FGA, 3-Ptr, Rebounds, and other stats for Auburn 71. Includes team totals and shooting percentages.

Officials: Douglas Knight, Brian Garland, Angelica Sufferin Technical Fouls: Kentucky-None, Auburn-None. Attendance: 578

2020-21 Women's Basketball. Round: 0. Auburn vs Kentucky. Played at Auburn Arena

Score by periods table with columns for 1st, 2nd, 3rd, 4th, and Total scores for Kentucky and Auburn.

Last FG - UK 4th-02:43. AU 4th-00:21. Largest lead - UK by 14 3rd-05:51. AU by 2 1st-06:02. UK led for 36:29. AU led for 01:52. Game was tied for 01:39.

Game 14: Jan. 24, 2021 Alabama 67, Auburn 55 Coleman Coliseum Tuscaloosa, Ala.

Official Basketball Box Score - Game Totals - Final Statistics Auburn vs Alabama 01/24/21 1:00 pm at Tuscaloosa, AL

Table with columns for Player, FG-FGA, 3-Ptr, Rebounds, and other stats for Auburn 55 and Alabama 67. Includes team totals and shooting percentages.

Alabama 67 • 12-5,2 SEC

Table with columns for Player, FG-FGA, 3-Ptr, Rebounds, and other stats for Alabama 67. Includes team totals and shooting percentages.

Officials: Pualani Spurlock-Welsh, Angelica Sufferin, Gina Cross Technical Fouls: Auburn-None, Alabama-None. Attendance: 922

2020-21 Women's Basketball. Round: 0. Alabama vs Auburn. Played at Coleman Col

Score by periods table with columns for 1st, 2nd, 3rd, 4th, and Total scores for Auburn and Alabama.

Last FG - AU 4th-00:04. BAMA 4th-00:02. Largest lead - AU None, BAMA by 14 3rd-04:31. AU led for 00:00. BAMA led for 39:35. Game was tied for 00:25.

Game 15: Jan. 28, 2021 #8 Texas A&M 84, Auburn 69 Auburn Arena Auburn, Ala.

Official Basketball Box Score - Game Totals - Final Statistics Texas A&M vs Auburn 01/28/21 7:30 pm at Auburn, AL

Table with columns for Player, FG-FGA, 3-Ptr, Rebounds, and other stats for Auburn 69 and Texas A&M 84. Includes team totals and shooting percentages.

Auburn 69 • 5-10,0-7 SEC

Table with columns for Player, FG-FGA, 3-Ptr, Rebounds, and other stats for Auburn 69. Includes team totals and shooting percentages.

Officials: Eric Koch, Carla Fountain, Roy Gulbeyan Technical Fouls: Texas A&M-None, Auburn-None. Attendance: 578

2020-21 Women's Basketball. Round: 0. Auburn vs Texas A&M. Played at Auburn Ar

Score by periods table with columns for 1st, 2nd, 3rd, 4th, and Total scores for Auburn and Texas A&M.

Last FG - TAMU 4th-00:15. AU 4th-01:14. Largest lead - TAMU by 15 4th-05:43. AU by 1 1st-07:23. TAMU led for 37:17. AU led for 01:52. Game was tied for 00:51.

AUBURN-- Auburn battled the nation's 12th-ranked team for a full 40 minutes Thursday night, but a late rally fell just short in a 76-71 loss to No. 12 Kentucky at Auburn Arena.

The Tigers got 22 points from senior Unique Thompson - 13 of them in the fourth quarter - and never let the Wildcats out of their sights in Auburn's most complete effort so far in SEC play.

Auburn was nearly at full strength with 12 players dressed for Thursday's game, and the added depth was readily apparent as the Tigers' bench scored 27 points, their most since dropping 29 against North Florida on Dec. 17.

Thompson led all scorers with 22 points and picked up her ninth straight double-double with 10 rebounds as well. Jala Jordan had her best performance in SEC play with 11 points, and Honesty Scott-Grayson added 10 points and eight rebounds. Romi Levy contributed a career-high seven assists, the most by an Auburn player this year, along with five points and four rebounds.

Auburn shot 40 percent from the field (27-68) and hit five 3-pointers, in addition to going 12-of-16 at the free-throw line. The Tigers forced Kentucky into 15 turnovers, converting those into 16 points, and Auburn out-rebounded the Wildcats 41-38. Auburn scored 38 of its 71 points in the paint and turned 17 offensive rebounds into 12 second-chance points.

Kentucky, however, had the hot hand early, finishing at 47 percent for the game (28-59), including 10 3-pointers that proved to be the difference.

The teams traded leads throughout the first quarter with Kentucky going on an 11-3 run late that gave the Wildcats a 22-17 lead after 10 minutes. The lead grew to as many as 11, but Auburn cut it to eight at the half, holding UK to just one bucket in the final 2:30 of the half to make it 40-32 at the break.

Kentucky's lead grew as large as 14 in the third quarter, but Thompson took over in the fourth, willing Auburn back into the ballgame with a personal 5-0 run over a 30-second stretch to cut a 10-point deficit to 72-67 with just over a minute to play.

TUSCALOOSA-- Auburn's Honesty Scott-Grayson scored 17 points, but Alabama started fast and pulled away late for a 67-55 women's basketball win Sunday afternoon at Coleman Coliseum.

The Tigers once again dug themselves an early hole, fought back to keep within striking distance, but could not finish off the comeback in the first of two meetings with the Crimson Tide this season.

Scott-Grayson's 17 points included a 7-for-8 day at the free throw line; she was the only Auburn player to attempt a free throw in the game. She also led the Tigers with four assists and matched a career-high with five steals. Unique Thompson picked up her 10th straight double-double and 52nd of her career with 10 points and 10 rebounds on the day. Alaina Rice matched a season-high with nine points, and Jala Jordan and Romi Levy added eight apiece.

Shots would not fall for the Tigers early as Auburn finished the day at 35 percent from the floor (22-62) and just 4-of-19 on 3-pointers (21%). Alabama, meanwhile, hit 26-of-56 from the floor (46%) and knocked down seven treys. Auburn out-rebounded Alabama 38-33 and turned 14 offensive rebounds into 12 second-chance points, and the Tigers got 20 points off their bench.

Alabama hit six of its first seven shots to jump out to an 11-0 lead, but the Tigers righted the ship and got within seven after one quarter, 21-14. It would get as close as a two-point game at 24-22 late in the second quarter before the Tide finished the period on 7-0 run to take a 31-22 lead at the break.

An 8-2 Auburn run to close the third quarter cut the Alabama lead to 45-38, and buckets from Jordan and Scott-Grayson got Auburn within four at 49-45. But moments later, a foul on a made layup at the other end, an offensive rebound and a corner 3-painter from Jasmine Walker gave Alabama a five-point possession and a nine-point lead.

AUBURN-- Auburn got 21 points from Honesty Scott-Grayson and 18 from Unique Thompson, but No. 8 Texas A&M shot lights-out in the second half as the Tigers fell 84-69 Thursday night at Auburn Arena.

The Tigers kept the Aggies in their sights through three-plus quarters and had one of their best shooting nights in SEC play, but A&M shot 69 percent in the second half and 83 percent in the fourth quarter to pull away in the closing minutes.

For the night, Auburn shot 41.3 percent (26-63) and hit 10 3-pointers, their best in SEC play. But Texas A&M hit for 51.7 percent (31-60), including 67 percent from the second quarter on. The Aggies also made the most of 18 trips to the free-throw line, knocking down 14; Auburn was 7-for-8.

Scott-Grayson topped the 20-point mark for the second time in SEC play; she had a career-high 23 at Ole Miss. She and Thompson shared the Auburn lead with three steals apiece. Thompson saw her streak of 10 straight double-doubles come to an end but led the Tigers with 18 rebounds. She also made her first career 3-painter late in the fourth quarter for Auburn's final points of the night.

Thompson moved into second place all-time at Auburn in rebounds, passing DeWanna Bonner with her fourth rebound of the night. She now has 1,051 career rebounds, 67 shy of the all-time Auburn record.

Sophomore Alaina Rice had a season-best 13 points and led the Tigers with five assists as she moved back into the starting lineup.



**Game 16: Jan. 31, 2021**  
**#19 Arkansas 77, Auburn 67**  
**Bud Walton Arena**  
**Fayetteville, Ark.**

**Official Basketball Box Score - Game Totals - Final Statistics**  
**Auburn vs Arkansas**  
**01/31/21 2:00 pm at Fayetteville, AR**

**Auburn 67 • 5-11,0-8 SEC**

| #             | Player           | F | Total |      | 3-Ptr |     | Rebounds |     | PF | TP | A | TO | Bk | Stl | Min |
|---------------|------------------|---|-------|------|-------|-----|----------|-----|----|----|---|----|----|-----|-----|
|               |                  |   | FG    | FGA  | FT    | FTA | FG       | FGA |    |    |   |    |    |     |     |
| 11            | Romi Levy        | f | 3-9   | 1-4  | 1-2   | 4   | 8        | 12  | 2  | 8  | 0 | 1  | 0  | 0   | 25  |
| 20            | Unique Thompson  | f | 7-15  | 0-0  | 4-4   | 10  | 9        | 19  | 2  | 18 | 1 | 4  | 0  | 1   | 32  |
| 01            | Keya Patton      | c | 5-16  | 0-2  | 0-0   | 1   | 1        | 2   | 10 | 1  | 1 | 1  | 0  | 2   | 32  |
| 22            | Alaina Rice      | g | 1-6   | 0-2  | 4-5   | 1   | 2        | 3   | 2  | 6  | 1 | 4  | 0  | 0   | 27  |
| 4             | H. Scott-Grayson | g | 4-13  | 1-5  | 8-8   | 0   | 4        | 4   | 2  | 17 | 3 | 0  | 1  | 0   | 33  |
| 00            | Alycia Reese     | c | 0-0   | 0-0  | 0-0   | 1   | 0        | 1   | 0  | 0  | 0 | 0  | 0  | 0   | 3   |
| 02            | Sania Wells      | c | 0-1   | 0-0  | 0-0   | 1   | 0        | 1   | 4  | 0  | 1 | 1  | 0  | 0   | 6   |
| 03            | Annie Hughes     | c | 0-0   | 0-0  | 0-0   | 0   | 1        | 1   | 0  | 0  | 0 | 0  | 0  | 0   | 5   |
| 05            | Aicha Coulibaly  | g | 1-3   | 0-0  | 2-2   | 0   | 4        | 2   | 4  | 0  | 0 | 0  | 0  | 0   | 18  |
| 13            | Kira Lowery      | g | 2-4   | 0-1  | 0-0   | 0   | 0        | 2   | 4  | 1  | 1 | 0  | 2  | 15  |     |
| <b>Team</b>   |                  |   |       |      |       |     |          |     |    |    |   |    |    |     |     |
| <b>Totals</b> |                  |   | 23-67 | 2-14 | 19-21 | 20  | 30       | 50  | 18 | 67 | 8 | 13 | 0  | 6   | 200 |

|           |      |       |      |        |       |       |      |        |       |       |       |       |       |       |          |  |
|-----------|------|-------|------|--------|-------|-------|------|--------|-------|-------|-------|-------|-------|-------|----------|--|
| 1st FG %: | 41.5 | 40.0% | 2nd: | 4-21   | 19.0% | 3rd:  | 7-18 | 38.9%  | 4th:  | 6-13  | 46.2% | Game: | 23-67 | 34.3% | Deadball |  |
| 3rd %:    | 1-4  | 25.0% | 4th: | 0-5    | 0.0%  | 5th:  | 1-3  | 33.3%  | 6th:  | 2-4   | 50.0% | 7th:  | 2-4   | 50.0% | Rebounds |  |
| FT %:     | 5-6  | 83.3% | 2-2  | 100.0% | 3-5   | 60.0% | 8-8  | 100.0% | 19-21 | 90.5% | 1-1   |       |       |       |          |  |

**Arkansas 77 • 13-6,3-5 SEC**

| #             | Player          | F | Total |       | 3-Ptr |     | Rebounds |     | PF | TP | A  | TO | Bk | Stl | Min |
|---------------|-----------------|---|-------|-------|-------|-----|----------|-----|----|----|----|----|----|-----|-----|
|               |                 |   | FG    | FGA   | FT    | FTA | FG       | FGA |    |    |    |    |    |     |     |
| 24            | Taylah Thomas   | f | 2-3   | 0-0   | 1-2   | 2   | 7        | 9   | 4  | 5  | 2  | 0  | 1  | 0   | 26  |
| 12            | Destiny Slocum  | c | 5-10  | 2-5   | 2-2   | 0   | 4        | 3   | 14 | 3  | 3  | 0  | 0  | 0   | 33  |
| 23            | Amber Ramirez   | c | 7-17  | 5-15  | 0-0   | 2   | 2        | 4   | 3  | 19 | 3  | 0  | 1  | 0   | 37  |
| 03            | Chelsea Dungee  | g | 5-14  | 1-5   | 5-7   | 1   | 4        | 5   | 1  | 16 | 3  | 2  | 0  | 1   | 35  |
| 02            | Makayla Daniels | g | 1-5   | 1-3   | 4-4   | 0   | 1        | 1   | 4  | 7  | 0  | 3  | 0  | 2   | 23  |
| 01            | Marquesha Davis | c | 1-1   | 0-0   | 2-2   | 0   | 1        | 1   | 0  | 4  | 0  | 0  | 0  | 0   | 9   |
| 04            | Erynn Barnum    | c | 2-3   | 0-0   | 3-4   | 0   | 0        | 3   | 4  | 2  | 1  | 0  | 0  | 0   | 14  |
| 11            | Rylee Langerman | c | 0-0   | 0-0   | 0-0   | 0   | 0        | 0   | 0  | 0  | 0  | 0  | 0  | 2   |     |
| 14            | Jalynn Mason    | c | 3-6   | 2-4   | 0-0   | 0   | 1        | 5   | 0  | 8  | 4  | 0  | 0  | 2   | 21  |
| <b>Team</b>   |                 |   |       |       |       |     |          |     |    |    |    |    |    |     |     |
| <b>Totals</b> |                 |   | 26-59 | 11-32 | 14-18 | 5   | 25       | 30  | 19 | 77 | 17 | 9  | 2  | 5   | 200 |

|           |      |       |      |       |       |        |      |       |       |       |       |       |       |        |          |  |
|-----------|------|-------|------|-------|-------|--------|------|-------|-------|-------|-------|-------|-------|--------|----------|--|
| 1st FG %: | 41.5 | 36.7% | 2nd: | 10-19 | 52.6% | 3rd:   | 6-15 | 40.0% | 4th:  | 6-14  | 42.9% | Game: | 26-59 | 34.3%  | Deadball |  |
| 3rd %:    | 1-6  | 16.7% | 4th: | 0-1   | 0.0%  | 5th:   | 1-2  | 50.0% | 6th:  | 2-4   | 50.0% | 7th:  | 1-1   | 100.0% | Rebounds |  |
| FT %:     | 1-4  | 25.0% | 2-4  | 50.0% | 4-4   | 100.0% | 9-10 | 90.0% | 14-18 | 77.8% | 1-1   |       |       |        |          |  |

Officials: Eric Baker, Karen Preato, Brian Garland  
 Technical fouls: Auburn-Unique Thompson, Arkansas-Erynn Barnum.  
 Attendance: 2133  
 2020-21 Women's Basketball, Round: 0, Arkansas vs Auburn, Played at Bud Walton  
**Score by periods**  

| Score by periods | 1st | 2nd | 3rd | 4th | Total |
|------------------|-----|-----|-----|-----|-------|
| Auburn           | 18  | 10  | 18  | 21  | 67    |
| Arkansas         | 9   | 24  | 19  | 25  | 77    |

 Points: Auburn 67, Arkansas 77  
 In Off 2nd Fast  
 Point T/Y Chance Break Bench  
 AU 22 12 5 8 16  
 Ark 28 12 5 8 16  
 Last FG - AU 4th-00:02, Ark 4th-01:38.  
 Largest lead - AU by 12 2nd-07:44, Ark by 14 4th-05:17.  
 AU led for 13:53, Ark led for 24:07, Game was tied for 01:59.

**FAYETTEVILLE, Ark.--** Unique Thompson finished with 18 points and 19 rebounds, but a great start for Auburn gave way to a hot-shooting Arkansas team as the Tigers fell to the 19th-ranked Razorbacks 77-67 Sunday afternoon.

The Tigers led by as many as 13 points midway through the first half, but a big run by the Razorbacks in the second quarter gave Arkansas a lead it would not relinquish.

Thompson's 18-point, 19-rebound effort was her 11th double-double of the season and 53rd of her career. Honesty Scott-Grayson added 17 points and led Auburn with three assists, and Keya Patton scored 10. Romi Levy had a career-high 12 rebounds along with eight points.

The Tigers pulled down a season-high 50 rebounds to Arkansas' 30 and turned 20 offensive boards into 20 second-chance points, both season-highs. But the Tigers shot 34 percent from the floor (23-67) while Arkansas was at 44 percent (26-59), and the Razorbacks hit 11 3-pointers to Auburn's two. Auburn had a great night at the free-throw line, hitting 19-of-21.

Auburn held the Hogs to their lowest-scoring quarter of the season to open the game with an 18-9 lead, and led 24-11 with 7:44 to play in the second quarter. But the Razorbacks went on a 17-2 run over the next five minutes to take a 28-26 lead, and after a Kira Lowery jumper tied it at 28-28, the Hogs scored the final five points of the period to take a 33-28 halftime lead. The Tigers would keep the margin in single digits through the third quarter, trailing 52-46 after three, but Arkansas kept up their hot shooting and pulled away in the fourth.

Amber Ramirez led Arkansas with 16 points and hit five 3-pointers. Chelsea Dungee added 16 and Destiny Slocum had 14.

**Game 17: Feb. 4, 2021**  
**#2/1 South Carolina 77, Auburn 58**  
**Auburn Arena**  
**Auburn, Ala.**

**Official Basketball Box Score - Game Totals - Final Statistics**  
**South Carolina vs Auburn**  
**02/04/21 6:00 pm at Auburn, AL**

**South Carolina 77 • 15-1,10-0 SEC**

| #             | Player             | F | Total |      | 3-Ptr |     | Rebounds |     | PF | TP | A  | TO | Bk | Stl | Min |
|---------------|--------------------|---|-------|------|-------|-----|----------|-----|----|----|----|----|----|-----|-----|
|               |                    |   | FG    | FGA  | FT    | FTA | FG       | FGA |    |    |    |    |    |     |     |
| 04            | Aliyah Boston      | f | 7-8   | 0-0  | 0-0   | 1   | 7        | 8   | 3  | 14 | 1  | 2  | 0  | 0   | 25  |
| 05            | Victoria Saxton    | f | 4-9   | 0-0  | 3-3   | 1   | 6        | 7   | 0  | 11 | 0  | 1  | 1  | 3   | 23  |
| 01            | Zia Cooke          | g | 6-11  | 3-7  | 2-3   | 0   | 2        | 2   | 1  | 17 | 2  | 1  | 0  | 0   | 25  |
| 02            | Destanni Henderson | g | 2-4   | 0-0  | 0-0   | 0   | 4        | 4   | 0  | 4  | 0  | 9  | 0  | 0   | 25  |
| 12            | Brea Beal          | c | 3-5   | 0-0  | 0-0   | 2   | 3        | 5   | 1  | 6  | 1  | 0  | 1  | 0   | 21  |
| 00            | Olivia Thompson    | c | 0-0   | 0-0  | 0-0   | 0   | 0        | 0   | 0  | 1  | 0  | 0  | 0  | 0   | 5   |
| 02            | Eniya Russell      | c | 1-5   | 1-2  | 0-0   | 0   | 1        | 1   | 0  | 3  | 0  | 1  | 0  | 0   | 13  |
| 11            | Destiny Littleton  | c | 2-2   | 2-2  | 0-0   | 0   | 4        | 4   | 1  | 6  | 2  | 1  | 1  | 1   | 17  |
| 15            | Leticia Amihere    | c | 2-9   | 0-0  | 2-6   | 3   | 6        | 9   | 3  | 6  | 5  | 2  | 0  | 2   | 23  |
| 24            | Lela Grissett      | c | 4-6   | 0-0  | 2-2   | 4   | 0        | 4   | 1  | 10 | 0  | 4  | 1  | 0   | 14  |
| 24            | Elysa Wesolek      | c | 0-2   | 0-0  | 0-0   | 1   | 2        | 3   | 1  | 0  | 1  | 0  | 0  | 0   | 9   |
| <b>Team</b>   |                    |   |       |      |       |     |          |     |    |    |    |    |    |     |     |
| <b>Totals</b> |                    |   | 31-63 | 6-12 | 9-14  | 15  | 36       | 51  | 12 | 77 | 15 | 17 | 6  | 4   | 200 |

|           |       |        |      |       |       |        |      |       |      |       |       |       |       |       |          |  |
|-----------|-------|--------|------|-------|-------|--------|------|-------|------|-------|-------|-------|-------|-------|----------|--|
| 1st FG %: | 11-17 | 64.7%  | 2nd: | 7-14  | 50.0% | 3rd:   | 6-15 | 53.3% | 4th: | 5-17  | 29.4% | Game: | 31-63 | 49.2% | Deadball |  |
| 3rd %:    | 3-5   | 60.0%  | 4th: | 2-3   | 66.7% | 5th:   | 0-2  | 0.0%  | 6th: | 6-12  | 50.0% | 7th:  | 3-4   | 75.0% | Rebounds |  |
| FT %:     | 1-1   | 100.0% | 5-8  | 62.5% | 2-2   | 100.0% | 1-3  | 33.3% | 9-14 | 64.3% | 2     |       |       |       |          |  |

**Auburn 58 • 15-10,0-9 SEC**

| #             | Player             | F | Total |      | 3-Ptr |     | Rebounds |     | PF | TP | A  | TO | Bk | Stl | Min |
|---------------|--------------------|---|-------|------|-------|-----|----------|-----|----|----|----|----|----|-----|-----|
|               |                    |   | FG    | FGA  | FT    | FTA | FG       | FGA |    |    |    |    |    |     |     |
| 11            | Romi Levy          | f | 3-7   | 3-5  | 0-0   | 1   | 4        | 5   | 2  | 9  | 3  | 1  | 1  | 1   | 27  |
| 20            | Unique Thompson    | f | 4-13  | 0-0  | 2-3   | 4   | 4        | 8   | 3  | 10 | 1  | 3  | 0  | 3   | 35  |
| 01            | Keya Patton        | c | 2-7   | 0-1  | 0-0   | 1   | 2        | 3   | 1  | 4  | 1  | 0  | 0  | 0   | 25  |
| 22            | Alaina Rice        | g | 3-8   | 1-2  | 1-2   | 0   | 1        | 1   | 0  | 8  | 0  | 0  | 0  | 0   | 28  |
| 23            | H. Scott-Grayson   | g | 6-14  | 1-3  | 2-3   | 2   | 2        | 4   | 3  | 15 | 1  | 0  | 1  | 0   | 24  |
| 00            | Alycia Reese       | c | 0-0   | 0-0  | 0-0   | 0   | 0        | 0   | 1  | 0  | 0  | 0  | 0  | 0   | 4   |
| 02            | Sania Wells        | c | 2-4   | 2-3  | 0-2   | 0   | 1        | 2   | 6  | 1  | 2  | 1  | 1  | 1   | 14  |
| 03            | Annie Hughes       | c | 0-2   | 0-0  | 0-0   | 0   | 2        | 2   | 0  | 0  | 1  | 0  | 1  | 1   | 13  |
| 05            | Aicha Coulibaly    | g | 2-7   | 0-0  | 0-0   | 0   | 2        | 2   | 3  | 4  | 1  | 1  | 0  | 0   | 18  |
| 13            | Kira Lowery        | g | 1-2   | 0-1  | 0-0   | 0   | 0        | 0   | 0  | 2  | 1  | 1  | 0  | 0   | 9   |
| 30            | M. Robinson-Nwagwu | c | 0-2   | 0-0  | 0-0   | 0   | 0        | 0   | 0  | 0  | 0  | 1  | 0  | 0   | 3   |
| <b>Team</b>   |                    |   |       |      |       |     |          |     |    |    |    |    |    |     |     |
| <b>Totals</b> |                    |   | 23-66 | 7-15 | 5-10  | 9   | 20       | 29  | 15 | 58 | 11 | 9  | 3  | 7   | 200 |

|           |     |       |      |        |        |        |      |       |      |       |       |       |       |       |          |  |
|-----------|-----|-------|------|--------|--------|--------|------|-------|------|-------|-------|-------|-------|-------|----------|--|
| 1st FG %: | 2-3 | 9.1%  | 2nd: | 5-13   | 38.3%  | 3rd:   | 6-14 | 57.1% | 4th: | 6-16  | 37.5% | Game: | 23-66 | 34.8% | Deadball |  |
| 3rd %:    | 1-3 | 33.3% | 4th: | 2-2    | 100.0% | 5th:   | 2-4  | 50.0% | 6th: | 5-10  | 50.0% | 7th:  | 1-2   | 50.0% | Rebounds |  |
| FT %:     | 1-2 | 50.0% | 2-2  | 100.0% | 2-2    | 100.0% | 2-4  | 50.0% | 9-10 | 90.0% | 3     |       |       |       |          |  |

Officials: Ashley Goode,Paulani Spurlock,Welsh,Beverly Roberts  
 Technical fouls: South Carolina-None, Auburn-None.  
 Attendance: 608  
 2020-21 Women's Basketball, Round: 0, Auburn vs South Carolina, Played at Auburn  
**Score by periods**  

| Score by periods | 1st | 2nd | 3rd | 4th | Total |
|------------------|-----|-----|-----|-----|-------|
| South Carolina   | 26  | 21  | 18  | 12  | 77    |
| Auburn           | 6   | 12  | 21  | 19  | 58    |

 Points: SC 77, AU 58  
 In Off 2nd Fast  
 USC 44 6 16 9 25  
 AU 28 11 6 0 12  
 Last FG - USC 4th-02:45, AU 4th-02:07.  
 Largest lead - USC by 32 4th-08:15, AU None.  
 AU led for 30:29, AU led for 00:00, Game was tied for 00:31.

**AUBURN--** Auburn outscored the nation's top-ranked team in the second half, but a tough first quarter was too much to overcome as the Tigers fell to No. 2/1 South Carolina 77-58 Thursday night at Auburn Arena.

The Tigers couldn't get much of anything to fall in the first 15 minutes or so as South Carolina took advantage of Auburn's misfires and built a half early lead. But Auburn followed its worst shooting half in SEC play (19.4%) with its best (53.3%), outscoring the Gamecocks by 10 after halftime.

Honesty Scott-Grayson led Auburn with 15 points while also pulling down four rebounds. Unique Thompson added 10 points and eight rebounds along with a team-leading three steals. And Romi Levy was 3-of-5 from 3-point range for a nine-point effort; she also had five rebounds and led Auburn with three assists. Alaina Rice added eight points.

A disastrous first 14 minutes saw Auburn make just two of its first 28 shots as the Gamecocks - who were 14-of-22 (63.6%) over that same stretch - led by more than 30 midway through the second quarter. But from the 6:00 mark of the second quarter on, the Tigers hit 21-of-38 shots (55.3%).

Auburn had its best day of the season taking care of the basketball, committing a season-low nine turnovers while forcing the Gamecocks into 17. The Tigers also hit 7-of-15 3-pointers (46.7%), its best percentage so far in SEC play. South Carolina pulled down 51 rebounds to Auburn's 29 and scored 44 points in the paint to the Tigers' 28.

Zia Cooke led South Carolina with 17 points. Aliyah Boston added 14 and Victoria Saxton had 11.

**Game 18: Feb. 7, 2021**  
**Missouri 85, Auburn 75**  
**Auburn Arena**  
**Auburn, Ala.**

**Official Basketball Box Score - Game Totals - Final Statistics**  
**Missouri vs Auburn**  
**02/07/21 12:00 pm at Auburn**

**2020-21 Auburn Women's Basketball  
Auburn Combined Team Statistics (as of Feb 05, 2021)  
All games**

| RECORD:        | OVERALL | HOME | AWAY | NEUTRAL |
|----------------|---------|------|------|---------|
| ALL GAMES      | 5-12    | 5-6  | 0-6  | 0-0     |
| CONFERENCE     | 0-9     | 0-4  | 0-5  | 0-0     |
| NON-CONFERENCE | 5-3     | 5-2  | 0-1  | 0-0     |

| #              | Player             | Total |      | 3-Point |          | F-Throws |         | Rebounds |         |      |     |     |     |      |     |    |     |     |     |     |      |      |
|----------------|--------------------|-------|------|---------|----------|----------|---------|----------|---------|------|-----|-----|-----|------|-----|----|-----|-----|-----|-----|------|------|
|                |                    | gp-gs | min  | pts     | fg-tpa   | fg%      | 3pt-tpa | 3pt%     | ft-tpa  | ft%  | off | def | tot | avg  | pf  | dq | e   | to  | blk | stl | pts  | avg  |
| 28             | Unique Thompson    | 14-14 | 425  | 38.4    | 94-174   | .548     | 1-1     | 1.00     | 53-85   | .815 | 83  | 107 | 190 | 13.6 | 38  | 1  | 16  | 37  | 5   | 35  | 242  | 17.3 |
| 23             | H. Scott-Grayson   | 17-17 | 464  | 27.3    | 80-209   | .383     | 15-54   | .278     | 44-58   | .759 | 16  | 53  | 69  | 4.1  | 40  | 0  | 33  | 31  | 2   | 38  | 219  | 12.9 |
| 14             | Jana Jordan        | 15-7  | 248  | 16.6    | 99-115   | .345     | 15-53   | .283     | 15-22   | .682 | 17  | 31  | 48  | 3.2  | 36  | 1  | 11  | 23  | 11  | 7   | 108  | 7.2  |
| 11             | Romi Levy          | 17-10 | 386  | 22.7    | 43-114   | .377     | 14-51   | .275     | 4-12    | .333 | 22  | 52  | 74  | 4.4  | 30  | 0  | 27  | 23  | 7   | 29  | 104  | 6.1  |
| 01             | Keiya Patton       | 13-6  | 289  | 22.2    | 26-87    | .299     | 7-32    | .219     | 16-28   | .800 | 9   | 14  | 23  | 1.8  | 16  | 1  | 18  | 15  | 0   | 9   | 75   | 5.8  |
| 22             | Alaina Rice        | 15-6  | 279  | 18.6    | 23-76    | .303     | 8-25    | .320     | 16-22   | .727 | 16  | 17  | 33  | 2.2  | 18  | 0  | 20  | 35  | 0   | 10  | 70   | 4.7  |
| 05             | Aicha Combsdy      | 16-4  | 272  | 17.0    | 29-78    | .372     | 1-16    | .063     | 10-28   | .500 | 15  | 35  | 52  | 3.3  | 25  | 1  | 18  | 16  | 6   | 7   | 69   | 4.3  |
| 03             | Annie Hughes       | 17-10 | 300  | 17.6    | 25-64    | .391     | 8-27    | .296     | 7-12    | .583 | 16  | 23  | 39  | 2.3  | 17  | 0  | 9   | 15  | 2   | 16  | 65   | 3.8  |
| 02             | Samia Wells        | 17-1  | 238  | 13.5    | 16-76    | .211     | 9-33    | .273     | 12-28   | .600 | 5   | 9   | 14  | 0.8  | 19  | 1  | 12  | 17  | 1   | 6   | 53   | 3.1  |
| 13             | Kira Lowery        | 15-8  | 229  | 15.3    | 15-32    | .469     | 1-5     | .200     | 13-17   | .765 | 2   | 13  | 15  | 1.0  | 12  | 0  | 23  | 31  | 2   | 13  | 44   | 2.9  |
| 08             | Alycia Reese       | 11-8  | 101  | 9.2     | 7-32     | .318     | 4-17    | .235     | 6-6     | 1.00 | 3   | 6   | 9   | 0.8  | 6   | 1  | 3   | 5   | 0   | 2   | 24   | 2.2  |
| 30             | M. Robinson-Nwagwu | 13-3  | 149  | 11.5    | 8-30     | .267     | 1-10    | .100     | 8-9     | .889 | 2   | 13  | 15  | 1.2  | 7   | 0  | 20  | 27  | 1   | 12  | 25   | 1.9  |
| 04             | Riley Donahue      | 3-8   | 2    | 0.7     | 1-1      | 1.00     | 1-1     | 1.00     | 0-0     | .000 | 0   | 1   | 1   | 0.0  | 1   | 1  | 1   | 0   | 0   | 3   | 1.0  |      |
| 24             | Carsen McFadden    | 6-0   | 21   | 3.5     | 1-3      | .333     | 0-0     | .000     | 1-2     | .500 | 2   | 1   | 3   | 0.5  | 0   | 0  | 4   | 1   | 0   | 1   | 3    | 0.5  |
| 18             | Kyler White        | 1-8   | 4    | 0.8     | 0-2      | .000     | 0-8     | .000     | 0-0     | .000 | 1   | 2   | 3   | 0.0  | 1   | 1  | 1   | 0   | 0   | 0   | 0    | 0.0  |
| Team           |                    |       |      |         |          |          |         |          |         |      | 42  | 38  | 80  |      |     |    | 6   |     |     |     |      |      |
| Total.....     |                    | 17    | 3408 |         | 407-1081 | .377     | 85-325  | .262     | 205-285 | .719 | 252 | 415 | 667 | 39.2 | 265 | 2  | 198 | 283 | 37  | 186 | 1104 | 64.9 |
| Opponents..... |                    | 17    | 3400 |         | 431-993  | .434     | 128-375 | .341     | 182-247 | .737 | 174 | 457 | 631 | 37.1 | 285 | -  | 256 | 313 | 39  | 159 | 1172 | 68.9 |

| TEAM STATISTICS        | AU       | OPP     | Date     | Opponent      | Score          | Att   |       |
|------------------------|----------|---------|----------|---------------|----------------|-------|-------|
| SCORING                | 1184     | 1172    | 11/25/20 | USC UPSTATE   | W              | 82-41 |       |
| Points per game        | 69.6     | 68.9    | 11/28/20 | SANFORD       | W              | 66-64 |       |
| Scoring margin         | +0.7     | -       | 12/01/20 | GARDNER-WEBB  | W              | 97-61 |       |
| FIELD GOALS-ATT        | 407-1081 | 431-993 | 12/05/20 | at Houston    | L              | 61-71 |       |
| Field goal pct         | .377     | .434    | 12/09/20 | SOUTH ALABAMA | W              | 74-66 |       |
| 3 POINT FG-ATT         | 85-325   | 128-375 | 12/16/20 | SFA           | L              | 54-67 |       |
| 3-point FG pct         | .262     | .341    | 12/17/20 | NORTH FLORIDA | W              | 94-81 |       |
| 3-pt FG made per game  | 5.0      | 7.5     | 12/20/20 | BELMONT       | L              | 57-78 |       |
| FREE THROWS-ATT        | 205-285  | 182-247 | -        | 12/31/20      | at LSU         | L     | 43-56 |
| Free throw pct         | .719     | .737    | -        | 01/08/21      | GEORGIA        | L     | 44-76 |
| F-Throws made per game | 12.1     | 10.7    | -        | 01/07/21      | at Ole Miss    | L     | 58-62 |
| REBOUNDS               | 667      | 631     | -        | 01/17/21      | at Florida     | L     | 54-68 |
| Rebounds per game      | 39.2     | 37.1    | -        | 01/21/21      | KENTUCKY       | L     | 71-76 |
| Rebounding margin      | +2.1     | -       | -        | 01/24/21      | at Alabama     | L     | 55-67 |
| ASSISTS                | 198      | 256     | -        | 01/28/21      | TEXAS A&M      | L     | 69-84 |
| Assists per game       | 11.6     | 15.1    | -        | 01/31/21      | at Arkansas    | L     | 67-77 |
| TURNOVERS              | 283      | 313     | -        | 02/04/21      | SOUTH CAROLINA | L     | 58-77 |
| Turnovers per game     | 16.6     | 18.4    |          |               |                |       |       |
| Turnover margin        | +1.8     | -       |          |               |                |       |       |
| Assist/turnover ratio  | 0.7      | 0.8     |          |               |                |       |       |
| STEALS                 | 185      | 159     |          |               |                |       |       |
| Steals per game        | 10.9     | 9.4     |          |               |                |       |       |
| BLOCKS                 | 37       | 39      |          |               |                |       |       |
| Blocks per game        | 2.2      | 2.3     |          |               |                |       |       |
| ATTENDANCE             | 5965     | 5804    |          |               |                |       |       |
| Home games-Avg/Game    | 11-542   | 6-967   |          |               |                |       |       |
| Neutral site-Avg/Game  | -        | 8-0     |          |               |                |       |       |

\* - Conference game

| Score by Periods | 1st | 2nd | 3rd | 4th | Total |
|------------------|-----|-----|-----|-----|-------|
| Auburn           | 248 | 344 | 307 | 305 | 1104  |
| Opponents        | 280 | 288 | 313 | 311 | 1172  |

**2020-21 Auburn Women's Basketball**  
**Auburn Combined Team Statistics (as of Feb 05, 2021)**  
**Conference games only**

| RECORDS:       | OVERALL | HOME | AWAY | NEUTRAL |
|----------------|---------|------|------|---------|
| ALL GAMES      | 0-9     | 0-4  | 0-5  | 0-0     |
| CONFERENCE     | 0-9     | 0-4  | 0-5  | 0-0     |
| NON-CONFERENCE | 0-0     | 0-0  | 0-0  | 0-0     |

| #              | Player             | Totals |      | 3-Point |         | F-Throws |        | Rebounds |         | pts   |     | reb |     | ast  |     | blk |     | stl |     | pts |     | reb  |     |
|----------------|--------------------|--------|------|---------|---------|----------|--------|----------|---------|-------|-----|-----|-----|------|-----|-----|-----|-----|-----|-----|-----|------|-----|
|                |                    | gp     | pts  | fg      | fg%     | 3fg      | 3fg%   | f        | f%      | off   | def | tot | avg | pf   | dtg | a   | to  | blk | stl | pts | reb | pts  | reb |
| 28             | Unique Thompson    | 6-6    | 193  | 32.2    | 58-76   | .500     | 1-1    | 1.000    | 15-16   | .938  | 32  | 36  | 68  | 11.3 | 16  | 0   | 0   | 16  | 3   | 18  | 92  | 15.3 |     |
| 23             | H. Scott-Grayson   | 9-9    | 266  | 29.6    | 48-121  | .397     | 11-34  | .324     | 28-31   | .903  | 10  | 36  | 46  | 5.1  | 23  | 0   | 19  | 14  | 2   | 20  | 135 | 15.0 |     |
| 01             | Keya Patton        | 6-5    | 166  | 27.7    | 14-50   | .280     | 9-18   | .500     | 9-18    | .500  | 5   | 0   | 13  | 2.2  | 9   | 0   | 5   | 7   | 0   | 4   | 40  | 6.7  |     |
| 11             | Romi Levy          | 9-9    | 240  | 26.7    | 25-74   | .338     | 8-34   | .235     | 1-4     | .250  | 13  | 36  | 49  | 5.4  | 18  | 0   | 18  | 11  | 2   | 16  | 59  | 6.6  |     |
| 22             | Alicia Rice        | 8-6    | 189  | 23.6    | 19-54   | .352     | 6-17   | .353     | 8-12    | .667  | 10  | 14  | 24  | 3.0  | 11  | 0   | 11  | 22  | 0   | 7   | 52  | 6.5  |     |
| 14             | Jala Jordan        | 7-3    | 100  | 14.3    | 14-48   | .292     | 6-23   | .261     | 1-5     | .200  | 3   | 10  | 13  | 1.9  | 15  | 0   | 4   | 9   | 3   | 1   | 35  | 5.0  |     |
| 05             | Aicha Combaaly     | 9-8    | 182  | 18.8    | 18-44   | .409     | 1-8    | .125     | 6-9     | .667  | 7   | 19  | 26  | 2.9  | 16  | 0   | 4   | 10  | 3   | 5   | 43  | 4.8  |     |
| 30             | M. Robinson-Nwagwu | 8-3    | 102  | 12.8    | 4-19    | .211     | 1-6    | .167     | 8-9     | .889  | 2   | 5   | 7   | 0.9  | 4   | 0   | 12  | 20  | 1   | 5   | 17  | 2.1  |     |
| 02             | Sania Wells        | 9-1    | 118  | 12.2    | 5-36    | .143     | 2-12   | .167     | 3-6     | .500  | 3   | 0   | 11  | 1.2  | 11  | 0   | 4   | 10  | 1   | 4   | 15  | 1.7  |     |
| 03             | Annie Hughes       | 9-3    | 125  | 13.9    | 5-18    | .278     | 1-7    | .143     | 3-5     | .600  | 3   | 10  | 13  | 1.4  | 4   | 0   | 4   | 8   | 1   | 6   | 14  | 1.6  |     |
| 13             | Kira Lowery        | 7-8    | 61   | 8.7     | 4-8     | .500     | 0-2    | .000     | 1-3     | .333  | 0   | 4   | 4   | 0.6  | 5   | 0   | 6   | 10  | 0   | 3   | 9   | 1.3  |     |
| 00             | Alycia Reese       | 8-0    | 72   | 9.0     | 2-14    | .143     | 2-13   | .154     | 2-2     | 1.000 | 3   | 4   | 7   | 0.9  | 5   | 0   | 2   | 3   | 0   | 1   | 8   | 1.0  |     |
| 24             | Carsen McFadden    | 2-8    | 7    | 3.5     | 0-0     | .000     | 0-8    | .000     | 0-0     | .000  | 1   | 0   | 1   | 0.5  | 0   | 0   | 0   | 1   | 0   | 0   | 0   | 0.0  |     |
| Team           |                    |        |      |         |         |          |        |          |         |       | 24  | 16  | 42  |      |     |     | 5   |     |     |     |     |      |     |
| Total.....     |                    | 9      | 1808 |         | 196-561 | .349     | 42-175 | .240     | 85-112  | .759  | 116 | 208 | 324 | 36.0 | 139 | 0   | 97  | 146 | 16  | 82  | 519 | 57.7 |     |
| Opponents..... |                    | 9      | 1800 |         | 241-527 | .457     | 59-168 | .351     | 102-135 | .756  | 94  | 260 | 354 | 39.3 | 124 | 0   | 142 | 143 | 27  | 74  | 643 | 71.4 |     |

| TEAM STATISTICS        | AU      | OPP     | Date | Opponent | Score          | Att          |
|------------------------|---------|---------|------|----------|----------------|--------------|
| SCORING                | 519     | 643     | -    | 12/01/20 | at LSU         | L 43-56 887  |
| Points per game        | 57.7    | 71.4    | -    | 01/02/21 | GEORGIA        | L 44-76 857  |
| Scoring margin         | -13.8   | -       | -    | 01/07/21 | at Ole Miss    | L 58-62 851  |
| FIELD GOALS-ATT        | 196-561 | 241-527 | -    | 01/17/21 | at Florida     | L 54-68 782  |
| Field goal pct         | .349    | .457    | -    | 01/21/21 | KENTUCKY       | L 71-76 578  |
| 3 POINT FG-ATT         | 42-175  | 59-168  | -    | 01/24/21 | at Alabama     | L 55-67 922  |
| 3-point FG pct         | .240    | .351    | -    | 01/28/21 | TEXAS A&M      | L 69-84 578  |
| 3-pt FG made per game  | 4.7     | 6.6     | -    | 01/31/21 | at Arkansas    | L 67-77 2133 |
| FREE THROWS-ATT        | 85-112  | 102-135 | -    | 02/04/21 | SOUTH CAROLINA | L 58-77 688  |
| Free throw pct         | .759    | .756    |      |          |                |              |
| F-Throws made per game | 9.4     | 11.3    |      |          |                |              |
| REBOUNDS               | 324     | 354     |      |          |                |              |
| Rebounds per game      | 36.0    | 39.3    |      |          |                |              |
| Rebounding margin      | -3.3    | -       |      |          |                |              |
| ASSISTS                | 97      | 142     |      |          |                |              |
| Assists per game       | 10.8    | 15.8    |      |          |                |              |
| TURNOVERS              | 146     | 143     |      |          |                |              |
| Turnovers per game     | 16.2    | 15.9    |      |          |                |              |
| Turnover margin        | -0.3    | -       |      |          |                |              |
| Assist/turnover ratio  | 0.7     | 1.0     |      |          |                |              |
| STEALS                 | 82      | 74      |      |          |                |              |
| Steals per game        | 9.1     | 8.2     |      |          |                |              |
| BLOCKS                 | 16      | 27      |      |          |                |              |
| Blocks per game        | 1.8     | 3.0     |      |          |                |              |
| ATTENDANCE             | 2421    | 5295    |      |          |                |              |
| Home games-Avg/Game    | 4-685   | 5-1059  |      |          |                |              |
| Neutral site-Avg/Game  | -       | 0-0     |      |          |                |              |

\* - Conference game

| Score by Periods | 1st | 2nd | 3rd | 4th | Totals |
|------------------|-----|-----|-----|-----|--------|
| Auburn           | 103 | 118 | 143 | 155 | 519    |
| Opponents        | 180 | 153 | 166 | 164 | 643    |





**Alycia Reese**  
Junior • G • 5-9  
Columbus, Ga.  
*Chattahoochee Valley CC*



**Keya Patton**  
Junior • G • 5-6  
Indianapolis, Ind.  
*Wabash Valley CC*



**Sania Wells**  
Sophomore • G • 5-7  
Moss Point, Miss.  
*East Central HS*



**Annie Hughes**  
Sophomore • G • 5-9  
Dutton, Ala.  
*Pisgah HS*



**Riley Donahue**  
Freshman • G • 5-10  
Atlanta, Ga.  
*Marist School*



**Aicha Coulibaly**  
Freshman • G/F • 6-0  
Mali  
*IMG Academy (Fla.)*




**Kiyae' White**  
RS Junior • F • 6-2  
Macungie, Pa.  
*Emmaus HS*



**Romi Levy**  
Freshman • F • 6-2  
Herzliya, Israel  
*Hof Hasharon HS*



**Kira Lowery**  
Junior • G • 5-6  
Memphis, Tenn.  
*Dyersburg State CC*



**Jala Jordan**  
RS Sophomore • F • 6-2  
Philadelphia, Pa.  
*West Virginia*



**Unique Thompson**  
Senior • F • 6-3  
Theodore, Ala.  
*Faith Academy*



**Alaina Rice**  
Sophomore • G • 5-8  
Rockledge, Fla.  
*Florida A&M*



**Honesty Scott-Grayson**  
RS Sophomore • G • 5-9  
Brick, N.J.  
*Baylor*



**Carsen McFadden**  
Freshman • G • 5-7  
Lucas, Texas  
*Lovejoy HS*



**Morgan Robinson-Nwagwu**  
Sophomore • G • 5-8  
Norcross, Ga.  
*Norcross HS*



**Terri Williams-Flournoy**  
Head Coach  
Penn State (1991)  
*Ninth Season*



**Clarisse Garcia**  
Assistant Coach  
Villanova (2007)  
*Fourth Season*



**La'Keshia Frett Meredith**  
Assistant Coach  
Georgia (1997)  
*Second Season*