



# 2021 VOLLEYBALL MATCH NOTES

AUBURN ATHLETICS COMMUNICATIONS: 392 SOUTH DONAHUE DRIVE || AUBURN, AL 36830 || AUBURNTIGERS.COM || @AUBURNVB

## 2021 SCHEDULE/RESULTS

10-6 OVERALL | 2-4 SEC

10-2 HOME | 0-4 AWAY | 0-0 NEUTRAL

DATE	OPPONENT	TV	TIME/RESULT
Aug. 27	^ TENNESSEE TECH	SEC Network+	W, 3-0
Aug. 28	^ JACKSON STATE	SEC Network+	W, 3-0
Sept. 2	% CAL STATE FULLERTON		W, 3-0
Sept. 3	% SOUTHEASTERN LOUISIANA		W, 3-0
Sept. 9	NORTH ALABAMA	SEC Network+	W, 3-0
Sept. 12	SANTA CLARA		W, 3-2
Sept. 17	! FLORIDA A&M		L, 2-3
Sept. 17	! NICHOLLS	SEC Network+	W, 3-1
Sept. 18	! BELMONT	SEC Network+	W, 3-0
Sept. 22	* (RV) OLE MISS	ESPNU	L, 1-3
Sept. 26	at Alabama State		L, 2-3
Sept. 29	* at #20 Tennessee	SEC Network	L, 0-3
Oct. 2	* ALABAMA	SEC Network+	W, 3-2
Oct. 3	* ALABAMA	ESPNU	W, 3-0
Oct. 9	* at Arkansas	SEC Network+	L, 1-3
Oct. 10	* at Arkansas	SEC Network+	L, 2-3
Oct. 16	* MISSOURI	SEC Network+	4:30 p.m. CT
Oct. 17	* MISSOURI	SEC Network+	1 p.m. CT
Oct. 21	* at Georgia	SEC Network+	6 p.m. CT
Oct. 22	* at Georgia	SEC Network+	6 p.m. CT
Oct. 29	* LSU	SEC Network+	6 p.m. CT
Nov. 4	* at Texas A&M	SEC Network+	6 p.m. CT
Nov. 5	* at Texas A&M	SEC Network+	6 p.m. CT
Nov. 10	* SOUTH CAROLINA	SEC Network	8 p.m. CT
Nov. 17	* at Florida	SEC Network+	6 p.m. CT
Nov. 20	* KENTUCKY	SEC Network+	4:30 p.m. CT
Nov. 21	* KENTUCKY	SEC Network+	1 p.m. CT
Nov. 26	* at Mississippi State	SEC Network+	4 p.m. CT

BOLD indicates home contest | All time Central and subject to change  
^ - War Eagle Invitational | % - SLU-Fullerton Tournament | % - Home Tournament | \* - Southeastern Conference Game

## AUBURN ATHLETICS COMMUNICATIONS

Office Phone \_\_\_\_\_ 334-844-9800  
Kirk Sampson \_\_\_\_\_ Associate AD  
\_\_\_\_\_ sampsa@auburn.edu  
Taylor Shirey \_\_\_\_\_ Volleyball Contact  
\_\_\_\_\_ trs0010@auburn.edu  
C: 334-750-0710

## FOLLOW ALONG

Web \_\_\_\_\_ AuburnTigers.com  
Twitter \_\_\_\_\_ @AuburnVB  
Instagram \_\_\_\_\_ @auburnvolleyball

### MATCH

# 17

## MISSOURI

Saturday, Oct. 16 | 4:30 p.m. CT  
Auburn, Ala. | Auburn Arena | SEC Network+



### MATCH

# 18

## MISSOURI

Sunday, Oct. 17 | 1 p.m. CT  
Auburn, Ala. | Auburn Arena | SEC Network+



AUBURN

MISSOURI

AVCA Coaches Poll _____	N/R
2021 Record _____	10-6   2-4 SEC
Head Coach _____	Brent Crouch
Career Record (Year) _____	105-105 (8th)
Record at Auburn (Year) _____	10-14 (2nd)
AVCA Coaches Poll _____	N/R
2021 Record _____	3-14   0-4 SEC
Head Coach _____	Josh Taylor
Career Record (Year) _____	41-30 (3rd)
Record at Missouri (Year) _____	41-30 (3rd)

Site \_\_\_\_\_ Auburn, Ala.  
Venue \_\_\_\_\_ Auburn Arena  
Live Stats \_\_\_\_\_ Statbroadcast  
Twitter \_\_\_\_\_ @AuburnVB  
Series Record \_\_\_\_\_ Missouri leads 12-1  
Last Meeting \_\_\_\_\_ Oct. 18, 2019 at Auburn, Ala.  
\_\_\_\_\_ Auburn 1; Missouri 3 (12-25, 14-25, 25-21, 25-27)

## BY THE NUMBERS

**29** Junior Rebekah Rath's 29 kills in the series opener at Arkansas were the most recorded by a Tiger in a single match since 2004. It is the most kills recorded by any SEC student-athlete in a four-set match this season.

**10** Turning in back-to-back 20+ dig performances, senior Bella Rosenthal became the 15th Tiger to join the 1,000 digs club. She now stands tied for 10th in program history in career digs.

**3** Senior Tatum Shiples enters the weekend as the SEC leader in both total blocks (97) and blocks per set (1.67). Shiples is ranked third nationally in both categories.

## QUICK HITS

- After a tough battle at Arkansas, the Tigers return to Auburn Arena to face Missouri for a pair of matches. The Tigers are looking to snap a 12-match losing skid to Missouri, searching for the program's first win since 1996.
- The double-double leader continued racking up the stats as sophomore Jackie Barrett extended her streak to five straight matches with a double-double. She has totaled 11 this season. Barrett ranks eighth in the SEC in total assists (519) and 13th in total digs (194).
- Zeroing in on a little history after another monster blocking performance, Tatum Shiples now stands tied for fourth in program single-season history (rally scoring era) with 97 total blocks. She is just 23 blocks shy of breaking Camila Jersonsky's single-season record of 119, which was set in 2012.

## AUBURN'S POTENTIAL STARTING SEVEN



**BELLA ROSENTHAL**

#6 • DS/L • SR. • 5-5



**REBEKAH RATH**

#7 • OH • JR. • 6-0




**LIZ REICH**

#8 • OPP • GR. • 6-1



**VAL GREEN**

#16 • OH • SR. • 6-2



**JACKIE BARRETT**

#10 • S • SO. • 6-1



**ELIF SU YAVUZ**

#19 • MB • SR. • 6-3



**TATUM SHIPLES**

#21 • MB • SR. • 6-4

D/S:	5.25	K/S:	4.51	K/S:	2.89	K/S:	2.20	K/S:	0.49	K/S:	0.66	K/S:	1.21
A/S:	1.26	HIT%:	.237	HIT%:	.284	HIT%:	.165	A/S:	8.51	HIT%:	.366	HIT%:	.227
SA/S:	0.13	D/S:	2.02	A/S:	0.05	SA/S:	0.10	SA/S:	0.26	B/S:	0.93	D/S:	0.50
P/S:	0.15	B/S:	0.87	D/S:	0.52	D/S:	0.80	D/S:	3.18	D/S:	0.25	B/S:	1.67
		SA/S:	0.25	B/S:	0.57	B/S:	0.39	B/S:	0.74	P/S:	1.16	SA/S:	0.05
		P/S:	5.25	P/S:	3.17	P/S:	2.51	P/S:	1.14		P/S:		2.25

K/S: kills per set • HIT%: hitting percentage • D/S: digs per set • B/S: blocks per set • A/S: assists per set • SA/S: aces per set • P/S: points per set

#WarEagle



AuburnTigers.com



@AuburnVB | @AuburnTigers  
@AuburnVBCoach



/AuburnVB  
/AuburnTigers

**TEAM SCHEDULE AND MEDIA AVAILABILITY >> WEEK OF OCTOBER 11-17**

MONDAY October 11	TUESDAY October 12	WEDNESDAY October 13	THURSDAY October 14	FRIDAY October 15	SATURDAY October 16	SUNDAY October 17
<b>OFF DAY</b>	<b>PRACTICE:</b> 3:30-6:00 p.m. SAC	<b>PRACTICE:</b> 3:30-7:00 p.m. SAC	<b>PRACTICE:</b> 4:15-6:30 p.m. SAC	<b>PRACTICE:</b> 4:30-6:15 p.m. Auburn Arena	<b>MATCH:</b> 4:30 p.m. vs. Missouri Auburn Arena	<b>MATCH:</b> 1:00 p.m. vs. Missouri Auburn Arena
NO INTERVIEWS	INTERVIEWS BY REQUEST	INTERVIEWS BY REQUEST	INTERVIEWS BY REQUEST	INTERVIEWS BY REQUEST	INTERVIEWS POSTMATCH	INTERVIEWS POSTMATCH

**AUBURN ATHLETICS COMMUNICATIONS**

**QUICK FACTS**

**AUBURNTIGERS.COM**

For updated game notes, statistics, safety protocols and latest information on Auburn volleyball and Auburn Athletics, visit AuburnTigers.com.

**INTERVIEW POLICY**

Coch Crouch, assistant coaches and student-athletes are available for interviews by contacting Taylor Shirey in the communications office. All interviews during the week will be conducted via phone or ZOOM. Post-match interviews will be conducted in the media room at Auburn Arena following a brief cooling-off period.

**CREDENTIALS**

Anyone wishing to cover an Auburn volleyball match should contact Taylor Shirey in the communications office at least 24 hours in advance to make arrangements. Due to COVID-19 safety guidelines, space within Auburn Arena will be limited. All media members will be required to wear masks inside Auburn Arena as part of Auburn University's mask mandate.

**MATCH DAY SERVICES**

Due to safety concerns related to COVID-19, printed copies of notes, flip cards and statistics will NOT be available. Digital copies will be emailed out prior to the match and will be available on AuburnTigers.com. Media members are permitted to bring their own printed materials. Stats will not printed between sets or after matches. Live stats will be provided during the match and final statistics will be emailed out and posted on AuburnTigers.com. All post-match interviews will be conducted

via ZOOM. Wireless internet is available in the Arena; ask Taylor Shirey for the password. Match highlights, photos and postgame interviews will be available on Imagen following matches.

**VIDEO SERVICES**

FTP feeds of selected Auburn volleyball highlights are available for the media. A number of studio and satellite services may be arranged for electronic media by contacting Cody Baker in War Eagle Productions at jcb0101@auburn.edu.

**PHOTO SERVICES**

For photos of Auburn volleyball or any Olympic sports, contact Shanna Lockwood at sal0002@auburn.edu.

**COMMUNICATIONS STAFF**

Taylor Shirey                      Volleyball Contact  
cell: 334-750-07010  
email: trs0010@auburn.edu

Kirk Sampson                      Associate AD  
cell: 334-750-1385  
email: sampska@auburn.edu

**UNIVERSITY INFORMATION**

City / Zip \_\_\_\_\_ Auburn, Ala. / 36831  
 Founded \_\_\_\_\_ Oct. 1, 1856  
 Enrollment \_\_\_\_\_ 30,737  
 Nickname \_\_\_\_\_ Tigers  
 Colors \_\_\_\_\_ Navy Blue & Burnt Orange  
 Affiliation \_\_\_\_\_ NCAA Division I  
 Conference \_\_\_\_\_ Southeastern Conference  
 Home Court \_\_\_\_\_ Auburn Arena (9,121)  
 President \_\_\_\_\_ Dr. Jay Gogue (Auburn, 1969)  
 Athletic Director \_\_\_\_\_ Allen Green (Notre Dame, 1998)  
 Sport Administrator \_\_\_\_\_ Joy Vrbka (Florida, 2003)

**TEAM INFORMATION**

Letterwinners Returning/Lost \_\_\_\_\_ 7/8  
 Starters Returning/Lost \_\_\_\_\_ 5/3+Libero  
 Newcomers \_\_\_\_\_ 6  
 2020 Overall Record \_\_\_\_\_ 0-8  
 2020 Conference Record/Finish \_\_\_\_\_ 0-8/13th

**PROGRAM HISTORY**

First Year of Volleyball \_\_\_\_\_ 1967  
 \_\_\_\_\_ Program discontinued 1981; Reinstated 1986  
 Seasons of Auburn Volleyball \_\_\_\_\_ 49th  
 All-Time Overall Record \_\_\_\_\_ 665-681-4 (.494)  
     in Auburn Arena (Since 2013) \_\_\_\_\_ 59-51 (.536)  
     Total Home Record \_\_\_\_\_ 231-204 (.531)  
 All-Time SEC Record \_\_\_\_\_ 185-351 (.345)  
 NCAA Tournament Appearances \_\_\_\_\_ 1/2010  
 SEC Championships/Last \_\_\_\_\_ 1/Co-West Champions (1996)

**STAFF INFORMATION**

Head Coach \_ Brent Crouch, 1st Season (Texas A&M , '98 & '00; Oregon '06)  
 Career Record \_\_\_\_\_ 105-105 (.500)/8th Season  
 Record at Auburn \_\_\_\_\_ 10-14 (.417)/2nd Season  
 Associate Head Coach/Recruiting Coordinator \_\_\_\_\_ Alex Dunphy  
 Assistant Coach \_\_\_\_\_ Rick Moller  
 Volunteer Assistant Coach \_\_\_\_\_ Taylor Hammond  
 Director of Volleyball Operations/Technical Coordinator \_\_\_\_\_ Madi Wilkerson  
 Strength & Conditioning \_\_\_\_\_ Bethany Gainey  
 Interim Athletic Trainer \_\_\_\_\_ Sydney Kinder  
 Equipment Manager \_\_\_\_\_ Tra' Cee Tanner

**ATHLETIC COMMUNICATIONS**

Associate AD/Communications \_\_\_\_\_ Kirk Sampson  
 Assistant Director/Volleyball Contact \_\_\_\_\_ Taylor Shirey  
 Email \_\_\_\_\_ trs0010@auburn.edu  
 Phone \_\_\_\_\_ 334-750-0710  
 Mailing Address \_\_\_\_\_ Auburn Athletics Complex  
     \_\_\_\_\_ 392 S. Donahue Drive  
 Website \_\_\_\_\_ AuburnTigers.com

**GAMEDAY EXPERIENCE: AUBURN ARENA**

>> Auburn Arena is in its seventh season as home of Auburn volleyball. The Tigers are 59-51 since moving to the Arena in 2013. The facility seats approximately 2,000 fans for volleyball and 9,121 for basketball.



**FIRST SERVE**

» The Tigers return to Auburn Arena for another tough Southeastern Conference battle as Auburn hosts Missouri for a two-match series.

» The series begins Saturday with a 4:30 p.m. CT first serve. Sunday's finale is scheduled for 1 p.m. CT and is the program's designated "Dig Pink" match. Both matches are slated to air on the SEC Network+. Wiley Ballard will have the call for both matches and will be joined by Kele Eveland on Saturday and Paige Wetzel on Sunday.

» In its 49th full season of volleyball, Auburn's all-time record stands at 665-681-4 (.494).

» Brent Crouch (10-14) enters his second season as the head coach for the Tigers after a two-year stint at USC. Entering his eighth overall season as a head coach, Crouch holds an 105-105 career record. He's the 11th head coach in Auburn program history.

» Auburn's 2021 schedule features four 2020-21 NCAA Volleyball Tournament participants: Jackson State, Missouri, Florida and reigning national champion Kentucky.

» The Tiger roster features a wealth of fresh faces as six of Auburn's 12 total student-athletes on roster will be taking the court in Blue and Orange for the first time in their careers with a combination of four true freshmen and two transfers.

**UP NEXT**

» Auburn hits the road for a two-match series in Athens, Ga., against the Bulldogs. Due to expected widespread internet issues expected on campus, the series has been moved to Thursday and Friday meetings. First serve for both matches is set for 6 p.m. CT and will air on SEC Network+.

**LAST TIME OUT**

» Out-blocking the Razorbacks 17-0 to 5-0, Auburn volleyball (10-6, 2-4 SEC) took the first two sets at Barnhill Arena, but Arkansas (14-4, 5-2 SEC) battle back to win the final three sets (25-20, 25-23, 15-25, 17-25, 7-15) to take Sunday's match 3-2.

» Picking up right where she left off in game one of the two-match series, junior Rebekah Rath led the Tigers with 20 kills for her second straight match with at least 20 kills. Rath totaled 49 kills in her two matches against the Razorbacks.

» Rath earned her sixth double-double of the season as she closed the match with 10 digs. Her stat line also included one ace and five blocks.

» In her first double-digit kill performance in Southeastern Conference play, senior Val Green totaled

13 kills and closed the evening with a .231 hitting percentage. Green was credited with two blocks and three digs.

» Graduate student Liz Reich did damage on both sides of the ball, totaling eight kills and setting a season high with six blocks. Reich was also credited with a dig.

» Sophomore setter Jackie Barrett extended her streak to five consecutive matches with a double-double as she dished out 36 assists and 16 digs. Barrett leads the team with 11 double-doubles this season. Barrett also added four blocks and a kill.

» In total, five Tigers finished with double-digit digs led by senior Bella Rosenthal's 20. Rosenthal has recorded at least 20 digs in seven matches this season. Freshman Kate Curtis recorded a season-high 15 digs. Freshman Fallan Lanham also chipped in 10 digs.

» The senior duo of Tatum Shipes and Elif Yavuz led the Tigers at the net. Yavuz tied her season high with 8.0 in the match, while Shipes closed the match with nine. Shipes moved into eighth in Auburn single-season history with 81 block assists. Shipes's 97.0 total blocks are tied with Lauren Mellor (2009) and Breanna Barksdale (2016) for fourth in single-season history.

**SEC REVAMPS CONFERENCE SCHEDULING FORMAT FOR 2021 CAMPAIGN**

» The Southeastern Conference announced a new scheduling format for its conference slate ahead of the 2021 campaign.

» The SEC schedule consists of 18 matches in which each member institution will play each other at least once. The order of opponents for each team was determined by a random computer draw.

» Two-match series may be played Wednesday/Thursday, Thursday/Friday, Friday/Saturday or Saturday/Sunday per the league office.

**SCOUTING MISSOURI**

» The Missouri Tigers are looking to snap a five-match losing streak with a full slate of games scheduled for the week. Ahead of coming to the Plains for a two-match series, Missouri will host Alabama on Wednesday for a single match. The Tigers have struggled in the win-loss column this season, standing with a 3-14 overall record. The Tigers are 0-4 in SEC action, suffering a pair of losses to South Carolina as well as dropping matches to both Kentucky and LSU.

» As a team, Missouri ranks towards the bottom half of the league standings in most all statistical categories. The Tigers average 11.44 kills per set this season while attacking at a .183 team hitting percentage. Missouri

**PLAYER TO WATCH: BELLA ROSENTHALL**

» A two-time SEC Defensive Player of the Week, Bella Rosenthal became just the 15 Tiger in program history to join the 1,000 digs club. She currently stands tied for 10th in Auburn career history with 1,036 career digs.



**SEC STANDINGS & SCHEDULE**

	2021 SEC RECORD			2021 OVERALL		
	W	L	Pct.	W	L	Pct.
Kentucky	4	0	1.000	11	3	.786
Tennessee	6	1	.857	14	3	.824
Arkansas	5	2	.714	14	4	.778
Florida	5	2	.714	11	6	.647
Texas A&M	4	2	.667	11	5	.688
Mississippi State	3	2	.600	12	5	.706
South Carolina	3	3	.500	11	5	.688
LSU	3	4	.429	7	9	.438
<b>AUBURN</b>	<b>2</b>	<b>4</b>	<b>.333</b>	<b>10</b>	<b>6</b>	<b>.625</b>
Ole Miss	1	4	.200	12	4	.750
Georgia	1	4	.200	5	11	.313
Missouri	0	4	.000	3	14	.176
Alabama	0	5	.000	8	9	.471

**THIS WEEK IN THE SEC...**

**Wednesday, Oct. 13**

South Carolina at Mississippi St. 6 p.m.  
Alabama at Missouri 6:30 p.m.  
Ole Miss at Texas A&M 8 p.m.

**Thursday, Oct. 14**

#5 Kentucky at LSU 7 p.m.

**Friday, Oct. 8**

#21 Tennessee at Georgia 6 p.m.  
#5 Kentucky at LSU 8 p.m.

**Saturday, Oct. 16**

Texas A&M at #23 Florida 3 p.m.  
**MISSOURI AT AUBURN 4:30 P.M.**

**Sunday, Oct. 17**

**MISSOURI AT AUBURN 1 P.M.**  
Mississippi State at Ole Miss 2 p.m.

**2021 NCAA RPI REPORT**

RK	TEAM	RECORD	AU RESULT
5	Tennessee	14-3	L
9	Kentucky	11-3	
25	South Carolina	11-5	
33	Texas A&M	11-5	
39	Florida	11-6	
34	Arkansas	14-4	L   L
41	Ole Miss	12-4	L
50	Mississippi State	12-5	
75	Georgia	5-11	
<b>118</b>	<b>AUBURN</b>	<b>10-6</b>	<b>----</b>
126	LSU	7-9	
130	Alabama	8-9	W   W
135	Tennessee Tech	10-8	W
173	Santa Clara	5-11	W
179	Missouri	3-14	
207	Florida A&M	12-5	L
235	Nicholls	7-10	W
226	Cal State Fullerton	5-8	W
248	Jackson State	7-10	W
263	Belmont	5-12	W
284	Southeastern Louisiana	4-12	W
312	Alabama State	6-14	L
320	North Alabama	6-13	W

AUBURN OPPONENTS ONLY



**AVCA COACHES POLL**

RK	TEAM	RECORD	PREVIOUS
1.	Texas (64)	13-0	1
2.	Louisville	14-0	3
3.	Wisconsin	13-1	4
4.	Pittsburgh	15-1	2
<b>5.</b>	<b>Kentucky</b>	<b>11-3</b>	<b>5</b>
6.	Purdue	13-2	6
7.	Ohio State	14-2	7
8.	BYU	16-1	9
9.	Nebraska	12-3	10
10.	Washington	11-3	11
11.	Baylor	9-4	12
12.	Minnesota	8-5	8
13.	Oregon	14-2	14
14.	UCLA	12-2	16
15.	Penn State	12-4	13
16.	Georgia Tech	13-3	18
17.	Utah	11-4	15
18.	Stanford	9-5	17
19.	Creighton	17-2	19
20.	Western Kentucky	16-1	20
<b>21.</b>	<b>Tennessee</b>	<b>14-3</b>	<b>22</b>
22.	San Diego	12-3	25
<b>23.</b>	<b>Florida</b>	<b>11-6</b>	<b>20</b>
24.	Pepperdine	13-2	23
25.	Washington State	9-6	NR

Others receiving votes: Illinois; Marquette; Colorado; Michigan; Miami (FL); Rice.

**INSIDE THE MATCH-UP**

**ARKANSAS 1-12 (.077)**

1-6 H • 0-5 A • 0-1 N

**SERIES HISTORY**

YEAR	SITE	RESULT	MATCH SCORE
1996	HOME	W	3-0
2011	NEUTRAL	L	0-3
2012	HOME	L	2-3
2013	AWAY	L	0-3
2013	HOME	L	0-3
2014	AWAY	L	0-3
2015	AWAY	L	2-3
2016	HOME	L	0-3
2016	AWAY	L	1-3
2017	HOME	L	2-3
2018	AWAY	L	1-3
2018	HOME	L	0-3
2019	HOME	L	1-3

relied heavily on the arm of junior outside hitter Anna Dixon. Dixon ranks ninth in the SEC with a 3.58 kills per set average behind her team-leading 204 kills this season. Dixon also ranks eighth in the league as she averages 4.07 points per set.

» At the service line is where the Tigers have found most of their success as the team ranks eighth in the league in both total aces (72) and aces per set (1.26). Three Tigers have totaled double-digit aces this season. Dixon and sophomore defensive specialist Emily Brown lead the charge with 12 aces apiece.

» Missouri utilizes a pair of setters to run the offense. Graduate student Nicole Alford leads the Tigers with 319 total assists, averaging 7.09 per set. Freshman Addison Lyon has dished out 209 assists for a 6.74 per set average. The two both started eight matches a piece for the Tigers.

» Defensively, Brown has done most of the damage on the court with a team leading 205 digs, the ninth most by any SEC student-athlete. Brown averages 3.60 digs per set. Freshman outside hitter Kaylee Cox ranks second on the team with 93 total digs.

» As a team, Missouri has totaled 124 blocks at the net this season, averaging 2.18 per set. Freshman middle blocker Kayla Burbage has done significant damage at the net in her debut season. Burbage ranks ninth in the league in total blocks (65) and 10th in blocks per set (1.14).

**A WIN OVER MISSOURI...**

» Would snap a 12-match losing skid to Missouri.

» Would be Auburn's first win over Missouri since 1996.

**AUBURN-MISSOURI SERIES**

» After sweeping Missouri in the very first meeting between the two squads during the 1996 season, the series has been dominated by Missouri as the Mizzou Tigers have won the next 12 meetings.

» Since Missouri moved to the Southeastern Conference, Auburn has yet to defeat the Tigers in league play. Auburn stands 1-6 in matches held on the Plains.

**OH SHIPES! IT'S A BLOCK PARTY**

» As the season progresses, Auburn's play at the net continues to improve as highlighted by a record-breaking performance against Alabama. As a team, the Tigers totaled 18.0 team blocks in Auburn's 3-2 victory against the Crimson Tide on Oct. 2. The mark tied the program's record for blocks in a match. The Tigers also totaled 18.0 team blocks against South Florida on Sept. 13, 2014.

» Auburn enters the weekend ranked second in the

Southeastern Conference and eighth nationally with a 2.85 blocks per set average. The mark is currently the highest team average recorded in a single-season. The previous record of 2.81 was set in 1989. Play at the net combined with Auburn's digging performance has helped the Tigers hold opponents to a minuscule .136 hitting percentage, the 11th lowest mark in the country.

» An SEC Defensive Player of the Week selection this season, Tatum Shipes recorded 12.0 total blocks in the five-set match against the Tide to help Auburn to its first SEC home victory since 2018. The mark set the program's single-match record for blocks in the rally scoring era. The previous record of 11.0 was set on Nov. 23, 2017 by Breanna Barksdale at Florida.

» Shipes continues to lead Auburn with her impressive play at the net since moving to middle blocker to begin her senior season. Shipes leads the SEC and ranks third nationally in both total blocks (97) and blocks per set (1.67). Her efforts this season have jumped Shipes into the top 10 in several single-season blocking categories.

**BLOCKS - SOLO**

	PLAYER	YEAR	BLOCKS
1.	Katherine Culwell	2012	25
2.	Sarah Bullock	2012	18
	Jessica Glover	2008	18
	Anna Stevenson	2018	18
5.	Kelly Fidero	2011	17
	Sarah Bullock	2011	17
7.	Tatum Shipes	2021	16
	Katherine Culwell	2013	16
	Camila Jersonsky	2013	16

**BLOCKS - ASSISTS**

	PLAYER	YEAR	BLOCKS
1.	Camila Jersonsky	2012	108
2.	Lauren Mellor	2009	90
3.	Camila Jersonsky	2013	89
4.	Breanna Barksdale	2014	87
5.	Courtney McDonald	2012	84
6.	Breanna Barksdale	2016	83
7.	Breanna Barksdale	2015	82
8.	Tatum Shipes	2021	81

**TOTAL BLOCKS**

	PLAYER	YEAR	BLOCKS
1.	Camila Jersonsky	2012	119
2.	Camila Jersonsky	2013	105
3.	Breanna Barksdale	2014	101
4.	Tatum Shipes	2021	97

**PLAYER TO WATCH: TATUM SHIPES**

» Making the move to middle blocker has been an easy transition to Tatum Shipes. Shipes enters the weekend leading the SEC and ranked third among all NCAA Division I athletes in total blocks and blocks per set.





Lauren Mellor	2009	97
Breanna Barksdale	2016	97

**BLOCKS PER SET (MIN. 50 BLOCKS)**

PLAYER	YEAR	BLOCKS
1. Tatum Shipes	2021	1.67
2. Anna Stevenson	2018	1.15
3. Camila Jersonsky	2012	1.09
4. Camila Jersonsky	2013	1.01

**THE CROUCH EFFECT**

» After COVID-19 derailed the process last season, Brent Crouch's overhaul of the program took into effect since the season opener and has continued into the early portion of Southeastern Conference play.

» The Tigers opened the season with 17 consecutive set victories before dropping its first set of the season. Auburn tied the program record for most sweeps to begin a season with five. The record was first set by the 1974 squad.

» Auburn's 6-0 start is the best for the Tigers since the 2012 team began the season 8-0. Auburn has recorded 10 victories through its first 14 matches of the season. It is the most wins by the Tigers since the 2018 team closed the year with 12.

» Sweeping Alabama to earn the program's first SEC victories of the season, the Tigers have now won back-to-back SEC games for the first time since knocking off Georgia and Mississippi State in November of 2018. Auburn has now won three straight matches against Alabama. It is the longest win streak against the Crimson Tide since the Tigers won six straight from 2009 to 2012.

» With 12 matches still remaining during the regular season, Auburn has seen dramatic improvement in multiple categories.

**OFFENSE**

- Auburn's .223 hitting percentage is tied for sixth highest mark recorded by a team in a single-season - highest team hitting percentage since 2018.

**DEFENSE**

- Auburn's digs per set average of 16.41 currently

ranks fifth in single-season history and is the highest team average since 2012.

- Auburn currently holds the program's record for highest team blocks per set average for a single season with a 2.85 mark. The previous record of 2.81 was set in 1989.

**CAN YOU DIG IT?**

» Behind a career performance at the Auburn Invitational, Bella Rosenthal was selected as the SEC's Defensive Player of the Week for the second consecutive week. She is the first Tiger in program history to win the award in back-to-back weeks. She is also the first Tiger to win the award multiple times in a season since Camila Jersonsky in 2012.

» Rosenthal has paced the Tigers this season, recording at least 10 digs in 15 of Auburn's 16 matches to being the season. She has chipped in at least 20 digs in nine matches for the Tigers while totaling at least 30 digs twice.

» She set a career high with 31 digs. She is the first Tiger to record at least 30 digs in a match since Payton White versus Butler on Aug. 31, 2019. Her 31 digs tied for the eighth most individual digs recorded by a Tiger in a single match.

» Behind her match-leading 30 digs in the series opener at Arkansas (10/9), she became just the 15th Tiger in program history to record 1,000 career digs. Rosenthal is the first Tiger to hit the mark since Brenna McLroy in 2018. Her 30-dig performance is tied for the 10th most individual digs recorded in a single match.

» She currently leads the SEC with a 5.25 digs/set average - a mark that currently ranks 16th nationally. She also leads the SEC in total blocks with 320 total. She currently holds the highest digs per set average set by a Tiger during a single season and is on pace to turn in one of the best dig performances in school history as she needs just 47 digs to jump into the single-season top 10.

**DIGS PER SET (MIN. 100 DIGS)**

PLAYER	YEAR	AVG.
1. Bella Rosenthal	2021	5.25
2. Jesse Earl	2017	5.19
3. Jesse Earl	2016	4.98

**2020-21 AUBURN VOLLEYBALL ROSTER**

No.	Name	Year	Pos.	Ht.	Hometown (High School/Previous School)
4	Fallan Lanham	Fr.	DS/L	5-8	Louisville, Ky. (Mercy Academy)
5	Audrey Douglas	So.	OH/OPP	6-4	Winter Park, Fla. (Hagerty)
6	Bella Rosenthal	Sr.	DS/L	5-5	Yorktown, Ind. (Yorktown)
7	Rebekah Rath	Jr.	OH	6-0	Altamonte Springs, Fla. (Oviedo/Maryland)
8	Liz Reich	Gr.	OPP	6-1	Colorado Springs, Colo. (Lewis-Palmer/Portland)
10	Jackie Barrett	So.	S	6-1	Highland, Calif. (Citrus Valley)
11	Jordan Sinness	Fr.	S	5-9	Sebring, Fla. (Sebring)
15	Kate Curtis	Fr.	DS/L	5-6	Anderson, S.C. (T.L. Hanna)
16	Val Green	Sr.	OH	6-2	Oxford, Ohio (Talawanda)
17	Cassidy Tanton	Fr.	OH	6-0	Stoneville, N.C. (Dalton McMichael)
19	Elif Su Yavuz	Sr.	MB	6-3	Ankara, Turkey (Gazi University)
21	Tatum Shipes	Sr.	OH	6-4	Buford, Ga. (Buford)

**HEAD COACH | BRENT CROUCH (SECOND SEASON)**

**ASSOCIATE HEAD COACH/RECRUITING COORDINATOR | ALEX DUNPHY (SECOND SEASON)**

**ASSISTANT COACH | RICK MOLLER (SECOND AS ASSISTANT COACH/THIRD SEASON OVERALL)**

**DIRECTOR OF VOLLEYBALL OPERATIONS/TECHNICAL COORDINATOR | MADI WILKERSON (SECOND SEASON)**

**PRONUNCIATION GUIDE:**

FALLAN LANHAM (FOUL-an LAN-UM)

JORDAN SINNESS (SIN-es)

ELIF SU YAVUZ (e-LEAF SUE Yah-vous)

LIZ REICH (RICH)

CASSIDY TANTON (TAN-tun)

TATUM SHIPES (SHY-PS)

**HEAD COACH BRENT CROUCH****QUICK FACTS**

College \_\_\_ Texas A&M ('98, '00)  
 \_\_\_ Oregon ('06)  
 Wife \_\_\_ Marcy  
 Sons \_\_\_ Jonathan and William

**COACHING RECORD**

Head Coaching Career \_\_\_ 8th Season  
 Career Record \_\_\_ 105-105  
 NCAA Appearances \_\_\_ 2

**COACHING CAPSULE**

2020-Pt. Auburn 10-14  
 2018-19 Southern California 40-25  
 2014-17 Portland 55-66

**YEAR-BY-YEAR RESULTS**

2021	Auburn	10-6
2020	Auburn	0-8
2019	USC	18-14
2018	USC	22-11
2017	Portland	15-15
2016	Portland	17-13
2015	Portland	16-15
2014	Portland	7-23



Brent Crouch enters his second season as the head coach of the Auburn volleyball team after guiding the program through the challenges of the COVID-19 pandemic during his first season on The Plains.

Crouch made his Auburn coaching debut against No. 4 Florida on Oct. 21, 2020, to open the shortened fall volleyball schedule. Crouch led the Tigers on the court for eight total matches.

The fall season was highlighted by Auburn setting the program record for blocks in a four-set match as the Tigers recorded 17 at South Carolina on Oct. 29, 2020. The previous mark of 14 was set on Nov. 9, 2014 against Tennessee. The total tied for the second-most blocks in a match in Auburn program history as was the most by the Tigers since 2009.

Due to injuries and opt-out, the Tigers were unable to compete in the spring portion of the amended 2020-21 schedule.

Crouch previously served as the head coach at the University of Southern California. In two seasons at USC, Crouch led the program to consecutive NCAA second round appearances, including a second-place finish in the Pac-12, and a No. 21 ranking in the season's final AVCA poll in his first season on campus in 2018. This past season, the Trojans were 18-14, while outside hitter Kholia Lanier became the fifth player in Pac-12 history to record 2,000 kills and 1,000 digs in career.

Under Crouch in 2018, the Trojans finished 22-11 overall with a 13-7 record in Pac-12 matches. USC played one of the toughest schedules in the nation and faced 18 ranked opponents in the regular season and were awarded the No. 11 overall seed in the NCAA Tournament. Setter Raquel Lázaro was named the Pac-12 Freshman of the Year and outside hitter Brooke Borikin was chosen for second-team AVCA All-America honors. Lázaro and Lanier were each tabbed for All-America honorable mention.

Under Crouch's tutelage, outside hitter Emilia Weske was tabbed to the Pac-12's All-Freshman Team while middle blocker Jasmine Gross added All-Pac-12 honors.

Prior to arriving at Troy, Crouch was the 2016 West Coast Conference Coach of the Year. He inherited a winless Portland program and within two seasons guided the Pilots to their winningest season in 25 years. Crouch first took over at Portland in 2014 after the Pilots went 0-27 the previous season. After going 7-23 in his debut season, he guided the Pilots to a 16-15 mark in 2015 (its most victories since 1991) and then improved upon that in 2016 with a 17-13 mark. His 2017 team, which was hampered by injuries, was 15-15, with five losses coming in five-set matches. His overall four-year record at Portland was 55-66.

The 48 victories in his final three years was Portland's best three-season total since 1984-86. The Pilots' 10-8 third place WCC finish in 2016 was its most league wins since 1985 and highest conference finish since 1989. He led Portland to the program's first-ever victories over Top 10, Top 15, and Top 25 opponents. Crouch coached three All-WCC first team players and a WCC All-Freshman team pick, along with three WCC All-Academic first teamers. He also helped establish beach volleyball as a varsity sport at Portland in 2016.

Crouch arrived at Portland after four seasons (2010-13) at Saint Mary's College, where he was an assistant with the indoor program and head coach of the beach team.

During his time at SMC, the Gaels' indoor team went 73-40 overall, finished in the top three in the WCC standings each season by winning 73.4 percent of its league matches (47-17) and earned a berth into the NCAA Tournament in 2012, advancing to the second round. Besides being involved in the team's offense and defense, recruiting, scouting, practice planning, statistical and video analysis and scheduling, he provided academic support, as he mentored several WCC All-Academic honorees and helped the team to the athletic department's highest grade point average, an NCAA Public Recognition Award, and an AVCA academic award.

Crouch also coached the inaugural Saint Mary's beach team in 2013, guiding the Gaels to an 8-2 record, the best mark among all Northern California teams, as well as a No. 9 national ranking and a bid to the AVCA national championship for the program's top pairs team.

» With 1,036 career digs to her credit, Rosenthal currently ranks 117th among all active Division I student-athletes in career digs. She has already added her name to Auburn's career record book in both dig categories with her senior-year performance.

#### DIGS

	PLAYER	YEARS	DIGS
1.	Liz Crouch	2007-10	1,703
2.	Jesse Earl	2015-17	1,657
3.	Gretchen Thompson	1986-89	1,495
4.	Alexa Filley	2014-17	1,315
5.	Allyson Beecroft	1993-96	1,249
6.	Sarah Wroblecky	2010-13	1,238
7.	Sarah Bullock	2009-12	1,210
8.	Rachel Shanks	2004-07	1,185
9.	Brenna McIlroy	2015-18	1,078
10.	<b>Bella Rosenthal</b>	<b>2018-Pr.</b>	<b>1,036</b>
	Sarah Watson	1992-95	1,036

#### DIGS PER SET (MIN. 500 DIGS)

	PLAYER	YEARS	AVG.
1.	Jesse Earl	2015-17	4.79
2.	Liz Crouch	2007-10	4.00
3.	Sarah Wroblecky	2010-13	3.65
4.	<b>Bella Rosenthal</b>	<b>2018-Pr.</b>	<b>3.55</b>
5.	Gretchen Thompson	1986-89	3.26

#### FEEL THE RATH

» Behind one of the program's best offensive performances in almost two decades, junior outside hitter Rebekah Rath was selected as Southeastern Conference Co-Offensive Player of the Week, sharing the honor with LSU's Kylie Deberg.

» The recognition is the second for Rath this season. Rath is the first Tiger in program history to be named SEC Offensive Player of the Week twice in the same season. The SEC began distributing the award in 2004.

» In an epic performance in game one against Arkansas (10/9), Rath was virtually unstoppable on offense with 29 total kills. Rath attacked on a .240 hit percentage, committing just 11 errors in her 75 swings.

Rath's 29 kills were the second most recorded by a Tiger during the rally-scoring era.

» Her 29 kills were the most totaled in a single match by a Tiger since Ashlee Johns' single-match record of 30, which was totaled in a five-set contest at Arkansas on Oct. 8, 2004. Her 29 kills are the most recorded in a four-set match by any SEC student-athlete this season.

» Rath currently leads the SEC in attacks per set (12.70), kills per set (4.51) points (320.5) and points per set (5.25), while ranking second in the league in both total attacks (772) and total kills (275). Nationally, Rath ranks in the top 21 in all six of those categories.

» The junior as recorded at least 10 kills in 14 of Auburn's 16 matches. In Auburn's five-set thriller versus Santa Clara, Rath led the team with 24 kills to become the first Tiger to record at least 20 kills in a match since Tatum Shipes in 2018. Rath also chipped in 24 kills in Auburn's five-set contest at Alabama State on Sept. 26 before shattering the mark at Arkansas.

» Rath's was named SEC Offensive Player of the Week on Sept. 7. The Altamonte Springs, Fla., native is the first Auburn Tiger to be named SEC Offensive Player of the Week since Brenna McIlroy won the award on Oct. 30, 2017.

» Her efforts have also won her all-tournament team honors at both the War Eagle Invitational and the Auburn Invitational.

» Rath's 451 kills per set average is currently the highest by a Tiger in single-season history (rally scoring era). Zeroing in on Auburn's top 10 single-season kill performances in the rally-scoring era, Rath needs 50 kills over the remaining 12 matches of the season to add her name to the list.

#### KILLS PER SET (MIN. 100 KILLS)

	PLAYER	YEAR	AVG.
1.	Rebekah Rath	2021	4.51
2.	Sarah Bullock	2012	3.50
3.	Jessica Glover	2008	3.45

#### AUBURN PICKED 13th IN PRESEASON POLL

» Auburn was selected to finish 13th in the Southeastern Conference in the annual preseason coaches' poll. The Tigers earned 12 points from the league's coaches.

» Reigning national champion Kentucky (139 pts.) edged out Florida (138 pts) by one point as the favorite to win the SEC Championship. Kentucky secured seven first-place

votes. Florida finished with six.

» LSU was tabbed to finished third, while Tennessee and Arkansas rounded out the top five.

#### TIGER TRACKS

» Air Green! Val Green set Takawanda High School's high jump record. She's also a second generation collegiate volleyball athlete. Her mother, Paula, played at Miami-Ohio.

» Tatum Shipes holds a wealth of athletic talent in her family's history. Her mother, Laurel, played basketball at Kentucky. Her father lettered in basketball at The Master's University. Her brother, T.J., was a member of Georgia State's basketball team. Her grandfather, Don Hudgens, and great grandparents, Ira and Opal, all played collegiate basketball.

» Jackie Barrett is the daughter of Martin J. Barrett, a former football star at the University of Buffalo. Martin was a two-time AP All-American and set 14 career UB records as a quarterback. He was inducted into Buffalo's Hall of Fame in 1989.

» Full Circle Moment: Liz Reich was originally recruited to Portland and competed her freshman season under Brent Crouch.

» Audrey Douglas is fluent in American Sign Language.

» Jordan Sinness is not the first member of her family to play collegiate sports in the state of Alabama. Her older sister, Jade, plays softball at Troy University.

» Associate head coach Alex Dunphy is the daughter of Volleyball Hall of Famer and American Volleyball Coaches Association Hall of Famer, Marv Dunphy. Dunphy has led Pepperdine to five NCAA Men's Division I Championships. Marv was an assistant coach for Team USA Women's Volleyball at the 2020 Tokyo Olympics, helping the squad to a gold medal.

Crouch also has coaching experience with the USA Volleyball program, including working with U.S. Women's National Team head coach Karch Kiraly, being an assistant with the U.S. Collegiate National Team that captured a gold medal at the 2016 U22 Global Challenge and serving as both an indoor and beach coach in the USA Volleyball High Performance program.

Crouch played for Texas A&M's club team from 1993 to 1997. He earned his bachelor's degree in history in 1998 and his master's in philosophy in 2000, both from Texas A&M, then a doctorate in philosophy from Oregon in 2006.

He competed on the beach from 2005 to 2007 in AVP and CBVA events and placed second at the 2005 California Cup state championship.

He has held various teaching positions in philosophy at Oregon, San Diego City College, and Saint Mary's College since 2000.

Crouch and his wife Marcy have two sons, Jonathan and William.

## INSIDE THE NUMBERS



CATEGORY	AUBURN	MISSOURI
Kills	734	652
Per Set	12.0	11.4
Errors	252	304
Total Attacks	2158	1901
Hitting Pct.	.223	.183
Assists	655	610
Per Set	10.7	10.7
Service Aces	62	72
Per Set	1.0	1.3
Service Errors	96	128
Reception Errors	67	97
Per Set	1.1	1.7
Digs	1001	741
Per Set	16.4	13.0
Solo Blocks	32	34
Block Assists	284	180
Total Blocks	174.0	124.0
Per Set	2.9	2.2

## 2021 AUBURN INDIVIDUAL MATCH HIGHS (BY SET)

### THREE SETS

HITTING PERCENTAGE (MIN. 12 KILLS) \_\_\_\_\_ .500, Liz Reich vs. Jackson State (August 28, 2021)  
 KILLS \_\_\_\_\_ 16 (4x), last Rebekah Rath vs. Alabama (October 3, 2021)  
 TOTAL ATTEMPTS \_\_\_\_\_ 43 (2x), last Rebekah Rath vs. Alabama (October 3, 2021)  
 ASSISTS \_\_\_\_\_ 34, Rebekah Rath vs. Alabama (October 3, 2021)  
 DIGS \_\_\_\_\_ 25, Bella Rosenthal vs. North Alabama (September 9, 2021)  
 ACES \_\_\_\_\_ 2 (6x), last Kate Curtis/Rebekah Rath vs. Alabama (October 3, 2021)  
 BLOCKS \_\_\_\_\_ 8 (2x), last Tatum Shipes vs. Southeastern Louisiana (September 3, 2021)

### FOUR SETS

HITTING PERCENTAGE (MIN. 12 KILLS) \_\_\_\_\_ .288, Rebekah Rath vs. Ole Miss (September 22, 2021)  
 KILLS \_\_\_\_\_ 29, Rebekah Rath at Arkansas (October 9, 2021)  
 TOTAL ATTEMPTS \_\_\_\_\_ 75, Rebekah Rath at Arkansas (October 9, 2021)  
 ASSISTS \_\_\_\_\_ 40, Jackie Barrett vs. Nicholls (September 17, 2021)  
 DIGS \_\_\_\_\_ 31, Bella Rosenthal vs. Nicholls (September 17, 2021)  
 ACES \_\_\_\_\_ 3, Jackie Barrett vs. Nicholls (September 17, 2021)  
 BLOCKS \_\_\_\_\_ 10.0, Tatum Shipes at Arkansas (October 9, 2021)

### FIVE SETS

HITTING PERCENTAGE (MIN. 12 KILLS) \_\_\_\_\_ .378, Liz Reich vs. Florida A&M (September 17, 2021)  
 KILLS \_\_\_\_\_ 24 (2x), last, Rebekah Rath at Alabama State (September 26, 2021)  
 TOTAL ATTEMPTS \_\_\_\_\_ 71, Rebekah Rath at Arkansas (October 10, 2021)  
 ASSISTS \_\_\_\_\_ 48, Jackie Barrett vs. Florida A&M (September 17, 2021)  
 DIGS \_\_\_\_\_ 27, Bella Rosenthal at Alabama State (September 26, 2021)  
 ACES \_\_\_\_\_ 2 (6x), last Tatum Shipes at Arkansas (October 10, 2021)  
 BLOCKS \_\_\_\_\_ 12, Tatum Shipes vs. Alabama State (October 2, 2021)

## 2021 AUBURN TEAM MATCH HIGHS (BY SET)

### THREE SETS

HITTING PERCENTAGE \_\_\_\_\_ .457, vs. Jackson State (August 28, 2021)  
 KILLS \_\_\_\_\_ 42 (2x), last vs. Cal State Fullerton (September 2, 2021)  
 TOTAL ATTEMPTS \_\_\_\_\_ 122, vs. Cal State Fullerton (September 2, 2021)  
 ASSISTS \_\_\_\_\_ 38, vs. Alabama (October 3, 2021)  
 DIGS \_\_\_\_\_ 66, vs. Alabama (October 3, 2021)  
 ACES \_\_\_\_\_ 6 (3x), last vs. Belmont (September 18, 2021)  
 BLOCKS \_\_\_\_\_ 14.0, vs. Jackson State (August 28, 2021)

### FOUR SETS

HITTING PERCENTAGE \_\_\_\_\_ .196, vs. Ole Miss (September 22, 2021)  
 KILLS \_\_\_\_\_ 51, vs. Nicholls (September 17, 2021)  
 TOTAL ATTEMPTS \_\_\_\_\_ 175, vs. Nicholls (September 17, 2021)  
 ASSISTS \_\_\_\_\_ 47, vs. Ole Miss (September 22, 2021)  
 DIGS \_\_\_\_\_ 105, vs. Nicholls (September 17, 2021)  
 ACES \_\_\_\_\_ 4 (2x), vs. Ole Miss (September 22, 2021)  
 BLOCKS \_\_\_\_\_ 14.0, at Arkansas (October 9, 2021)

### FIVE SETS

HITTING PERCENTAGE \_\_\_\_\_ .260, vs. Santa Clara (September 12, 2021)  
 KILLS \_\_\_\_\_ 69, vs. Florida A&M (September 17, 2021)  
 TOTAL ATTEMPTS \_\_\_\_\_ 188, vs. Florida A&M (September 17, 2021)  
 ASSISTS \_\_\_\_\_ 63, vs. Florida A&M (September 17, 2021)  
 DIGS \_\_\_\_\_ 76, at Arkansas (October 9, 2021)  
 ACES \_\_\_\_\_ 6, vs. Florida A&M (September 17, 2021)  
 BLOCKS \_\_\_\_\_ 18.0, vs. Alabama (October 2, 2021)



### THE LAST TIME AUBURN...

**Won in three sets** \_\_\_\_\_ Oct. 3, 2021 vs. Alabama (25-19, 25-14, 25-18)  
**Won in four sets** \_\_\_\_\_ Sept. 17, 2021 vs. Nicholls (25-8, 25-15, 26-28, 25-15)  
**Won in five sets** \_\_\_\_\_ Oct. 2, 2021 vs. Alabama (25-21, 20-25, 25-21, 20-25, 15-5)  
**Lost in three sets** \_\_\_\_\_ Sept. 29, 2021 at #20 Tennessee (16-25, 21-25, 14-25)  
**Lost in four sets** \_\_\_\_\_ Oct. 9, 2021 at Arkansas (27-25, 18-25, 23-25, 22-25)  
**Lost in five sets** \_\_\_\_\_ Oct. 10, 2021 at Arkansas (25-20, 25-23, 15-25, 17-25, 7-15)  
 Lost first set in a win \_\_\_\_\_ Sept. 8, 2019 vs. George Washington (21-25, 25-13, 25-22, 25-13)  
**Won first set in a loss** \_\_\_\_\_ Oct. 10, 2021 at Arkansas (25-20, 25-23, 15-25, 17-25, 7-15)  
 Lost first two sets in a win \_\_\_\_\_ Sept. 11, 2018 at Kennesaw State (23-25, 20-25, 28-26, 26-24, 15-9)  
**Won first two sets in a loss** \_\_\_\_\_ Oct. 10, 2021 at Arkansas (25-20, 25-23, 15-25, 17-25, 7-15)  
 Beat a ranked opponent \_\_\_\_\_ Sept. 2, 2017 vs. #16 North Carolina (25-23, 25-22, 25-27, 25-21)  
**Hit .300-.399 in a match** \_\_\_\_\_ Sept. 18, 2021 vs. Belmont (.345)  
**Hit .400-.499 in a match** \_\_\_\_\_ Aug. 28, 2021 vs. Jackson State (.457)  
 Hit .500 or better in a match \_\_\_\_\_ Oct. 18, 1998 at Ole Miss (.514)  
**Held opponent to .000-.100 in a match** \_\_\_\_\_ Oct. 3, 2021 vs. Alabama (.088)  
**Held opponent to a negative hitting percentage** \_\_\_\_\_ Sept. 18, 2014 vs. Belmont (-.093)  
 Had 70-79 kills in a match \_\_\_\_\_ Oct. 26, 2018 vs. Ole Miss (77)  
 Had 80+ kills in a match \_\_\_\_\_ Sept. 17, 2006 at Georgia (84)  
 Had 80-99 digs in a match \_\_\_\_\_ Sept. 27, 2019 at Tennessee (80)  
**Had 100+ digs in a match** \_\_\_\_\_ Sept. 17, 2021 vs. Nicholls (105)  
**Had 15+ blocks in a match** \_\_\_\_\_ Oct. 10, 2021 at Arkansas (17.0)  
 Had 10+ service aces in a match \_\_\_\_\_ Sept. 15, 2019 at TCU (11)  
**Had a player(s) with 20-24 kills in a match** \_\_\_\_\_ Oct. 10, 2021, Rebekah Rath at Arkansas (20)  
**Had a player(s) with 25-29 kills in a match** \_\_\_\_\_ Oct. 9, 2021, Rebekah Rath at Arkansas (29)  
 Had a player(s) with 30+ kills in a match \_\_\_\_\_ Oct. 8, 2004, Ashlee Johns vs. Arkansas (30)  
**Had a player(s) with 10+ blocks in a match** \_\_\_\_\_ Oct. 9, 2021, Tatum Shipes at Arkansas (10.0)  
**Had a player(s) with 25-29 digs in a match** \_\_\_\_\_ Oct. 3, 2021, Bella Rosenthal vs. Alabama (30)  
**Had a player(s) with 30+ digs in a match** \_\_\_\_\_ Oct. 9, 2021, Bella Rosenthal at Arkansas (30)  
 Had a player(s) with 50+ assists in a match \_\_\_\_\_ Aug. 31, 2019, Marissa Hines (50)  
 Had a player(s) with 60+ assists in a match \_\_\_\_\_ Oct. 28, 2018, Mica Allison vs. Ole Miss (61)  
 Had a player(s) with 5+ aces in a match \_\_\_\_\_ Oct. 19, 2018, Brenna McLroy at Missouri (6)

### AUBURN DOUBLE-DOUBLES IN 2021

PLAYER	OPPONENT (SETS)	DATE	STATS
Jackie Barrett (11)	vs. Tennessee Tech (3)	August 27	25 assists, 12 digs
	vs. Santa Clara (5)	September 12	44 assists, 11 digs
	vs. Florida A&M (5)	September 17	48 assists, 15 digs
	vs. Nicholls (4)	September 17	40 assists, 28 digs
	vs. Belmont (3)	September 18	24 assists, 19 digs
	vs. Ole Miss (4)	September 22	34 assists, 12 digs
	at #20 Tennessee (3)	September 29	18 assists, 12 digs
	vs. Alabama (5)	October 2	43 assists, 14 digs
	vs. Alabama (3)	October 3	34 assists, 11 digs
	at Arkansas (4)	October 9	36 assists, 13 digs
Rebekah Rath (6)	at Arkansas (5)	October 10	36 assists, 16 digs
	vs. Cal State Fullerton (3)	September 2	16 kills, 10 digs
	vs. Santa Clara (5)	September 12	24 kills, 10 digs
	at Alabama State (5)	September 26	24 kills, 13 digs
	vs. Alabama (5)	October 2	22 kills, 11 digs
vs. Alabama (3)	October 3	16 kills, 11 digs	
at Arkansas (5)	October 10	20 kills, 10 digs	

### AUBURN'S 2021 RECORD WHEN...

**OVERALL** \_\_\_\_\_ 10-6  
**SEC** \_\_\_\_\_ 2-4  
**NON-CONFERENCE** \_\_\_\_\_ 10-2  
**RANKED OPPONENTS** \_\_\_\_\_ 0-1  
**HOME** \_\_\_\_\_ 10-2  
**AWAY** \_\_\_\_\_ 0-4  
**NEUTRAL** \_\_\_\_\_ 0-0

#### BY SETS

**THREE SETS** \_\_\_\_\_ 7-1  
**FOUR SETS** \_\_\_\_\_ 1-2  
**FIVE SETS** \_\_\_\_\_ 2-3  
**WON FIRST SET** \_\_\_\_\_ 10-4  
**LOST FIRST SET** \_\_\_\_\_ 0-2  
**WON SECOND SET** \_\_\_\_\_ 9-2  
**LOST SECOND SET** \_\_\_\_\_ 1-4  
**WON FIRST TWO SETS** \_\_\_\_\_ 9-1  
**LOST FIRST TWO SETS** \_\_\_\_\_ 0-1

#### SITUATIONAL

**MORE KILLS THAN OPPONENT** \_\_\_\_\_ 7-1  
**FEWER KILLS THAN OPPONENT** \_\_\_\_\_ 3-5  
**KILLS ARE TIED** \_\_\_\_\_ 0-0  
**MORE DIGS THAN OPPONENT** \_\_\_\_\_ 7-1  
**FEWER DIGS THAN OPPONENT** \_\_\_\_\_ 3-5  
**DIGS ARE TIED** \_\_\_\_\_ 0-0  
**MORE ACES THAN OPPONENT** \_\_\_\_\_ 6-1  
**FEWER ACES THAN OPPONENT** \_\_\_\_\_ 3-5  
**ACES ARE TIED** \_\_\_\_\_ 1-0  
**HIGHER HITTING PERCENTAGE THAN OPPONENT** \_\_\_\_\_ 10-1  
**LOWER HITTING PERCENTAGE THAN OPPONENT** \_\_\_\_\_ 0-5  
**HITTING PERCENTAGE TIED** \_\_\_\_\_ 0-0

#### HITTING PERCENTAGE

**.400 OR ABOVE** \_\_\_\_\_ 1-0  
**.300-.399** \_\_\_\_\_ 2-0  
**.200-.299** \_\_\_\_\_ 5-2  
**.100-.199** \_\_\_\_\_ 2-3  
**.000-.099** \_\_\_\_\_ 0-1  
**NEGATIVE** \_\_\_\_\_ 0-0

#### OPPONENTS' HITTING PERCENTAGE

**.400 OR ABOVE** \_\_\_\_\_ 0-0  
**.300-.399** \_\_\_\_\_ 0-0  
**.200-.299** \_\_\_\_\_ 1-5  
**.100-.199** \_\_\_\_\_ 1-1  
**.000-.099** \_\_\_\_\_ 7-0  
**NEGATIVE** \_\_\_\_\_ 1-0

#### BY DAY

**MONDAY** \_\_\_\_\_ 0-0  
**TUESDAY** \_\_\_\_\_ 0-0  
**WEDNESDAY** \_\_\_\_\_ 0-2  
**THURSDAY** \_\_\_\_\_ 2-0  
**FRIDAY** \_\_\_\_\_ 3-1  
**SATURDAY** \_\_\_\_\_ 3-1  
**SUNDAY** \_\_\_\_\_ 2-2

**DAY MATCHES (FIRST SERVE BEFORE 6 P.M.)** \_\_\_\_\_ 4-4

**NIGHT MATCHES (FIRST SERVE AFTER 6 P.M.)** \_\_\_\_\_ 6-2

#### BY MONTH

**AUGUST** \_\_\_\_\_ 2-0  
**SEPTEMBER** \_\_\_\_\_ 6-4  
**OCTOBER** \_\_\_\_\_ 2-2  
**NOVEMBER** \_\_\_\_\_ 0-0

#### JERSEY COLOR

**NAVY** \_\_\_\_\_ 2-2  
**NAVY w/ORANGE SLEEVE** \_\_\_\_\_ 1-2  
**ORANGE** \_\_\_\_\_ 4-2  
**ORANGE w/NAVY SLEEVE** \_\_\_\_\_ 3-0  
**PINK** \_\_\_\_\_ 0-0

## 2021 AUBURN MATCH-BY-MATCH STARTERS

DATE	OPPONENT	RESULT	OUTSIDE	MIDDLE	RIGHT SIDE	OUTSIDE/DS	MIDDLE	LIBERO	SETTER
8/28	TENNESSEE TECH	W, 3-0	Rath	Shipes	Reich	Lanham (DS)	Yavuz	Rosenthal	Barrett
8/28	JACKSON STATE	W, 3-0	Rath	Shipes	Reich	Green (OH)	Yavuz	Rosenthal	Barrett
9/2	CAL STATE FULLERTON	W, 3-0	Rath	Shipes	Reich	Green (OH)	Yavuz	Rosenthal	Barrett
9/3	SOUTHEASTERN LOUISIANA	W, 3-0	Rath	Shipes	Reich	Green (OH)	Yavuz	Rosenthal	Barrett
9/9	NORTH ALABAMA	W, 3-0	Rath	Shipes	Reich	Green (OH)	Yavuz	Rosenthal	Barrett
9/12	SANTA CLARA	W, 3-2	Rath	Shipes	Reich	Green (OH)	Yavuz	Rosenthal	Barrett
9/17	FLORIDA A&M	L, 2-3	Rath	Shipes	Reich	Green (OH)	Yavuz	Rosenthal	Barrett
9/17	NICHOLLS	W, 3-1	Rath	Shipes	Reich	Green (OH)	Yavuz	Rosenthal	Barrett
9/18	BELMONT	W, 3-0	Rath	Shipes	Reich	Green (OH)	Yavuz	Rosenthal	Barrett
9/22	OLE MISS	L, 1-3	Rath	Shipes	Reich	Green (OH)	Yavuz	Rosenthal	Barrett
9/26	at Alabama State	L, 2-3	Rath	Shipes	Reich	Lanham (DS)	Yavuz	Rosenthal	Barrett
9/29	at Tennessee	L, 0-3	Rath	Shipes	Reich	Lanham (DS)	Yavuz	Rosenthal	Barrett
10/2	ALABAMA	W, 3-2	Rath	Shipes	Reich	Lanham (DS)	Yavuz	Rosenthal	Barrett
10/3	ALABAMA	W, 3-0	Rath	Shipes	Reich	Lanham (DS)	Yavuz	Rosenthal	Barrett
10/9	at Arkansas	L, 1-3	Rath	Shipes	Reich	Lanham (DS)	Yavuz	Rosenthal	Barrett
10/10	at Arkansas	L, 2-3	Rath	Shipes	Reich	Lanham (DS)	Yavuz	Rosenthal	Barrett
10/16	MISSOURI								
10/17	MISSOURI								
10/22	at Georgia								
10/23	at Georgia								
10/29	LSU								
11/4	at Texas A&M								
11/5	at Texas A&M								
11/10	SOUTH CAROLINA								
11/17	at Florida								
11/20	KENTUCKY								
11/21	KENTUCKY								
11/26	at Mississippi State								

## 2021 AUBURN MATCH-BY-MATCH LEADERS

DATE	OPPONENT	RESULT	KILLS	ASSISTS	ACES	DIGS	BLOCKS	HIT PCT. (MIN 10 ATT.)
8/28	TENNESSEE TECH	W, 3-0	Rath (13)	Barrett (25)	Barrett/Rath/Curtis (1)	Rosenthal (17)	Shipes (7)	Shipes (.462)
8/28	JACKSON STATE	W, 3-0	Rath (16)	Barrett (27)	Barrett/Rath (2)	Rosenthal (14)	Yavuz (8)	Reich (.500)
9/2	CAL STATE FULLERTON	W, 3-0	Rath (16)	Barrett/Sinness (16)	Rath (1)	Rosenthal (17)	Shipes (3)	Reich (.409)
9/3	SOUTHEASTERN LOUISIANA	W, 3-0	Rath (16)	Barrett (28)	Barrett (2)	Rosenthal (16)	Shipes (8)	Reich (.458)
9/9	NORTH ALABAMA	W, 3-0	Green (12)	Barrett (30)	Barrett/Green/Rath (1)	Rosenthal (25)	Barrett (4)	Green (.375)
9/12	SANTA CLARA	W, 3-2	Rath (24)	Barrett (44)	Barrett/Sinness (2)	Rosenthal (20)	Shipes/Barrett (5)	Shipes (.357)
9/17	FLORIDA A&M	L, 2-3	Green (19)	Barrett (48)	Barrett (2)	Rosenthal (20)	Douglas/Barrett/Yavuz (4)	Yavuz (.571)
9/17	NICHOLLS	W, 3-1	Rath (18)	Barrett (40)	Barrett (3)	Rosenthal (28)	Shipes (9)	Rath (.211)
9/18	BELMONT	W, 3-0	Rath (14)	Barrett (24)	Rosenthal (2)	Rosenthal/Barrett (19)	Shipes (7)	Rath (.429)
9/22	OLE MISS	L, 1-3	Rath (19)	Barrett (34)	Green (2)	Rosenthal (13)	Shipes/Yavuz (3)	Rath (.288)
9/26	at Alabama State	L, 2-3	Rath (24)	Barrett (36)	Rath/Sinness (2)	Rosenthal (27)	Rath (4)	Shipes (.400)
9/29	at Tennessee	L, 0-3	Rath (9)	Barrett (18)	Lanham (1)	Barrett (12)	Shipes (6)	Reich (.217)
10/2	ALABAMA	W, 3-2	Rath (22)	Barrett (43)	Curtis (1)	Rosenthal (24)	Shipes (12)	Shipes (.231)
10/3	ALABAMA	W, 3-0	Rath (16)	Barrett (34)	Curtis/Rath (2)	Rosenthal (21)	Shipes (7)	Reich (.435)
10/9	at Arkansas	L, 1-3	Rath (29)	Barrett (36)	Barrett/Rath (1)	Rosenthal (30)	Shipes (10)	Rath (.240)
10/10	at Arkansas	L, 2-3	Rath (20)	Barrett (36)	Shipes (2)	Rosenthal (20)	Shipes (9)	Green (.231)
10/16	MISSOURI							
10/17	MISSOURI							
10/22	at Georgia							
10/23	at Georgia							
10/29	LSU							
11/4	at Texas A&M							
11/5	at Texas A&M							
11/10	SOUTH CAROLINA							
11/17	at Florida							
11/20	KENTUCKY							
11/21	KENTUCKY							
11/26	at Mississippi State							

### 2021 OVERALL STATISTICS

Overall: 10-6 • SEC: 2-4 • Home: 10-2 • Away: 0-4 • Neutral: 0-0

#	PLAYER	SP	K	K/S	E	TA	Pct	A	A/S	SA	SE	SA/S	RE	DIG	DIG/S	BS	BA	BLK	BLK/S	BE	BHE	PTS	PT/S
7	Rath, Rebekah	61	275	4.51	91	775	.237	8	0.13	15	38	0.25	14	123	2.02	8	45	53.0	0.87	2	0	320.5	5.25
8	Reich, Liz	61	176	2.89	47	455	.284	3	0.05	0	1	0.00	1	32	0.52	0	35	35.0	0.57	2	0	193.5	3.17
16	Green, Val	61	134	2.20	56	474	.165	2	0.03	6	8	0.10	3	49	0.80	2	22	24.0	0.39	1	0	153.0	2.51
21	Shipes, Tatum	58	70	1.21	29	175	.234	6	0.10	3	5	0.05	0	29	0.50	16	81	97.0	1.67	4	2	129.5	2.23
19	Yavuz, Elif	61	40	0.66	10	82	.366	1	0.02	0	0	0.00	1	15	0.25	4	53	57.0	0.93	7	1	70.5	1.16
10	Barrett, Jackie	61	30	0.49	6	108	.222	519	8.51	16	12	0.26	0	194	3.18	2	43	45.0	0.74	7	1	69.5	1.14
5	Douglas, Audrey	5	4	0.80	3	12	.083	0	0.00	0	0	0.00	0	0	0.00	0	4	4.0	0.80	0	0	6.0	1.20
4	Lanham, Fallan	61	3	0.05	8	60	-.083	7	0.11	1	3	0.02	9	118	1.93	0	0	0.0	0.00	0	0	4.0	0.07
6	Rosenthal, Bella	61	1	0.02	0	11	.091	77	1.26	8	15	0.13	13	320	5.25	0	0	0.0	0.00	0	0	9.0	0.15
11	Sinness, Jordan	44	1	0.02	1	2	.000	17	0.39	6	4	0.14	0	18	0.41	0	1	1.0	0.02	0	1	7.5	0.17
15	Curtis, Kate	61	0	0.00	0	3	.000	15	0.25	7	10	0.11	9	103	1.69	0	0	0.0	0.00	0	0	7.0	0.11
17	Tanton, Cassidy	1	0	0.00	0	0	.000	0	0.00	0	0	0.00	0	0	0.00	0	0	0.0	0.00	0	0	0.0	0.00
TEAM													17										
AUBURN		61	734	12.03	251	2157	.224	655	10.74	62	96	1.02	67	1001	16.41	32	284	174.0	2.85	23	5	970.0	15.90
OPPONENTS		61	737	12.08	417	2356	.136	679	11.13	67	117	1.10	62	1029	16.87	32	88	76.0	1.25	27	12	880.0	14.41

### 2021 CONFERENCE ONLY STATISTICS

SEC: 2-4 • Home: 2-1 • Away: 0-3

#	PLAYER	SP	K	K/S	E	TA	Pct	A	A/S	SA	SE	SA/S	RE	DIG	DIG/S	BS	BA	BLK	BLK/S	BE	BHE	PTS	PT/S
7	Rath, Rebekah	24	115	4.79	43	353	.204	3	0.12	4	15	0.17	4	57	2.38	1	22	23.0	0.96	1	0	131.0	5.46
8	Reich, Liz	24	54	2.25	20	173	.197	0	0.00	0	0	0.00	1	15	0.62	0	13	13.0	0.54	2	0	60.5	2.52
16	Green, Val	24	51	2.12	26	187	.134	1	0.04	2	1	0.08	1	16	0.67	0	12	12.0	0.50	0	0	59.0	2.46
21	Shipes, Tatum	24	20	0.83	14	51	.098	3	0.12	2	2	0.08	0	17	0.71	8	39	47.0	1.96	2	1	49.5	2.06
19	Yavuz, Elif	24	12	0.50	5	30	.233	1	0.04	0	0	0.00	1	8	0.33	2	24	26.0	1.08	4	1	26.0	1.08
10	Barrett, Jackie	24	8	0.33	1	40	.175	201	8.38	2	5	0.08	0	78	3.25	2	20	22.0	0.92	3	0	22.0	0.92
4	Lanham, Fallan	24	1	0.04	5	28	-.143	1	0.04	1	2	0.04	3	47	1.96	0	0	0.0	0.00	0	0	2.0	0.08
6	Rosenthal, Bella	24	1	0.04	0	1	1.000	29	1.21	2	6	0.08	6	114	4.75	0	0	0.0	0.00	0	0	3.0	0.13
15	Curtis, Kate	24	0	0.00	0	0	.000	8	0.33	3	6	0.12	3	42	1.75	0	0	0.0	0.00	0	0	3.0	0.13
11	Sinness, Jordan	17	0	0.00	0	0	.000	0	0.00	1	1	0.06	0	6	0.35	0	0	0.0	0.00	0	0	1.0	0.06
TEAM													10										
AUBURN		24	262	10.92	114	873	.170	247	10.29	17	38	0.71	29	400	16.67	13	130	78.0	3.25	12	2	357.0	14.88
OPPONENTS		24	333	13.88	160	973	.178	309	12.88	29	39	1.21	17	436	18.17	12	44	24.0	1.42	9	6	396.0	16.46

### 2021 STATISTICAL LEADERS

**KILLS (PER SET)**

Rebekah Rath	275 (4.51)
Liz Reich	176 (2.89)
Val Green	134 (2.20)
Tatum Shipes	70 (1.21)
Elif Yavuz	40 (0.66)

**TOTAL ATTACKS**

Rebekah Rath	775
Val Green	474
Liz Reich	455
Tatum Shipes	176
Jackie Barrett	108

**HITTING PERCENTAGE (MIN. 180 ATT.)**

Liz Reich	.284
Rebekah Rath	.237
Val Green	.165

**ASSISTS (PER SET)**

Jackie Barrett	519 (8.51)
Bella Rosenthal	77 (1.26)
Jordan Sinness	17 (0.39)
Kate Curtis	15 (0.25)
Rebekah Rath	8 (0.13)

**ACES (PER SET)**

Jackie Barrett	16 (0.26)
Rebekah Rath	15 (0.25)
Bella Rosenthal	8 (0.13)
Kate Curtis	7 (0.11)
Val Green	6 (0.14)
Jordan Sinness	6 (0.10)

**DIGS (PER SET)**

Bella Rosenthal	320 (5.25)
Jackie Barrett	194 (3.18)
Rebekah Rath	123 (2.02)
Fallan Lanham	118 (1.93)
Kate Curtis	103 (1.69)

**BLOCK | SOLOS**

Tatum Shipes	16
Rebekah Rath	8
Elif Yavuz	4
Val Green	2
Jackie Barrett	2

**BLOCK | ASSISTS**

Tatum Shipes	81
Elif Yavuz	53
Rebekah Rath	45
Jackie Barrett	43
Liz Reich	35

**TOTAL BLOCKS (PER SET)**

Tatum Shipes	97 (1.67)
Elif Yavuz	57 (0.93)
Rebekah Rath	53 (0.87)
Jackie Barrett	45 (0.74)
Liz Reich	35 (0.57)



**AUBURN VOLLEYBALL SINGLE-SEASON INDIVIDUAL RECORDS (25-POINT RALLY SCORING ERA)**

**OFFENSIVE RECORDS**

**KILLS**

PLAYER	YEAR	KILLS
1. Jessica Glover	2008	410
2. Sarah Bullock	2012	371
3. Sarah Bullock	2010	354
4. Brenna McLroy	2016	351
5. Kelly Fidero	2011	341
6. Courtney Crable	2015	333
Brenna McLroy	2015	333
8. Katherine Culwell	2012	330
9. Katherine Culwell	2013	326
10. Morgan Johns	2010	325

**KILLS PER SET (MIN. 100 KILLS)**

PLAYER	YEAR	AVG.
1. <b>Rebekah Rath</b>	2021	4.51
2. Sarah Bullock	2012	3.50
3. Jessica Glover	2008	3.45
4. Kelly Fidero	2011	3.22
5. Brenna McLroy	2016	3.13
Katherine Culwell	2013	3.13
7. Katherine Culwell	2012	3.03
Sarah Bullock	2010	3.03
9. Brenna McLroy	2018	3.00
10. <b>Liz Reich</b>	2021	2.89
11. Brenna McLroy	2017	2.86
12. Courtney Crable	2015	2.82
Taylor Rowland	2018	2.82

**ATTACK PERCENTAGE (MIN. 250 ATT.)**

PLAYER	YEAR	PCT.
1. Shaina White	2017	.367
2. Camila Jersonsky	2012	.356
Camila Jersonsky	2011	.356
4. Camila Jersonsky	2010	.354
5. Camila Jersonsky	2013	.351
6. Alyssa Davis	2009	.316
7. Morgan Johns	2010	.305
8. <b>Liz Reich</b>	2021	.284
9. Stephanie Campbell	2013	.281
10. Stephanie Campbell	2015	.280
11. Stephanie Campbell	2014	.279

**ATTACKS**

PLAYER	YEAR	ATTACKS
1. Brenna McLroy	2016	1,113
2. Sarah Bullock	2012	1,090
3. Courtney Crable	2014	1,062
4. Brenna McLroy	2015	1,043
5. Katherine Culwell	2012	1,033
6. Sarah Bullock	2010	993
7. Jessica Glover	2008	988
8. Katherine Culwell	2013	981
9. Brenna McLroy	2017	938
10. Courtney Crable	2015	935

**ASSISTS**

PLAYER	YEAR	ASSISTS
1. Alexa Filley	2016	1,227
2. Alexa Filley	2015	1,226
3. Alexa Filley	2014	1,175
4. Alexa Filley	2017	1,093
5. Mica Allison	2018	1,055
6. Sara Shanks	2008	995
7. Chelsea Wintzinger	2011	791

8. Christina Salverson	2010	740
9. Chelsea Wintzinger	2012	680
10. Chelsea Wintzinger	2013	642

**ASSISTS PER SET (MIN. 200 ASSISTS)**

PLAYER	YEAR	AVG.
1. Alexa Filley	2017	10.72
2. Alexa Filley	2014	10.22
3. Alexa Filley	2015	10.13
4. Mica Allison	2018	10.05
5. Alexa Filley	2016	9.98
6. <b>Jackie Barrett</b>	2021	8.51
7. Sara Shanks	2008	8.43
8. Marissa Hines	2019	7.51
9. Chelsea Wintzinger	2011	7.39
10. Morgan Kull	2019	6.94
11. Chelsea Wintzinger	2012	6.24

**ACES**

PLAYER	YEAR	ACES
1. Brenna McLroy	2018	48
2. Jesse Earl	2016	46
3. Jesse Earl	2017	42
4. Jesse Earl	2015	39
5. Brenna McLroy	2016	36
6. Chelsea Wintzinger	2013	35
7. Courtney Crable	2014	33
8. Brenna McLroy	2015	32
9. Sara Shanks	2008	30
Alexa Filley	2015	30

**ACES PER SET (MIN. 15 ACES)**

PLAYER	YEAR	AVG.
1. Brenna McLroy	2018	0.46
2. Jesse Earl	2017	0.41
3. Jesse Earl	2016	0.37
4. Chelsea Wintzinger	2013	0.34
5. Jesse Earl	2015	0.32
Brenna McLroy	2016	0.32
7. Courtney Crable	2014	0.27
8. Brenna McLroy	2015	0.26
<b>Jackie Barrett</b>	2021	0.26
10. <b>Rebekah Rath</b>	2021	0.25
Alexa Filley	2015	0.25
Sara Shanks	2008	0.25
Kelly Stewart	2016	0.25

**DEFENSIVE RECORDS**

**DIGS**

PLAYER	YEAR	DIGS
1. Jesse Earl	2016	612
2. Jesse Earl	2017	529
3. Jesse Earl	2015	516
4. Sarah Wroblecky	2013	481
5. Liz Crouch	2010	469
6. Liz Crouch	2009	453
7. Alyssa Ivey	2014	434
8. Sarah Wroblecky	2012	431
9. Liz Crouch	2008	389
10. Alexa Filley	2016	367

**DIGS PER SET (MIN. 100 DIGS)**

PLAYER	YEAR	AVG.
1. <b>Bella Rosenthal</b>	2021	5.25
2. Jesse Earl	2017	5.19
3. Jesse Earl	2016	4.98

4. Sarah Wroblecky	2013	4.62
5. Jesse Earl	2015	4.26
6. Liz Crouch	2009	4.08
7. Alyssa Ivey	2014	4.02
8. Liz Crouch	2010	4.01
9. Sarah Wroblecky	2012	3.99
10. Liz Crouch	2008	3.70
11. Sarah Bullock	2012	3.31

**BLOCKS - SOLO**

PLAYER	YEAR	BLOCKS
1. Katherine Culwell	2012	25
2. Sarah Bullock	2012	18
Jessica Glover	2008	18
Anna Stevenson	2018	18
5. Kelly Fidero	2011	17
Sarah Bullock	2011	17
7. <b>Tatum Shipes</b>	2021	16
Katherine Culwell	2013	16
Camila Jersonsky	2013	16
10. Camila Jersonsky	2011	15
Jaeden Brown	2019	15

**BLOCKS - ASSISTS**

PLAYER	YEAR	BLOCKS
1. Camila Jersonsky	2012	108
2. Lauren Mellor	2009	90
3. Camila Jersonsky	2013	89
4. Breanna Barksdale	2014	87
5. Courtney McDonald	2012	84
6. Breanna Barksdale	2016	83
7. Breanna Barksdale	2015	82
8. <b>Tatum Shipes</b>	2021	81
9. Anna Stevenson	2018	73
10. Stephanie Campbell	2014	72

**TOTAL BLOCKS**

PLAYER	YEAR	BLOCKS
1. Camila Jersonsky	2012	119
2. Camila Jersonsky	2013	105
3. Breanna Barksdale	2014	101
4. <b>Tatum Shipes</b>	2021	97
Lauren Mellor	2009	97
Breanna Barksdale	2016	97
7. Breanna Barksdale	2015	94
8. Anna Stevenson	2018	91
9. Courtney McDonald	2012	89
10. Stephanie Campbell	2014	86

**BLOCKS PER SET (MIN. 50 BLOCKS)**

PLAYER	YEAR	BLOCKS
1. <b>Tatum Shipes</b>	2021	1.67
2. Anna Stevenson	2018	1.15
3. Camila Jersonsky	2012	1.09
4. Camila Jersonsky	2013	1.01
5. Chloe Rowand	2011	0.97
6. <b>Elif Yavuz</b>	2021	0.93
7. Breanna Barksdale	2014	0.91
8. Stephanie Campbell	2015	0.90
9. Camila Jersonsky	2011	0.89
10. Lauren Mellor	2009	0.88
11. <b>Rebekah Rath</b>	2021	0.87
12. Breanna Barksdale	2016	0.84
13. Shaina White	2019	0.82
Courtney McDonald	2012	0.82
Lauren Mellor	2010	0.82

Active student-athletes are listed in **BOLD**.

**AUBURN VOLLEYBALL CAREER RECORDS (SIDEOUT + RALLY ERA)**

**OFFENSIVE RECORDS**

**KILLS**

PLAYER	YEARS	KILLS
1. Jaunelle Hamilton	1997-00	1,848
2. Allyson Beecroft	1993-96	1,727
3. Brooke McCarley	1997-00	1,704
4. Gina Thomas	1988-92	1,467
5. Rachel Shanks	2004-07	1,319
6. Brenna McIlroy	2015-18	1,288
7. Sarah Bullock	2009-12	1,272
8. Bridgitte Sims	1989-91	1,149
9. Jessica Glover	2005-08	1,137
10. Rani Whitson	1993-96	1,102

**KILLS PER SET (MIN. 500 KILLS)**

PLAYER	YEARS	AVG.
1. Brooke McCarley	1997-00	4.40
2. Jaunelle Hamilton	1997-00	4.23
3. Allyson Beecroft	1993-96	4.00
4. Ashlee Johns	2003-04	3.82
5. Terri Duckworth	1987-88	3.63
6. Jennifer Amobi	2003-05	3.57
7. Rachel Shanks	2004-07	3.43
8. Bridgette Sims	1989-91	3.40
9. Jessica Glover	2005-08	3.17
10. Sarah Bullock	2009-12	2.93
Brenna McIlroy	2015-18	2.93

**ATTACK PERCENTAGE (MIN. 1,000 ATT.)**

PLAYER	YEARS	K	E	ATT. PCT.
1. Camila Jersonsky	2010-13	894	237	1.853 .355
2. Jaunelle Hamilton	1997-00	1,848	532	3.827 .344
3. Brooke McCarley	1997-00	1,704	455	3.847 .325
4. Terri Duckworth	1987-99	876	291	1.860 .315
5. Shaina White	2017-19	512	121	1.267 .309
6. Rani Whitson	1993-96	1,102	383	2.562 .281
7. Julie Bosley	2003-06	558	178	1.359 .280
8. Gina Thomas	1988-92	1,467	540	3.319 .279
9. Stephanie Campbell	2013-16	673	205	1.669 .276
10. Whitney Jacob	2004-07	1,093	428	2.522 .264

**ATTACKS**

PLAYER	YEARS	ATTACKS
1. Allyson Beecroft	1993-96	4,349
2. Brenna McIlroy	2015-18	4,027
3. Brooke McCarley	1997-00	3,847
4. Jaunelle Hamilton	1997-00	3,827
5. Sarah Bullock	2009-12	3,774
6. Rachel Shanks	2004-07	3,703
7. Gina Thomas	1988-92	3,319
8. Katherine Culwell	2009-13	3,130
Jessica Glover	2005-08	3,130
10. Jenifer Kleyn	1988-91	3,107

**ASSISTS**

PLAYER	YEARS	ASSISTS
1. Piper Craig	1995-98	5,053
2. Alexa Filley	2014-17	4,721
3. Janel Newkirk	1989-92	4,071
4. Mary Orndorff	1986-89	3,242
5. Chelsea Wintzinger	2010-13	2,654

6. Tama English	1991-94	2,535
7. Joanna Pappas	2005-06	2,073

**ASSISTS PER SET (MIN. 500 ASSISTS)**

PLAYER	YEARS	AVG.
1. Piper Craig	1995-98	12.86
2. Traci Price	1999-00	11.77
3. Maira Mogallon	2003-04	11.38
4. Chris Murphy	1993-96	11.35
5. Joanna Pappas	2005-06	11.15
6. Alexa Filley	2014-17	10.24
7. Mica Allison	2018	10.05

**ACES**

PLAYER	YEARS	ACES
1. Jenifer Kleyn	1988-91	338
2. Lori Russell	1989-92	201
3. Gretchen Thompson	1986-89	164
4. Tory Gutierrez	1989-92	160
5. Terri Duckworth	1987-88	158
6. Jaunelle Hamilton	1997-00	148
7. Allyson Beecroft	1993-96	138
8. Brenna McIlroy	2015-18	137
9. Whitney Jacob	2004-07	134
10. Janel Newkirk	1989-92	129

**ACES PER SET (MIN. 40 ACES)**

PLAYER	YEARS	AVG.
1. Jenifer Kleyn	1988-91	0.71
2. Terri Duckworth	1987-88	0.66
3. Lori Russell	1989-92	0.46
4. Jenny Fisler	1987-88	0.40
5. Bridgitte Sims	1989-91	0.37
Jesse Earl	2015-17	0.37
7. Gretchen Thompson	1986-89	0.36
8. Maira Mogallon	2003-04	0.35
Tory Gutierrez	1989-92	0.35
10. Jaunelle Hamilton	1997-00	0.34

**DEFENSIVE RECORDS**

**DIGS**

PLAYER	YEARS	DIGS
1. Liz Crouch	2007-10	1,703
2. Jesse Earl	2015-17	1,657
3. Gretchen Thompson	1986-89	1,495
4. Alexa Filley	2014-17	1,315
5. Allyson Beecroft	1993-96	1,249
6. Sarah Wroblecky	2010-13	1,238
7. Sarah Bullock	2009-12	1,210
8. Rachel Shanks	2004-07	1,185
9. Brenna McIlroy	2015-18	1,078
10. <b>Bella Rosenthal</b>	<b>2018-Pr.</b>	<b>1,036</b>
Sarah Watson	1992-95	1,036

**DIGS PER SET (MIN. 500 DIGS)**

PLAYER	YEARS	AVG.
1. Jesse Earl	2015-17	4.79
2. Liz Crouch	2007-10	4.00
3. Sarah Wroblecky	2010-13	3.65
4. <b>Bella Rosenthal</b>	<b>2018-Pr.</b>	<b>3.55</b>
5. Gretchen Thompson	1986-89	3.26

6. Rachel Shanks	2004-07	3.08
7. Allyson Beecroft	1993-96	2.89
8. Alexa Filley	2014-17	2.85
9. Bailey Veit	2002-05	2.80
Emily Suter	1995-98	2.80

**BLOCKS - SOLO**

PLAYER	YEARS	BLOCKS
1. Gina Thomas	1988-92	159
2. Tory Gutierrez	1989-92	157
3. Jaunelle Hamilton	1997-00	106
4. Julie Bosler	2003-06	98
5. Rani Whitson	1993-96	61
6. Katherine Culwell	2009-13	59
7. Mary Olks	1986-89	58
8. Whitney Jacob	2004-07	56
9. Sarah Bullock	2009-12	54
10. Camila Jersonsky	2010-13	51

**BLOCKS - ASSISTS**

PLAYER	YEARS	BLOCKS
1. Jaunelle Hamilton	1997-00	465
2. Rani Whitson	1993-96	426
3. Gina Thomas	1988-92	360
4. Whitney Jacob	2004-07	351
5. Tory Gutierrez	1989-92	318
6. Camila Jersonsky	2010-13	317
7. Julie Bosley	2003-06	265
8. La'Toi Finley	1994-97	261
Krista Singleton	1994-97	261
10. Breanna Barksdale	2014-16	252

**TOTAL BLOCKS**

PLAYER	YEARS	BLOCKS
1. Jaunelle Hamilton	1997-00	571
2. Gina Thomas	1988-92	519
3. Rani Whitson	1993-96	487
4. Tory Gutierrez	1989-92	475
5. Whitney Jacob	2004-07	407
6. Camila Jersonsky	2010-13	368
7. Julie Bosler	2003-06	363
8. Breanna Barksdale	2014-16	292
9. La'Toi Finley	1994-97	289
10. Krista Singleton	1994-97	276

**BLOCKS PER SET (MIN. 100 BLOCKS)**

PLAYER	YEARS	AVG.
1. Jaunelle Hamilton	1997-00	1.31
2. Rani Whitson	1993-96	1.16
3. Julie Bosler	2003-06	1.06
4. Tory Gutierrez	1989-92	1.03
5. Gina Thomas	1988-92	0.98
6. Whitney Jacob	2004-07	0.96
7. Camila Jersonsky	2009-13	0.92
8. Anna Stevenson	2017-18	0.90
Heather Franey	1995-96,98	0.90
10. La'Toi Finley	1994-97	0.88

Active student-athletes are listed in **BOLD**.



# #4 FALLAN LANHAM

DEFENSIVE SPECIALIST/LIBERO | 5-8 | FRESHMAN  
LOUISVILLE, KY. (MERCY ACADEMY)



### LANHAM'S HIGHLIGHTS:

- Recorded double-digit digs in six matches this season
- Earned first collegiate start in Auburn's season opener versus Tennessee Tech on August 27
- Tallied her first collegiate kill while also setting career highs in assists (2) and digs (14) versus Santa Clara (9/12)
- Match her career high in digs (14) versus Nicholls (9/17)
- Returned to the service line at No. 20 Tennessee (9/29), recording her first collegiate ace
- Tallied her first double-digit dig performance in SEC play with 10 against Alabama (10/3)

CATEGORY	CAREER HIGH	OPPONENT/DATE
Kills	1 (3x)	last, at Alabama State (9/27/21)
Attempts	8	at Arkansas (10/9/21)
Hitting Percentage (Min. 10 ATT.)		
Assists	2	vs. Santa Clara (9/12/21)
Digs	14 (2x)	last, vs. Nicholls (9/17/21)
Blocks		
Aces	1	at #20 Tennessee (9/29/21)
Points	1.0 (4x)	last, at #20 Tennessee (9/29/21)

CATEGORY	SEASON HIGH	OPPONENT/DATE
Kills	1 (3x)	last, at Alabama State (9/27/21)
Attempts	8	at Arkansas (10/9/21)
Hitting Percentage (Min. 10 ATT.)		
Assists	2	vs. Santa Clara (9/12/21)
Digs	14 (2x)	last, vs. Nicholls (9/17/21)
Blocks		
Aces	1	at #20 Tennessee (9/29/21)
Points	1.0 (4x)	last, at #20 Tennessee (9/29/21)

DATE	OPPONENT	SP	ATTACK				SET			SERVE				RECEIPT			BLOCKING				TEAM				
			K	E	TA	PCT.	A	TA	PCT.	SA	SE	TA	PCT.	RE	TA	PCT.	DIG	BS	BA	BE	TOTAL	BHE	POINTS	HIT%	SCORE
August 27	TENNESSEE TECH	3	0	0	3	.000	0	2	.000	0	1	5	.800	0	9	1.000	4	0	0	0	0.0	0	0.0	.292	3-0
August 28	JACKSON STATE	3	0	0	0	.000	0	1	.000	0	0	0	.000	1	10	.900	4	0	0	0	0.0	0	0.0	.457	3-0
September 2	CAL STATE FULLERTON	3	0	0	2	.000	0	3	.000	0	0	0	.000	0	7	1.000	5	0	0	0	0.0	0	0.0	.221	3-0
September 3	SOUTHEASTERN LA.	3	0	0	1	.000	1	1	1.000	0	0	0	.000	0	7	1.000	10	0	0	0	0.0	0	0.0	.300	3-0
September 9	NORTH ALABAMA	3	0	1	2	-.500	0	0	.000	0	0	0	.000	1	13	.923	3	0	0	0	0.0	0	0.0	.265	3-0
September 12	SANTA CLARA	5	1	0	6	.167	2	7	.286	0	0	0	.000	1	20	.950	14	0	0	0	0.0	0	1.0	.260	3-2
September 17	FLORIDA A&M	5	0	1	5	-.200	1	4	.250	0	0	0	.000	1	31	.968	10	0	0	0	0.0	0	0.0	.245	2-3
September 17	NICHOLLS	4	0	0	6	.000	0	3	.000	0	0	0	.000	1	11	.909	14	0	0	0	0.0	0	0.0	.183	3-1
September 18	BELMONT	3	0	1	1	-1.000	1	1	1.000	0	0	0	.000	0	4	1.000	4	0	0	0	0.0	0	0.0	.345	3-0
September 22	OLE MISS	4	1	1	3	.000	0	3	.000	0	0	0	.000	0	14	1.000	9	0	0	0	0.0	0	1.0	.196	1-3
September 26	at Alabama State	5	1	0	6	.167	1	9	.111	0	0	0	.000	1	16	.938	3	0	0	0	0.0	0	1.0	.209	2-3
September 29	at Tennessee	3	0	1	2	-.500	0	2	.000	1	0	10	1.000	0	20	1.000	5	0	0	0	0.0	0	1.0	.076	0-3
October 2	ALABAMA	5	0	0	2	.000	0	0	.000	0	2	14	.857	0	15	1.000	6	0	0	0	0.0	0	0.0	.183	3-2
October 3	ALABAMA	3	0	0	6	.000	1	3	.333	0	0	14	1.000	0	16	1.000	10	0	0	0	0.0	0	0.0	.248	3-0
October 9	at Arkansas	4	0	1	8	-.125	0	3	.000	0	0	16	1.000	1	13	.923	7	0	0	0	0.0	0	0.0	.158	1-3
October 10	at Arkansas	5	0	2	7	-.286	0	3	.000	0	0	14	1.000	2	21	.905	10	0	0	0	0.0	0	0.0	.144	2-3
<b>TOTALS</b>		<b>61</b>	<b>3</b>	<b>8</b>	<b>60</b>	<b>-.083</b>	<b>7</b>	<b>45</b>	<b>.156</b>	<b>1</b>	<b>3</b>	<b>73</b>	<b>.959</b>	<b>9</b>	<b>227</b>	<b>.960</b>	<b>118</b>	<b>0</b>	<b>0</b>	<b>0</b>	<b>0.0</b>	<b>0</b>	<b>4.0</b>	<b>.223</b>	

SETS PLAYED: 61  
KILLS PER SET: 0.05  
ASSISTS PER SET: 0.11

SERVICE ACES PER SET: 0.02  
DIGS PER SET: 1.93

POINTS PER SET: 0.07

### LANHAM'S OVERALL CAREER STATISTICS

YEAR	SETS	MP	KILLS	K/S	E	TA	PCT.	AST	A/S	SA	SA/S	SE	DIGS	D/S	RE	BS	BA	TB	B/S	PTS	PT/S
2021	61	16	3	0.05	8	60	-.083	7	.11	1	.02	3	118	1.93	9	0	0	0.0	.00	4.0	0.07
<b>TOTAL</b>	<b>61</b>	<b>16</b>	<b>3</b>	<b>0.05</b>	<b>8</b>	<b>60</b>	<b>-.083</b>	<b>7</b>	<b>.11</b>	<b>1</b>	<b>.02</b>	<b>3</b>	<b>118</b>	<b>1.93</b>	<b>9</b>	<b>0</b>	<b>0</b>	<b>0.0</b>	<b>.00</b>	<b>4.0</b>	<b>0.07</b>

### LANHAM'S SEC CAREER STATISTICS

YEAR	SETS	MP	KILLS	K/S	E	TA	PCT.	AST	A/S	SA	SA/S	SE	DIGS	D/S	RE	BS	BA	TB	B/S	PTS	PT/S
2021	24	6	1	0.04	5	28	-.143	1	.04	1	.04	2	47	1.96	3	0	0	0.0	.00	2.0	0.08
<b>TOTAL</b>	<b>24</b>	<b>6</b>	<b>1</b>	<b>0.04</b>	<b>5</b>	<b>28</b>	<b>-.143</b>	<b>1</b>	<b>.04</b>	<b>1</b>	<b>.04</b>	<b>2</b>	<b>47</b>	<b>1.96</b>	<b>3</b>	<b>0</b>	<b>0</b>	<b>0.0</b>	<b>.00</b>	<b>2.0</b>	<b>0.08</b>





# #5 AUDREY DOUGLAS

OUTSIDE/OPPOSITE HITTER | 6-4 | SOPHOMORE  
WINTER PARK, FLA. (HAGERTY)

### DOUGLAS'S HIGHLIGHTS:

- Did not see action over the first three weeks of play due to a concussion
- Made her season debut versus Florida A&M (9/17), racking up four kills and adding a career high 4.0 blocks

CATEGORY	CAREER HIGH	OPPONENT/DATE
Kills	6	at #2 Kentucky (11/8/20)
Attempts	16	vs. #4 Florida (10/21/20)
Hitting Percentage (Min. 10 ATT.)	.545	at #2 Kentucky (11/8/20)
Assists	1	vs. #4 Florida (10/22/20)
Digs	1 (2x)	last, at #2 Kentucky (11/7/20)
Blocks	4.0	vs. Florida A&M (9/17/21)
Aces		
Points	6.5	at #2 Kentucky (11/8/20)

CATEGORY	SEASON HIGH	OPPONENT/DATE
Kills	4	vs. Florida A&M (9/17/21)
Attempts	12	vs. Florida A&M (9/17/21)
Hitting Percentage (Min. 10 ATT.)	.083	vs. Florida A&M (9/17/21)
Assists		
Digs		
Blocks	4.0	vs. Florida A&M (9/17/21)
Aces		
Points	6.0	vs. Florida A&M (9/17/21)

DATE	OPPONENT	SP	ATTACK				SET			SERVE				RECEIPT			BLOCKING				BHE	POINTS	TEAM		
			K	E	TA	PCT	A	TA	PCT.	SA	SE	TA	PCT.	RE	TA	PCT.	DIG	BS	BA	BE			TOTAL	HIT%	SCORE
September 17	FLORIDA A&M	4	4	3	12	.083	0	1	.000	0	0	0	.000	0	0	.000	0	0	4	0	4.0	0	6.0	.245	2-3
September 26	at Alabama State	1	0	0	0	.000	0	0	.000	0	0	0	.000	0	0	.000	0	0	0	0	0.0	0	0.0	.209	2-3
<b>TOTALS</b>		<b>5</b>	<b>4</b>	<b>3</b>	<b>12</b>	<b>.083</b>	<b>0</b>	<b>1</b>	<b>.000</b>	<b>0</b>	<b>0</b>	<b>0</b>	<b>.000</b>	<b>0</b>	<b>0</b>	<b>.000</b>	<b>0</b>	<b>0</b>	<b>4</b>	<b>0</b>	<b>4.0</b>	<b>0</b>	<b>6.0</b>	<b>.223</b>	

### DOUGLAS' OVERALL CAREER STATISTICS

YEAR	SETS	MP	KILLS	K/S	E	TA	PCT.	AST	A/S	SA	SA/S	SE	DIGS	D/S	RE	BS	BA	TB	B/S	PTS	PT/S
2021	5	1	4	0.80	3	12	.083	0	.00	0	.00	0	0	.00	0	0	4	4.0	0.80	6.0	1.20
2020	20	7	20	1.00	8	69	.174	1	.05	0	.00	0	2	.10	0	0	11	11.0	0.55	25.5	1.28
<b>TOTAL</b>	<b>25</b>	<b>8</b>	<b>24</b>	<b>0.96</b>	<b>11</b>	<b>81</b>	<b>.160</b>	<b>1</b>	<b>.04</b>	<b>0</b>	<b>.00</b>	<b>0</b>	<b>2</b>	<b>.08</b>	<b>0</b>	<b>0</b>	<b>15</b>	<b>15.0</b>	<b>0.60</b>	<b>31.5</b>	<b>1.26</b>

### DOUGLAS' SEC CAREER STATISTICS

YEAR	SETS	MP	KILLS	K/S	E	TA	PCT.	AST	A/S	SA	SA/S	SE	DIGS	D/S	RE	BS	BA	TB	B/S	PTS	PT/S
2021	0	0	0	0.0	0	0	.000	0	.00	0	.00	0	0	.00	0	0	0	0.0	.00	0.0	0.00
2020	20	7	20	1.00	8	69	.174	1	.05	0	.00	0	2	.10	0	0	11	11.0	.55	25.5	1.28
<b>TOTAL</b>	<b>20</b>	<b>7</b>	<b>20</b>	<b>1.00</b>	<b>8</b>	<b>69</b>	<b>.174</b>	<b>1</b>	<b>.05</b>	<b>0</b>	<b>.00</b>	<b>0</b>	<b>2</b>	<b>.10</b>	<b>0</b>	<b>0</b>	<b>11</b>	<b>11.0</b>	<b>.55</b>	<b>25.5</b>	<b>1.28</b>





# #7 REBEKAH RATH

OUTSIDE HITTER | 6-0 | JUNIOR  
 ALTAMONTE SPRINGS, FLA. (MARYLAND)

### RATH'S HIGHLIGHTS:

- Named SEC Offensive Player of the Week twice (9/7 and 10/11) to become the first Tiger in program history to win the award twice in the same season
- War Eagle Invitational and Auburn Invitational All-Tournament Team selection
- Leads the SEC in attacks per set (12.70), kills per set (4.51), points (320.5) and points per set (5.25)
- Also ranks second in the league in total attacks (775) and total kills (275)
- Enters weekend ranked first in Auburn single-season history (rally scoring era) in kills per set and tied for 10th in aces per set
- Chipped in a season high 24 kills versus Santa Clara (9/12) to become first Tiger to record at least 20 kills in a match since Tatum Shipps versus Ole Miss on Oct. 26, 2018
- Set career highs in kills (29), attempts (75) and points (32.0) at Arkansas (10/9) in one of the best offensive performances by a Tiger in almost two decades
- Her 29 kills were the second most recorded in a match by a Tiger in the rally scoring era and the most in a single match since Ashlee Johns' single-match record of 30, which was totaled in a five-set contest at Arkansas on Oct. 8, 2004
- Her 29 kills are the most recorded in a four-set match by any SEC student-athlete this season

CATEGORY	CAREER HIGH	OPPONENT/DATE
Kills	29	at Arkansas (10/9/21)
Attempts	75	at Arkansas (10/9/21)
Hitting Percentage (Min. 10 ATT.)	.433	vs. Jackson State (8/28/21)
Assists	2 (2x)	last, vs. Ole Miss (9/22/21)
Digs	13	at Alabama State (9/26/21)
Blocks	6.0 (2x)	last, vs. Alabama (10/2/21)
Aces	2 (3x)	last, vs. Alabama (10/3/21)
Points	32.0	at Arkansas (10/9/21)

CATEGORY	SEASON HIGH	OPPONENT/DATE
Kills	29	at Arkansas (10/9/21)
Attempts	75	at Arkansas (10/9/21)
Hitting Percentage (Min. 10 ATT.)	.433	vs. Jackson State (8/28/21)
Assists	2 (2x)	last, vs. Ole Miss (9/22/21)
Digs	13	at Alabama State (9/26/21)
Blocks	6.0 (2x)	last, vs. Alabama (10/2/21)
Aces	2 (3x)	last, vs. Alabama (10/3/21)
Points	32.0	at Arkansas (10/9/21)

DATE	OPPONENT	SP	ATTACK				SET			SERVE				RECEIPT			BLOCKING				BHE	POINTS	HIT%	SCORE	
			K	E	TA	PCT.	A	TA	PCT.	SA	SE	TA	PCT.	RE	TA	PCT.	DIG	BS	BA	BE					TOTAL
August 27	TENNESSEE TECH	3	13	3	31	.323	0	1	.000	1	2	10	.800	0	2	.750	3	0	4	0	4.0	0	16.0	.292	3-0
August 28	JACKSON STATE	3	16	3	30	.433	0	0	.000	2	2	9	.778	0	5	1.000	3	1	4	0	5.0	0	21.0	.457	3-0
September 2	CAL STATE FULLERTON	3	16	5	42	.262	0	1	.000	1	2	9	.778	0	24	1.000	10	0	0	0	0.0	0	17.0	.221	3-0
September 3	SOUTHEASTERN LA	3	16	5	40	.275	0	1	.000	1	2	7	.714	1	14	.929	7	0	4	0	4.0	0	19.0	.300	3-0
September 9	NORTH ALABAMA	3	7	7	28	.000	0	1	.000	1	1	14	.929	2	11	.818	8	0	0	0	0.0	0	8.0	.265	3-0
September 12	SANTA CLARA	5	24	4	59	.339	1	3	.333	1	4	14	.714	2	14	.857	10	1	2	1	3.0	0	27.0	.260	3-2
September 17	FLORIDA A&M	5	12	6	47	.128	1	3	.333	1	4	12	.667	1	19	.947	4	0	1	0	1.0	0	13.5	.245	2-3
September 17	NICHOLLS	4	18	6	57	.211	2	6	.333	0	3	11	.727	0	13	1.000	6	2	4	0	6.0	0	22.0	.183	3-1
September 18	BELMONT	3	14	2	28	.429	0	1	.000	1	1	9	.889	0	16	1.000	2	1	2	0	3.0	0	17.0	.345	3-0
September 22	OLE MISS	4	19	4	52	.288	2	3	.667	0	3	10	.700	1	14	.929	6	0	0	0	0.0	0	19.0	.196	1-3
September 26	at Alabama State	5	24	7	60	.283	1	14	.071	2	2	16	.875	2	16	.875	13	2	2	0	4.0	0	29.0	.209	2-3
September 29	at Tennessee	3	9	7	43	.047	0	1	.000	0	2	8	.750	0	14	1.000	10	0	3	0	3.0	0	10.5	.076	0-3
October 2	ALABAMA	5	22	8	69	.203	1	5	.200	0	4	18	.778	1	32	.969	11	0	6	1	6.0	0	25.0	.183	3-2
October 3	ALABAMA	3	16	4	43	.279	0	0	.000	2	2	9	.778	0	11	1.000	11	1	4	0	5.0	0	21.0	.248	3-0
October 9	at Arkansas	4	29	11	75	.240	0	3	.000	1	3	11	.727	0	13	1.000	9	0	4	0	4.0	0	32.0	.158	1-3
October 10	at Arkansas	5	20	9	71	.155	0	4	.000	1	1	12	.917	2	24	.917	10	0	5	0	5.0	0	23.5	.144	2-3
<b>TOTALS</b>		<b>61</b>	<b>275</b>	<b>91</b>	<b>775</b>	<b>.237</b>	<b>8</b>	<b>47</b>	<b>.170</b>	<b>15</b>	<b>38</b>	<b>179</b>	<b>.788</b>	<b>14</b>	<b>248</b>	<b>.944</b>	<b>123</b>	<b>8</b>	<b>45</b>	<b>2</b>	<b>53.0</b>	<b>0</b>	<b>320.5</b>	<b>.223</b>	

SETS PLAYED: 61  
 KILLS PER SET: 4.51  
 ASSISTS PER SET: 0.13

SERVICE ACES PER SET: 0.25  
 DIGS PER SET: 2.02  
 BLOCKS PER SET: 0.87

POINTS PER SET: 5.25

### RATH'S OVERALL CAREER STATISTICS

YEAR	SETS	MP	KILLS	K/S	E	TA	PCT.	AST	A/S	SA	SA/S	SE	DIGS	D/S	RE	BS	BA	TB	B/S	PTS	PT/S
2021	61	16	275	4.51	91	775	.237	8	.13	15	.25	38	123	2.02	14	8	45	53	0.87	320.5	5.25
<b>TOTAL</b>	<b>61</b>	<b>16</b>	<b>275</b>	<b>4.51</b>	<b>91</b>	<b>775</b>	<b>.237</b>	<b>8</b>	<b>.13</b>	<b>15</b>	<b>.25</b>	<b>38</b>	<b>123</b>	<b>2.02</b>	<b>14</b>	<b>8</b>	<b>45</b>	<b>53</b>	<b>0.87</b>	<b>320.5</b>	<b>5.25</b>

### RATH'S SEC CAREER STATISTICS

YEAR	SETS	MP	KILLS	K/S	E	TA	PCT.	AST	A/S	SA	SA/S	SE	DIGS	D/S	RE	BS	BA	TB	B/S	PTS	PT/S
2021	24	6	115	4.79	43	353	.204	3	.12	4	.17	15	57	2.38	4	1	22	23	.96	131.0	5.46
<b>TOTAL</b>	<b>24</b>	<b>6</b>	<b>115</b>	<b>4.79</b>	<b>43</b>	<b>353</b>	<b>.204</b>	<b>3</b>	<b>.12</b>	<b>4</b>	<b>.17</b>	<b>15</b>	<b>57</b>	<b>2.38</b>	<b>4</b>	<b>1</b>	<b>22</b>	<b>23</b>	<b>.96</b>	<b>131.0</b>	<b>5.46</b>





# #8 LIZ REICH

**OPPOSITE HITTER | 6-1 | GRADUATE STUDENT**  
**COLORADO SPRINGS, COLO. (PORTLAND)**

### REICH'S HIGHLIGHTS:

- Ranks 59th among all active NCAA DI student-athletes in career sets played (452) and 124th in career kills (996)
- Currently ranks 19th in the SEC in kills per set (2.89)
- Enters weekend ranked eighth in Auburn single-season history (rally scoring era) in hitting percentage and 10th in kills per set
- Named to War Eagle Invitational and Auburn Invitational All-Tournament teams
- Recorded at least 10 kills in 11 matches this season
- Set a season high with 17 kills versus Santa Clara (9/12) and Florida A&M (9/17)
- Tallied a career high six blocks at Arkansas (10/10)

CATEGORY	CAREER HIGH	OPPONENT/DATE
Kills	17 (2x)	last, vs. Florida A&M (9/17/21)
Attempts	46	vs. Ole Miss (9/22/21)
Hitting Percentage (Min. 10 ATT.)	.500	vs. Jackson State (8/28/21)
Assists	1 (3x)	last, at Alabama State (9/26/21)
Digs	5	vs. Nicholls (9/17/21)
Blocks	6	at Arkansas (10/10/21)
Acres		
Points	18.5	vs. Florida A&M (9/17/21)

CATEGORY	SEASON HIGH	OPPONENT/DATE
Kills	17 (2x)	last, vs. Florida A&M (9/17/21)
Attempts	46	vs. Ole Miss (9/22/21)
Hitting Percentage (Min. 10 ATT.)	.500	vs. Jackson State (8/28/21)
Assists	1 (3x)	last, at Alabama State (9/26/21)
Digs	5	vs. Nicholls (9/17/21)
Blocks	6	at Arkansas (10/10/21)
Acres		
Points	18.5	vs. Florida A&M (9/17/21)

DATE	OPPONENT	SP	ATTACK				SET			SERVE			RECEIPT			BLOCKING				BHE	POINTS	TEAM HIT%	SCORE		
			K	E	TA	PCT.	A	TA	PCT.	SA	SE	TA	PCT.	RE	TA	PCT.	DIG	BS	BA					BE	TOTAL
August 27	TENNESSEE TECH	3	9	3	24	.250	0	1	.000	0	0	0	.000	0	1	1.000	4	0	1	0	1.0	0	9.5	.292	3-0
August 28	JACKSON STATE	3	13	1	24	.500	1	3	.333	0	0	0	.000	0	0	.000	1	0	5	0	5.0	0	15.5	.457	3-0
September 2	CAL STATE FULLERTON	3	11	2	22	.409	0	1	.000	0	0	0	.000	0	1	1.000	0	0	1	0	1.0	0	11.5	.221	3-0
September 3	SOUTHEASTERN LA.	3	13	2	24	.458	0	0	.000	0	0	0	.000	0	0	.000	0	0	4	0	4.0	0	15.0	.300	3-0
September 9	NORTH ALABAMA	3	8	2	21	.286	0	1	.000	0	0	0	.000	0	1	1.000	1	0	1	0	1.0	0	8.5	.265	3-0
September 12	SANTA CLARA	5	17	6	44	.250	0	1	.000	0	0	0	.000	0	2	1.000	2	0	0	0	0.0	0	17.0	.260	3-2
September 17	FLORIDA A&M	5	17	3	37	.378	0	2	.000	0	1	5	.800	0	0	.000	1	0	3	0	3.0	0	18.5	.245	2-3
September 17	NICHOLLS	4	10	3	37	.189	0	5	.000	0	0	0	.000	0	0	.000	5	0	4	0	4.0	0	12.0	.183	3-1
September 18	BELMONT	3	11	2	22	.409	1	1	1.000	0	0	0	.000	0	0	.000	1	0	2	0	2.0	0	12.0	.345	3-0
September 22	OLE MISS	4	10	5	46	.109	0	0	.000	0	0	0	.000	0	0	.000	4	0	2	0	2.0	0	11.0	.196	1-3
September 26	at Alabama State	5	13	3	27	.370	1	6	.167	0	0	1	1.000	0	0	.000	2	0	1	0	1.0	0	13.5	.209	2-3
September 29	at Tennessee	3	8	3	23	.217	0	2	.000	0	0	0	.000	0	0	.000	1	0	2	0	2.0	0	9.0	.076	0-3
October 2	ALABAMA	5	11	3	36	.222	0	2	.000	0	0	0	.000	1	1	.000	1	0	2	0	2.0	0	12.0	.183	3-2
October 3	ALABAMA	3	11	1	23	.435	0	2	.000	0	0	0	.000	0	0	.000	4	0	0	0	0.0	0	11.0	.248	3-0
October 9	at Arkansas	4	6	5	21	.048	0	0	.000	0	0	0	.000	0	1	1.000	4	0	1	2	1.0	0	6.5	.158	1-3
October 10	at Arkansas	5	8	3	24	.208	0	4	.000	0	0	0	.000	0	0	.000	1	0	6	0	6.0	0	11.0	.144	2-3
<b>TOTALS</b>		<b>61</b>	<b>176</b>	<b>47</b>	<b>455</b>	<b>.284</b>	<b>3</b>	<b>31</b>	<b>.097</b>	<b>0</b>	<b>1</b>	<b>6</b>	<b>.833</b>	<b>1</b>	<b>7</b>	<b>.857</b>	<b>32</b>	<b>0</b>	<b>35</b>	<b>2</b>	<b>35.0</b>	<b>0</b>	<b>193.5</b>	<b>.223</b>	

SETS PLAYED: 61  
 KILLS PER SET: 2.89  
 ASSISTS PER SET: 0.05

DIGS PER SET: 0.52  
 BLOCKS PER SET: 0.57

POINTS PER SET: 3.17

### REICH'S OVERALL CAREER STATISTICS

YEAR	SETS	MP	KILLS	K/S	E	TA	PCT.	AST	A/S	SA	SA/S	SE	DIGS	D/S	RE	BS	BA	TB	B/S	PTS	PT/S
2021	61	16	176	2.89	47	455	.284	3	.05	0	.00	1	32	.52	1	0	35	35	0.57	193.5	3.17
<b>TOTAL</b>	<b>61</b>	<b>16</b>	<b>176</b>	<b>2.89</b>	<b>47</b>	<b>455</b>	<b>.284</b>	<b>3</b>	<b>.05</b>	<b>0</b>	<b>.00</b>	<b>1</b>	<b>32</b>	<b>.52</b>	<b>1</b>	<b>0</b>	<b>35</b>	<b>35</b>	<b>0.57</b>	<b>193.5</b>	<b>3.17</b>

### REICH'S SEC CAREER STATISTICS

YEAR	SETS	MP	KILLS	K/S	E	TA	PCT.	AST	A/S	SA	SA/S	SE	DIGS	D/S	RE	BS	BA	TB	B/S	PTS	PT/S
2021	24	6	54	2.25	20	173	.197	0	.00	0	.00	0	15	0.62	1	0	13	13	0.54	60.5	2.50
<b>TOTAL</b>	<b>24</b>	<b>6</b>	<b>54</b>	<b>2.25</b>	<b>20</b>	<b>173</b>	<b>.197</b>	<b>0</b>	<b>.00</b>	<b>0</b>	<b>.00</b>	<b>0</b>	<b>15</b>	<b>0.62</b>	<b>1</b>	<b>0</b>	<b>13</b>	<b>13</b>	<b>0.54</b>	<b>60.5</b>	<b>2.50</b>

# #10 JACKIE BARRETT

SETTER | 6-1 | SOPHOMORE  
HIGHLAND, CALIF. (CITRUS VALLEY)



## BARRETT'S HIGHLIGHTS

- Leads the team with 11 double-doubles this fall, recording a double-double in her last five matches
- Ranks eighth in the SEC in total assists (519) and 13th in total digs (194)
- Enters the weekend ranked sixth in Auburn single-season history (rally scoring era) in assists per set and tied for eighth in aces per set
- Set career highs in kills (6), hitting percentage (.308), assists (48) and points (10.0) versus Florida A&M (9/17)
- Matched career high with three aces while shattering her career high in digs (28) versus Nicholls (9/17)
- Picked up first double-double in conference play with 18 assists and 12 digs at No. 20 Tennessee (9/29)
- Set a career high with eight blocks at Arkansas (10/9) while adding 36 assists and 13 digs to record a double-double

CATEGORY	CAREER HIGH	OPPONENT/DATE
Kills	6 (2x)	last, at Alabama State (9/26/21)
Attempts	20	at Alabama State (9/26/21)
Hitting Percentage (Min. 10 ATT.)	.308	vs. Florida A&M (9/17/21)
Assists	48	vs. Florida A&M (9/17/21)
Digs	28	vs. Nicholls (9/17/21)
Blocks	8.0	at Arkansas (10/9/21)
Aces	3 (2x)	last, vs. Nicholls (9/17/21)
Points	10.0	vs. Florida A&M (9/17/21)

CATEGORY	SEASON HIGH	OPPONENT/DATE
Kills	6 (2x)	last, at Alabama State (9/26/21)
Attempts	20	at Alabama State (9/26/21)
Hitting Percentage (Min. 10 ATT.)	.308	vs. Florida A&M (9/17/21)
Assists	48	vs. Florida A&M (9/17/21)
Digs	28	vs. Nicholls (9/17/21)
Blocks	8.0	at Arkansas (10/9/21)
Aces	3	vs. Nicholls (9/17/21)
Points	10.0	vs. Florida A&M (9/17/21)

DATE	OPPONENT	SP	ATTACK				SET			SERVE				RECEIPT			BLOCKING				TEAM				
			K	E	TA	PCT.	A	TA	PCT.	SA	SE	TA	PCT.	RE	TA	PCT.	DIG	BS	BA	BE	TOTAL	BHE	POINTS	HIT%	SCORE
August 27	TENNESSEE TECH	3	1	0	3	.333	25	63	.397	1	0	8	1.000	0	0	.000	12	0	0	1	0.0	0	2.0	.292	3-0
August 28	JACKSON STATE	3	2	0	2	1.000	27	59	.458	2	0	10	1.000	0	1	1.000	8	0	1	0	1.0	0	4.5	.457	3-0
September 2	CAL STATE FULLERTON	3	0	1	6	-.167	16	39	.410	0	0	9	1.000	0	0	.000	5	0	1	1	1.0	0	0.5	.221	3-0
September 3	SOUTHEASTERN LA.	3	3	0	5	.600	28	74	.378	2	1	9	.889	0	0	.000	6	0	2	2	2.0	1	6.0	.300	3-0
September 9	NORTH ALABAMA	3	0	1	2	-.500	30	71	.423	1	1	22	.955	0	0	.000	8	0	4	0	4.0	0	3.0	.265	3-0
September 12	SANTA CLARA	5	1	0	6	.167	44	126	.349	2	2	20	.900	0	2	1.000	11	0	5	0	5.0	0	5.5	.260	3-2
September 17	FLORIDA A&M	5	6	2	13	.308	48	130	.369	2	1	21	.952	0	0	.000	15	0	4	0	4.0	0	10.0	.245	2-3
September 17	NICHOLLS	4	2	0	8	.250	40	124	.323	3	0	21	1.000	0	0	.000	28	0	2	0	2.0	0	6.0	.183	3-1
September 18	BELMONT	3	1	0	3	.333	24	57	.421	1	1	11	.909	0	0	.000	19	0	3	0	3.0	0	3.5	.345	3-0
September 22	OLE MISS	4	1	0	4	.250	34	117	.291	1	2	13	.846	0	0	.000	12	1	1	0	2.0	0	3.5	.196	1-3
September 26	at Alabama State	5	6	1	20	.250	36	113	.319	0	1	19	.947	0	0	.000	4	0	1	0	1.0	0	6.5	.209	2-3
September 29	at Tennessee	3	1	1	4	.000	18	79	.228	0	2	6	.667	0	0	.000	12	0	2	0	2.0	0	2.0	.076	0-3
October 2	ALABAMA	5	1	0	10	.100	43	123	.350	0	0	14	1.000	0	0	.000	14	1	3	0	4.0	0	3.5	.183	3-2
October 3	ALABAMA	3	1	0	6	.167	34	90	.378	0	0	14	1.000	0	0	.000	11	0	2	0	2.0	0	2.0	.248	3-0
October 9	at Arkansas	4	3	0	8	.375	36	119	.303	1	0	15	1.000	0	0	.000	13	0	8	3	8.0	0	8.0	.158	1-3
October 10	at Arkansas	5	1	0	8	.125	36	122	.295	0	1	17	.941	0	0	.000	16	0	4	0	4.0	0	3.0	.144	2-3
<b>TOTALS</b>		<b>61</b>	<b>30</b>	<b>6</b>	<b>108</b>	<b>.222</b>	<b>519</b>	<b>1506</b>	<b>.345</b>	<b>16</b>	<b>12</b>	<b>229</b>	<b>.948</b>	<b>0</b>	<b>3</b>	<b>1.000</b>	<b>194</b>	<b>2</b>	<b>43</b>	<b>7</b>	<b>45.0</b>	<b>1</b>	<b>69.5</b>	<b>.223</b>	

SETS PLAYED: 61  
KILLS PER SET: 0.49  
ASSISTS PER SET: 8.51

SERVICE ACES PER SET: 0.26  
DIGS PER SET: 3.18  
BLOCKS PER SET: 0.74

POINTS PER SET: 1.14

## BARRETT'S OVERALL CAREER STATISTICS

YEAR	SETS	MP	KILLS	K/S	E	TA	PCT.	AST	A/S	SA	SA/S	SE	DIGS	D/S	RE	BS	BA	TB	B/S	PTS	PT/S
2021	61	16	30	0.49	6	108	.222	519	8.51	16	.26	12	194	3.18	0	2	43	45	0.74	69.5	1.14
2020	19	6	10	0.53	6	45	.089	144	7.58	3	.16	8	33	1.74	0	0	11	11.0	0.58	18.5	0.97
<b>TOTAL</b>	<b>80</b>	<b>22</b>	<b>40</b>	<b>0.50</b>	<b>12</b>	<b>153</b>	<b>.183</b>	<b>663</b>	<b>8.29</b>	<b>19</b>	<b>.24</b>	<b>20</b>	<b>227</b>	<b>2.84</b>	<b>0</b>	<b>2</b>	<b>54</b>	<b>56.0</b>	<b>0.70</b>	<b>88.0</b>	<b>1.10</b>

## BARRETT'S SEC CAREER STATISTICS

YEAR	SETS	MP	KILLS	K/S	E	TA	PCT.	AST	A/S	SA	SA/S	SE	DIGS	D/S	RE	BS	BA	TB	B/S	PTS	PT/S
2021	24	6	8	0.33	1	40	.175	201	8.38	2	.08	5	78	3.25	0	2	20	22	0.92	22.0	0.92
2020	19	6	10	0.53	6	45	.089	144	7.58	3	.16	8	33	1.74	0	0	11	11	0.58	18.5	0.97
<b>TOTAL</b>	<b>43</b>	<b>12</b>	<b>18</b>	<b>0.42</b>	<b>7</b>	<b>85</b>	<b>.129</b>	<b>345</b>	<b>8.02</b>	<b>5</b>	<b>.12</b>	<b>13</b>	<b>111</b>	<b>2.58</b>	<b>0</b>	<b>2</b>	<b>31</b>	<b>33</b>	<b>0.77</b>	<b>40.5</b>	<b>0.93</b>



# #11 JORDAN SINNESS

SETTER | 5-9 | FRESHMAN  
SEBRING, FLA. (SEBRING)



### SINNESS'S HIGHLIGHTS:

- Made collegiate debut versus Cal State Fullerton (9/2), dishing out 16 assists, six digs, one kill and a block
- Picked up a season high two aces from the service line versus Santa Clara (9/12)
- Matched season high with a pair of aces at Alabama State (9/26)

CATEGORY	CAREER HIGH	OPPONENT/DATE
Kills	1	vs. Cal State Fullerton (9/2/21)
Attempts	2	vs. Cal State Fullerton (9/2/21)
Hitting Percentage (Min. 10 ATT.)		
Assists	16	vs. Cal State Fullerton (9/2/21)
Digs	6	vs. Cal State Fullerton (9/2/21)
Blocks	1	vs. Cal State Fullerton (9/2/21)
Aces	2 (2x)	last, at Alabama State (9/26/21)
Points	2.0 (2x)	last, at Alabama State (9/26/21)

CATEGORY	SEASON HIGH	OPPONENT/DATE
Kills	1	vs. Cal State Fullerton (9/2/21)
Attempts	2	vs. Cal State Fullerton (9/2/21)
Hitting Percentage (Min. 10 ATT.)		
Assists	16	vs. Cal State Fullerton (9/2/21)
Digs	6	vs. Cal State Fullerton (9/2/21)
Blocks	1	vs. Cal State Fullerton (9/2/21)
Aces	2 (2x)	last, at Alabama State (9/26/21)
Points	2.0 (2x)	last, at Alabama State (9/26/21)

DATE	OPPONENT	SP	ATTACK				SET			SERVE				RECEIPT			BLOCKING				TEAM				
			K	E	TA	PCT.	A	TA	PCT.	SA	SE	TA	PCT.	RE	TA	PCT.	DIG	BS	BA	BE	TOTAL	BHE	POINTS	HIT%	SCORE
September 2	CAL STATE FULLERTON	2	1	1	2	.000	16	53	.302	0	0	3	1.000	0	0	.000	6	0	1	0	1.0	1	1.5	.221	3-0
September 9	NORTH ALABAMA	3	0	0	0	.000	0	0	.000	0	0	8	1.000	0	0	.000	0	0	0	0	0.0	0	0.0	.265	3-0
September 12	SANTA CLARA	5	0	0	0	.000	0	2	.000	2	1	17	.941	0	0	.000	1	0	0	0	0.0	0	2.0	.260	3-2
September 17	FLORIDA A&M	5	0	0	0	.000	0	3	.000	1	0	19	1.000	0	0	.000	2	0	0	0	0.0	0	1.0	.245	2-3
September 17	NICHOLLS	4	0	0	0	.000	0	0	.000	0	1	9	.889	0	0	.000	0	0	0	0	0.0	0	0.0	.183	3-1
September 18	BELMONT	3	0	0	0	.000	0	0	.000	0	1	5	.800	0	0	.000	2	0	0	0	0.0	0	0.0	.345	3-0
September 22	OLE MISS	4	0	0	0	.000	0	1	.000	0	0	15	1.000	0	0	.000	4	0	0	0	0.0	0	0.0	.196	1-3
September 26	at Alabama State	5	0	0	0	.000	1	2	.500	2	0	17	1.000	0	0	.000	1	0	0	0	0.0	0	2.0	.209	2-3
September 29	at Tennessee	3	0	0	0	.000	0	0	.000	0	0	8	1.000	0	0	.000	0	0	0	0	0.0	0	0.0	.076	0-3
October 2	ALABAMA	5	0	0	0	.000	0	1	.000	0	0	16	1.000	0	0	.000	2	0	0	0	0.0	0	0.0	.183	3-2
October 3	ALABAMA	3	0	0	0	.000	0	0	.000	1	1	9	.889	0	0	.000	0	0	0	0	0.0	0	1.0	.248	3-0
October 9	at Arkansas	2	0	0	0	.000	0	0	.000	0	0	3	1.000	0	0	.000	0	0	0	0	0.0	0	0.0	.158	1-3
<b>TOTALS</b>		<b>44</b>	<b>1</b>	<b>1</b>	<b>2</b>	<b>.000</b>	<b>17</b>	<b>62</b>	<b>.274</b>	<b>6</b>	<b>4</b>	<b>129</b>	<b>.969</b>	<b>0</b>	<b>0</b>	<b>.000</b>	<b>18</b>	<b>0</b>	<b>1</b>	<b>0</b>	<b>1.0</b>	<b>1</b>	<b>7.5</b>	<b>.223</b>	

SETS PLAYED: 44  
KILLS PER SET: 0.02  
ASSISTS PER SET: 0.39

SERVICE ACES PER SET: 0.14  
DIGS PER SET: 0.41  
BLOCKS PER SET: 0.02

POINTS PER SET: 0.17

### SINNESS'S OVERALL CAREER STATISTICS

YEAR	SETS	MP	KILLS	K/S	E	TA	PCT.	AST	A/S	SA	SA/S	SE	DIGS	D/S	RE	BS	BA	TB	B/S	PTS	PT/S
2021	44	12	1	0.02	1	2	.000	17	0.39	6	.14	4	18	0.41	0	0	1	1	.02	7.5	0.17
<b>TOTAL</b>	<b>45</b>	<b>12</b>	<b>1</b>	<b>0.02</b>	<b>1</b>	<b>2</b>	<b>.000</b>	<b>17</b>	<b>0.39</b>	<b>6</b>	<b>.14</b>	<b>4</b>	<b>18</b>	<b>0.41</b>	<b>0</b>	<b>0</b>	<b>1</b>	<b>1</b>	<b>.02</b>	<b>7.5</b>	<b>0.17</b>

### SINNESS'S SEC CAREER STATISTICS

YEAR	SETS	MP	KILLS	K/S	E	TA	PCT.	AST	A/S	SA	SA/S	SE	DIGS	D/S	RE	BS	BA	TB	B/S	PTS	PT/S
2021	17	5	0	0.0	0	0	.000	0	.00	1	.06	1	6	0.35	0	0	0	0	.00	1.0	0.06
<b>TOTAL</b>	<b>17</b>	<b>5</b>	<b>0</b>	<b>0.0</b>	<b>0</b>	<b>0</b>	<b>.000</b>	<b>0</b>	<b>.00</b>	<b>1</b>	<b>.06</b>	<b>1</b>	<b>6</b>	<b>0.35</b>	<b>0</b>	<b>0</b>	<b>0</b>	<b>0</b>	<b>.00</b>	<b>1.0</b>	<b>0.06</b>





**CURTIS'S HIGHLIGHTS:**

- Set career high in assists versus Florida A&M (9/17)
- Turned in her first double-digit dig effort with a career best 14 versus Nicholls (9/17)
- Picked up a season high two aces from the service line versus Alabama (10/3)
- Recorded her first double-digit effort in Southeastern Conference play with 11 at Arkansas (10/10)

CATEGORY	CAREER HIGH	OPPONENT/DATE
Kills		
Attempts	3	at Alabama State (9/26/21)
Hitting Percentage (Min. 10 ATT.)		
Assists	4	vs. Florida A&M (9/17/21)
Digs	14	vs. Nicholls (9/17/21)
Blocks		
Aces	2	vs. Alabama (10/3/21)
Points	2.0	vs. Alabama (10/3/21)

CATEGORY	SEASON HIGH	OPPONENT/DATE
Kills		
Attempts	3	at Alabama State (9/26/21)
Hitting Percentage (Min. 10 ATT.)		
Assists	4	vs. Florida A&M (9/17/21)
Digs	14	vs. Nicholls (9/17/21)
Blocks		
Aces	2	vs. Alabama (10/3/21)
Points	2.0	vs. Alabama (10/3/21)

DATE	OPPONENT	SP	ATTACK				SET			SERVE				RECEIPT			BLOCKING				TEAM				
			K	E	TA	PCT.	A	TA	PCT.	SA	SE	TA	PCT.	RE	TA	PCT.	DIG	BS	BA	BE	TOTAL	BHE	POINTS	HIT%	SCORE
August 27	TENNESSEE TECH	3	0	0	0	.000	0	0	.000	1	0	17	1.000	0	14	1.000	4	0	0	0	0.0	0	1.0	.292	3-0
August 28	JACKSON STATE	3	0	0	0	.000	0	0	.000	0	1	13	.923	0	6	1.000	3	0	0	0	0.0	0	0.0	.457	3-0
September 2	CAL STATE FULLERTON	3	0	0	0	.000	0	1	.000	0	0	17	1.000	0	10	1.000	6	0	0	0	0.0	0	0.0	.221	3-0
September 3	SOUTHEASTERN LA.	3	0	0	0	.000	0	3	.000	1	0	23	1.000	0	2	1.000	7	0	0	0	0.0	0	1.0	.300	3-0
September 9	NORTH ALABAMA	3	0	0	0	.000	0	3	.000	0	0	9	1.000	0	4	1.000	5	0	0	0	0.0	0	0.0	.265	3-0
September 12	SANTA CLARA	5	0	0	0	.000	1	2	.500	0	0	18	1.000	3	28	.893	5	0	0	0	0.0	0	0.0	.260	3-2
September 17	FLORIDA A&M	5	0	0	0	.000	4	6	.667	1	1	10	.900	1	28	.964	7	0	0	0	0.0	0	1.0	.245	2-3
September 17	NICHOLLS	4	0	0	0	.000	1	2	.500	0	0	21	1.000	1	14	.929	14	0	0	0	0.0	0	0.0	.183	3-1
September 18	BELMONT	3	0	0	0	.000	0	0	.000	1	1	13	.923	1	2	.500	4	0	0	0	0.0	0	1.0	.345	3-0
September 22	OLE MISS	4	0	0	0	.000	2	2	1.000	0	1	12	.917	1	20	.950	7	0	0	0	0.0	0	0.0	.196	1-3
September 26	at Alabama State	5	0	0	3	.000	1	3	.333	0	1	16	.938	0	14	1.000	6	0	0	0	0.0	0	0.0	.209	2-3
September 29	at Tennessee	3	0	0	0	.000	1	5	.200	0	1	9	.889	0	4	1.000	6	0	0	0	0.0	0	0.0	.076	0-3
October 2	ALABAMA	5	0	0	0	.000	1	3	.333	1	1	22	.955	1	22	.955	7	0	0	0	0.0	0	1.0	.183	3-2
October 3	ALABAMA	3	0	0	0	.000	1	5	.200	2	1	16	.938	0	4	1.000	4	0	0	0	0.0	0	2.0	.248	3-0
October 9	at Arkansas	4	0	0	0	.000	3	8	.375	0	2	20	.900	0	13	1.000	7	0	0	0	0.0	0	0.0	.158	1-3
October 10	at Arkansas	5	0	0	0	.000	0	3	.000	0	0	14	1.000	1	26	.962	11	0	0	0	0.0	0	0.0	.144	2-3
<b>TOTALS</b>		<b>61</b>	<b>0</b>	<b>0</b>	<b>3</b>	<b>.000</b>	<b>15</b>	<b>46</b>	<b>.326</b>	<b>7</b>	<b>10</b>	<b>250</b>	<b>.960</b>	<b>9</b>	<b>211</b>	<b>.957</b>	<b>103</b>	<b>0</b>	<b>0</b>	<b>0</b>	<b>0.0</b>	<b>0</b>	<b>7.0</b>	<b>.223</b>	

SETS PLAYED: 61  
 KILLS PER SET: 0.00  
 ASSISTS PER SET: 0.25

SERVICE ACES PER SET: 0.11  
 DIGS PER SET: 1.69  
 POINTS PER SET: 0.11

**CURTIS'S OVERALL CAREER STATISTICS**

YEAR	SETS	MP	KILLS	K/S	E	TA	PCT.	AST	A/S	SA	SA/S	SE	DIGS	D/S	RE	BS	BA	TB	B/S	PTS	PT/S
2021	61	16	0	0.0	0	3	.000	15	.25	7	.11	10	103	1.69	9	0	0	0	.00	7.0	0.11
<b>TOTAL</b>	<b>61</b>	<b>16</b>	<b>0</b>	<b>0.0</b>	<b>0</b>	<b>3</b>	<b>.000</b>	<b>15</b>	<b>.25</b>	<b>7</b>	<b>.11</b>	<b>10</b>	<b>103</b>	<b>1.69</b>	<b>9</b>	<b>0</b>	<b>0</b>	<b>0</b>	<b>.00</b>	<b>7.0</b>	<b>0.11</b>

**CURTIS'S SEC CAREER STATISTICS**

YEAR	SETS	MP	KILLS	K/S	E	TA	PCT.	AST	A/S	SA	SA/S	SE	DIGS	D/S	RE	BS	BA	TB	B/S	PTS	PT/S
2021	24	6	0	0.0	0	0	.000	8	.33	3	.12	6	42	1.75	3	0	0	0	.00	3.0	0.12
<b>TOTAL</b>	<b>24</b>	<b>6</b>	<b>0</b>	<b>0.0</b>	<b>0</b>	<b>0</b>	<b>.000</b>	<b>8</b>	<b>.33</b>	<b>3</b>	<b>.12</b>	<b>6</b>	<b>42</b>	<b>1.75</b>	<b>3</b>	<b>0</b>	<b>0</b>	<b>0</b>	<b>.00</b>	<b>3.0</b>	<b>0.12</b>





**#16 VAL GREEN**  
**OUTSIDE HITTER 6-2 | SENIOR**  
**OXFORD, OHIO (TALAWANDA)**

**GREEN'S HIGHLIGHTS:**

- Recorded 13 double-digit kill efforts during her Tiger career
- Chipped in 11 kills versus Cal State Fullerton (9/2) for her first 10+ kill match of the season
- Set a career high .375 hitting percentage behind 12 kills versus North Alabama (9/9)
- Against Florida A&M (9/17), set career highs in kills (19) and points (21.5)
- Totaled a season high two aces from the service line versus Ole Miss (9/22)
- Recorded a career high 5.0 blocks against Alabama (10/2), helping Auburn to a team total of 18.0 to tie the program's single-match record
- Match season high for kills in a league match with 13 on the road at Arkansas (10/10)

CATEGORY	CAREER HIGH	OPPONENT/DATE
Kills	19	vs. Florida A&M (9/17/21)
Attempts	50	vs. Butler (8/31/19)
Hitting Percentage (Min. 10 ATT.)	.375	vs. North Alabama (9/9/21)
Assists	2	at South Carolina (10/29/20)
Digs	10	at South Carolina (10/29/20)
Blocks	5.0	vs. Alabama (10/2/21)
Aces	4	at TCU (9/15/19)
Points	21.5	vs. Florida A&M (9/17/21)

CATEGORY	SEASON HIGH	OPPONENT/DATE
Kills	19	vs. Florida A&M (9/17/21)
Attempts	48	vs. Florida A&M (9/17/21)
Hitting Percentage (Min. 10 ATT.)	.375	vs. North Alabama (9/9/21)
Assists	1 (2x)	last vs. Ole Miss (9/22/21)
Digs	7	vs. Santa Clara (9/12/21)
Blocks	5.0	vs. Alabama (10/2/21)
Aces	2	vs. Ole Miss (9/22/21)
Points	21.5	vs. Florida A&M (9/17/21)

DATE	OPPONENT	SP	ATTACK				SET			SERVE				RECEIPT			BLOCKING				TEAM				
			K	E	TA	PCT.	A	TA	PCT.	SA	SE	TA	PCT.	RE	TA	PCT.	DIG	BS	BA	BE	TOTAL	BHE	POINTS	HIT%	SCORE
August 27	TENNESSEE TECH	3	5	1	20	.200	0	0	.000	0	0	6	1.000	0	2	1.000	1	0	3	0	3.0	0	6.5	.292	3-0
August 28	JACKSON STATE	3	3	1	10	.200	0	1	.000	1	0	24	1.000	0	0	.000	5	0	3	0	3.0	0	5.5	.457	3-0
September 2	CAL STATE FULLERTON	3	11	4	35	.200	0	2	.00	0	0	18	1.000	0	3	1.000	2	0	1	0	1.0	0	11.5	.221	3-0
September 3	SOUTHEASTERN LA.	3	2	1	18	.056	1	2	.500	1	2	14	.857	0	0	.000	4	0	1	0	1.0	0	3.5	.300	3-0
September 9	NORTH ALABAMA	3	12	0	32	.375	0	3	.000	1	0	9	1.000	0	2	1.000	2	0	0	1	0.0	0	13.0	.265	3-0
September 12	SANTA CLARA	5	12	3	41	.220	0	1	.000	0	0	17	1.000	2	9	.778	7	0	0	0	0.0	0	12.0	.260	3-2
September 17	FLORIDA A&M	5	19	5	48	.292	0	1	.000	0	2	16	.875	0	5	1.000	6	2	1	0	3.0	0	21.5	.245	2-3
September 17	NICHOLLS	4	12	6	41	.146	0	0	.000	0	1	13	.923	0	2	1.000	2	0	0	0	0.0	0	12.0	.183	3-1
September 18	BELMONT	3	4	2	16	.125	0	2	.000	1	0	18	1.000	0	2	1.000	0	0	0	0	0.0	0	5.0	.345	3-0
September 22	OLE MISS	4	13	6	34	.206	1	3	.333	2	1	15	.933	0	7	1.000	3	0	0	0	0.0	0	15.0	.196	1-3
September 26	at Alabama State	5	3	7	26	-.154	0	5	.000	0	2	17	.882	0	2	1.000	4	0	1	0	1.0	0	3.5	.209	2-3
September 29	at Tennessee	3	2	3	20	-.050	0	1	.000	0	0	0	.000	0	3	1.000	2	0	2	0	2.0	0	3.0	.076	0-3
October 2	ALABAMA	5	9	6	37	.081	0	1	.000	0	0	0	.000	0	5	1.000	2	0	5	0	5.0	0	11.5	.183	3-2
October 3	ALABAMA	3	7	3	27	.148	0	0	.000	0	0	0	.000	0	3	1.000	4	0	2	0	2.0	0	8.0	.248	3-0
October 9	at Arkansas	4	7	4	30	.100	0	2	.000	0	0	0	.000	0	12	1.000	1	0	1	0	1.0	0	7.5	.158	1-3
October 10	at Arkansas	5	13	4	39	.231	0	4	.000	0	0	0	.000	1	6	.833	3	0	2	0	2.0	0	14.0	.144	2-3
<b>TOTALS</b>		<b>61</b>	<b>134</b>	<b>56</b>	<b>474</b>	<b>.165</b>	<b>2</b>	<b>28</b>	<b>.071</b>	<b>6</b>	<b>8</b>	<b>167</b>	<b>.952</b>	<b>3</b>	<b>63</b>	<b>.952</b>	<b>49</b>	<b>2</b>	<b>22</b>	<b>1</b>	<b>24.0</b>	<b>0</b>	<b>153.0</b>	<b>.223</b>	

SETS PLAYED: 61      SERVICE ACES PER SET: 0.10      POINTS PER SET: 2.51  
 KILLS PER SET: 2.20      DIGS PER SET: 0.80  
 ASSISTS PER SET: 0.03      BLOCKS PER SET: 0.39

**GREEN'S OVERALL CAREER STATISTICS**

YEAR	SETS	MP	KILLS	K/S	E	TA	PCT.	AST	A/S	SA	SA/S	SE	DIGS	D/S	RE	BS	BA	TB	B/S	PTS	PT/S
2021	61	16	134	2.20	56	474	.165	2	.03	6	.10	8	49	0.80	3	2	22	24	0.39	153.0	2.51
2020	13	4	27	2.08	33	139	-.043	3	.23	1	.08	8	28	2.15	2	1	8	9	0.69	33.0	2.54
2019	67	24	146	2.18	103	506	.085	1	.01	13	.19	14	30	0.45	3	3	7	10	0.15	165.5	2.47
2018	1	1	0	0.00	0	0	.000	0	.00	0	.00	1	0	0.00	0	0	0	0	0.00	0.0	0.00
<b>TOTAL</b>	<b>142</b>	<b>45</b>	<b>307</b>	<b>2.16</b>	<b>192</b>	<b>1119</b>	<b>.103</b>	<b>6</b>	<b>.04</b>	<b>20</b>	<b>.14</b>	<b>31</b>	<b>107</b>	<b>0.75</b>	<b>8</b>	<b>6</b>	<b>37</b>	<b>43.0</b>	<b>0.30</b>	<b>351.5</b>	<b>2.48</b>

**GREEN'S SEC CAREER STATISTICS**

YEAR	SETS	MP	KILLS	K/S	E	TA	PCT.	AST	A/S	SA	SA/S	SE	DIGS	D/S	RE	BS	BA	TB	B/S	PTS	PT/S
2021	24	6	51	2.12	26	187	.134	1	.04	2	.08	1	16	0.67	1	0	12	12	.50	59.0	2.46
2020	13	4	27	2.08	33	139	-.043	3	.23	1	.08	8	28	2.15	2	1	8	9	.69	33.0	2.54
2019	28	13	52	1.86	45	211	.033	1	.04	1	.04	9	13	0.46	1	2	3	5	.18	56.5	2.02
2018	0	0	0	0.00	0	0	.000	0	.00	0	.00	0	0	0.00	0	0	0	0	.00	0.0	0.00
<b>TOTAL</b>	<b>65</b>	<b>23</b>	<b>130</b>	<b>2.00</b>	<b>104</b>	<b>537</b>	<b>.048</b>	<b>5</b>	<b>.08</b>	<b>4</b>	<b>.06</b>	<b>18</b>	<b>57</b>	<b>0.88</b>	<b>4</b>	<b>3</b>	<b>22</b>	<b>26</b>	<b>.40</b>	<b>148.5</b>	<b>2.28</b>



# #17 CASSIDY TANTON

**OUTSIDE HITTER | 6-0 | FRESHMAN**  
**STONEVILLE, N.C. (DALTON MCMICHAEL)**

### CURTIS'S HIGHLIGHTS:

- Did not see action during the first five weeks of play due to an ankle injury
- Made collegiate debut at Alabama State (9/26)

CATEGORY _____	CAREER HIGH _____	OPPONENT/DATE _____
Kills _____		
Attempts _____		
Hitting Percentage (Min. 10 ATT.) _____		
Assists _____		
Digs _____		
Blocks _____		
Aces _____		
Points _____		

CATEGORY _____	SEASON HIGH _____	OPPONENT/DATE _____
Kills _____		
Attempts _____		
Hitting Percentage (Min. 10 ATT.) _____		
Assists _____		
Digs _____		
Blocks _____		
Aces _____		
Points _____		

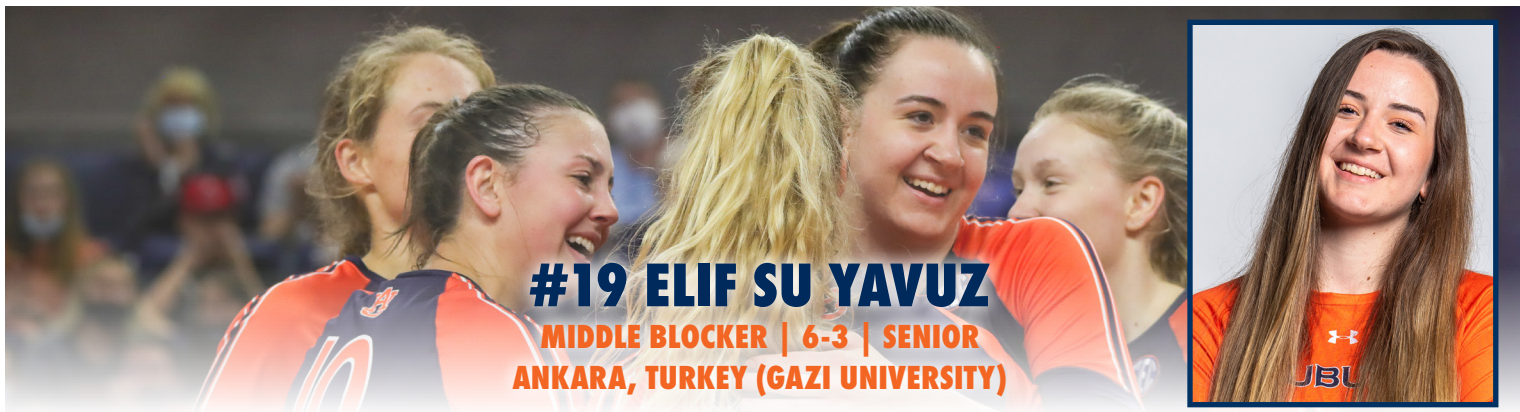
DATE	OPPONENT	SP	ATTACK				SET			SERVE				RECEIPT			BLOCKING				BHE	POINTS	TEAM		
			K	E	TA	PCT	A	TA	PCT.	SA	SE	TA	PCT.	RE	TA	PCT.	DIG	BS	BA	BE			TOTAL	HIT%	SCORE
September 26	at Alabama State	1	0	0	0	.000	0	0	.000	0	0	0	.000	0	0	.000	0	0	0	0	0.0	0	0.0	.209	2-3
<b>TOTALS</b>		<b>1</b>	<b>0</b>	<b>0</b>	<b>0</b>	<b>.000</b>	<b>0</b>	<b>0</b>	<b>.000</b>	<b>0</b>	<b>0</b>	<b>0</b>	<b>.000</b>	<b>0</b>	<b>0</b>	<b>.000</b>	<b>0</b>	<b>0</b>	<b>0</b>	<b>0</b>	<b>0.0</b>	<b>0</b>	<b>0.0</b>	<b>.223</b>	

### TANTON'S OVERALL CAREER STATISTICS

YEAR	SETS	MP	KILLS	K/S	E	TA	PCT.	AST	A/S	SA	SA/S	SE	DIGS	D/S	RE	BS	BA	TB	B/S	PTS	PT/S
2021	1	0	0	0.0	0	0	.000	0	.00	0	.00	0	0	.00	0	0	0	0	.00	0.0	0.00
<b>TOTAL</b>	<b>1</b>	<b>0</b>	<b>0</b>	<b>0.0</b>	<b>0</b>	<b>0</b>	<b>.000</b>	<b>0</b>	<b>.00</b>	<b>0</b>	<b>.00</b>	<b>0</b>	<b>0</b>	<b>.00</b>	<b>0</b>	<b>0</b>	<b>0</b>	<b>0</b>	<b>.00</b>	<b>0.0</b>	<b>0.00</b>

### TANTON'S SEC CAREER STATISTICS

YEAR	SETS	MP	KILLS	K/S	E	TA	PCT.	AST	A/S	SA	SA/S	SE	DIGS	D/S	RE	BS	BA	TB	B/S	PTS	PT/S
2021	0	0	0	0.0	0	0	.000	0	.00	0	.00	0	0	.00	0	0	0	0	.00	0.0	0.00
<b>TOTAL</b>	<b>0</b>	<b>0</b>	<b>0</b>	<b>0.0</b>	<b>0</b>	<b>0</b>	<b>.000</b>	<b>0</b>	<b>.00</b>	<b>0</b>	<b>.00</b>	<b>0</b>	<b>0</b>	<b>.00</b>	<b>0</b>	<b>0</b>	<b>0</b>	<b>0</b>	<b>.00</b>	<b>0.0</b>	<b>0.00</b>



**#19 ELIF SU YAVUZ**  
**MIDDLE BLOCKER | 6-3 | SENIOR**  
**ANKARA, TURKEY (GAZI UNIVERSITY)**

**YAVUZ'S HIGHLIGHTS:**

- Ranks 18th in the SEC with a 0.93 blocks per set average
- Her blocks per set average currently ranks as the sixth highest in a single season (rally scoring era) in program history
- Has recorded at least four blocks in six matches this season
- Made her Auburn debut, starting at middle blocker in the season opener versus Tennessee Tech (8/27)
- Set career high in total blocks (8.0) versus Jackson State (8/28)
- Shattered her career high in kills (8), hitting percentage (.571), digs (4) and points (10.5) versus Florida A&M (9/17)
- Match her career high in blocks while recording her first collegiate assist at Arkansas (10/10)

CATEGORY	CAREER HIGH	OPPONENT/DATE
Kills	8	vs. Florida A&M (9/17/21)
Attempts	14	vs. Florida A&M (9/17/21)
Hitting Percentage (Min. 10 ATT.)	.571	vs. Florida A&M (9/17/21)
Assists	1	at Arkansas (10/10/21)
Digs	4 (2x)	last, at Arkansas (10/9/21)
Blocks	8.0 (2x)	last, at Arkansas (10/10/21)
Aces		
Points	10.5	vs. Florida A&M (9/17/21)

CATEGORY	SEASON HIGH	OPPONENT/DATE
Kills	8	vs. Florida A&M (9/17/21)
Attempts	14	vs. Florida A&M (9/17/21)
Hitting Percentage (Min. 10 ATT.)	.571	vs. Florida A&M (9/17/21)
Assists	1	at Arkansas (10/10/21)
Digs	4 (2x)	last, at Arkansas (10/9/21)
Blocks	8.0 (2x)	last, at Arkansas (10/10/21)
Aces		
Points	10.5	vs. Florida A&M (9/17/21)

DATE	OPPONENT	SP	ATTACK				SET			SERVE				RECEIPT			BLOCKING				BHE	POINTS	HIT%	SCORE	
			K	E	TA	PCT.	A	TA	PCT.	SA	SE	TA	PCT.	RE	TA	PCT.	DIG	BS	BA	BE	TOTAL				
August 27	TENNESSEE TECH	3	1	0	2	.500	0	1	.000	0	0	0	.000	0	0	.000	0	0	2	0	2.0	0	2.0	.292	3-0
August 28	JACKSON STATE	3	4	0	6	.667	0	0	.000	0	0	0	.000	0	0	.000	0	0	8	0	8.0	0	8.0	.457	3-0
September 3	CAL STATE FULLERTON	3	2	1	4	.250	0	0	.000	0	0	0	.000	0	0	.000	0	0	2	1	2.0	0	3.0	.221	3-0
September 4	SOUTHEASTERN LA.	3	1	0	1	1.000	0	0	.000	0	0	0	.000	0	0	.000	0	0	2	0	2.0	0	2.0	.300	3-0
September 9	NORTH ALABAMA	3	4	0	6	.667	0	1	.000	0	0	0	.000	0	0	.000	0	1	2	1	3.0	0	6.0	.265	3-0
September 12	SANTA CLARA	5	1	2	6	-.167	0	1	.000	0	0	0	.000	0	0	.000	1	0	3	0	3.0	0	2.5	.260	3-2
September 17	FLORIDA A&M	5	8	0	14	.571	0	2	.000	0	0	0	.000	0	0	.000	4	1	3	0	4.0	0	10.5	.245	2-3
September 17	NICHOLLS	4	2	0	6	.333	0	1	.000	0	0	0	.000	0	1	1.000	2	0	2	1	2.0	0	3.0	.183	3-1
September 18	BELMONT	3	3	1	4	.500	0	0	.000	0	0	0	.000	0	0	.000	0	0	2	0	2.0	0	4.0	.345	3-0
September 22	OLE MISS	4	2	1	5	.200	0	0	.000	0	0	0	.000	1	1	.000	0	1	2	1	3.0	0	4.0	.196	1-3
September 26	at Alabama State	5	2	1	3	.333	0	1	.000	0	0	0	.000	0	0	.000	0	0	3	0	3.0	0	3.5	.209	2-3
September 29	at Tennessee	3	1	0	3	.333	0	0	.000	0	0	0	.000	0	0	.000	0	0	4	0	4.0	0	3.0	.076	0-3
October 2	ALABAMA	5	4	1	8	.375	0	0	.000	0	0	0	.000	0	0	.000	2	0	4	2	4.0	0	6.0	.183	3-2
October 3	ALABAMA	3	2	1	7	.143	0	1	.000	0	0	0	.000	0	0	.000	1	1	2	0	3.0	1	4.0	.248	3-0
October 9	at Arkansas	4	2	1	3	.333	0	1	.000	0	0	0	.000	0	0	.000	4	0	4	1	4.0	0	4.0	.158	1-3
October 10	at Arkansas	5	1	1	4	.000	1	3	.333	0	0	0	.000	0	0	.000	1	0	8	0	8.0	0	5.0	.144	2-3
<b>TOTALS</b>		<b>61</b>	<b>40</b>	<b>10</b>	<b>82</b>	<b>.366</b>	<b>1</b>	<b>12</b>	<b>.083</b>	<b>0</b>	<b>0</b>	<b>0</b>	<b>.000</b>	<b>1</b>	<b>2</b>	<b>.500</b>	<b>15</b>	<b>4</b>	<b>53</b>	<b>7</b>	<b>57.0</b>	<b>1</b>	<b>70.5</b>	<b>.223</b>	

SETS PLAYED: 61  
 KILLS PER SET: 0.66  
 ASSISTS PER SET: 0.02

DIGS PER SET: 0.25  
 BLOCKS PER SET: 0.93

POINTS PER SET: 1.6

**YAVUZ'S OVERALL CAREER STATISTICS**

YEAR	SETS	MP	KILLS	K/S	E	TA	PCT.	AST	A/S	SA	SA/S	SE	DIGS	D/S	RE	BS	BA	TB	B/S	PTS	PT/S
2021	61	16	40	0.66	10	82	.366	1	.02	0	.00	0	15	0.25	1	4	53	57	0.93	70.5	1.16
<b>TOTAL</b>	<b>61</b>	<b>16</b>	<b>40</b>	<b>0.66</b>	<b>10</b>	<b>82</b>	<b>.366</b>	<b>1</b>	<b>.02</b>	<b>0</b>	<b>.00</b>	<b>0</b>	<b>15</b>	<b>0.25</b>	<b>1</b>	<b>4</b>	<b>53</b>	<b>57</b>	<b>0.93</b>	<b>70.5</b>	<b>1.16</b>

**YAVUZ'S SEC CAREER STATISTICS**

YEAR	SETS	MP	KILLS	K/S	E	TA	PCT.	AST	A/S	SA	SA/S	SE	DIGS	D/S	RE	BS	BA	TB	B/S	PTS	PT/S
2021	24	6	12	0.50	5	30	.233	1	.04	0	.00	0	8	0.33	1	2	24	26	1.08	26.0	1.08
<b>TOTAL</b>	<b>24</b>	<b>6</b>	<b>12</b>	<b>0.50</b>	<b>5</b>	<b>30</b>	<b>.233</b>	<b>1</b>	<b>.04</b>	<b>0</b>	<b>.00</b>	<b>0</b>	<b>8</b>	<b>0.33</b>	<b>1</b>	<b>2</b>	<b>24</b>	<b>26</b>	<b>1.08</b>	<b>26.0</b>	<b>1.08</b>





**SHIPES HIGHLIGHTS:**

- SEC Defensive Player of the Week (10/4)
- Moved to middle blocker after spending the majority of career as a pin hitter
- Leads the SEC and ranks third in the country in both blocks per set (1.67) and total blocks (97)
- Recorded at least five blocks in nine matches this season
- Added 23 double-digit kill efforts and seven double-doubles as a Tiger
- Enters the weekend ranked first in single-season history (rally scoring era) in blocks per set, tied for fourth in total blocks, tied for seventh in solo blocks and eighth in block assists
- Totaled 12.0 total blocks in Auburn's five-set victory against Alabama (10/2) to set the program's single-match record for blocks in the rally scoring era. The previous record of 11.0 was set on Nov. 23, 2017 by Breanna Barksdale at Florida
- Chipped in 10.0 blocks at Arkansas (10/9) for just her second double-digit blocking effort of her career
- Returned to the service line in Fayetteville (10/10) with a career high two aces

CATEGORY	CAREER HIGH	OPPONENT/DATE
Kills	21	vs. Ole Miss (10/26/18)
Attempts	55	vs. Ole Miss (10/26/18)
Hitting Percentage (Min. 10 ATT.)	.462	vs. Tennessee Tech (8/27/21)
Assists	3 (4x)	last, at Texas A&M (11/13/19)
Digs	18 (2x)	last, at Tennessee (11/27/19)
Blocks	12.0	vs. Alabama (10/2/21)
Aces	3 (2x)	last, at Western Michigan (9/20/19)
Points	24.5	vs. Ole Miss (10/26/18)

CATEGORY	SEASON HIGH	OPPONENT/DATE
Kills	8	vs. Tennessee Tech (8/27/21)
Attempts	20	vs. Nicholls (9/17/21)
Hitting Percentage (Min. 10 ATT.)	.462	vs. Tennessee Tech (8/27/21)
Assists	1 (6x)	last, at Arkansas (10/10/21)
Digs	5	vs. Alabama (10/2/21)
Blocks	12.0	vs. Alabama (10/2/21)
Aces	2	at Arkansas (10/10/21)
Points	14.0	vs. Alabama (10/2/21)

DATE	OPPONENT	SP	ATTACK				SET			SERVE				RECEIPT			BLOCKING				BHE	POINTS	TEAM HIT%	SCORE	
			K	E	TA	PCT.	A	TA	PCT.	SA	SE	TA	PCT.	RE	TA	PCT.	DIG	BS	BA	BE	TOTAL				
August 27	TENNESSEE TECH	3	8	2	13	.462	1	2	.500	0	1	5	.800	0	2	1.000	1	1	6	0	7.0	0	12.0	.292	3-0
August 28	JACKSON STATE	3	4	0	9	.444	0	0	.000	0	1	3	.667	0	0	.000	1	0	5	0	5.0	0	6.5	.457	3-0
September 2	CAL STATE FULLERTON	3	1	1	9	.000	0	1	.000	0	0	7	1.000	0	1	1.000	2	1	2	1	3.0	0	3.0	.221	3-0
September 3	SOUTHEASTERN LA.	3	4	1	11	.273	0	2	.000	1	1	6	.833	0	0	.000	2	0	8	0	8.0	0	9.0	.300	3-0
September 9	NORTH ALABAMA	3	6	0	7	.857	0	0	.000	0	0	0	.000	0	0	.000	1	0	3	0	3.0	0	6.0	.265	3-0
September 12	SANTA CLARA	5	7	2	14	.357	1	3	.333	0	0	0	.000	0	0	.000	1	1	4	1	5.0	1	10.0	.260	3-2
September 17	FLORIDA A&M	2	3	3	11	.000	0	0	.000	0	0	0	.000	0	0	.000	0	0	1	0	1.0	0	3.5	.245	2-3
September 17	NICHOLLS	4	7	4	20	.150	1	2	.500	0	0	0	.000	0	0	.000	3	2	7	0	9.0	0	12.5	.183	3-1
September 18	BELMONT	3	4	0	10	.400	0	0	.000	0	0	0	.000	0	0	.000	0	3	4	0	7.0	0	9.0	.345	3-0
September 22	OLE MISS	4	3	2	9	.111	0	1	.000	0	0	0	.000	0	1	1.000	3	2	1	0	3.0	0	5.5	.196	1-3
September 26	at Alabama State	5	6	2	10	.400	0	1	.000	0	0	0	.000	0	0	.000	1	0	2	0	2.0	0	7.0	.209	2-3
September 29	at Tennessee	3	3	1	10	.200	0	1	.000	0	0	0	.000	0	1	1.000	1	2	4	0	6.0	1	7.0	.076	0-3
October 2	ALABAMA	5	7	4	13	.231	1	2	.500	0	0	0	.000	0	0	.000	5	2	10	0	12.0	0	14.0	.183	3-2
October 3	ALABAMA	3	3	1	9	.222	0	0	.000	0	0	0	.000	0	0	.000	0	1	6	0	7.0	0	7.0	.248	3-0
October 9	at Arkansas	4	2	3	7	-.143	1	5	.200	0	0	10	1.000	0	0	.000	4	1	9	1	10.0	0	7.5	.158	1-3
October 10	at Arkansas	5	2	3	13	-.077	1	5	.200	2	2	16	.875	0	1	1.000	4	0	9	1	9.0	0	8.5	.144	2-3
<b>TOTALS</b>		<b>58</b>	<b>70</b>	<b>29</b>	<b>175</b>	<b>.234</b>	<b>6</b>	<b>25</b>	<b>.240</b>	<b>3</b>	<b>5</b>	<b>47</b>	<b>.894</b>	<b>0</b>	<b>6</b>	<b>1.000</b>	<b>29</b>	<b>16</b>	<b>81</b>	<b>4</b>	<b>97.0</b>	<b>2</b>	<b>129.5</b>	<b>.223</b>	

SETS PLAYED: 58  
 KILLS PER SET: 1.21  
 ASSISTS PER SET: 0.10

SERVICE ACES SET: 0.05  
 DIGS PER SET: 0.50  
 BLOCKS PER SET: 1.67

POINTS PER SET: 2.23

**SHIPES' OVERALL CAREER STATISTICS**

YEAR	SETS	MP	KILLS	K/S	E	TA	PCT.	AST	A/S	SA	SA/S	SE	DIGS	D/S	RE	BS	BA	TB	B/S	PTS	PT/S
2021	58	16	70	1.21	29	175	.234	6	.10	3	.05	5	29	0.50	0	16	81	97	1.67	129.5	2.23
2020	25	8	59	2.36	44	230	.065	3	.12	4	.16	12	47	1.88	10	1	15	16	0.64	71.5	2.86
2019	103	29	269	2.61	154	900	.127	29	.28	23	.22	52	246	2.39	28	14	55	69	0.67	333.5	3.24
2018	59	21	147	2.49	63	403	.208	1	.02	0	.00	0	30	0.51	4	6	18	24	0.41	162.0	2.75
<b>TOTAL</b>	<b>245</b>	<b>74</b>	<b>545</b>	<b>2.22</b>	<b>291</b>	<b>1708</b>	<b>.149</b>	<b>39</b>	<b>.16</b>	<b>30</b>	<b>.12</b>	<b>69</b>	<b>352</b>	<b>1.44</b>	<b>42</b>	<b>37</b>	<b>169</b>	<b>206</b>	<b>0.84</b>	<b>696.5</b>	<b>2.84</b>

**SHIPES' SEC CAREER STATISTICS**

YEAR	SETS	MP	KILLS	K/S	E	TA	PCT.	AST	A/S	SA	SA/S	SE	DIGS	D/S	RE	BS	BA	TB	B/S	PTS	PT/S
2021	24	6	20	0.83	14	61	.098	3	.12	2	.08	2	17	0.71	0	8	39	47	1.96	49.5	2.04
2020	25	8	59	2.36	44	230	.065	3	.12	4	.16	12	47	1.88	10	1	15	16	0.64	71.5	2.84
2019	59	18	176	2.98	99	605	.127	15	.25	9	.15	28	164	2.78	18	11	26	37	0.63	209.0	3.54
2018	47	15	128	2.72	56	341	.211	1	.02	0	.00	0	26	0.55	4	5	16	21	0.45	141.0	3.00
<b>TOTAL</b>	<b>155</b>	<b>47</b>	<b>383</b>	<b>2.47</b>	<b>214</b>	<b>1238</b>	<b>.137</b>	<b>22</b>	<b>.14</b>	<b>15</b>	<b>.10</b>	<b>42</b>	<b>254</b>	<b>1.64</b>	<b>32</b>	<b>25</b>	<b>96</b>	<b>121</b>	<b>0.78</b>	<b>471.0</b>	<b>3.04</b>





#4 FALLAN LANHAM  
Fr. | DS/L | 5-8



#5 AUDREY DOUGLAS  
So. | OH/OPP | 6-4



#6 BELLA ROSENTHALL  
Sr. | DS/L | 5-5



#7 REBEKAH RATH  
Jr. | OH | 6-0




#8 LIZ REICH  
Gr. | OPP | 6-1



#10 JACKIE BARRETT  
So. | S | 6-1



#11 JORDAN SINNESS  
Fr. | S | 5-9



#15 KATE CURTIS  
Fr. | DS/L | 5-6



#16 VAL GREEN  
Sr. | OH | 6-4



#17 CASSIDY TANTON  
Fr. | OH | 6-0



#19 ELIF SU YAVUZ  
Sr. | MB | 6-3



#21 TATUM SHIPES  
Sr. | OH | 6-4



HEAD COACH  
BRENT CROUCH



ASSOCIATE HEAD COACH  
ALEX DUNPHY



ASSISTANT COACH  
RICK MOLLER