



2021 VOLLEYBALL MATCH NOTES

AUBURN ATHLETICS COMMUNICATIONS: 392 SOUTH DONAHUE DRIVE || AUBURN, AL 36830 || AUBURNTIGERS.COM || @AUBURNVB

2021 SCHEDULE/RESULTS

8-4 OVERALL | 0-1 SEC

8-2 HOME | 0-2 AWAY | 0-0 NEUTRAL

DATE	OPPONENT	TV	TIME/RESULT
Aug. 27	^ TENNESSEE TECH	SEC Network+	W, 3-0
Aug. 28	^ JACKSON STATE	SEC Network+	W, 3-0
Sept. 2	% CAL STATE FULLERTON		W, 3-0
Sept. 3	% SOUTHEASTERN LOUISIANA		W, 3-0
Sept. 9	NORTH ALABAMA	SEC Network+	W, 3-0
Sept. 12	SANTA CLARA		W, 3-2
Sept. 17	! FLORIDA A&M		L, 2-3
Sept. 17	! NICHOLLS	SEC Network+	W, 3-1
Sept. 18	! BELMONT	SEC Network+	W, 3-0
Sept. 22	* (RV) OLE MISS	ESPNU	L, 1-3
Sept. 26	at Alabama State		L, 2-3
Sept. 29	* at #20 Tennessee	SEC Network	L, 0-3
Oct. 2	* ALABAMA	SEC Network+	4:30 p.m. CT
Oct. 3	* ALABAMA	ESPNU	2 p.m. CT
Oct. 9	* at Arkansas	SEC Network+	5 p.m. CT
Oct. 10	* at Arkansas	SEC Network+	3 p.m. CT
Oct. 16	* MISSOURI	SEC Network+	4:30 p.m. CT
Oct. 17	* MISSOURI	SEC Network+	1 p.m. CT
Oct. 22	* at Georgia	SEC Network+	6 p.m. CT
Oct. 23	* at Georgia	SEC Network+	5 p.m. CT
Oct. 29	* LSU	SEC Network+	6 p.m. CT
Nov. 4	* at Texas A&M	SEC Network+	6 p.m. CT
Nov. 5	* at Texas A&M	SEC Network+	6 p.m. CT
Nov. 10	* SOUTH CAROLINA	SEC Network	8 p.m. CT
Nov. 17	* at Florida	SEC Network+	6 p.m. CT
Nov. 20	* KENTUCKY	SEC Network+	4:30 p.m. CT
Nov. 21	* KENTUCKY	SEC Network+	1 p.m. CT
Nov. 26	* at Mississippi State	SEC Network+	4 p.m. CT

BOLD indicates home contest | All time Central and subject to change
^ - War Eagle Invitational | % - SLU-Fullerton Tournament | % - Home Tournament | * - Southeastern Conference Game

MATCH

13

ALABAMA

Saturday, Oct. 2 | 4:30 p.m. CT

Auburn, Ala. | Auburn Arena | SEC Network+



MATCH

14

ALABAMA

Sunday, Oct. 3 | 2 p.m. CT

Auburn, Ala. | Auburn Arena | ESPNU



AUBURN

ALABAMA

AVCA Coaches Poll _____ N/R
 2021 Record _____ 8-4 | 0-2 SEC
 Head Coach _____ Brent Crouch
 Career Record (Year) _____ 103-103 (8th)
 Record at Auburn (Year) _____ 8-12 (2nd)

AVCA Coaches Poll _____ N/R
 2021 Record _____ 8-6 | 0-2 SEC
 Head Coach _____ Lindsey Devine
 Career Record (Year) _____ 319-256 (19th)
 Record at Alabama (Year) _____ 27-38 (3rd)

Site _____ Auburn, Ala.
 Venue _____ Auburn Arena
 Live Stats _____ Sidearm Stats | Statbroadcast
 Twitter _____ @AuburnVB
 Series Record _____ Alabama leads 49-33
 Last Meeting _____ Auburn 3; Alabama 0 (29-27, 25-13, 25-17)
 _____ Nov. 30, 2019 in Tuscaloosa, Ala.

BY THE NUMBERS

2017 Facing in-state rival Alabama for the first time since the 2019 season finale, Auburn is searching for its first home win over the Crimson Tide since 2017.

59 Bella Rosenthal enters the weekend with 941 career digs. She is just 59 digs shy of becoming just the 15th Tiger in program history to reach 1,000 career digs.

11 Making the move to middle blocker, Tatum Shipes has shined at the position, leading the team in blocks. She leads the Southeastern Conference and ranks 11th nationally with a 1.44 blocks per set average.

AUBURN ATHLETICS COMMUNICATIONS

Office Phone _____ 334-844-9800
 Kirk Sampson _____ Associate AD
 _____ sampska@auburn.edu
 Taylor Shirey _____ Volleyball Contact
 _____ trs0010@auburn.edu
 _____ C: 334-750-0710

FOLLOW ALONG

Web _____ AuburnTigers.com
 Twitter _____ @AuburnVB
 Instagram _____ @auburnvolleyball

QUICK HITS

- Auburn returns to Auburn Arena to face in-state rival Alabama in a pair of matches over the weekend. Auburn is searching for its first home victory against the Crimson Tide since 2017.
- Leading the conference with a 5.11 digs/set average, Bella Rosenthal has recorded at least 10 digs in 11 of Auburn's 12 matches of the season. A two-time SEC Defensive Player of the Week honoree this season, Rosenthal's digs/set average is currently the second highest recorded in a single season by a Tiger in the 25-point Rally Score era.
- Leading the squad with seven double-doubles this season, sophomore Jackie Barrett has blossomed as the Tigers' starting setter. Her 370 total assists this season ranks eighth overall in the SEC. Barrett's 8.41 assists per set average is the seventh highest recorded in a single season by a Tiger in the 25-point Rally Score era.

AUBURN'S POTENTIAL STARTING SEVEN



BELLA ROSENTHALL	REBEKAH RATH	LIZ REICH	VAL GREEN	JACKIE BARRETT	ELIF SU YAVUZ	TATUM SHIPES
#6 • DS/L • SR. • 5-5	#7 • OH • JR. • 6-0	#8 • OPP • GR. • 6-1	#16 • OH • SR. • 6-2	#10 • S • SO. • 6-1	#19 • MB • SR. • 6-3	#21 • MB • SR. • 6-4
D/S: 5.11	4.27	3.18	2.23	0.55	0.70	1.37
A/S: 1.36	.250	.299	.173	8.41	.417	.276
SA/S: 0.16	1.86	0.07	0.14	0.34	0.86	0.39
P/S: 0.16	0.75	0.50	0.89	3.18	1.17	1.44
	0.25	0.59	0.32	0.61		0.02
	4.98	3.48	2.55	1.20		2.26

K/S: kills per set • HIT%: hitting percentage • D/S: digs per set • B/S: blocks per set • A/S: assists per set • SA/S: aces per set • P/S: points per set

#WarEagle



AuburnTigers.com



@AuburnVB | @AuburnTigers
@AuburnVBCoach



/AuburnVB
/AuburnTigers

TEAM SCHEDULE AND MEDIA AVAILABILITY >> WEEK OF SEPTEMBER 27 - OCTOBER 3

MONDAY September 27	TUESDAY September 28	WEDNESDAY September 29	THURSDAY September 30	FRIDAY October 1	SATURDAY October 2	SUNDAY October 3
OFF DAY	TRAVEL DAY	MATCH: 7 p.m. vs. Tennessee Knoxville, Tenn.	PRACTICE: 3:30-7:00 p.m. SAC	PRACTICE: 3:30-7:00 p.m. SAC	MATCH: 4:30 p.m. vs. Alabama Auburn Arena	MATCH: 2 p.m. vs. Alabama Auburn Arena
NO INTERVIEWS	NO INTERVIEWS	INTERVIEWS POSTMATCH	INTERVIEWS BY REQUEST	INTERVIEWS BY REQUEST	INTERVIEWS POSTMATCH	INTERVIEWS POSTMATCH

AUBURN ATHLETICS COMMUNICATIONS

QUICK FACTS

AUBURNTIGERS.COM

For updated game notes, statistics, safety protocols and latest information on Auburn volleyball and Auburn Athletics, visit AuburnTigers.com.

INTERVIEW POLICY

Coch Crouch, assistant coaches and student-athletes are available for interviews by contacting Taylor Shirey in the communications office. All interviews during the week will be conducted via phone or ZOOM. Post-match interviews will be conducted in the media room at Auburn Arena following a brief cooling-off period.

CREDENTIALS

Anyone wishing to cover an Auburn volleyball match should contact Taylor Shirey in the communications office at least 24 hours in advance to make arrangements. Due to COVID-19 safety guidelines, space within Auburn Arena will be limited. All media members will be required to wear masks inside Auburn Arena as part of Auburn University's mask mandate.

MATCH DAY SERVICES

Due to safety concerns related to COVID-19, printed copies of notes, flip cards and statistics will NOT be available. Digital copies will be emailed out prior to the match and will be available on AuburnTigers.com. Media members are permitted to bring their own printed materials. Stats will not printed between sets or after matches. Live stats will be provided during the match and final statistics will be emailed out and posted on AuburnTigers.com. All post-match interviews will be conducted

via ZOOM. Wireless internet is available in the Arena; ask Taylor Shirey for the password. Match highlights, photos and postgame interviews will be available on Imagen following matches.

VIDEO SERVICES

FTP feeds of selected Auburn volleyball highlights are available for the media. A number of studio and satellite services may be arranged for electronic media by contacting Cody Baker in War Eagle Productions at jcb0101@auburn.edu.

PHOTO SERVICES

For photos of Auburn volleyball or any Olympic sports, contact Shanna Lockwood at sal0002@auburn.edu.

COMMUNICATIONS STAFF

Taylor Shirey Volleyball Contact
cell: 334-750-07010
email: trs0010@auburn.edu

Kirk Sampson Associate AD
cell: 334-750-1385
email: sampska@auburn.edu

UNIVERSITY INFORMATION

City / Zip _____ Auburn, Ala. / 36831
 Founded _____ Oct. 1, 1856
 Enrollment _____ 30,737
 Nickname _____ Tigers
 Colors _____ Navy Blue & Burnt Orange
 Affiliation _____ NCAA Division I
 Conference _____ Southeastern Conference
 Home Court _____ Auburn Arena (9,121)
 President _____ Dr. Jay Gogue (Auburn, 1969)
 Athletic Director _____ Allen Green (Notre Dame, 1998)
 Sport Administrator _____ Joy Vrbka (Florida, 2003)

TEAM INFORMATION

Letterwinners Returning/Lost _____ 7/8
 Starters Returning/Lost _____ 5/3+Libero
 Newcomers _____ 6
 2020 Overall Record _____ 0-8
 2020 Conference Record/Finish _____ 0-8/13th

PROGRAM HISTORY

First Year of Volleyball _____ 1967
 _____ Program discontinued 1981; Reinstated 1986
 Seasons of Auburn Volleyball _____ 49th
 All-Time Overall Record _____ 663-679-4 (.494)
 in Auburn Arena (Since 2013) _____ 57-51 (.528)
 Total Home Record _____ 229-204 (.529)
 All-Time SEC Record _____ 183-349 (.344)
 NCAA Tournament Appearances _____ 1/2010
 SEC Championships/Last _____ 1/Co-West Champions (1996)

STAFF INFORMATION

Head Coach _ Brent Crouch, 1st Season (Texas A&M , '98 & '00; Oregon '06)
 Career Record _____ 103-103 (.500)/8th Season
 Record at Auburn _____ 8-12 (.400)/2nd Season
 Associate Head Coach/Recruiting Coordinator _____ Alex Dunphy
 Assistant Coach _____ Rick Moller
 Volunteer Assistant Coach _____ Taylor Hammond
 Director of Volleyball Operations/Technical Coordinator _____ Madi Wilkerson
 Strength & Conditioning _____ Bethany Gainey
 Interim Athletic Trainer _____ Sydney Kinder
 Equipment Manager _____ Tra' Cee Tanner

ATHLETIC COMMUNICATIONS

Associate AD/Communications _____ Kirk Sampson
 Assistant Director/Volleyball Contact _____ Taylor Shirey
 Email _____ trs0010@auburn.edu
 Phone _____ 334-750-0710
 Mailing Address _____ Auburn Athletics Complex
 _____ 392 S. Donahue Drive
 Website _____ AuburnTigers.com

GAMEDAY EXPERIENCE: AUBURN ARENA

>> Auburn Arena is in its seventh season as home of Auburn volleyball. The Tigers are 57-51 since moving to the Arena in 2013. The facility seats approximately 2,000 fans for volleyball and 9,121 for basketball.



FIRST SERVE

» The Tigers return to Auburn Arena searching to end a two-match losing streak and its first win in Southeastern Conference play when the Tigers host Alabama in a pair of matches.

» The series begins on Saturday with a 4:30 p.m. CT on the SEC Network+ with Graham Doty and Kele Eveland on the call. Sunday's series finale is set for 2 p.m. CT on ESPN. Sam Gore and Jennifer Hoffman will be on the call.

» In its 49th full season of volleyball, Auburn's all-time record stands at 663-679-4 (.494).

» Brent Crouch (8-12) enters his second season as the head coach for the Tigers after a two-year stint at USC. Entering his eighth overall season as a head coach, Crouch holds an 103-103 career record. He's the 11th head coach in Auburn program history.

» Auburn's 2021 schedule features four 2020-21 NCAA Volleyball Tournament participants: Jackson State, Missouri, Florida and reigning national champion Kentucky.

» The Tiger roster features a wealth of fresh faces as six of Auburn's 12 total student-athletes on roster will be taking the court in Blue and Orange for the first time in their careers with a combination of four true freshmen and two transfers.

UP NEXT

» The Tigers hit the road next weekend for a pair of matches in Fayetteville against Arkansas. The series begins on Saturday, Oct. 9 with a 5 p.m. CT first serve. Sunday's finale is set for 3 p.m. CT. Both matches will air on the SEC Network+.

LAST TIME OUT

» Impressive blocking performances at the night, highlighted by senior Tatum Shipes sparked timely rallies, but Auburn volleyball (8-4, 0-2 SEC) fall short as #20 Tennessee (11-2, 3-0 SEC) swept Wednesday's match at Thompson-Boling Arena in straight sets (16-25, 21-25, 14-25).

» Auburn held Lady Vols, the current SEC leader blocking leaders, to just four in the match. The Tigers totaled 10 with Shipes leading the charge with six. Senior Elif Yavuz closed the night with four while junior Rebekah Rath chipped in three blocks.

» Offensively, Rath led the squad as she closed the match with nine kills. Graduate student Liz Reich was

PLAYER TO WATCH: BELLA ROSENTHALL

» A two-time SEC Defensive Player of the Week, Bella Rosenthal leads the SEC with a 5.42 digs/set average. She has recorded at least 10 digs in 11 of 12 matches this season. She is just 59 digs shy of recording her 1,000th career dig.



Auburn's most efficient hitter of the night as she picked eight kills of 23 swings for a .217 attacking percentage. Shipes added three kills on offense.

» Sophomore Jackie Barrett recorded her seventh double-double of the season as the setter dished out 18 assists and led the team with 12 digs. Barrett also chipped in two blocks and a kill.

» Rath finished the night with double-digit digs as she recorded 10. Senior Bella Rosenthal and freshman Kate Curtis were credited with six digs apiece.

SEC REVAMPS CONFERENCE SCHEDULING FORMAT FOR 2021 CAMPAIGN

» The Southeastern Conference announced a new scheduling format for its conference slate ahead of the 2021 campaign.

» The SEC schedule consists of 18 matches in which each member institution will play each other at least once. The order of opponents for each team was determined by a random computer draw.

» Two-match series may be played Wednesday/Thursday, Thursday/Friday, Friday/Saturday or Saturday/Sunday per the league office.

SCOUTING ALABAMA

» Also searching for its first win in Southeastern Conference play, Alabama enters the weekend with an 8-6 overall record. The Tide opened league action with losses to both Texas A&M and LSU.

» As a team, Alabama ranks third in the SEC in team kills (664) as well as second in the league in total attacks (1,875). As a team, the Tide hit at a .201 clip. Individually, Alabama has three players with over 100 kills this season. Abby Marjama leads the group with 123 total as she averages 2.62 per set. Kennedy Muckelroy and Kendyl Reaugh round out the trio with 109 and 104 kills, respectively.

» Alabama is one of the best serving teams in the SEC, ranking second in the league with a 1.60 aces per set average with 85 total this season. Marjama leads the team and the SEC with 30 aces. The total is the third most in the nation. She also leads the league with 0.64 aces per set, a mark that ranks fifth nationally.

» Alabama splits its setting duties between Emily Janek and Brooke Slusser. Janek has started 12 of Alabama's 13 matches and has dished out 261 assists to lead the team. She averages 5.93 assists per set. Slusser has added 216 assists with a 4.70 assists per set average.

SEC STANDINGS & SCHEDULE

	2021 SEC RECORD			2021 OVERALL		
	W	L	Pct.	W	L	Pct.
Tennessee	3	0	1.000	11	2	.846
Kentucky	2	0	1.000	9	3	.750
Texas A&M	2	0	1.000	9	3	.750
Florida	2	1	.667	8	5	.615
Ole Miss	1	1	.500	12	1	.923
South Carolina	1	1	.500	9	3	.750
Mississippi State	1	1	.500	10	4	.714
LSU	1	1	.500	5	6	.455
Arkansas	1	2	.333	10	4	.714
Missouri	0	1	.000	3	11	.214
AUBURN	0	2	.000	8	4	.667
Alabama	0	2	.000	8	6	.571
Georgia	0	2	.000	4	9	.308

THIS WEEK IN THE SEC...

<p>Wednesday, Sept. 29 #22 Florida 3; Georgia 0 #6 Kentucky 3; Ole Miss 2 AUBURN 0; #20 TENNESSEE 3</p>	
<p>Thursday, Sept. 30 South Carolina at Missouri 6:30 p.m.</p>	
<p>Friday, Oct. 1 LSU at Mississippi State 6 p.m. South Carolina at Missouri 7 p.m.</p>	
<p>Saturday, Oct. 2 Ole Miss at #22 Florida 3 p.m. LSU at Mississippi State 4 p.m. Texas A&M at #20 Tennessee 4 p.m. ALABAMA AT AUBURN 4:30 P.M. Georgia at Arkansas 5 p.m.</p>	
<p>Sunday, Sept. 3 Texas A&M at #20 Tennessee 12 p.m. Ole Miss at #22 Florida 12 p.m. ALABAMA AT AUBURN 2 P.M.</p>	

2021 NCAA RPI REPORT

RK*	TEAM	RECORD	AU RESULT
32	Kentucky	9-3	
36	Florida	8-5	
70	Jackson State	2-10	W
76	Missouri	3-11	
95	Arkansas	10-4	
104	Tennessee	11-2	L
122	Southeastern Louisiana	2-10	W
160	Tennessee Tech	7-6	W
168	LSU	5-6	
174	South Carolina	9-3	
177	Texas A&M	9-3	
183	Georgia	4-9	
223	AUBURN	8-4	-----
228	Belmont	4-9	W
207	Alabama	8-6	
247	Santa Clara	4-9	W
257	Mississippi State	10-4	
286	Ole Miss	12-1	L
293	Nicholls	7-6	W
305	North Alabama	6-10	W
NR	Alabama State	3-12	L
NR	Florida A&M	9-5	L
NR	Cal State Fullerton	4-6	W

AUBURN OPPONENTS ONLY
*2020 RPI RANKING

AVCA COACHES POLL

RK	TEAM	RECORD	PREVIOUS
1.	Texas (64)	9-0	1
2.	Pittsburgh	12-0	4
3.	Louisville	10-0	5
4.	Purdue	10-1	7
5.	Wisconsin	9-1	2
6.	Kentucky	8-3	7
7.	Minnesota	6-3	9
8.	Ohio State	10-2	3
9.	Baylor	7-3	10
10.	BYU	11-1	11
11.	Oregon	11-1	13
12.	Nebraska	8-3	12
13.	Washington	7-3	6
14.	Penn State	9-3	20
15.	UCLA	9-1	19
16.	Creighton	14-1	16
17.	Stanford	6-4	14
18.	Georgia Tech	11-1	18
19.	Utah	8-3	15
20.	Tennessee	10-2	21
21.	Western Kentucky	13-1	22
22.	Florida	7-5	17
23.	Pepperdine	10-1	23
24.	Colorado	11-1	24
25.	San Diego	8-3	25

Others receiving votes: Washington State; Marquette; **Ole Miss**; Florida State; Michigan; Maryland; Rice.

INSIDE THE MATCH-UP

ALABAMA **33-49 (.402)**

15-19 H • 11-24 A • 7-6 N

SERIES HISTORY (LAST 10 MEETINGS)

YEAR	SITE	RESULT	MATCH SCORE
2014	HOME	L	0-3
2014	AWAY	L	1-3
2015	AWAY	L	0-3
2016	HOME	W	3-1
2016	AWAY	L	2-3
2017	HOME	W	3-2
2018	AWAY	L	1-3
2018	HOME	L	0-3
2019	HOME	L	1-3
2019	AWAY	W	3-0

Janek has a slight edge offensively with eight kills and seven service aces. Slusser has added 12 aces from the service line.

» Defensively, Alabama leads the SEC with 801 total team digs. Dru Kuck leads the league with 251 total digs. Her 4.74 digs per set average is good for second in the SEC. Emily Janek is second on the team in digs with 118 this season.

» At the net, Alabama has totaled 114.5 blocks, the fifth most in the league. Sarah Swanson lead the team with 44.0 total team blocks. Swanson ranks 11th in the league with 1.07 blocks per set.

A WIN OVER ALABAMA...

» Would snap Auburn's two-match losing skid.
 » Would be Auburn's first home win against Alabama since 2017.
 » Mark the first time Auburn has picked up back-to-back wins over Alabama since 2011-2012.

AUBURN-ALABAMA SERIES

» Alabama leads the all-time series, 49-33. The two teams are meeting for the first time since the 2019 regular-season finale when Auburn swept the Tide in Tuscaloosa. The win was Auburn's last in SEC play.
 » Alabama holds a 19-15 advantage in games played in Auburn with the Tigers' last win in Auburn Arena coming in 2017. The Crimson Tide holds a 7-3 advantage in the last 10 meetings.

CAN YOU DIG IT?

» Behind a career performance at the Auburn Invitational, Bella Rosenthal was selected as the SEC's Defensive Player of the Week for the second consecutive week. She is the first Tiger in program history to win the award in back-to-back weeks. She is also the first Tiger to win the award multiple times in a season since Camila Jersonsky in 2012.
 » Rosenthal has paced the Tigers this season, recording at least 10 digs in 11 of Auburn's 12 matches to being the season. She has chipped in at least 20 digs in four matches for the Tigers. Rosenthal set a career high with 31 digs. She is the first Tiger to record at least 30 digs in a match since Payton White versus Butler on Aug. 31, 2019. Her 31 digs tied for the eighth most individual digs recorded by a Tiger in a single match.

» She currently leads the SEC with a 5.11 digs/set average a mark that is also good for 20th nationally. The mark is currently the second highest recorded by a Tiger in a single season in the 25-point rally scoring era. She also currently ranks second in the league with 225 total digs. She needs 142 digs over the last half of the season to jump on top Auburn's top 10 single-season dig performances in the rally-scoring era.

» With 941 career digs to her credit, Rosenthal is just 59 shy of becoming the 15th Tiger in program history to join the 1,000 digs club. Rosenthal would be the first Tiger to hit the mark since Brenna McIlroy in 2018. She currently ranks 135th among all active Division I players in total digs.

» The Yorktown, Ind., native stands fourth in program history with a 3.42 career digs/set mark.

BREAK OUT THE BROOMS: TIGERS OPEN 2021 WITH ONE OF THE PROGRAM'S BEST STARTS

» With six consecutive wins to open the 2021 season, five coming via sweeps, Auburn jumped out to one of the program's best starts in nearly a decade.
 » The Tigers opened the season with 17 consecutive set victories before dropping its first set of the season. Auburn tied the program record for most sweeps to begin a season with five. The record was first set by the 1974 squad.
 » Auburn's 6-0 start is the best for the Tigers since the 2012 team began the season 8-0. Auburn has recorded eight victories through its first 12 matches of the season. It is the most wins by the Tigers since the 2018 team closed the year with 12.

FEEL THE RATH

» Rebekah Rath has made a statement in the early matches of debut season as a Tiger and put the league on notice that she is an offensive powerhouse that should be on everyone's radar.
 » Rath has recorded at least 10 kills in 10 of Auburn's first 12 matches. In Auburn's five-set thriller versus Santa Clara, Rath led the team with 24 kills to become the first Tiger to record at least 20 kills in a match since Tatum Shipes in 2018. Rath also chipped in 24 kills in Auburn's five-set contest at Alabama State on Sept. 26.
 » Rath's offensive presence has been recognized by the league as she was named SEC Offensive Player of the

PLAYER TO WATCH: TATUM SHIPES

» Making the move to middle blocker has been an easy transition to Tatum Shipes. Shipes enters the weekend leading the SEC and ranking 11th among all NCAA Division I athletes with a 1.44 blocks/set average.



Week on Sept. 7. The Altamonte Springs, Fla., native is the first Auburn Tiger to be named SEC Offensive Player of the Week since Brenna McIlroy won the award on Oct. 30, 2017.

» Her efforts have also won her all-tournament team honors at both the War Eagle Invitational and the Auburn Invitational.

» Rath currently ranks second in the SEC in attacks per set (11.75), kills per set (4.27), total points (219.0), points per set (4.98), total attacks (517) and total kills (188).

» Rath's 4.27 kills per set average is currently the highest by a Tiger in single-season history in the 25-point rally scoring era. Zeroing in on Auburn's top 10 single-season kill performances in the rally-scoring era, Rath needs 137 kills over the last half of the season to add her name to the list.

BLOCK PARTY

» Play at the net has been key in Auburn's hot start to the season. Auburn totaled 113.5 blocks in its first 12 matches of the season. The Tigers currently rank fourth in the SEC with a 2.58 blocks/set average.

» The Tigers have been able to hold opponents to a minuscule .126 hitting percentage this season with its improved defense. The mark leads the SEC and is the eighth lowest opponent hitting percentage in Division I.

» Making the move to middle block to begin her senior season, Tatum Shipes has shined in the position and has shattered her career high for blocks in a single game with 9.0 versus Nicholls on September 17, 2021.

» With 59.0 total blocks already to her credit, Shipes leads the SEC and ranks 11th overall in the nation with a 1.44 blocks/set average. Her 59.0 total blocks also leads the conference.

» Shipes's blocks per set average of 1.44 is currently the highest ever recorded by a Tiger in a single-season during the 25-point rally scoring era.

AUBURN PICKED 13th IN PRESEASON POLL

» Auburn was selected to finish 13th in the Southeastern Conference in the annual preseason coaches' poll. The Tigers earned 12 points from the league's coaches.

» Reigning national champion Kentucky (139 pts.) edged out Florida (138 pts) by one point as the favorite to win the SEC Championship. Kentucky secured seven first-place votes. Florida finished with six.

» LSU was tabbed to finished third, while Tennessee and Arkansas rounded out the top five.

TIGER TRACKS

» Air Green! Val Green set Takawanda High School's high jump record. She's also a second generation collegiate volleyball athlete. Her mother, Paula, played at Miami-Ohio.

» Tatum Shipes holds a wealth of athletic talent in her family's history. Her mother, Laurel, played basketball at Kentucky. Her father lettered in basketball at The Master's University. Her brother, T.J., was a member of Georgia State's basketball team. Her grandfather, Don Hudgens, and great grandparents, Ira and Opal, all played collegiate basketball.

» Jackie Barrett is the daughter of Martin J. Barrett, a former football star at the University of Buffalo. Martin was a two-time AP All-American and set 14 career UB records as a quarterback. He was inducted into Buffalo's Hall of Fame in 1989.

» Full Circle Moment: Liz Reich was originally recruited to Portland and competed her freshman season under Brent Crouch.

» Audrey Douglas is fluent in American Sign Language.

» Jordan Sinness is not the first member of her family to play collegiate sports in the state of Alabama. Her older sister, Jade, plays softball at Troy University.

» Associate head coach Alex Dunphy is the daughter of Volleyball Hall of Famer and American Volleyball Coaches Association Hall of Famer, Marv Dunphy. Dunphy has led Pepperdine to five NCAA Men's Division I Championships. Marv was an assistant coach for Team USA Women's Volleyball at the 2020 Tokyo Olympics, helping the squad to a gold medal.

HEAD COACH BRENT CROUCH

QUICK FACTS

College ___ Texas A&M ('98, '00)
 ___ Oregon ('06)
 Wife ___ Marcy
 Sons ___ Jonathan and William

COACHING RECORD


Head Coaching Career ___ 8th Season
 Career Record ___ 103-103
 NCAA Appearances ___ 2

COACHING CAPSULE

2020-Pt. Auburn 8-12
 2018-19 Southern California 40-25
 2014-17 Portland 55-66

YEAR-BY-YEAR RESULTS

2021	Auburn	8-4
2020	Auburn	0-8
2019	USC	18-14
2018	USC	22-11
2017	Portland	15-15
2016	Portland	17-13
2015	Portland	16-15
2014	Portland	7-23



Brent Crouch enters his second season as the head coach of the Auburn volleyball team after guiding the program through the challenges of the COVID-19 pandemic during his first season on The Plains.

Crouch made his Auburn coaching debut against No. 4 Florida on Oct. 21, 2020, to open the shortened fall volleyball schedule. Crouch led the Tigers on the court for eight total matches.

The fall season was highlighted by Auburn setting the program record for blocks in a four-set match as the Tigers recorded 17 at South Carolina on Oct. 29, 2020. The previous mark of 14 was set on Nov. 9, 2014 against Tennessee. The total tied for the second-most blocks in a match in Auburn program history as was the most by the Tigers since 2009.

Due to injuries and opt-out, the Tigers were unable to compete in the spring portion of the amended 2020-21 schedule.

Crouch previously served as the head coach at the University of Southern California. In two seasons at USC, Crouch led the program to consecutive NCAA second round appearances, including a second-place finish in the Pac-12, and a No. 21 ranking in the season's final AVCA poll in his first season on campus in 2018. This past season, the Trojans were 18-14, while outside hitter Kholia Lanier became the fifth player in Pac-12 history to record 2,000 kills and 1,000 digs in career.

Under Crouch in 2018, the Trojans finished 22-11 overall with a 13-7 record in Pac-12 matches. USC played one of the toughest schedules in the nation and faced 18 ranked opponents in the regular season and were awarded the No. 11 overall seed in the NCAA Tournament. Setter Raquel Lázaro was named the Pac-12 Freshman of the Year and outside hitter Brooke Borikin was chosen for second-team AVCA All-America honors. Lázaro and Lanier were each tabbed for All-America honorable mention.

Under Crouch's tutelage, outside hitter Emilia Weske was tabbed to the Pac-12's All-Freshman Team while middle blocker Jasmine Gross added All-Pac 12 honors.

Prior to arriving at Troy, Crouch was the 2016 West Coast Conference Coach of the Year. He inherited a winless Portland program and within two seasons guided the Pilots to their winningest season in 25 years. Crouch first took over at Portland in 2014 after the Pilots went 0-27 the previous season. After going 7-23 in his debut season, he guided the Pilots to a 16-15 mark in 2015 (its most victories since 1991) and then improved upon that in 2016 with a 17-13 mark. His 2017 team, which was hampered by injuries, was 15-15, with five losses coming in five-set matches. His overall four-year record at Portland was 55-66.

The 48 victories in his final three years was Portland's best three-season total since 1984-86. The Pilots' 10-8 third place WCC finish in 2016 was its most league wins since 1985 and highest conference finish since 1989. He led Portland to the program's first-ever victories over Top 10, Top 15, and Top 25 opponents. Crouch coached three All-WCC first team players and a WCC All-Freshman team pick, along with three WCC All-Academic first teamers. He also helped establish beach volleyball as a varsity sport at Portland in 2016.

Crouch arrived at Portland after four seasons (2010-13) at Saint Mary's College, where he was an assistant with the indoor program and head coach of the beach team.

During his time at SMC, the Goels' indoor team went 73-40 overall, finished in the top three in the WCC standings each season by winning 73.4 percent of its league matches (47-17) and earned a berth into the NCAA Tournament in 2012, advancing to the second round. Besides being involved in the team's offense and defense, recruiting, scouting, practice planning, statistical and video analysis and scheduling, he provided academic support, as he mentored several WCC All-Academic honorees and helped the team to the athletic department's highest grade point average, an NCAA Public Recognition Award, and an AVCA academic award.

Crouch also coached the inaugural Saint Mary's beach team in 2013, guiding the Goels to an 8-2 record, the best mark among all Northern California teams, as well as a No. 9 national ranking and a bid to the AVCA national championship for the program's top pairs team.

2020-21 AUBURN VOLLEYBALL ROSTER

No.	Name	Year	Pos.	Ht.	Hometown (High School/Previous School)
4	Fallan Lanham	Fr.	DS/L	5-8	Louisville, Ky. (Mercy Academy)
5	Audrey Douglas	So.	OH/OPP	6-4	Winter Park, Fla. (Hagerty)
6	Bella Rosenthal	Sr.	DS/L	5-5	Yorktown, Ind. (Yorktown)
7	Rebekah Rath	Jr.	OH	6-0	Altamonte Springs, Fla. (Oviedo/Maryland)
8	Liz Reich	Gr.	OPP	6-1	Colorado Springs, Colo. (Lewis-Palmer/Portland)
10	Jackie Barrett	So.	S	6-1	Highland, Calif. (Citrus Valley)
11	Jordan Sinness	Fr.	S	5-9	Sebring, Fla. (Sebring)
15	Kate Curtis	Fr.	DS/L	5-6	Anderson, S.C. (T.L. Hanna)
16	Val Green	Sr.	OH	6-2	Oxford, Ohio (Talawanda)
17	Cassidy Tanton	Fr.	OH	6-0	Stoneville, N.C. (Dalton McMichael)
19	Elif Su Yavuz	Sr.	MB	6-3	Ankara, Turkey (Gazi University)
21	Tatum Shipes	Sr.	OH	6-4	Buford, Ga. (Buford)

HEAD COACH | BRENT CROUCH (SECOND SEASON)

ASSOCIATE HEAD COACH/RECRUITING COORDINATOR | ALEX DUNPHY (SECOND SEASON)

ASSISTANT COACH | RICK MOLLER (SECOND AS ASSISTANT COACH/THIRD SEASON OVERALL)

DIRECTOR OF VOLLEYBALL OPERATIONS/TECHNICAL COORDINATOR | MADI WILKERSON (SECOND SEASON)

Crouch also has coaching experience with the USA Volleyball program, including working with U.S. Women's National Team head coach Karch Kiraly, being an assistant with the U.S. Collegiate National Team that captured a gold medal at the 2016 U22 Global Challenge and serving as both an indoor and beach coach in the USA Volleyball High Performance program.

Crouch played for Texas A&M's club team from 1993 to 1997. He earned his bachelor's degree in history in 1998 and his master's in philosophy in 2000, both from Texas A&M, then a doctorate in philosophy from Oregon in 2006.

He competed on the beach from 2005 to 2007 in AVP and CBVA events and placed second at the 2005 California Cup state championship.

He has held various teaching positions in philosophy at Oregon, San Diego City College, and Saint Mary's College since 2000.

Crouch and his wife Marcy have two sons, Jonathan and William.

INSIDE THE NUMBERS



CATEGORY	AUBURN	TENNESSEE
Kills	545	664
Per Set	12.4	12.5
Errors	173	287
Total Attacks	1543	1875
Hitting Pct.	.241	.201
Assists	478	603
Per Set	10.9	11.4
Service Aces	50	85
Per Set	1.1	1.6
Service Errors	72	81
Reception Errors	49	67
Per Set	1.1	1.3
Digs	706	801
Per Set	16.0	15.1
Solo Blocks	25	31
Block Assists	177	167
Total Blocks	113.5	114.5
Per Set	2.6	2.2

2021 AUBURN INDIVIDUAL MATCH HIGHS (BY SET)

THREE SETS

HITTING PERCENTAGE (MIN. 12 KILLS) _____ .500, Liz Reich vs. Jackson State (August 28, 2021)
 KILLS _____ 16 (3x), last Rebekah Rath vs. Southeastern Louisiana (September 3, 2021)
 TOTAL ATTEMPTS _____ 43, Rebekah Rath at #20 Tennessee (September 30, 2021)
 ASSISTS _____ 30, Jackie Barrett vs. North Alabama (September 9, 2021)
 DIGS _____ 25, Bella Rosenthal vs. North Alabama (September 9, 2021)
 ACES _____ 2 (4x), last Bella Rosenthal vs. Belmont (September 18, 2021)
 BLOCKS _____ 8 (2x), last Tatum Shipes vs. Southeastern Louisiana (September 3, 2021)

FOUR SETS

HITTING PERCENTAGE (MIN. 12 KILLS) _____ .288, Rebekah Rath vs. Ole Miss (September 22, 2021)
 KILLS _____ 19, Rebekah Rath vs. Ole Miss (September 22, 2021)
 TOTAL ATTEMPTS _____ 57, Rebekah Rath vs. Nicholls (September 17, 2021)
 ASSISTS _____ 40, Jackie Barrett vs. Nicholls (September 17, 2021)
 DIGS _____ 31, Bella Rosenthal vs. Nicholls (September 17, 2021)
 ACES _____ 3, Jackie Barrett vs. Nicholls (September 17, 2021)
 BLOCKS _____ 9.0, Tatum Shipes vs. Nicholls (September 17, 2021)

FIVE SETS

HITTING PERCENTAGE (MIN. 12 KILLS) _____ .378, Liz Reich vs. Florida A&M (September 17, 2021)
 KILLS _____ 24 (2x), last, Rebekah Rath at Alabama State (September 26, 2021)
 TOTAL ATTEMPTS _____ 60, Rebekah Rath at Alabama State (September 26, 2021)
 ASSISTS _____ 48, Jackie Barrett vs. Florida A&M (September 17, 2021)
 DIGS _____ 27, Bella Rosenthal at Alabama State (September 26, 2021)
 ACES _____ 2 (5x), last Rebekah Rath & Jordan Sinness at Alabama State (September 26, 2021)
 BLOCKS _____ 5 (2x), Tatum Shipes/Jackie Barrett vs. Santa Clara (September 12, 2021)

2021 AUBURN TEAM MATCH HIGHS (BY SET)

THREE SETS

HITTING PERCENTAGE _____ .457, vs. Jackson State (August 28, 2021)
 KILLS _____ 42 (2x), last vs. Cal State Fullerton (September 2, 2021)
 TOTAL ATTEMPTS _____ 122, vs. Cal State Fullerton (September 2, 2021)
 ASSISTS _____ 37, vs. Cal State Fullerton (September 2, 2021)
 DIGS _____ 53 (2x), vs. North Alabama (September 9, 2021)
 ACES _____ 6 (3x), last vs. Belmont (September 18, 2021)
 BLOCKS _____ 14.0, vs. Jackson State (August 28, 2021)

FOUR SETS

HITTING PERCENTAGE _____ .196, vs. Ole Miss (September 22, 2021)
 KILLS _____ 51, vs. Nicholls (September 17, 2021)
 TOTAL ATTEMPTS _____ 175, vs. Nicholls (September 17, 2021)
 ASSISTS _____ 47, vs. Ole Miss (September 22, 2021)
 DIGS _____ 105, vs. Nicholls (September 17, 2021)
 ACES _____ 4 (2x), vs. Ole Miss (September 22, 2021)
 BLOCKS _____ 13.5, vs. Nicholls (September 17, 2021)

FIVE SETS

HITTING PERCENTAGE _____ .260, vs. Santa Clara (September 12, 2021)
 KILLS _____ 69, vs. Florida A&M (September 17, 2021)
 TOTAL ATTEMPTS _____ 188, vs. Florida A&M (September 17, 2021)
 ASSISTS _____ 63, vs. Florida A&M (September 17, 2021)
 DIGS _____ 72, vs. Santa Clara (September 12, 2021)
 ACES _____ 6, vs. Florida A&M (September 17, 2021)
 BLOCKS _____ 11.5, vs. Florida A&M (September 17, 2021)

THE LAST TIME AUBURN...

Won in three sets _____ Sept. 18, 2021 vs. Belmont (25-8, 25-12, 25-12)
Won in four sets _____ Sept. 17, 2021 vs. Nicholls (25-8, 25-15, 26-28, 25-15)
Won in five sets _____ Sept. 12, 2021 vs. Santa Clara (25-24, 26-24, 23-25, 20-25, 15-12)
Lost in three sets _____ Sept. 29, 2021 at #20 Tennessee (16-25, 21-25, 14-25)
Lost in four sets _____ Sept. 22, 2021 vs. Ole Miss (25-20, 19-25, 19-25, 18-25)
Lost in five sets _____ Sept. 27, 2021 at Alabama State (20-25, 25-13, 25-15, 24-26, 14-16)
Lost first set in a win _____ Sept. 8, 2019 vs. George Washington (21-25, 25-13, 25-22, 25-13)
Won first set in a loss _____ Sept. 22, 2021 vs. Ole Miss (25-20, 19-25, 19-25, 18-25)
Lost first two sets in a win _____ Sept. 11, 2018 at Kennesaw State (23-25, 20-25, 28-26, 26-24, 15-9)
Won first two sets in a loss _____ Sept. 26, 2018 at Mississippi State (25-21, 25-12, 22-25, 23-25, 13-15)
Beat a ranked opponent _____ Sept. 2, 2017 vs. #16 North Carolina (25-23, 25-22, 25-27, 25-21)
Hit .300-.399 in a match _____ Sept. 18, 2021 vs. Belmont (.345)
Hit .400-.499 in a match _____ Aug. 28, 2021 vs. Jackson State (.457)
Hit .500 or better in a match _____ Oct. 18, 1998 at Ole Miss (.514)
Held opponent to .000-.100 in a match _____ Sept. 17, 2021 vs. Nicholls (.000)
Held opponent to a negative hitting percentage _____ Sept. 18, 2014 vs. Belmont (-.093)
Had 70-79 kills in a match _____ Oct. 26, 2018 vs. Ole Miss (77)
Had 80+ kills in a match _____ Sept. 17, 2006 at Georgia (84)
Had 80-99 digs in a match _____ Sept. 27, 2019 at Tennessee (80)
Had 100+ digs in a match _____ Sept. 17, 2021 vs. Nicholls (105)
Had 15+ blocks in a match _____ Oct. 29, 2020 at South Carolina (17.0)
Had 10+ service aces in a match _____ Sept. 15, 2019 at TCU (11)
Had a player(s) with 20-24 kills in a match _____ Sept. 27, 2021, Rebekah Rath at Alabama State (24)
Had a player(s) with 25-29 kills in a match _____ Sept. 13, 2014, Macy Reece vs. USF (25)
Had a player(s) with 30+ kills in a match _____ Oct. 8, 2004, Ashlee Johns vs. Arkansas (30)
Had a player(s) with 10+ blocks in a match _____ Nov. 23, 2016, Breanna Barksdale at #9 Florida (11)
Had a player(s) with 25-29 digs in a match _____ Sept. 26, 2021, Bella Rosenthal at Alabama State (27)
Had a player(s) with 30+ digs in a match _____ Sept. 17, 2021, Bella Rosenthal vs. Nicholls (31)
Had a player(s) with 50+ assists in a match _____ Aug. 31, 2019, Marissa Hines (50)
Had a player(s) with 60+ assists in a match _____ Oct. 28, 2018, Mica Allison vs. Ole Miss (61)
Had a player(s) with 5+ aces in a match _____ Oct. 19, 2018, Brenna McIlroy at Missouri (6)

AUBURN DOUBLE-DOUBLES IN 2021

PLAYER	OPPONENT (SETS)	DATE	STATS
Jackie Barrett (7)	vs. Tennessee Tech (3)	August 27	25 assists, 12 digs
	vs. Santa Clara (5)	September 12	44 assists, 11 digs
	vs. Florida A&M (5)	September 17	48 assists, 15 digs
	vs. Nicholls (4)	September 17	40 assists, 28 digs
	vs. Belmont (3)	September 18	24 assists, 19 digs
	vs. Ole Miss (4)	September 22	34 assists, 12 digs
Rebekah Rath (3)	at #20 Tennessee (3)	September 29	18 assists, 12 digs
	vs. Cal State Fullerton (3)	September 2	16 kills, 10 digs
	vs. Santa Clara (5)	September 12	24 kills, 10 digs
	at Alabama State (5)	September 26	24 kills, 13 digs

AUBURN'S 2021 RECORD WHEN...

OVERALL	8-4
SEC	0-2
NON-CONFERENCE	8-2
RANKED OPPONENTS	0-1
HOME	8-2
AWAY	0-2
NEUTRAL	0-0
BY SETS	
THREE SETS	6-1
FOUR SETS	1-1
FIVE SETS	1-2
WON FIRST SET	8-2
LOST FIRST SET	0-2
WON SECOND SET	8-1
LOST SECOND SET	0-3
WON FIRST TWO SETS	8-0
LOST FIRST TWO SETS	0-1
SITUATIONAL	
MORE KILLS THAN OPPONENT	6-1
FEWER KILLS THAN OPPONENT	2-3
KILLS ARE TIED	0-0
MORE DIGS THAN OPPONENT	6-0
FEWER DIGS THAN OPPONENT	2-4
DIGS ARE TIED	0-0
MORE ACES THAN OPPONENT	5-1
FEWER ACES THAN OPPONENT	2-3
ACES ARE TIED	1-0
HIGHER HITTING PERCENTAGE THAN OPPONENT	8-1
LOWER HITTING PERCENTAGE THAN OPPONENT	0-3
HITTING PERCENTAGE TIED	0-0
HITTING PERCENTAGE	
.400 OR ABOVE	1-0
.300-.399	2-0
.200-.299	4-2
.100-.199	1-1
.000-.099	0-1
NEGATIVE	0-0
OPPONENTS' HITTING PERCENTAGE	
.400 OR ABOVE	0-0
.300-.399	0-0
.200-.299	1-3
.100-.199	1-1
.000-.099	5-0
NEGATIVE	1-0
BY DAY	
MONDAY	0-0
TUESDAY	0-0
WEDNESDAY	0-2
THURSDAY	2-0
FRIDAY	3-1
SATURDAY	2-0
SUNDAY	1-1
DAY MATCHES (FIRST SERVE BEFORE 6 P.M.)	2-2
NIGHT MATCHES (FIRST SERVE AFTER 6 P.M.)	6-2
BY MONTH	
AUGUST	2-0
SEPTEMBER	6-4
OCTOBER	0-0
NOVEMBER	0-0
JERSEY COLOR	
NAVY	2-1
NAVY w/ORANGE SLEEVE	1-1
ORANGE	3-2
ORANGE w/NAVY SLEEVE	2-0
PINK	0-0

2021 AUBURN MATCH-BY-MATCH STARTERS

DATE	OPPONENT	RESULT	OUTSIDE	MIDDLE	RIGHT SIDE	OUTSIDE/DS	MIDDLE	LIBERO	SETTER
8/28	TENNESSEE TECH	W, 3-0	Rath	Shipes	Reich	Lanham (DS)	Yavuz	Rosenthal	Barrett
8/28	JACKSON STATE	W, 3-0	Rath	Shipes	Reich	Green (OH)	Yavuz	Rosenthal	Barrett
9/2	CAL STATE FULLERTON	W, 3-0	Rath	Shipes	Reich	Green (OH)	Yavuz	Rosenthal	Barrett
9/3	SOUTHEASTERN LOUISIANA	W, 3-0	Rath	Shipes	Reich	Green (OH)	Yavuz	Rosenthal	Barrett
9/9	NORTH ALABAMA	W, 3-0	Rath	Shipes	Reich	Green (OH)	Yavuz	Rosenthal	Barrett
9/12	SANTA CLARA	W, 3-2	Rath	Shipes	Reich	Green (OH)	Yavuz	Rosenthal	Barrett
9/17	FLORIDA A&M	L, 2-3	Rath	Shipes	Reich	Green (OH)	Yavuz	Rosenthal	Barrett
9/17	NICHOLLS	W, 3-1	Rath	Shipes	Reich	Green (OH)	Yavuz	Rosenthal	Barrett
9/18	BELMONT	W, 3-0	Rath	Shipes	Reich	Green (OH)	Yavuz	Rosenthal	Barrett
9/22	OLE MISS	L, 1-3	Rath	Shipes	Reich	Green (OH)	Yavuz	Rosenthal	Barrett
9/26	at Alabama State	L, 2-3	Rath	Shipes	Reich	Lanham (DS)	Yavuz	Rosenthal	Barrett
9/29	at Tennessee	L, 0-3	Rath	Shipes	Reich	Lanham (DS)	Yavuz	Rosenthal	Barrett
10/2	ALABAMA								
10/3	ALABAMA								
10/9	at Arkansas								
10/10	at Arkansas								
10/16	MISSOURI								
10/17	MISSOURI								
10/22	at Georgia								
10/23	at Georgia								
10/29	LSU								
11/4	at Texas A&M								
11/5	at Texas A&M								
11/10	SOUTH CAROLINA								
11/17	at Florida								
11/20	KENTUCKY								
11/21	KENTUCKY								
11/26	at Mississippi State								

2021 AUBURN MATCH-BY-MATCH LEADERS

DATE	OPPONENT	RESULT	KILLS	ASSISTS	ACES	DIGS	BLOCKS	HIT PCT. (MIN 10 ATT.)
8/28	TENNESSEE TECH	W, 3-0	Rath (13)	Barrett (25)	Barrett/Rath/Curtis (1)	Rosenthal (17)	Shipes (7)	Shipes (.462)
8/28	JACKSON STATE	W, 3-0	Rath (16)	Barrett (27)	Barrett/Rath (2)	Rosenthal (14)	Yavuz (8)	Reich (.500)
9/2	CAL STATE FULLERTON	W, 3-0	Rath (16)	Barrett/Sinness (16)	Rath (1)	Rosenthal (17)	Shipes (3)	Reich (.409)
9/3	SOUTHEASTERN LOUISIANA	W, 3-0	Rath (16)	Barrett (28)	Barrett (2)	Rosenthal (16)	Shipes (8)	Reich (.458)
9/9	NORTH ALABAMA	W, 3-0	Green (12)	Barrett (30)	Barrett/Green/Rath (1)	Rosenthal (25)	Barrett (4)	Green (.375)
9/12	SANTA CLARA	W, 3-2	Rath (24)	Barrett (44)	Barrett/Sinness (2)	Rosenthal (20)	Shipes/Barrett (5)	Shipes (.357)
9/17	FLORIDA A&M	L, 2-3	Green (19)	Barrett (48)	Barrett (2)	Rosenthal (20)	Douglas/Barrett/Yavuz (4)	Yavuz (.571)
9/17	NICHOLLS	W, 3-1	Rath (18)	Barrett (40)	Barrett (3)	Rosenthal (28)	Shipes (9)	Rath (.211)
9/18	BELMONT	W, 3-0	Rath (14)	Barrett (24)	Rosenthal (2)	Rosenthal/Barrett (19)	Shipes (7)	Rath (.429)
9/22	OLE MISS	L, 1-3	Rath (19)	Barrett (34)	Green (2)	Rosenthal (13)	Shipes/Yavuz (3)	Rath (.288)
9/26	at Alabama State	L, 2-3	Rath (24)	Barrett (36)	Rath/Sinness (2)	Rosenthal (27)	Rath (4)	Shipes (.400)
9/29	at Tennessee	L, 0-3	Rath (9)	Barrett (18)	Lanham (1)	Barrett (12)	Shipes (6)	Reich (.217)
10/2	ALABAMA							
10/3	ALABAMA							
10/9	at Arkansas							
10/10	at Arkansas							
10/16	MISSOURI							
10/17	MISSOURI							
10/22	at Georgia							
10/23	at Georgia							
10/29	LSU							
11/4	at Texas A&M							
11/5	at Texas A&M							
11/10	SOUTH CAROLINA							
11/17	at Florida							
11/20	KENTUCKY							
11/21	KENTUCKY							
11/26	at Mississippi State							

2021 OVERALL STATISTICS

Overall: 8-4 • SEC: 0-2 • Home: 8-2 • Away: 0-2 • Neutral: 0-0

#	PLAYER	SP	K	K/S	E	TA	Pct	A	A/S	SA	SE	SA/S	RE	DIG	DIG/S	BS	BA	BLK	BLK/S	BE	BHE	PTS	PT/S
7	Rath, Rebekah	44	188	4.27	59	517	.250	7	0.16	11	28	0.25	11	82	1.86	7	26	33.0	0.75	1	0	219.0	4.98
8	Reich, Liz	44	140	3.18	35	351	.299	3	0.07	0	1	0.00	0	22	0.50	0	26	26.0	0.59	0	0	153.0	3.48
16	Green, Val	44	98	2.23	39	341	.173	2	0.05	6	8	0.14	2	39	0.89	2	12	14.0	0.32	1	0	112.0	2.55
21	Shipes, Tatum	41	56	1.37	19	134	.276	3	0.07	1	3	0.02	0	16	0.39	12	47	59.0	1.44	2	2	92.5	2.26
19	Yavuz, Elif	44	31	0.70	6	60	.417	0	0.00	0	0	0.00	1	7	0.16	3	35	38.0	0.86	4	0	51.5	1.17
10	Barrett, Jackie	44	24	0.55	6	76	.237	370	8.41	15	11	0.34	0	140	3.18	1	26	27.0	0.61	4	1	53.0	1.20
5	Douglas, Audrey	5	4	0.80	3	12	.083	0	0.00	0	0	0.00	0	0	0.00	0	4	4.0	0.80	0	0	6.0	1.20
4	Lanham, Fallan	44	3	0.07	5	37	-.054	6	0.14	1	1	0.02	6	85	1.93	0	0	0.0	0.00	0	0	4.0	0.09
11	Sinness, Jordan	34	1	0.03	1	2	.000	17	0.50	5	3	0.15	0	16	0.47	0	1	1.0	0.03	0	1	6.5	0.19
6	Rosenthal, Bella	44	0	0.00	0	10	.000	60	1.36	7	11	0.16	11	225	5.11	0	0	0.0	0.00	0	0	7.0	0.16
15	Curtis, Kate	44	0	0.00	0	3	.000	10	0.23	4	6	0.09	7	74	1.68	0	0	0.0	0.00	0	0	4.0	0.09
17	Tanton, Cassidy	1	0	0.00	0	0	.000	0	0.00	0	0	0.00	0	0	0.00	0	0	0.0	0.00	0	0	0.0	0.00
TEAM													11										
AUBURN		44	545	12.39	173	1543	.241	478	10.86	50	73	1.14	49	706	16.05	25	177	113.5	2.58	12	4	708.5	16.10
OPPONENTS		44	507	11.52	299	1656	.126	468	10.64	49	87	1.11	50	721	16.39	24	60	54.0	1.23	22	8	610.0	13.86

2021 CONFERENCE ONLY STATISTICS

SEC: 0-2 • Home: 0-2 • Away: 0-0

#	PLAYER	SP	K	K/S	E	TA	Pct	A	A/S	SA	SE	SA/S	RE	DIG	DIG/S	BS	BA	BLK	BLK/S	BE	BHE	PTS	PT/S
7	Rath, Rebekah	7	28	4.00	11	95	.179	2	0.29	0	5	0.00	1	16	2.29	0	3	3.0	0.43	0	0	29.5	4.21
8	Reich, Liz	7	18	2.57	8	69	.145	0	0.00	0	0	0.00	0	5	0.71	0	4	4.0	0.57	0	0	20.0	2.86
16	Green, Val	7	15	2.14	9	54	.111	1	0.14	2	1	0.29	0	6	0.86	0	2	2.0	0.29	0	0	18.0	2.57
21	Shipes, Tatum	7	6	0.86	4	20	.100	0	0.00	0	0	0.00	0	4	0.57	4	5	9.0	1.29	0	1	12.5	1.79
19	Yavuz, Elif	7	3	0.43	1	8	.250	0	0.00	0	0	0.00	1	0	0.00	1	6	7.0	1.00	1	0	7.0	1.00
10	Barrett, Jackie	7	2	0.29	1	8	.125	52	7.43	1	5	0.14	0	24	3.43	1	4	4.0	0.57	0	0	5.5	0.79
4	Lanham, Fallan	7	1	0.14	2	5	-.200	0	0.00	1	0	0.14	0	14	2.00	0	0	0.0	0.00	0	0	2.0	0.29
6	Rosenthal, Bella	7	0	0.00	0	0	.000	12	1.71	1	2	0.14	4	19	2.71	0	0	0.0	0.00	0	0	1.0	0.14
11	Sinness, Jordan	7	0	0.00	0	0	.000	0	0.00	0	0	0.00	0	4	0.57	0	0	0.0	0.00	0	0	0.0	0.00
15	Curtis, Kate	7	0	0.00	0	0	.000	3	0.43	0	2	0.00	1	13	1.86	0	0	0.0	0.00	0	0	0.0	0.00
TEAM													2										
AUBURN		4	49	12.25	19	153	.196	47	11.75	4	7	1.00	7	61	15.25	4	6	7.0	1.75	1	0	60.0	15.00
OPPONENTS		4	58	14.50	23	154	.277	55	13.75	7	3	1.75	4	73	18.25	3	10	8.0	2.000	1	1	73.0	18.25

2021 STATISTICAL LEADERS

KILLS (PER SET)

Rebekah Rath	188 (4.27)
Liz Reich	140 (3.18)
Val Green	98 (2.23)
Tatum Shipes	56 (1.37)
Elif Yavuz	31 (0.70)

TOTAL ATTACKS

Rebekah Rath	517
Liz Reich	351
Val Green	341
Tatum Shipes	134
Jackie Barrett	76

HITTING PERCENTAGE (MIN. 130 ATT.)

Liz Reich	.299
Tatum Shipes	.276
Rebekah Rath	.250
Val Green	.173

ASSISTS (PER SET)

Jackie Barrett	370 (8.41)
Bella Rosenthal	60 (1.36)
Jordan Sinness	17 (0.50)
Kate Curtis	10 (0.23)
Rebekah Rath	7 (0.16)

ACES (PER SET)

Jackie Barrett	15 (0.34)
Rebekah Rath	11 (0.25)
Bella Rosenthal	7 (0.16)
Val Green	6 (0.14)
Jordan Sinness	5 (0.15)

DIGS (PER SET)

Bella Rosenthal	225 (5.11)
Jackie Barrett	140 (3.18)
Fallan Lanham	85 (1.93)
Rebekah Rath	82 (1.86)
Kate Curtis	74 (1.68)

BLOCK | SOLOS

Tatum Shipes	12
Rebekah Rath	7
Elif Yavuz	3
Val Green	2
Jackie Barrett	1

BLOCK | ASSISTS

Tatum Shipes	47
Elif Yavuz	35
Jackie Barrett	26
Liz Reich	26
Rebekah Rath	26

TOTAL BLOCKS (PER SET)

Tatum Shipes	59 (1.44)
Elif Yavuz	38 (0.86)
Rebekah Rath	33 (0.75)
Jackie Barrett	27 (0.61)
Liz Reich	26 (0.59)

AUBURN VOLLEYBALL SINGLE-SEASON INDIVIDUAL RECORDS (25-POINT RALLY SCORING ERA)

OFFENSIVE RECORDS

KILLS

	PLAYER	YEAR	KILLS
1.	Jessica Glover	2008	410
2.	Sarah Bullock	2012	371
3.	Sarah Bullock	2010	354
4.	Brenna McIlroy	2016	351
5.	Kelly Fidero	2011	341
6.	Courtney Crable	2015	333
	Brenna McIlroy	2015	333
8.	Katherine Culwell	2012	330
9.	Katherine Culwell	2013	326
10.	Morgan Johns	2010	325

KILLS PER SET (MIN. 100 KILLS)

	PLAYER	YEAR	AVG.
1.	Rebekah Rath	2021	4.27
2.	Sarah Bullock	2012	3.50
3.	Jessica Glover	2008	3.45
4.	Kelly Fidero	2011	3.22
5.	Liz Reich	2021	3.18
6.	Brenna McIlroy	2016	3.13
	Katherine Culwell	2013	3.13
8.	Katherine Culwell	2012	3.03
	Sarah Bullock	2010	3.03
10.	Brenna McIlroy	2018	3.00
11.	Brenna McIlroy	2017	2.86
12.	Courtney Crable	2015	2.82
	Taylor Rowland	2018	2.82

ATTACK PERCENTAGE (MIN. 250 ATT.)

	PLAYER	YEAR	PCT.
1.	Shaina White	2017	.367
2.	Camila Jersonsky	2012	.356
	Camila Jersonsky	2011	.356
4.	Camila Jersonsky	2010	.354
5.	Camila Jersonsky	2013	.351
6.	Alyssa Davis	2009	.316
7.	Morgan Johns	2010	.305
8.	Liz Reich	2021	.299
9.	Stephanie Campbell	2013	.281
10.	Stephanie Campbell	2015	.280
11.	Stephanie Campbell	2014	.279

ATTACKS

	PLAYER	YEAR	ATTACKS
1.	Brenna McIlroy	2016	1,113
2.	Sarah Bullock	2012	1,090
3.	Courtney Crable	2014	1,062
4.	Brenna McIlroy	2015	1,043
5.	Katherine Culwell	2012	1,033
6.	Sarah Bullock	2010	993
7.	Jessica Glover	2008	988
8.	Katherine Culwell	2013	981
9.	Brenna McIlroy	2017	938
10.	Courtney Crable	2015	935

ASSISTS

	PLAYER	YEAR	ASSISTS
1.	Alexa Filley	(2016)	1,227
2.	Alexa Filley	(2015)	1,226
3.	Alexa Filley	(2014)	1,175
4.	Alexa Filley	(2017)	1,093
5.	Mica Allison	(2018)	1,055
6.	Sara Shanks	(2008)	995
7.	Chelsea Wintzinger	(2011)	791

8.	Christina Solverson	(2010)	740
9.	Chelsea Wintzinger	(2012)	680
10.	Chelsea Wintzinger	(2013)	642

ASSISTS PER SET (MIN. 200 ASSISTS)

	PLAYER	YEAR	AVG.
1.	Alexa Filley	2017	10.72
2.	Alexa Filley	2014	10.22
3.	Alexa Filley	2015	10.13
4.	Mica Allison	2018	10.05
5.	Alexa Filley	2016	9.98
6.	Sara Shanks	2008	8.43
7.	Jackie Barrett	2021	8.41
8.	Marissa Hines	2019	7.51
9.	Chelsea Wintzinger	2011	7.39
10.	Morgan Kull	2019	6.94
11.	Chelsea Wintzinger	2012	6.24

ACES

	PLAYER	YEAR	ACES
1.	Brenna McIlroy	2018	48
2.	Jesse Earl	2016	46
3.	Jesse Earl	2017	42
4.	Jesse Earl	2015	39
5.	Brenna McIlroy	2016	36
6.	Chelsea Wintzinger	2013	35
7.	Courtney Crable	2014	33
8.	Brenna McIlroy	2015	32
9.	Sara Shanks	2008	30
	Alexa Filley	2015	30

ACES PER SET (MIN. 15 ACES)

	PLAYER	YEAR	AVG.
1.	Brenna McIlroy	2018	0.46
2.	Jesse Earl	2017	0.41
3.	Jesse Earl	2016	0.37
4.	Jackie Barrett	2021	0.34
	Chelsea Wintzinger	2013	0.34
6.	Jesse Earl	2015	0.32
	Brenna McIlroy	2016	0.32
8.	Courtney Crable	2014	0.27
9.	Brenna McIlroy	2015	0.26
10.	Alexa Filley	2015	0.25
	Sara Shanks	2008	0.25
	Kelly Stewart	2016	0.25

DEFENSIVE RECORDS

DIGS

	PLAYER	YEAR	DIGS
1.	Jesse Earl	2016	612
2.	Jesse Earl	2017	529
3.	Jesse Earl	2015	516
4.	Sarah Wroblecky	2013	481
5.	Liz Crouch	2010	469
6.	Liz Crouch	2009	453
7.	Alyssa Ivey	2014	434
8.	Sarah Wroblecky	2012	431
9.	Liz Crouch	2008	389
10.	Alexa Filley	2016	367

DIGS PER SET (MIN. 100 DIGS)

	PLAYER	YEAR	AVG.
1.	Jesse Earl	2017	5.19
2.	Bella Rosenthal	2021	5.11
3.	Jesse Earl	2016	4.98
4.	Sarah Wroblecky	2013	4.62

5.	Jesse Earl	2015	4.26
6.	Liz Crouch	2009	4.08
7.	Alyssa Ivey	2014	4.02
8.	Liz Crouch	2010	4.01
9.	Sarah Wroblecky	2012	3.99
10.	Liz Crouch	2008	3.70
11.	Sarah Bullock	2012	3.31

BLOCKS - SOLO

	PLAYER	YEAR	BLOCKS
1.	Katherine Culwell	2012	25
2.	Sarah Bullock	2012	18
	Jessica Glover	2008	18
	Anna Stevenson	2018	18
5.	Kelly Fidero	2011	17
	Sarah Bullock	2011	17
7.	Katherine Culwell	2013	16
	Camila Jersonsky	2013	16
9.	Camila Jersonsky	2011	15
	Jaeden Brown	2019	15

BLOCKS - ASSISTS

	PLAYER	YEAR	BLOCKS
1.	Camila Jersonsky	2012	108
2.	Lauren Mellor	2009	90
3.	Camila Jersonsky	2013	89
4.	Breanna Barksdale	2014	87
5.	Courtney McDonald	2012	84
6.	Breanna Barksdale	2016	83
7.	Breanna Barksdale	2015	82
8.	Anna Stevenson	2018	73
9.	Stephanie Campbell	2014	72
10.	Emily Klitzke	2014	70

TOTAL BLOCKS

	PLAYER	YEAR	BLOCKS
1.	Camila Jersonsky	2012	119
2.	Camila Jersonsky	2013	105
3.	Breanna Barksdale	2014	101
4.	Lauren Mellor	2009	97
	Breanna Barksdale	2016	97
6.	Breanna Barksdale	2015	94
7.	Anna Stevenson	2018	91
8.	Courtney McDonald	2012	89
9.	Stephanie Campbell	2014	86
10.	Emily Klitzke	2014	80

BLOCKS PER SET (MIN. 50 BLOCKS)

	PLAYER	YEAR	BLOCKS
1.	Tatum Shipes	2021	1.44
2.	Anna Stevenson	2018	1.15
3.	Camila Jersonsky	2012	1.09
4.	Camila Jersonsky	2013	1.01
5.	Chloe Rowand	2011	0.97
6.	Breanna Barksdale	2014	0.91
7.	Stephanie Campbell	2015	0.90
8.	Camila Jersonsky	2011	0.89
9.	Lauren Mellor	2009	0.88
10.	Breanna Barksdale	2016	0.84
11.	Shaina White	2019	0.82
	Courtney McDonald	2012	0.82
	Lauren Mellor	2010	0.82

Active student-athletes are listed in **BOLD**.

AUBURN VOLLEYBALL CAREER RECORDS (SIDEOUT + RALLY ERA)

OFFENSIVE RECORDS

KILLS

	PLAYER	YEARS	KILLS
1.	Jaunelle Hamilton	1997-00	1,848
2.	Allyson Beecroft	1993-96	1,727
3.	Brooke McCarley	1997-00	1,704
4.	Gina Thomas	1988-92	1,467
5.	Rachel Shanks	2004-07	1,319
6.	Brenna McIlroy	2015-18	1,288
7.	Sarah Bullock	2009-12	1,272
8.	Bridgitte Sims	1989-91	1,149
9.	Jessica Glover	2005-08	1,137
10.	Rani Whitson	1993-96	1,102

KILLS PER SET (MIN. 500 KILLS)

	PLAYER	YEARS	AVG.
1.	Brooke McCarley	1997-00	4.40
2.	Jaunelle Hamilton	1997-00	4.23
3.	Allyson Beecroft	1993-96	4.00
4.	Ashlee Johns	2003-04	3.82
5.	Terri Duckworth	1987-88	3.63
6.	Jennifer Amobi	2003-05	3.57
7.	Rachel Shanks	2004-07	3.43
8.	Bridgitte Sims	1989-91	3.40
9.	Jessica Glover	2005-08	3.17
10.	Sarah Bullock	2009-12	2.93
	Brenna McIlroy	2015-18	2.93

ATTACK PERCENTAGE (MIN. 1,000 ATT.)

	PLAYER	YEARS	K	E	ATT. PCT.
1.	Camila Jersonsky	2010-13	894	237	1,853 .355
2.	Jaunelle Hamilton	1997-00	1,848	532	3,827 .344
3.	Brooke McCarley	1997-00	1,704	455	3,847 .325
4.	Terri Duckworth	1987-99	876	291	1,860 .315
5.	Shaina White	2017-19	512	121	1,267 .309
6.	Rani Whitson	1993-96	1,102	383	2,562 .281
7.	Julie Bosler	2003-06	558	178	1,359 .280
8.	Gina Thomas	1988-92	1,467	540	3,319 .279
9.	Stephanie Campbell	2013-16	673	205	1,669 .276
10.	Whitney Jacob	2004-07	1,093	428	2,522 .264

ATTACKS

	PLAYER	YEARS	ATTACKS
1.	Allyson Beecroft	1993-96	4,349
2.	Brenna McIlroy	2015-18	4,027
3.	Brooke McCarley	1997-00	3,847
4.	Jaunelle Hamilton	1997-00	3,827
5.	Sarah Bullock	2009-12	3,774
6.	Rachel Shanks	2004-07	3,703
7.	Gina Thomas	1988-92	3,319
8.	Katherine Culwell	2009-13	3,130
	Jessica Glover	2005-08	3,130
10.	Jenifer Kleyn	1988-91	3,107

ASSISTS

	PLAYER	YEARS	ASSISTS
1.	Piper Craig	1995-98	5,053
2.	Alexa Filley	2014-17	4,721
3.	Janel Newkirk	1989-92	4,071
4.	Mary Orndorff	1986-89	3,242
5.	Chelsea Wintzinger	2010-13	2,654

6.	Tama English	1991-94	2,535
7.	Joanna Pappas	2005-06	2,073

ASSISTS PER SET (MIN. 500 ASSISTS)

	PLAYER	YEARS	AVG.
1.	Piper Craig	1995-98	12.86
2.	Traci Price	1999-00	11.77
3.	Maira Magollon	2003-04	11.38
4.	Chris Murphy	1993-96	11.35
5.	Joanna Pappas	2005-06	11.15
6.	Alexa Filley	2014-17	10.24
7.	Mica Allison	2018	10.05

ACES

	PLAYER	YEARS	ACES
1.	Jenifer Kleyn	1988-91	338
2.	Lori Russell	1989-92	201
3.	Gretchen Thompson	1986-89	164
4.	Tory Gutierrez	1989-92	160
5.	Terri Duckworth	1987-88	158
6.	Jaunelle Hamilton	1997-00	148
7.	Allyson Beecroft	1993-96	138
8.	Brenna McIlroy	2015-18	137
9.	Whitney Jacob	2004-07	134
10.	Janel Newkirk	1989-92	129

ACES PER SET (MIN. 40 ACES)

	PLAYER	YEARS	AVG.
1.	Jenifer Kleyn	1988-91	0.71
2.	Terri Duckworth	1987-88	0.66
3.	Lori Russell	1989-92	0.46
4.	Jenny Fisler	1987-88	0.40
5.	Bridgitte Sims	1989-91	0.37
	Jesse Earl	2015-17	0.37
7.	Gretchen Thompson	1986-89	0.36
8.	Maira Magollon	2003-04	0.35
	Tory Gutierrez	1989-92	0.35
10.	Jaunelle Hamilton	1997-00	0.34

DEFENSIVE RECORDS

DIGS

	PLAYER	YEARS	DIGS
1.	Liz Crouch	2007-10	1,703
2.	Jesse Earl	2015-17	1,657
3.	Gretchen Thompson	1986-89	1,495
4.	Alexa Filley	2014-17	1,315
5.	Allyson Beecroft	1993-96	1,249
6.	Sarah Wroblecky	2010-13	1,238
7.	Sarah Bullock	2009-12	1,210
8.	Rachel Shanks	2004-07	1,185
9.	Brenna McIlroy	2015-18	1,078
10.	Sarah Watson	1992-95	1,036

DIGS PER SET (MIN. 500 DIGS)

	PLAYER	YEARS	AVG.
1.	Jesse Earl	2015-17	4.79
2.	Liz Crouch	2007-10	4.00
3.	Sarah Wroblecky	2010-13	3.65
4.	Bella Rosenthal	2018-Pr.	3.42
5.	Gretchen Thompson	1986-89	3.26

6.	Rachel Shanks	2004-07	3.08
7.	Allyson Beecroft	1993-96	2.89
8.	Alexa Filley	2014-17	2.85
9.	Bailey Veit	2002-05	2.80
	Emily Suter	1995-98	2.80

BLOCKS - SOLO

	PLAYER	YEARS	BLOCKS
1.	Gina Thomas	1988-92	159
2.	Tory Gutierrez	1989-92	157
3.	Jaunelle Hamilton	1997-00	106
4.	Julie Bosler	2003-06	98
5.	Rani Whitson	1993-96	61
6.	Katherine Culwell	2009-13	59
7.	Mary Olks	1986-89	58
8.	Whitney Jacob	2004-07	56
9.	Sarah Bullock	2009-12	54
10.	Camila Jersonsky	2010-13	51

BLOCKS - ASSISTS

	PLAYER	YEARS	BLOCKS
1.	Jaunelle Hamilton	1997-00	465
2.	Rani Whitson	1993-96	426
3.	Gina Thomas	1988-92	360
4.	Whitney Jacob	2004-07	351
5.	Tory Gutierrez	1989-92	318
6.	Camila Jersonsky	2010-13	317
7.	Julie Bosler	2003-06	265
8.	La'Toi Finley	1994-97	261
	Krista Singleton	1994-97	261
10.	Breanna Barksdale	2014-16	252

TOTAL BLOCKS

	PLAYER	YEARS	BLOCKS
1.	Jaunelle Hamilton	1997-00	571
2.	Gina Thomas	1988-92	519
3.	Rani Whitson	1993-96	487
4.	Tory Gutierrez	1989-92	475
5.	Whitney Jacob	2004-07	407
6.	Camila Jersonsky	2010-13	368
7.	Julie Bosler	2003-06	363
8.	Breanna Barksdale	2014-16	292
9.	La'Toi Finley	1994-97	289
10.	Krista Singleton	1994-97	276

BLOCKS PER SET (MIN. 100 BLOCKS)

	PLAYER	YEARS	AVG.
1.	Jaunelle Hamilton	1997-00	1.31
2.	Rani Whitson	1993-96	1.16
3.	Julie Bosler	2003-06	1.06
4.	Tory Gutierrez	1989-92	1.03
5.	Gina Thomas	1988-92	0.98
6.	Whitney Jacob	2004-07	0.96
7.	Camila Jersonsky	2009-13	0.92
8.	Anna Stevenson	2017-18	0.90
	Heather Franey	1995-96,98	0.90
10.	La'Toi Finley	1994-97	0.88



LANHAM'S HIGHLIGHTS:

- Recorded four 10+ dig matches this season
- Earned first collegiate start in Auburn's season opener versus Tennessee Tech on August 27
- Tallied her first collegiate kill while also setting career highs in assists (2) and digs (14) versus Santa Clara (9/12)
- Match her career high in digs (14) versus Nicholls (9/17)
- Turn in her best performance at the service line at No. 20 Tennessee (9/29), recording her first collegiate ace

CATEGORY	CAREER HIGH	OPPONENT/DATE
Kills	1 (3x)	last, at Alabama State (9/27/21)
Attempts	6 (3x)	last, at Alabama State (9/27/21)
Hitting Percentage (Min. 10 ATT.)		
Assists	2	vs. Santa Clara (9/12/21)
Digs	14 (2x)	last, vs. Nicholls (9/17/21)
Blocks		
Aces	1	at #20 Tennessee (9/29/21)
Points	1.0 (4x)	last, at #20 Tennessee (9/29/21)

CATEGORY	SEASON HIGH	OPPONENT/DATE
Kills	1 (3x)	last, at Alabama State (9/27/21)
Attempts	6 (3x)	last, at Alabama State (9/27/21)
Hitting Percentage (Min. 10 ATT.)		
Assists	2	vs. Santa Clara (9/12/21)
Digs	14 (2x)	last, vs. Nicholls (9/17/21)
Blocks		
Aces	1	at #20 Tennessee (9/29/21)
Points	1.0 (4x)	last, at #20 Tennessee (9/29/21)

DATE	OPPONENT	SP	ATTACK			SET			SERVE				RECEIPT			BLOCKING				BHE	POINTS	TEAM			
			K	E	TA	PCT.	A	TA	PCT.	SA	SE	TA	PCT.	RE	TA	PCT.	DIG	BS	BA			BE	TOTAL	HIT%	SCORE
August 27	TENNESSEE TECH	3	0	0	3	.000	0	2	.000	0	1	5	.800	0	9	1.000	4	0	0	0	0.0	0	0.0	.292	3-0
August 28	JACKSON STATE	3	0	0	0	.000	0	1	.000	0	0	0	.000	1	10	.900	4	0	0	0	0.0	0	0.0	.457	3-0
September 2	CAL STATE FULLERTON	3	0	0	2	.000	0	3	.000	0	0	0	.000	0	7	1.000	5	0	0	0	0.0	0	0.0	.221	3-0
September 3	SOUTHEASTERN LA.	3	0	0	1	.000	1	1	1.000	0	0	0	.000	0	7	1.000	10	0	0	0	0.0	0	0.0	.300	3-0
September 9	NORTH ALABAMA	3	0	1	2	-.500	0	0	.000	0	0	0	.000	1	13	.923	3	0	0	0	0.0	0	0.0	.265	3-0
September 12	SANTA CLARA	5	1	0	6	.167	2	7	.286	0	0	0	.000	1	20	.950	14	0	0	0	0.0	0	1.0	.260	3-2
September 17	FLORIDA A&M	5	0	1	5	-.200	1	4	.250	0	0	0	.000	1	31	.968	10	0	0	0	0.0	0	0.0	.245	2-3
September 17	NICHOLLS	4	0	0	6	.000	0	3	.000	0	0	0	.000	1	11	.909	14	0	0	0	0.0	0	0.0	.183	3-1
September 18	BELMONT	3	0	1	1	-1.000	1	1	1.000	0	0	0	.000	0	4	1.000	4	0	0	0	0.0	0	0.0	.345	3-0
September 22	OLE MISS	4	1	1	3	.000	0	3	.000	0	0	0	.000	0	14	1.000	9	0	0	0	0.0	0	1.0	.196	1-3
September 26	at Alabama State	5	1	0	6	.167	1	9	.111	0	0	0	.000	1	16	.938	3	0	0	0	0.0	0	1.0	.209	2-3
September 29	at Tennessee	3	0	1	2	-.500	0	2	.000	1	0	10	1.000	0	20	1.000	5	0	0	0	0.0	0	1.0	.076	0-3
TOTALS		44	3	5	37	-.054	6	36	.167	1	1	15	.933	6	162	.963	85	0	0	0	0.0	0	4.0	.242	

SETS PLAYED: 44
 KILLS PER SET: 0.07
 ASSISTS PER SET: 0.14

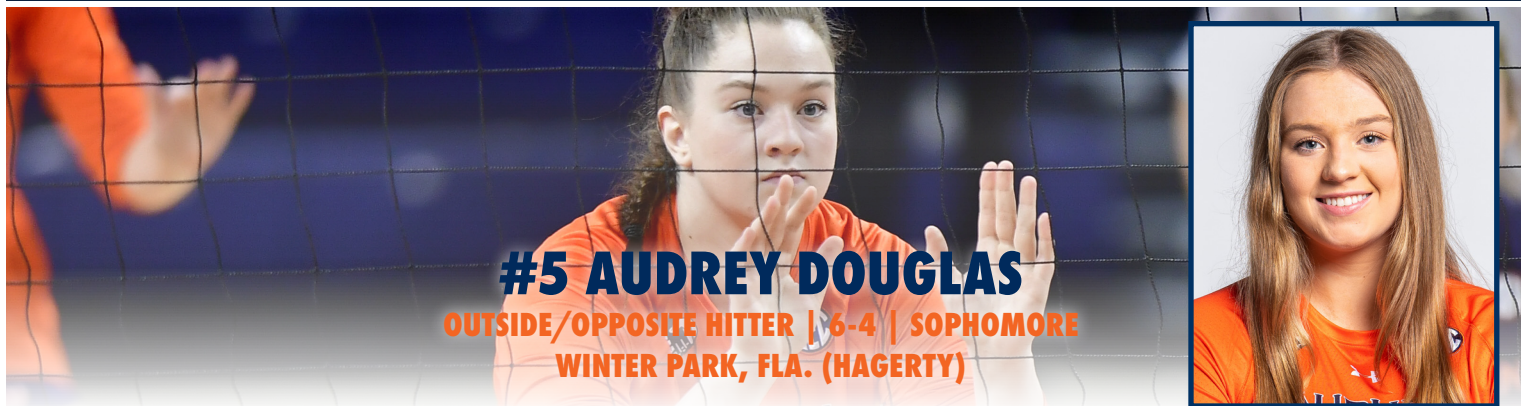
SERVICE ACES PER SET: 0.02
 DIGS PER SET: 1.93
 POINTS PER SET: 0.09

LANHAM'S OVERALL CAREER STATISTICS

YEAR	SETS	MP	KILLS	K/S	E	TA	PCT.	AST	A/S	SA	SA/S	SE	DIGS	D/S	RE	BS	BA	TB	B/S	PTS	PT/S
2021	44	12	3	0.07	5	37	-.054	6	.14	1	.02	1	85	1.93	6	0	0	0.0	.00	4.0	0.09
TOTAL	44	12	3	0.07	5	37	-.054	6	.14	1	.02	1	85	1.93	6	0	0	0.0	.00	4.0	0.09

LANHAM'S SEC CAREER STATISTICS

YEAR	SETS	MP	KILLS	K/S	E	TA	PCT.	AST	A/S	SA	SA/S	SE	DIGS	D/S	RE	BS	BA	TB	B/S	PTS	PT/S
2021	7	2	1	0.14	2	5	-.200	0	.00	1	.14	0	14	2.00	0	0	0	0.0	.00	2.0	0.29
TOTAL	7	2	1	0.14	2	5	-.200	0	.00	1	.14	0	14	2.00	0	0	0	0.0	.00	2.0	0.29



#5 AUDREY DOUGLAS

OUTSIDE/OPOSITE HITTER | 6-4 | SOPHOMORE
WINTER PARK, FLA. (HAGERTY)

DOUGLAS'S HIGHLIGHTS:

- Did not see action over the first three weeks of play due to a concussion
- Made he season debut versus Florida A&M (9/17), racking up four kills and adding a career high 4.0 blocks

CATEGORY	CAREER HIGH	OPPONENT/DATE
Kills	6	at #2 Kentucky (11/8/20)
Attempts	16	vs. #4 Florida (10/21/20)
Hitting Percentage (Min. 10 ATT.)	.545	at #2 Kentucky (11/8/20)
Assists	1	vs. #4 Florida (10/22/20)
Digs	1 (2x)	last, at #2 Kentucky (11/7/20)
Blocks	4.0	vs. Florida A&M (9/17/21)
Aces		
Points	6.5	at #2 Kentucky (11/8/20)

CATEGORY	SEASON HIGH	OPPONENT/DATE
Kills	4	vs. Florida A&M (9/17/21)
Attempts	12	vs. Florida A&M (9/17/21)
Hitting Percentage (Min. 10 ATT.)	.083	vs. Florida A&M (9/17/21)
Assists		
Digs		
Blocks	4.0	vs. Florida A&M (9/17/21)
Aces		
Points	6.0	vs. Florida A&M (9/17/21)

DATE	OPPONENT	SP	ATTACK				SET			SERVE				RECEIPT			BLOCKING				TEAM				
			K	E	TA	PCT.	A	TA	PCT.	SA	SE	TA	PCT.	RE	TA	PCT.	DIG	BS	BA	BE	TOTAL	BHE	POINTS	HIT%	SCORE
September 17	FLORIDA A&M	4	4	3	12	.083	0	1	.000	0	0	0	.000	0	0	.000	0	0	4	0	4.0	0	6.0	.245	2-3
September 26	at Alabama State	1	0	0	0	.000	0	0	.000	0	0	0	.000	0	0	.000	0	0	0	0	0.0	0	0.0	.209	2-3
TOTALS		5	4	3	12	.083	0	1	.000	0	0	0	.000	0	0	.000	0	0	4	0	4.0	0	6.0	.242	

DOUGLAS' OVERALL CAREER STATISTICS

YEAR	SETS	MP	KILLS	K/S	E	TA	PCT.	AST	A/S	SA	SA/S	SE	DIGS	D/S	RE	BS	BA	TB	B/S	PTS	PT/S
2021	5	1	4	0.80	3	12	.083	0	.00	0	.00	0	0	.00	0	0	4	4.0	0.80	6.0	1.20
2020	20	7	20	1.00	8	69	.174	1	.05	0	.00	0	2	.10	0	0	11	11.0	0.55	25.5	1.28
TOTAL	25	8	24	0.96	11	81	.160	1	.04	0	.00	0	2	.08	0	0	15	15.0	0.60	31.5	1.26

DOUGLAS' SEC CAREER STATISTICS

YEAR	SETS	MP	KILLS	K/S	E	TA	PCT.	AST	A/S	SA	SA/S	SE	DIGS	D/S	RE	BS	BA	TB	B/S	PTS	PT/S
2021	0	0	0	0.0	0	0	.000	0	.00	0	.00	0	0	.00	0	0	0	0.0	.00	0.0	0.00
2020	20	7	20	1.00	8	69	.174	1	.05	0	.00	0	2	.10	0	0	11	11.0	.55	25.5	1.28
TOTAL	20	7	20	1.00	8	69	.174	1	.05	0	.00	0	2	.10	0	0	11	11.0	.55	25.5	1.28



#6 BELLA ROSENTHALL
DEFENSIVE SPECIALIST/LIBERO | 5-5 | SENIOR
YORKTOWN, IND. (YORKTOWN)

ROSENTHALL'S HIGHLIGHTS:

- Named SEC Defensive Player of the Week twice (9/13 and 9/20) to become the first player in program history to win the award in back-to-back weeks
- First Tiger to win the award multiple times in a single season since Camila Jersonsky in 2012
- War Eagle Invitational and Auburn Invitational All-Tournament Team selection
- Leads the SEC and ranks 20th nationally with a 5.11 digs/set average and also ranks second overall in the SEC with 225 total digs
- Ranks 136th among all active NCAA Division I athlete for career digs (941)
- Totaled 42 career double-digit dig performances, including 12 20+ dig matches
- Recorded at least 10 digs in 11 of 12 matches to begin senior season
- Totaled 25 digs versus North Alabama (9/9) to become the first player to record 25+ digs in a match since she totaled 26 versus Georgia on Oct. 20, 2019
- Shattered career high with 31 digs versus Nicholls (9/17) to become the first Tiger to record at least 30 digs in a match since Payton White versus Butler on Aug. 31, 2019
- Her 31 digs tied for the eighth most individual digs recorded by a Tiger in a single match.

CATEGORY	CAREER HIGH	OPPONENT/DATE
Kills	1 (4x)	last, vs. #4 Florida (10/22/20)
Attempts	8	at Alabama State (9/26/21)
Hitting Percentage (Min. 10 ATT.)		
Assists	10	vs. #4 Florida (10/22/20)
Digs	31	vs. Nicholls (9/17/21)
Blocks	1.0	vs. #4 Florida (10/22/20)
Aces	3 (2x)	last, vs. Tennessee State (8/30/19)
Points	3.0 (2x)	last, vs. Tennessee State (8/30/19)

CATEGORY	SEASON HIGH	OPPONENT/DATE
Kills		
Attempts	8	at Alabama State (9/26/21)
Hitting Percentage (Min. 10 ATT.)		
Assists	9	vs. Florida A&M (9/17/21)
Digs	31	vs. Nicholls (9/17/21)
Blocks		
Aces	2	vs. Belmont (9/18/21)
Points	2.0	vs. Belmont (9/18/21)

DATE	OPPONENT	SP	ATTACK			SET			SERVE			RECEIPT			BLOCKING				BHE	POINTS	TEAM HIT%	SCORE			
			K	E	TA	PCT.	A	TA	PCT.	SA	SE	TA	PCT.	RE	TA	PCT.	DIG	BS					BA	BE	TOTAL
August 27	TENNESSEE TECH	3	0	0	0	.000	4	14	.286	0	0	22	1.000	0	5	1.000	17	0	0	0	0.0	0	0.0	.292	3-0
August 28	JACKSON STATE	3	0	0	0	.000	6	12	.500	1	1	14	.929	0	6	1.000	14	0	0	0	0.0	0	1.0	.457	3-0
September 2	CAL STATE FULLERTON	3	0	0	0	.000	5	14	.357	0	0	11	1.000	0	12	1.000	17	0	0	0	0.0	0	0.0	.221	3-0
September 3	SOUTHEASTERN LA.	3	0	0	0	.000	2	12	.250	0	2	14	.857	1	16	.938	16	0	0	0	0.0	0	0.0	.300	3-0
September 9	NORTH ALABAMA	3	0	0	0	.000	0	11	.000	0	1	11	.909	0	10	1.000	25	0	0	0	0.0	0	0.0	.265	3-0
September 12	SANTA CLARA	5	0	0	1	.000	8	24	.333	0	1	22	.955	3	21	.857	20	0	0	0	0.0	0	0.0	.260	3-2
September 17	FLORIDA A&M	5	0	0	1	.000	9	24	.375	1	1	20	.950	1	22	.955	20	0	0	0	0.0	0	0.0	.245	2-3
September 17	NICHOLLS	4	0	0	0	.000	2	28	.071	1	1	25	.960	0	19	1.000	31	0	0	0	0.0	0	1.0	.183	3-1
September 18	BELMONT	3	0	0	0	.000	8	20	.400	2	0	17	1.000	0	5	1.000	19	0	0	0	0.0	0	2.0	.345	3-0
September 22	OLE MISS	4	0	0	0	.000	8	25	.320	1	0	17	1.000	2	32	.938	13	0	0	0	0.0	0	1.0	.196	1-3
September 26	at Alabama State	5	0	0	8	.000	3	17	.176	1	2	21	.905	2	32	.938	27	0	0	0	0.0	0	1.0	.209	2-3
September 29	at Tennessee	3	0	0	0	.000	4	22	.182	0	2	12	.833	2	23	.913	6	0	0	0	0.0	0	0.0	.076	0-3
TOTALS		44	0	0	10	.000	60	223	.269	7	11	206	.947	11	203	.946	225	0	0	0	0.0	0	7.0	.242	

SETS PLAYED: 44
 KILLS PER SET: 0.00
 ASSISTS PER SET: 1.36

SERVICE ACES PER SET: 0.16
 DIGS PER SET: 5.11
 POINTS PER SET: 0.16

ROSENTHALL'S OVERALL CAREER STATISTICS

YEAR	SETS	MP	KILLS	K/S	E	TA	PCT.	AST	A/S	SA	SA/S	SE	DIGS	D/S	RE	BS	BA	TB	B/S	PTS	PT/S
2021	44	12	0	.00	0	10	.000	60	1.36	7	.16	11	225	5.11	11	0	0	0.0	.00	7.0	.16
2020	25	8	1	.04	0	3	.333	20	0.80	2	.08	9	70	2.80	5	0	1	1.0	.04	3.5	.14
2019	103	29	2	.02	0	5	.400	38	0.37	12	.12	24	307	2.98	17	0	0	0.0	.00	14.0	.14
2018	103	28	1	.01	0	6	.167	65	0.63	16	.16	23	339	3.29	26	0	0	0.0	.00	17.0	.17
TOTAL	275	77	4	.01	0	24	.167	183	0.67	37	.13	67	941	3.42	59	0	1	1.0	.00	41.5	.15

ROSENTHALL'S SEC CAREER STATISTICS

YEAR	SETS	MP	KILLS	K/S	E	TA	PCT.	AST	A/S	SA	SA/S	SE	DIGS	D/S	RE	BS	BA	TB	B/S	PTS	PT/S
2021	7	2	0	.00	0	0	.000	12	1.71	1	.14	2	19	2.71	4	0	0	0.0	.00	1.0	.14
2020	25	8	1	.04	0	3	.333	20	0.80	2	.08	9	70	2.80	5	0	1	1.0	.04	3.5	.14
2019	59	18	1	.02	0	4	.250	31	0.53	7	.12	15	232	3.93	12	0	0	0.0	.00	8.0	.14
2018	67	18	1	.01	0	5	.200	39	0.58	11	.16	12	192	2.87	19	0	0	0.0	.00	12.0	.18
TOTAL	158	46	3	.02	0	12	.250	102	0.65	21	.13	38	513	3.25	40	0	1	1.0	.01	24.5	.15



#7 REBEKAH RATH
OUTSIDE HITTER | 6-0 | JUNIOR
ALTAMONTE SPRINGS, FLA. (MARYLAND)

RATH'S HIGHLIGHTS:

- Named SEC Offensive Player of the Week (9/7), the first Tiger to win the award since Breanna McIlroy in 2017
- War Eagle Invitational and Auburn Invitational All-Tournament Team selection
- Ranks second in the SEC in attacks per set (11.75), kills per set (4.27), total points (219.0), points per set (4.98), total attacks (517) and total kills (188).
- Recorded 10+ kills in 10 of 12 matches, including two matches of 20+ kills
- Recorded first double-double as a Tiger versus Cal State Fullerton (9/2) behind 16 kills and 10 digs
- Matched her season best with 10 digs and chipped in a season high 24 kills versus Santa Clara (9/12) for her second double-double of the season
- The first Tiger to record at least 20 kills in a match since Tatum Shipes versus Ole Miss on Oct. 26, 2018
- Totaled her third double-double of the season with 24 kills and a season high 13 digs at Alabama State (9/26), while adding a season high 29.0 total points

CATEGORY	CAREER HIGH	OPPONENT/DATE
Kills	24 (2x)	last, at Alabama State (9/26/21)
Attempts	60	at Alabama State (9/26/21)
Hitting Percentage (Min. 10 ATT.)	.433	vs. Jackson State (8/28/21)
Assists	2 (2x)	last, vs. Ole Miss (9/22/21)
Digs	15	at Alabama State (9/26/21)
Blocks	6.0	vs. Nicholls (9/17/21)
Aces	2 (2x)	last, at Alabama State (9/26/21)
Points	29.0	at Alabama State (9/26/21)

CATEGORY	SEASON HIGH	OPPONENT/DATE
Kills	24 (2x)	last, at Alabama State (9/26/21)
Attempts	60	at Alabama State (9/26/21)
Hitting Percentage (Min. 10 ATT.)	.433	vs. Jackson State (8/28/21)
Assists	2 (2x)	last, vs. Ole Miss (9/22/21)
Digs	15	at Alabama State (9/26/21)
Blocks	6.0	vs. Nicholls (9/17/21)
Aces	2 (2x)	last, at Alabama State (9/26/21)
Points	29.0	at Alabama State (9/26/21)

DATE	OPPONENT	SP	ATTACK				SET			SERVE				RECEIPT			BLOCKING				BHE	POINTS	TEAM HIT%	SCORE	
			K	E	TA	PCT.	A	TA	PCT.	SA	SE	TA	PCT.	RE	TA	PCT.	DIG	BS	BA	BE					TOTAL
August 27	TENNESSEE TECH	3	13	3	31	.323	0	1	.000	1	2	10	.800	2	8	.750	3	0	4	0	4.0	0	16.0	.292	3-0
August 28	JACKSON STATE	3	16	3	30	.433	0	0	.000	2	2	9	.778	0	5	1.000	3	1	4	0	5.0	0	21.0	.457	3-0
September 2	CAL STATE FULLERTON	3	16	5	42	.262	0	1	.000	1	2	9	.778	0	24	1.000	10	0	0	0	0.0	0	17.0	.221	3-0
September 3	SOUTHEASTERN LA	3	16	5	40	.275	0	1	.000	1	2	7	.714	1	14	.929	7	0	4	0	4.0	0	19.0	.300	3-0
September 9	NORTH ALABAMA	3	7	7	28	.000	0	1	.000	1	1	14	.929	2	11	.818	8	0	0	0	0.0	0	8.0	.265	3-0
September 12	SANTA CLARA	5	24	4	59	.339	1	3	.333	1	4	14	.714	2	14	.857	10	1	2	1	3.0	0	27.0	.260	3-2
September 17	FLORIDA A&M	5	12	6	47	.128	1	3	.333	1	4	12	.667	1	19	.947	4	0	1	0	1.0	0	13.5	.245	2-3
September 17	NICHOLLS	4	18	6	57	.211	2	6	.333	0	3	11	.727	0	13	1.000	6	2	4	0	6.0	0	22.0	.183	3-1
September 18	BELMONT	3	14	2	28	.429	0	1	.000	1	1	9	.889	0	16	1.000	2	1	2	0	3.0	0	17.0	.345	3-0
September 22	OLE MISS	4	19	4	52	.288	2	3	.667	0	3	10	.700	1	14	.929	6	0	0	0	0.0	0	19.0	.196	1-3
September 26	at Alabama State	5	24	7	60	.283	1	14	.071	2	2	16	.875	2	16	.875	13	2	2	0	4.0	0	29.0	.209	2-3
September 29	at Tennessee	3	9	7	43	.047	0	1	.000	0	2	8	.750	0	14	1.000	10	0	3	0	3.0	0	10.5	.076	0-3
TOTALS		44	188	59	517	.250	7	35	.200	11	28	129	.783	11	168	.935	82	7	26	1	33.0	0	219.0	.242	

SETS PLAYED: 44 SERVICE ACES PER SET: 0.25 POINTS PER SET: 4.98
 KILLS PER SET: 4.27 DIGS PER SET: 1.86
 ASSISTS PER SET: 0.16 BLOCKS PER SET: 0.75

RATH'S OVERALL CAREER STATISTICS

YEAR	SETS	MP	KILLS	K/S	E	TA	PCT.	AST	A/S	SA	SA/S	SE	DIGS	D/S	RE	BS	BA	TB	B/S	PTS	PT/S
2021	44	12	188	4.27	59	517	.250	7	.16	11	.25	28	82	1.86	11	7	26	33.0	0.75	219.0	4.98
TOTAL	44	12	188	4.27	59	517	.250	7	.16	11	.25	28	82	1.86	11	7	26	33.0	0.75	219.0	4.98

RATH'S SEC CAREER STATISTICS

YEAR	SETS	MP	KILLS	K/S	E	TA	PCT.	AST	A/S	SA	SA/S	SE	DIGS	D/S	RE	BS	BA	TB	B/S	PTS	PT/S
2021	7	2	28	4.00	11	95	.179	2	.29	0	.00	5	16	2.29	1	0	3	3.0	.43	29.5	4.14
TOTAL	7	2	28	4.00	11	95	.179	2	.29	0	.00	5	16	2.29	1	0	3	3.0	.43	29.5	4.14



REICH'S HIGHLIGHTS:

- Ranks 62nd among all active NCAA DI student-athletes in career sets played (435) and 125th in career kills (960)
- Named to War Eagle Invitational and Auburn Invitational All-Tournament teams
- Recorded at least 10 kills in nine matches this season
- Set a season high with 17 kills versus Santa Clara (9/12) and Florida A&M (9/17)

CATEGORY	CAREER HIGH	OPPONENT/DATE
Kills	17 (2x)	last, vs. Florida A&M (9/17/21)
Attempts	46	vs. Ole Miss (9/22/21)
Hitting Percentage (Min. 10 ATT.)	.500	vs. Jackson State (8/28/21)
Assists	1 (3x)	last, at Alabama State (9/26/21)
Digs	5	vs. Nicholls (9/17/21)
Blocks	5	vs. Jackson State (8/28/21)
Aces		
Points	18.5	vs. Florida A&M (9/17/21)

CATEGORY	SEASON HIGH	OPPONENT/DATE
Kills	17 (2x)	last, vs. Florida A&M (9/17/21)
Attempts	46	vs. Ole Miss (9/22/21)
Hitting Percentage (Min. 10 ATT.)	.500	vs. Jackson State (8/28/21)
Assists	1 (3x)	last, at Alabama State (9/26/21)
Digs	5	vs. Nicholls (9/17/21)
Blocks	5	vs. Jackson State (8/28/21)
Aces		
Points	18.5	vs. Florida A&M (9/17/21)

DATE	OPPONENT	SP	ATTACK			SET			SERVE				RECEIPT			BLOCKING				BHE	POINTS	TEAM			
			K	E	TA	PCT.	A	TA	PCT.	SA	SE	TA	PCT.	RE	TA	PCT.	DIG	BS	BA			BE	TOTAL	HIT%	SCORE
August 27	TENNESSEE TECH	3	9	3	24	.250	0	1	.000	0	0	0	.000	0	1	1.000	4	0	1	0	1.0	0	9.5	.292	3-0
August 28	JACKSON STATE	3	13	1	24	.500	1	3	.333	0	0	0	.000	0	0	.000	1	0	5	0	5.0	0	15.5	.457	3-0
September 2	CAL STATE FULLERTON	3	11	2	22	.409	0	1	.000	0	0	0	.000	0	1	1.000	0	0	1	0	1.0	0	11.5	.221	3-0
September 3	SOUTHEASTERN LA.	3	13	2	24	.458	0	0	.000	0	0	0	.000	0	0	.000	0	0	4	0	4.0	0	15.0	.300	3-0
September 9	NORTH ALABAMA	3	8	2	21	.286	0	1	.000	0	0	0	.000	0	1	1.000	1	0	1	0	1.0	0	8.5	.265	3-0
September 12	SANTA CLARA	5	17	6	44	.250	0	1	.000	0	0	0	.000	0	2	1.000	2	0	0	0	0.0	0	17.0	.260	3-2
September 17	FLORIDA A&M	5	17	3	37	.378	0	2	.000	0	1	5	.800	0	0	.000	1	0	3	0	3.0	0	18.5	.245	2-3
September 17	NICHOLLS	4	10	3	37	.189	0	5	.000	0	0	0	.000	0	0	.000	5	0	4	0	4.0	0	12.0	.183	3-1
September 18	BELMONT	3	11	2	22	.409	1	1	1.000	0	0	0	.000	0	0	.000	1	0	2	0	2.0	0	12.0	.345	3-0
September 22	OLE MISS	4	10	5	46	.109	0	0	.000	0	0	0	.000	0	0	.000	4	0	2	0	2.0	0	11.0	.196	1-3
September 26	at Alabama State	5	13	3	27	.370	1	6	.167	0	0	1	1.000	0	0	.000	2	0	1	0	1.0	0	13.5	.209	2-3
September 29	at Tennessee	3	8	3	23	.217	0	2	.000	0	0	0	.000	0	0	.000	1	0	2	0	2.0	0	9.0	.076	0-3
TOTALS		44	140	35	351	.299	3	23	.130	0	1	6	.833	0	5	1.000	22	0	26	0	26.0	0	153.0	.242	

SETS PLAYED: 44
 KILLS PER SET: 3.18
 ASSISTS PER SET: 0.07

DIGS PER SET: 0.50
 BLOCKS PER SET: 0.59

POINTS PER SET: 3.48

REICH'S OVERALL CAREER STATISTICS

YEAR	SETS	MP	KILLS	K/S	E	TA	PCT.	AST	A/S	SA	SA/S	SE	DIGS	D/S	RE	BS	BA	TB	B/S	PTS	PT/S
2021	44	12	140	3.18	35	351	.299	3	.07	0	.00	1	22	.50	0	0	26	26.0	0.59	153.0	3.48
TOTAL	44	12	140	3.18	35	351	.299	3	.07	0	.00	1	22	.50	0	0	26	26.0	0.59	153.0	3.48

REICH'S SEC CAREER STATISTICS

YEAR	SETS	MP	KILLS	K/S	E	TA	PCT.	AST	A/S	SA	SA/S	SE	DIGS	D/S	RE	BS	BA	TB	B/S	PTS	PT/S
2021	7	2	18	2.57	8	69	.145	0	.00	0	.00	0	5	0.71	0	0	4	4.0	0.57	20.0	2.86
TOTAL	7	2	18	2.57	8	69	.145	0	.00	0	.00	0	5	0.71	0	0	4	4.0	0.57	20.0	2.86



#10 JACKIE BARRETT

SETTER | 6-1 | SOPHOMORE
HIGHLAND, CALIF. (CITRUS VALLEY)

BARRETT'S HIGHLIGHTS

- Leads the team with seven double-doubles this fall
- Ranks eighth in the SEC in total assists (370)
- Recorded her first career double-double with 25 assists and a career high 12 digs versus Tennessee Tech (8/27)
- Matched career high with 5.0 stuffs at the net versus the Broncos
- Set career highs in kills (6), hitting percentage (.308), assists (48) and points (10.0) versus Florida A&M (9/17)
- Matched career high with three aces while shattering her career high in digs (28) versus Nicholls (9/17)
- Recorded six kills, matching her career high, off 20 attempts at Alabama State (9/26)
- Picked up first double-double in conference play with 18 assists and 12 digs at No. 20 Tennessee (9/29)

CATEGORY	CAREER HIGH	OPPONENT/DATE
Kills	6 (2x)	last, at Alabama State (9/26/21)
Attempts	20	at Alabama State (9/26/21)
Hitting Percentage (Min. 10 ATT.)	.308	vs. Florida A&M (9/17/21)
Assists	48	vs. Florida A&M (9/17/21)
Digs	28	vs. Nicholls (9/17/21)
Blocks	5.0 (2x)	last, vs. Santa Clara (9/12/21)
Aces	3 (2x)	last, vs. Nicholls (9/17/21)
Points	10.0	vs. Florida A&M (9/17/21)

CATEGORY	SEASON HIGH	OPPONENT/DATE
Kills	6 (2x)	last, at Alabama State (9/26/21)
Attempts	20	at Alabama State (9/26/21)
Hitting Percentage (Min. 10 ATT.)	.308	vs. Florida A&M (9/17/21)
Assists	48	vs. Florida A&M (9/17/21)
Digs	28	vs. Nicholls (9/17/21)
Blocks	5.0	vs. Santa Clara (9/12/21)
Aces	3	vs. Nicholls (9/17/21)
Points	10.0	vs. Florida A&M (9/17/21)

DATE	OPPONENT	SP	ATTACK				SET			SERVE				RECEIPT			BLOCKING				BHE	POINTS	HIT%	SCORE	
			K	E	TA	PCT.	A	TA	PCT.	SA	SE	TA	PCT.	RE	TA	PCT.	DIG	BS	BA	BE					TOTAL
August 27	TENNESSEE TECH	3	1	0	3	.333	25	63	.397	1	0	8	1.000	0	0	.000	12	0	0	1	0.0	0	2.0	.292	3-0
August 28	JACKSON STATE	3	2	0	2	1.000	27	59	.458	2	0	10	1.000	0	1	1.000	8	0	1	0	1.0	0	4.5	.457	3-0
September 2	CAL STATE FULLERTON	3	0	1	6	-.167	16	39	.410	0	0	9	1.000	0	0	.000	5	0	1	1	1.0	0	0.5	.221	3-0
September 3	SOUTHEASTERN LA.	3	3	0	5	.600	28	74	.378	2	1	9	.889	0	0	.000	6	0	2	2	2.0	1	6.0	.300	3-0
September 9	NORTH ALABAMA	3	0	1	2	-.500	30	71	.423	1	1	22	.955	0	0	.000	8	0	4	0	4.0	0	3.0	.265	3-0
September 12	SANTA CLARA	5	1	0	6	.167	44	126	.349	2	2	20	.900	0	2	1.000	11	0	5	0	5.0	0	5.5	.260	3-2
September 17	FLORIDA A&M	5	6	2	13	.308	48	130	.369	2	1	21	.952	0	0	.000	15	0	4	0	4.0	0	10.0	.245	2-3
September 17	NICHOLLS	4	2	0	8	.250	40	124	.323	3	0	21	1.000	0	0	.000	28	0	2	0	2.0	0	6.0	.183	3-1
September 18	BELMONT	3	1	0	3	.333	24	57	.421	1	1	11	.909	0	0	.000	19	0	3	0	3.0	0	3.5	.345	3-0
September 22	OLE MISS	4	1	0	4	.250	34	117	.291	1	2	13	.846	0	0	.000	12	1	1	0	2.0	0	3.5	.196	1-3
September 26	at Alabama State	5	6	1	20	.250	36	113	.319	0	1	19	.947	0	0	.000	4	0	1	0	1.0	0	6.5	.209	2-3
September 29	at Tennessee	3	1	1	4	.000	18	79	.228	0	2	6	.667	0	0	.000	12	0	2	0	2.0	0	2.0	.076	0-3
TOTALS		44	24	6	76	.237	370	1052	.352	15	11	169	.935	0	3	1.000	140	1	26	4	27.0	1	53.0	.242	

SETS PLAYED: 44 SERVICE ACES PER SET: 0.34 POINTS PER SET: 1.20
 KILLS PER SET: 0.55 DIGS PER SET: 3.18
 ASSISTS PER SET: 8.41 BLOCKS PER SET: 0.61

BARRETT'S OVERALL CAREER STATISTICS

YEAR	SETS	MP	KILLS	K/S	E	TA	PCT.	AST	A/S	SA	SA/S	SE	DIGS	D/S	RE	BS	BA	TB	B/S	PTS	PT/S
2021	44	12	24	0.55	6	76	.237	370	8.41	15	.34	11	140	3.18	0	1	26	27.0	0.61	53.0	1.20
2020	19	6	10	0.53	6	45	.089	144	7.58	3	.16	8	33	1.74	0	0	11	11.0	0.58	18.5	0.97
TOTAL	63	18	34	0.54	12	121	.182	514	8.16	18	.29	19	173	2.75	0	1	37	38.0	0.60	71.5	1.13

BARRETT'S SEC CAREER STATISTICS

YEAR	SETS	MP	KILLS	K/S	E	TA	PCT.	AST	A/S	SA	SA/S	SE	DIGS	D/S	RE	BS	BA	TB	B/S	PTS	PT/S
2021	7	2	2	0.29	1	8	.125	52	7.43	1	.14	4	24	3.43	0	1	3	4.0	0.57	5.5	0.71
2020	19	6	10	0.53	6	45	.089	144	7.58	3	.16	8	33	1.74	0	0	11	11.0	0.58	18.5	0.97
TOTAL	26	8	12	0.46	7	53	.094	196	7.54	4	.15	12	57	2.19	0	1	14	15.0	0.58	24.0	0.92



#11 JORDAN SINNESS

SETTER | 5-9 | FRESHMAN
SEBRING, FLA. (SEBRING)

SINNESS'S HIGHLIGHTS:

- Made collegiate debut versus Cal State Fullerton (9/2), dishing out 16 assists, six digs, one kill and a block
- Picked up a season high two aces from the service line versus Santa Clara (9/12)
- Matched season high with a pair of aces at Alabama State(9/26)

CATEGORY	CAREER HIGH	OPPONENT/DATE
Kills	1	vs. Cal State Fullerton (9/2/21)
Attempts	2	vs. Cal State Fullerton (9/2/21)
Hitting Percentage (Min. 10 ATT.)		
Assists	16	vs. Cal State Fullerton (9/2/21)
Digs	6	vs. Cal State Fullerton (9/2/21)
Blocks	1	vs. Cal State Fullerton (9/2/21)
Aces	2 (2x)	last, at Alabama State (9/26/21)
Points	2.0 (2x)	last, at Alabama State (9/26/21)

CATEGORY	SEASON HIGH	OPPONENT/DATE
Kills	1	vs. Cal State Fullerton (9/2/21)
Attempts	2	vs. Cal State Fullerton (9/2/21)
Hitting Percentage (Min. 10 ATT.)		
Assists	16	vs. Cal State Fullerton (9/2/21)
Digs	6	vs. Cal State Fullerton (9/2/21)
Blocks	1	vs. Cal State Fullerton (9/2/21)
Aces	2 (2x)	last, at Alabama State (9/26/21)
Points	2.0 (2x)	last, at Alabama State (9/26/21)

DATE	OPPONENT	SP	ATTACK				SET			SERVE				RECEIPT			BLOCKING				BHE	POINTS	TEAM		
			K	E	TA	PCT	A	TA	PCT.	SA	SE	TA	PCT.	RE	TA	PCT.	DIG	BS	BA	BE			TOTAL	HIT%	SCORE
September 2	CAL STATE FULLERTON	2	1	1	2	.000	16	53	.302	0	0	3	1.000	0	0	.000	6	0	1	0	1.0	1	1.5	.221	3-0
September 9	NORTH ALABAMA	3	0	0	0	.000	0	0	.000	0	0	8	1.000	0	0	.000	0	0	0	0	0.0	0	0.0	.265	3-0
September 12	SANTA CLARA	5	0	0	0	.000	0	2	.000	2	1	17	.941	0	0	.000	1	0	0	0	0.0	0	2.0	.260	3-2
September 17	FLORIDA A&M	5	0	0	0	.000	0	3	.000	1	0	19	1.000	0	0	.000	2	0	0	0	0.0	0	1.0	.245	2-3
September 17	NICHOLLS	4	0	0	0	.000	0	0	.000	0	1	9	.889	0	0	.000	0	0	0	0	0.0	0	0.0	.183	3-1
September 18	BELMONT	3	0	0	0	.000	0	0	.000	0	1	5	.800	0	0	.000	2	0	0	0	0.0	0	0.0	.345	3-0
September 22	OLE MISS	4	0	0	0	.000	0	1	.000	0	0	15	1.000	0	0	.000	4	0	0	0	0.0	0	0.0	.196	1-3
September 26	at Alabama State	5	0	0	0	.000	1	2	.500	2	0	17	1.000	0	0	.000	1	0	0	0	0.0	0	2.0	.209	2-3
September 29	at Tennessee	3	0	0	0	.000	0	0	.000	0	0	8	1.000	0	0	.000	0	0	0	0	0.0	0	0.0	.076	0-3
TOTALS		34	1	1	2	.000	17	61	.279	5	3	101	.970	0	0	.000	16	0	1	0	1.0	1	6.5	.242	

SETS PLAYED: 34
KILLS PER SET: 0.03
ASSISTS PER SET: 0.50

SERVICE ACES PER SET: 0.15
DIGS PER SET: 0.47
BLOCKS PER SET: 0.03

POINTS PER SET: 0.19

SINNESS'S OVERALL CAREER STATISTICS

YEAR	SETS	MP	KILLS	K/S	E	TA	PCT.	AST	A/S	SA	SA/S	SE	DIGS	D/S	RE	BS	BA	TB	B/S	PTS	PT/S
2021	34	9	1	0.03	1	2	.000	17	0.50	5	.15	3	16	0.47	0	0	1	1.0	.03	6.5	0.19
TOTAL	34	9	1	0.03	1	2	.000	17	0.50	5	.15	3	16	0.47	0	0	1	1.0	.03	6.5	0.19

SINNESS'S SEC CAREER STATISTICS

YEAR	SETS	MP	KILLS	K/S	E	TA	PCT.	AST	A/S	SA	SA/S	SE	DIGS	D/S	RE	BS	BA	TB	B/S	PTS	PT/S
2021	7	2	0	0.0	0	0	.000	0	.00	0	.00	0	4	0.57	0	0	0	0.0	.00	0.0	0.00
TOTAL	7	2	0	0.0	0	0	.000	0	.00	0	.00	0	4	0.57	0	0	0	0.0	.00	0.0	0.00



#15 KATE CURTIS

DEFENSIVE SPECIALIST/LIBERO | 5-6 | FRESHMAN
ANDERSON, S.C. (T.L. HANNA)

CURTIS'S HIGHLIGHTS:

- Appeared off the bench as one of Auburn's primary servers to begin the season
- Set career high in assists versus Florida A&M (9/17)
- Turned in her first double-digit dig effort with a career best 14 versus Nicholls (9/17)

CATEGORY	CAREER HIGH	OPPONENT/DATE
Kills		
Attempts	3	at Alabama State (9/26/21)
Hitting Percentage (Min. 10 ATT.)		
Assists	4	vs. Florida A&M (9/17/21)
Digs	14	vs. Nicholls (9/17/21)
Blocks		
Aces	1 (4x)	last, vs. Belmont (9/18/21)
Points	1.0 (4x)	last, vs. Belmont (9/18/21)

CATEGORY	SEASON HIGH	OPPONENT/DATE
Kills		
Attempts	3	at Alabama State (9/26/21)
Hitting Percentage (Min. 10 ATT.)		
Assists	4	vs. Florida A&M (9/17/21)
Digs	14	vs. Nicholls (9/17/21)
Blocks		
Aces	1 (4x)	last, vs. Belmont (9/18/21)
Points	1.0 (4x)	last, vs. Belmont (9/18/21)

DATE	OPPONENT	SP	ATTACK				SET			SERVE				RECEIPT			BLOCKING				BHE	POINTS	TEAM HIT%	SCORE	
			K	E	TA	PCT.	A	TA	PCT.	SA	SE	TA	PCT.	RE	TA	PCT.	DIG	BS	BA	BE					TOTAL
August 27	TENNESSEE TECH	3	0	0	0	.000	0	0	.000	1	0	17	1.000	0	14	1.000	4	0	0	0	0.0	0	1.0	.292	3-0
August 28	JACKSON STATE	3	0	0	0	.000	0	0	.000	0	1	13	.923	0	6	1.000	3	0	0	0	0.0	0	0.0	.457	3-0
September 2	CAL STATE FULLERTON	3	0	0	0	.000	0	1	.000	0	0	17	1.000	0	10	1.000	6	0	0	0	0.0	0	0.0	.221	3-0
September 3	SOUTHEASTERN LA.	3	0	0	0	.000	0	3	.000	1	0	23	1.000	0	2	1.000	7	0	0	0	0.0	0	1.0	.300	3-0
September 9	NORTH ALABAMA	3	0	0	0	.000	0	3	.000	0	0	9	1.000	0	4	1.000	5	0	0	0	0.0	0	0.0	.265	3-0
September 12	SANTA CLARA	5	0	0	0	.000	1	2	.500	0	0	18	1.000	3	28	.893	5	0	0	0	0.0	0	0.0	.260	3-2
September 17	FLORIDA A&M	5	0	0	0	.000	4	6	.667	1	1	10	.900	1	28	.964	7	0	0	0	0.0	0	1.0	.245	2-3
September 17	NICHOLLS	4	0	0	0	.000	1	2	.500	0	0	21	1.000	1	14	.929	14	0	0	0	0.0	0	0.0	.183	3-1
September 18	BELMONT	3	0	0	0	.000	0	0	.000	1	1	13	.923	1	2	.500	4	0	0	0	0.0	0	1.0	.345	3-0
September 22	OLE MISS	4	0	0	0	.000	2	2	1.000	0	1	12	.917	1	20	.950	7	0	0	0	0.0	0	0.0	.196	1-3
September 26	at Alabama State	5	0	0	3	.000	1	3	.333	0	1	16	.938	0	14	1.000	6	0	0	0	0.0	0	0.0	.209	2-3
September 29	at Tennessee	3	0	0	0	.000	1	5	.200	0	1	9	.889	0	4	1.000	6	0	0	0	0.0	0	0.0	.076	0-3
TOTALS		44	0	0	3	.000	10	27	.370	4	6	178	.966	7	146	.952	74	0	0	0	0.0	0	4.0	.242	

SETS PLAYED: 44 SERVICE ACES PER SET: 0.09 POINTS PER SET: 0.09
 KILLS PER SET: 0.00 DIGS PER SET: 1.68
 ASSISTS PER SET: 0.23

CURTIS'S OVERALL CAREER STATISTICS

YEAR	SETS	MP	KILLS	K/S	E	TA	PCT.	AST	A/S	SA	SA/S	SE	DIGS	D/S	RE	BS	BA	TB	B/S	PTS	PT/S
2021	44	12	0	0.0	0	3	.000	10	.23	4	.09	6	74	1.68	7	0	0	0.0	.00	4.0	0.09
TOTAL	44	12	0	0.0	0	3	.000	10	.23	4	.09	6	74	1.68	7	0	0	0.0	.00	4.0	0.09

CURTIS'S SEC CAREER STATISTICS

YEAR	SETS	MP	KILLS	K/S	E	TA	PCT.	AST	A/S	SA	SA/S	SE	DIGS	D/S	RE	BS	BA	TB	B/S	PTS	PT/S
2021	7	2	0	0.0	0	0	.000	3	.43	0	.00	2	13	1.86	1	0	0	0.0	.00	0.0	0.00
TOTAL	7	2	0	0.0	0	0	.000	3	.43	0	.00	2	13	1.86	1	0	0	0.0	.00	0.0	0.00



GREEN'S HIGHLIGHTS:

- Recorded 12 double-digit kill efforts during her Tiger career
- Chipped in 11 kills versus Cal State Fullerton (9/2) for her first 10+ kill match of the season
- Set a career high .375 hitting percentage behind 12 kills versus North Alabama (9/9)
- Against Florida A&M (9/17), set career highs in kills (19) and points (21.5), while matching her career high in blocks (3.0)
- Totaled a season high two aces from the service line versus Ole Miss (9/22)

CATEGORY	CAREER HIGH	OPPONENT/DATE
Kills	19	vs. Florida A&M (9/17/21)
Attempts	50	vs. Butler (8/31/19)
Hitting Percentage (Min. 10 ATT.)	.375	vs. North Alabama (9/9/21)
Assists	2	at South Carolina (10/29/20)
Digs	10	at South Carolina (10/29/20)
Blocks	3.0 (4x)	last, vs. Florida A&M (9/17/21)
Aces	4	at TCU (9/15/19)
Points	21.5	vs. Florida A&M (9/17/21)

CATEGORY	SEASON HIGH	OPPONENT/DATE
Kills	19	vs. Florida A&M (9/17/21)
Attempts	48	vs. Florida A&M (9/17/21)
Hitting Percentage (Min. 10 ATT.)	.375	vs. North Alabama (9/9/21)
Assists	1 (2x)	last, vs. Ole Miss (9/22/21)
Digs	7	vs. Santa Clara (9/12/21)
Blocks	3.0 (3x)	last, vs. Florida A&M (9/17/21)
Aces	2	vs. Ole Miss (9/22/21)
Points	21.5	vs. Florida A&M (9/17/21)

DATE	OPPONENT	SP	ATTACK				SET			SERVE			RECEIPT			BLOCKING				TEAM			SCORE		
			K	E	TA	PCT.	A	TA	PCT.	SA	SE	TA	PCT.	RE	TA	PCT.	DIG	BS	BA	BE	TOTAL	BHE		POINTS	HIT%
August 27	TENNESSEE TECH	3	5	1	20	.200	0	0	.000	0	0	6	1.000	0	2	1.000	1	0	3	0	3.0	0	6.5	.292	3-0
August 28	JACKSON STATE	3	3	1	10	.200	0	1	.000	1	0	24	1.000	0	0	.000	5	0	3	0	3.0	0	5.5	.457	3-0
September 2	CAL STATE FULLERTON	3	11	4	35	.200	0	2	.00	0	0	18	1.000	0	3	1.000	2	0	1	0	1.0	0	11.5	.221	3-0
September 3	SOUTHEASTERN LA.	3	2	1	18	.056	1	2	.500	1	2	14	.857	0	0	.000	4	0	1	0	1.0	0	3.5	.300	3-0
September 9	NORTH ALABAMA	3	12	0	32	.375	0	3	.000	1	0	9	1.000	0	2	1.000	2	0	0	1	0.0	0	13.0	.265	3-0
September 12	SANTA CLARA	5	12	3	41	.220	0	1	.000	0	0	17	1.000	2	9	.778	7	0	0	0	0.0	0	12.0	.260	3-2
September 17	FLORIDA A&M	5	19	5	48	.292	0	1	.000	0	2	16	.875	0	5	1.000	6	2	1	0	3.0	0	21.5	.245	2-3
September 17	NICHOLLS	4	12	6	41	.146	0	0	.000	0	1	13	.923	0	2	1.000	2	0	0	0	0.0	0	12.0	.183	3-1
September 18	BELMONT	3	4	2	16	.125	0	2	.000	1	0	18	1.000	0	2	1.000	0	0	0	0	0.0	0	5.0	.345	3-0
September 22	OLE MISS	4	13	6	34	.206	1	3	.333	2	1	15	.933	0	7	1.000	3	0	0	0	0.0	0	15.0	.196	1-3
September 26	at Alabama State	5	3	7	26	-.154	0	5	.000	0	2	17	.882	0	2	1.000	4	0	1	0	1.0	0	3.5	.209	2-3
September 29	at Tennessee	3	2	3	20	-.050	0	1	.000	0	0	0	.000	0	3	1.000	2	0	2	0	2.0	0	3.0	.076	0-3
TOTALS		44	98	39	341	.173	2	21	.095	6	8	167	.952	2	37	.946	39	2	12	1	14.0	0	112.0	.242	

SETS PLAYED: 44
 KILLS PER SET: 2.23
 ASSISTS PER SET: 0.05

SERVICE ACES PER SET: 0.14
 DIGS PER SET: 0.89
 BLOCKS PER SET: 0.32

POINTS PER SET: 2.55

GREEN'S OVERALL CAREER STATISTICS

YEAR	SETS	MP	KILLS	K/S	E	TA	PCT.	AST	A/S	SA	SA/S	SE	DIGS	D/S	RE	BS	BA	TB	B/S	PTS	PT/S
2021	43	12	98	2.23	39	341	.173	2	.05	6	.14	8	39	0.89	2	2	12	14.0	0.32	112.0	2.55
2020	13	4	27	2.08	33	139	-.043	3	.23	1	.08	8	28	2.15	2	1	8	9.0	0.69	33.0	2.54
2019	67	24	146	2.18	103	506	.085	1	.01	13	.19	14	30	0.45	3	3	7	10.0	0.15	165.5	2.47
2018	1	1	0	0.00	0	0	.000	0	.00	0	.00	0	0	0.00	0	0	0	0.0	0.00	0.0	0.00
TOTAL	125	41	271	2.17	175	986	.097	6	.05	20	.16	31	97	0.78	7	6	27	33.0	0.26	310.5	2.48

GREEN'S SEC CAREER STATISTICS

YEAR	SETS	MP	KILLS	K/S	E	TA	PCT.	AST	A/S	SA	SA/S	SE	DIGS	D/S	RE	BS	BA	TB	B/S	PTS	PT/S
2021	7	2	15	2.14	9	54	.111	1	.14	2	.29	1	6	0.86	0	0	2	2.0	.29	18.0	2.57
2020	13	4	27	2.08	33	139	-.043	3	.23	1	.08	8	28	2.15	2	1	8	9.0	.69	33.0	2.54
2019	28	13	52	1.86	45	211	.033	1	.04	1	.04	9	13	0.46	1	2	3	5.0	.18	56.5	2.02
2018	0	0	0	0.00	0	0	.000	0	.00	0	.00	0	0	0.00	0	0	0	0.0	.00	0.0	0.00
TOTAL	48	19	94	1.96	87	404	.017	5	.10	4	.08	18	47	0.98	3	3	13	16.0	.33	107.5	2.23



#17 CASSIDY TANTON

OUTSIDE HITTER | 6-0 | FRESHMAN
STONEVILLE, N.C. (DALTON MCMICHAEL)



CURTIS'S HIGHLIGHTS:

- Did not see action during the first five weeks of play due to an ankle injury
- Made collegiate debut at Alabama State (9/26)

CATEGORY	CAREER HIGH	OPPONENT/DATE
Kills		
Attempts		
Hitting Percentage (Min. 10 ATT.)		
Assists		
Digs		
Blocks		
Aces		
Points		
CATEGORY	SEASON HIGH	OPPONENT/DATE
Kills		
Attempts		
Hitting Percentage (Min. 10 ATT.)		
Assists		
Digs		
Blocks		
Aces		
Points		

DATE	OPPONENT	SP	ATTACK				SET			SERVE				RECEIPT			BLOCKING				BHE	POINTS	TEAM					
			K	E	TA	PCT.	A	TA	PCT.	SA	SE	TA	PCT.	RE	TA	PCT.	DIG	BS	BA	BE			TOTAL	HIT%	SCORE			
September 26	at Alabama State	1	0	0	0	.000	0	0	.000	0	0	0	.000	0	0	.000	0	0	0	0	0	0	0	0	0.0	0.0	.209	2-3
TOTALS		1	0	0	0	.000	0	0	.000	0	0	0	.000	0	0	.000	0	0	0	0	0	0	0	0.0	0.0	.242		

TANTON'S OVERALL CAREER STATISTICS

YEAR	SETS	MP	KILLS	K/S	E	TA	PCT.	AST	A/S	SA	SA/S	SE	DIGS	D/S	RE	BS	BA	TB	B/S	PTS	PT/S
2021	1	0	0	0.0	0	0	.000	0	.00	0	.00	0	0	.00	0	0	0	0	.00	0.0	0.00
TOTAL	1	0	0	0.0	0	0	.000	0	.00	0	.00	0	0	.00	0	0	0	0	.00	0.0	0.00

TANTON'S SEC CAREER STATISTICS

YEAR	SETS	MP	KILLS	K/S	E	TA	PCT.	AST	A/S	SA	SA/S	SE	DIGS	D/S	RE	BS	BA	TB	B/S	PTS	PT/S
2021	0	0	0	0.0	0	0	.000	0	.00	0	.00	0	0	.00	0	0	0	0	.00	0.0	0.00
TOTAL	0	0	0	0.0	0	0	.000	0	.00	0	.00	0	0	.00	0	0	0	0	.00	0.0	0.00



YAVUZ'S HIGHLIGHTS:

- Made her Auburn debut, starting at middle blocker in the season opener versus Tennessee Tech (8/27)
- Set career high in total blocks (8.0) versus Jackson State (8/28)
- Shattered her career high in kills (8), hitting percentage (.571), digs (4) and points (10.5) versus Florida A&M (9/17)

CATEGORY	CAREER HIGH	OPPONENT/DATE
Kills	8	vs. Florida A&M (9/17/21)
Attempts	14	vs. Florida A&M (9/17/21)
Hitting Percentage (Min. 10 ATT.)	.571	vs. Florida A&M (9/17/21)
Assists		
Digs	4	vs. Florida A&M (9/17/21)
Blocks	8.0	vs. Jackson State (8/28/21)
Aces		
Points	10.5	vs. Florida A&M (9/17/21)

CATEGORY	SEASON HIGH	OPPONENT/DATE
Kills	8	vs. Florida A&M (9/17/21)
Attempts	14	vs. Florida A&M (9/17/21)
Hitting Percentage (Min. 10 ATT.)	.571	vs. Florida A&M (9/17/21)
Assists		
Digs	4	vs. Florida A&M (9/17/21)
Blocks	8.0	vs. Jackson State (8/28/21)
Aces		
Points	10.5	vs. Florida A&M (9/17/21)

DATE	OPPONENT	SP	ATTACK				SET			SERVE				RECEIPT			BLOCKING				TEAM				
			K	E	TA	PCT.	A	TA	PCT.	SA	SE	TA	PCT.	RE	TA	PCT.	DIG	BS	BA	BE	TOTAL	BHE	POINTS	HIT%	SCORE
August 27	TENNESSEE TECH	3	1	0	2	.500	0	1	.000	0	0	0	.000	0	0	.000	0	0	2	0	2.0	0	2.0	.292	3-0
August 28	JACKSON STATE	3	4	0	6	.667	0	0	.000	0	0	0	.000	0	0	.000	0	0	8	0	8.0	0	8.0	.457	3-0
September 3	CAL STATE FULLERTON	3	2	1	4	.250	0	0	.000	0	0	0	.000	0	0	.000	0	0	2	1	2.0	0	3.0	.221	3-0
September 4	SOUTHEASTERN LA.	3	1	0	1	1.000	0	0	.000	0	0	0	.000	0	0	.000	0	0	2	0	2.0	0	2.0	.300	3-0
September 9	NORTH ALABAMA	3	4	0	6	.667	0	1	.000	0	0	0	.000	0	0	.000	0	1	2	1	3.0	0	6.0	.265	3-0
September 12	SANTA CLARA	5	1	2	6	-.167	0	1	.000	0	0	0	.000	0	0	.000	1	0	3	0	3.0	0	2.5	.260	3-2
September 17	FLORIDA A&M	5	8	0	14	.571	0	2	.000	0	0	0	.000	0	0	.000	4	1	3	0	4.0	0	10.5	.245	2-3
September 17	NICHOLLS	4	2	0	6	.333	0	1	.000	0	0	0	.000	0	1	1.000	2	0	2	1	2.0	0	3.0	.183	3-1
September 18	BELMONT	3	3	1	4	.500	0	0	.000	0	0	0	.000	0	0	.000	0	0	2	0	2.0	0	4.0	.345	3-0
September 22	OLE MISS	4	2	1	5	.200	0	0	.000	0	0	0	.000	1	1	.000	0	1	2	1	3.0	0	4.0	.196	1-3
September 26	at Alabama State	5	2	1	3	.333	0	1	.000	0	0	0	.000	0	0	.000	0	0	3	0	3.0	0	3.5	.209	2-3
September 29	at Tennessee	3	1	0	3	.333	0	0	.000	0	0	0	.000	0	0	.000	0	0	4	0	4.0	0	3.0	.076	0-3
TOTALS		44	31	6	60	.417	0	7	.000	0	0	0	.000	1	2	.500	7	3	35	4	38.0	0	51.5	.242	

SETS PLAYED: 44
KILLS PER SET: 0.70

DIGS PER SET: 0.16
BLOCKS PER SET: 0.86


POINTS PER SET: 1.17

YAVUZ'S OVERALL CAREER STATISTICS

YEAR	SETS	MP	KILLS	K/S	E	TA	PCT.	AST	A/S	SA	SA/S	SE	DIGS	D/S	RE	BS	BA	TB	B/S	PTS	PT/S
2021	44	12	31	0.70	6	60	.417	0	.00	0	.00	0	7	0.16	1	3	35	38.0	0.86	51.5	1.17
TOTAL	44	12	31	0.70	6	60	.417	0	.00	0	.00	0	7	0.16	1	3	35	38.0	0.86	51.5	1.17

YAVUZ'S SEC CAREER STATISTICS

YEAR	SETS	MP	KILLS	K/S	E	TA	PCT.	AST	A/S	SA	SA/S	SE	DIGS	D/S	RE	BS	BA	TB	B/S	PTS	PT/S
2021	7	2	3	0.43	1	8	.250	0	.00	0	.00	0	0	0.00	1	1	6	7.0	1.00	7.0	1.00
TOTAL	7	2	3	0.43	1	8	.250	0	.00	0	.00	0	0	0.00	1	1	6	7.0	1.00	7.0	1.00



#21 TATUM SHIPES
OUTSIDE HITTER/MIDDLE BLOCKER | 6-4 | SENIOR
BUFORD, GA. (BUFORD)

SHIPES HIGHLIGHTS:

- Moved to middle blocker to begin the season after spending the majority of career as a pin hitter
- Leads the SEC and ranks 11th nationally in blocks per set (1.44)
- Also leads the league total blocks (59.0)
- Recorded 23 double-digit kill effort and seven career double-double performances
- Set a career high with nine stuffs at the net versus Nicholls (9/17), while adding season highs in digs (3) and points (12.5)

CATEGORY	CAREER HIGH	OPPONENT/DATE
Kills	21	vs. Ole Miss (10/26/18)
Attempts	55	vs. Ole Miss (10/26/18)
Hitting Percentage (Min. 10 ATT.)	.462	vs. Tennessee Tech (8/27/21)
Assists	3 (4x)	last, at Texas A&M (11/13/19)
Digs	18 (2x)	last, at Tennessee (11/27/19)
Blocks	9.0	vs. Nicholls (9/17/21)
Aces	3 (2x)	last, at Western Michigan (9/20/19)
Points	24.5	vs. Ole Miss (10/26/18)

CATEGORY	SEASON HIGH	OPPONENT/DATE
Kills	8	vs. Tennessee Tech (8/27/21)
Attempts	20	vs. Nicholls (9/17/21)
Hitting Percentage (Min. 10 ATT.)	.462	vs. Tennessee Tech (8/27/21)
Assists	1 (3x)	last, vs. Nicholls (9/17/21)
Digs	3 (2x)	last, vs. Ole Miss (9/22/21)
Blocks	9.0	vs. Nicholls (9/17/21)
Aces	1	vs. Southeastern Louisiana (9/3/21)
Points	12.5	vs. Nicholls (9/17/21)

DATE	OPPONENT	SP	ATTACK				SET			SERVE				RECEIPT			BLOCKING				BHE	POINTS	TEAM HIT%	SCORE	
			K	E	TA	PCT.	A	TA	PCT.	SA	SE	TA	PCT.	RE	TA	PCT.	DIG	BS	BA	BE	TOTAL				
August 27	TENNESSEE TECH	3	8	2	13	.462	1	2	.500	0	1	5	.800	0	2	1.000	1	1	6	0	7.0	0	12.0	.292	3-0
August 28	JACKSON STATE	3	4	0	9	.444	0	0	.000	0	1	3	.667	0	0	.000	1	0	5	0	5.0	0	6.5	.457	3-0
September 2	CAL STATE FULLERTON	3	1	1	9	.000	0	1	.000	0	0	7	1.000	0	1	1.000	2	1	2	1	3.0	0	3.0	.221	3-0
September 3	SOUTHEASTERN LA.	3	4	1	11	.273	0	2	.000	1	1	6	.833	0	0	.000	2	0	8	0	8.0	0	9.0	.300	3-0
September 9	NORTH ALABAMA	3	6	0	7	.857	0	0	.000	0	0	0	.000	0	0	.000	1	0	3	0	3.0	0	6.0	.265	3-0
September 12	SANTA CLARA	5	7	2	14	.357	1	3	.333	0	0	0	.000	0	0	.000	1	1	4	1	5.0	1	10.0	.260	3-2
September 17	FLORIDA A&M	2	3	3	11	.000	0	0	.000	0	0	0	.000	0	0	.000	0	0	1	0	1.0	0	3.5	.245	2-3
September 17	NICHOLLS	4	7	4	20	.150	1	2	.500	0	0	0	.000	0	0	.000	3	2	7	0	9.0	0	12.5	.183	3-1
September 18	BELMONT	3	4	0	10	.400	0	0	.000	0	0	0	.000	0	0	.000	0	3	4	0	7.0	0	9.0	.345	3-0
September 22	OLE MISS	4	3	2	9	.111	0	1	.000	0	0	0	.000	0	1	1.000	3	2	1	0	3.0	0	5.5	.196	1-3
September 26	at Alabama State	5	6	2	10	.400	0	1	.000	0	0	0	.000	0	0	.000	1	0	2	0	2.0	0	7.0	.209	2-3
September 29	at Tennessee	3	3	1	10	.200	0	1	.000	0	0	0	.000	0	1	1.000	1	2	4	0	6.0	1	7.0	.076	0-3
TOTALS		41	56	18	133	.286	3	13	.231	1	3	21	.857	0	5	1.000	16	12	47	2	59.0	2	92.5	.242	

SETS PLAYED: 41
 KILLS PER SET: 1.37
 ASSISTS PER SET: 0.07

SERVICE ACES SET: 0.02
 DIGS PER SET: 0.39
 BLOCKS PER SET: 1.44

POINTS PER SET: 2.26

SHIPES' OVERALL CAREER STATISTICS

YEAR	SETS	MP	KILLS	K/S	E	TA	PCT.	AST	A/S	SA	SA/S	SE	DIGS	D/S	RE	BS	BA	TB	B/S	PTS	PT/S
2021	41	12	56	1.37	18	133	.286	3	.07	1	.02	3	16	0.39	0	12	47	59.0	1.44	92.5	2.26
2020	25	8	59	2.36	44	230	.065	3	.12	4	.16	12	47	1.88	10	1	15	16.0	0.64	71.5	2.86
2019	103	29	269	2.61	154	900	.127	29	.28	23	.22	52	246	2.39	28	14	55	69.0	0.67	333.5	3.24
2018	59	21	147	2.49	63	403	.208	1	.02	0	.00	0	30	0.51	4	6	18	24.0	0.41	162.0	2.75
TOTAL	228	70	531	2.33	280	1,666	.151	36	.16	28	.12	67	339	1.49	42	33	135	168.0	0.74	659.5	2.89

SHIPES' SEC CAREER STATISTICS

YEAR	SETS	MP	KILLS	K/S	E	TA	PCT.	AST	A/S	SA	SA/S	SE	DIGS	D/S	RE	BS	BA	TB	B/S	PTS	PT/S
2021	7	2	6	0.86	3	19	.158	0	.00	0	.00	0	4	0.57	0	4	5	9.0	1.29	12.5	1.71
2020	25	8	59	2.36	44	230	.065	3	.12	4	.16	12	47	1.88	10	1	15	16.0	0.64	71.5	2.86
2019	59	18	176	2.98	99	605	.127	15	.25	9	.15	28	164	2.78	18	11	26	37.0	0.63	209.0	3.54
2018	47	15	128	2.72	56	341	.211	1	.02	0	.00	0	26	0.55	4	5	16	21.0	0.45	141.0	3.00
TOTAL	138	43	369	2.67	203	1196	.139	19	.14	13	.09	40	241	1.75	32	21	64	83.0	.60	434.0	3.14



#4 FALLAN LANHAM
Fr. | DS/L | 5-8



#5 AUDREY DOUGLAS
So. | OH/OPP | 6-4



#6 BELLA ROSENTHALL
Sr. | DS/L | 5-5



#7 REBEKAH RATH
Jr. | OH | 6-0




#8 LIZ REICH
Gr. | OPP | 6-1



#10 JACKIE BARRETT
So. | S | 6-1



#11 JORDAN SINNESS
Fr. | S | 5-9



#15 KATE CURTIS
Fr. | DS/L | 5-6



#16 VAL GREEN
Sr. | OH | 6-4



#17 CASSIDY TANTON
Fr. | OH | 6-0



#19 ELIF SU YAVUZ
Sr. | MB | 6-3



#21 TATUM SHIPES
Sr. | OH | 6-4



HEAD COACH
BRENT CROUCH



ASSOCIATE HEAD COACH
ALEX DUNPHY



ASSISTANT COACH
RICK MOLLER