



CRIMSON TIDE

BASKETBALL

20 NCAA Appearances » 13 Combined SEC Titles » 2nd in SEC History in Total League Wins » 2nd in SEC History in Winning Percentage

GAME 12 ALABAMA VS AUBURN

JANUARY 9, 2021 / 11 A.M. CT / AUBURN, ALA.

AUBURN ARENA (9,121)

TV: ESPN2

(Play-By-Play: Beth Mowins, Analyst: Dan Dakich)

RADIO: CRIMSON TIDE SPORTS NETWORK

(Play-By-Play: Chris Stewart, Analyst: Bryan Passink, Sideline: Roger Hoover
Sirius/XM Channel: NA/381)

CRIMSON TIDE

2020-21 Record	8-3
2020-21 SEC Record	3-0
NET Ranking	24
Leading Scorer	Jaden Shackelford (13.3)
Leading Rebounder	Herbert Jones (6.4)
Leader in Assists	Jahvon Quinerly (3.4)
Head Coach	Nate Oats
Record at Alabama (Years)	24-18 (2nd)
Career Record (Years)	120-61 (6th)

TIGERS

2020-21 Record	6-5
2020-21 SEC Record	0-3
NET Ranking	89
Leading Scorer	Allen Flanigan (13.5)
Leading Rebounder	Justin Powell (6.1)
Leader in Assists	Justin Powell (4.7)
Head Coach	Bruce Pearl
Record at Auburn (Years)	131-83 (7th)
Career Record (Years)	593-228 (26th)

NUGGETS YOU NEED TO KNOW

- Alabama will begin a two-game road swing on Saturday when it takes on rival Auburn inside Auburn Arena at 11 a.m. CT on ESPN2. It's the first of two contests between the two in-state foes, as the Tigers will travel to Tuscaloosa for the final regular season game, which will be held on March 2 (6 p.m. CT) at Coleman Coliseum.
- The Tide enters the contest having won four straight and five of its last six games following an 86-71 victory over Florida last Tuesday night in Coleman Coliseum. The win improved Alabama to 8-3 on the season and 3-0 in SEC play, the program's best start to the conference season since starting 8-0 in 1986-87.
- Alabama enters the contest with 1,699 wins in program history and needs one more victory to earn the program's 1,700th win in school history. Whenever it happens, the Crimson Tide would become only the third team in SEC history to reach 1,700 program wins, joining Kentucky (2,321) and Arkansas (1,717). UA will be the 34th team in NCAA history to achieve the milestone and the second to do it this season (Gonzaga and Oregon).
- Saturday's game will mark the 163rd meeting on the hardwood between the two schools, which is the fourth-most games UA has played against any one opponent. The Crimson Tide owns a 96-66 edge in the series, as the 96 victories also rank fourth-best against any foe in program history.
- The contest pits two of the top shooting teams in the SEC. The Tigers lead the league with 113 made three-pointers this season and an average of 10.3 threes made per game. Meanwhile, the Tide ranks third in the SEC with 103 treys and 9.4 threes made per contest.
- Alabama has dropped five consecutive games in Auburn Arena. The Tide's last win on the Plains came on Feb. 17, 2015 when it upended the Tigers, 79-68. In all, Alabama owns a record of 26-33 when playing the Tigers on their home floor. Since Auburn Arena opened in 2010, Alabama has a record of 3-7.
- The Crimson Tide is ranked No. 24 in the NCAA NET rankings (as of 1/8) which is third-best among SEC teams. Alabama is one of six SEC teams ranked among the top-30, which also includes No. 4 Tennessee, No. 23 Missouri, No. 25 LSU, No. 27 Arkansas and No. 30 Florida.

2020-21 SCHEDULE

Opponent	TV	Time (CT)/Result
NOVEMBER		
25 JACKSONVILLE STATE	SEC Network	W, 81-57
30 vs. Stanford ¹	ESPN2	L, 64-82
DECEMBER		
1 vs. UNLV ¹	ESPN2	W, 86-74
2 vs. Providence ¹	ESPN2	W, 88-71
12 vs. Clemson ²	ACCN+	L, 56-64
15 FURMAN	SEC Network	W, 83-80
19 WESTERN KENTUCKY	ESPNU	L, 71-73
22 EAST TENNESSEE ST	SEC Network+	W, 85-69
29 OLE MISS*	SEC Network	W, 82-64
JANUARY		
2 at ^{7/8} Tennessee*	ESPN2	W, 71-63
5 FLORIDA*	ESPN2	W, 86-71
9 at Auburn*	ESPN2	11 a.m.
12 at Kentucky*	ESPN	8 p.m.
16 ARKANSAS*	SEC Network	2:30 p.m.
19 at LSU*	ESPN/ESPN2	8 p.m.
23 MISSISSIPPI STATE*	SEC Network	5 p.m.
26 KENTUCKY*	ESPN/ESPN2	6 p.m.
30 at Oklahoma ³	ESPN2	11 a.m.
FEBRUARY		
3 LSU*	ESPN2/ESPNU	6 p.m.
6 at Missouri*	SEC Network	7:30 p.m.
9 at South Carolina*	SEC Network	5:30 p.m.
13 GEORGIA*	SEC Network	2:30 p.m.
17 at Texas A&M*	SEC Network	8 p.m.
20 VANDERBILT*	SEC Network	12 p.m.
24 at Arkansas*	ESPN2/ESPNU	8 p.m.
27 at Mississippi State*	SEC Network	7:30 p.m.
MARCH		
2 AUBURN*	ESPN/ESPN2/ESPNU	6 p.m.
10-14 at SEC Tournament ⁴	TBD	TBD

- 1 Maui Invitational (Asheville, N.C.)
- 2 Holiday Hoopsgiving (Atlanta, Ga.)
- 3 SEC/Big 12 Challenge
- 4 SEC Tournament (Nashville, Tenn.)













* Southeastern Conference game
BOLD indicates home game
Rankings listed are AP/Coaches

Follow us on Twitter, Instagram and Facebook at @AlabamaMBB



Follow ALABAMA MEN'S BASKETBALL on the social media sites listed for up-to-date news, exclusive content and more.

2020-21 OVERALL RECORDS • 8-3 / SEC • 3-0 / HOME • 5-1 / AWAY • 1-0 / NEUTRAL • 2-2
PREVIOUS GAME STARTERS HIGHLIGHTED IN SHADED BOX

1		HERBERT JONES					LAST GAME: 16 pts, 5 rebs, 2 stls vs. Florida NOTES: Long, slashing & athletic lefty who worked tremendously hard to improve his 3-point shot in the offseason ... 3-year captain & one of the top defensive players in the nation ... 2020 SEC All-Defensive Team ... led UA with 16 Hard Hat Awards & 593 Blue Collar points last year ... 68 charges taken for his career ... Academic All-District (2019).	SEASON HIGHS Pts: 18 2x, last vs. Furman (12/15/20) Rebs: 12 3x, last vs. Furman (12/15/20) Asts: 5 vs. Providence (12/2/20) Stls: 3 vs. Clemson (12/12/20)			
		F/G • 6-8 • 210 • Sr. • Greensboro, Ala.									
		PPG	RPG	APG	SPG	BPG			MPG		
						12.4	6.4	1.9	1.4	1.0	27.2
2		JORDAN BRUNER					LAST GAME: 6 pts, 7 rebs, 4 asts, 3 stls vs. Florida NOTES: High level defender & shot-blocker ... first-team All-Ivy League last season at Yale ... the only player in Yale history to record a triple-double ... high IQ player ... ability to knock down three-pointers & make precision passes ... Oats was the first to contact him when he entered portal ... came to Alabama because of style of play fit him best.	SEASON HIGHS Pts: 14 vs. WKU (12/19/20) Rebs: 8 vs. ETSU (12/22/20) Asts: 4 3x, last vs. Florida (1/5/21) Stls: 5 vs. Clemson (12/12/20)			
		F • 6-10 • 225 • Gr. • Columbia, S.C.									
		PPG	RPG	APG	SPG	BPG			MPG		
						6.7	5.5	1.6	1.6	1.4	21.8
3		ALEX REESE					LAST GAME: 5 pts, 3 rebs, 3 blks vs. Florida NOTES: Stretch four who can play inside but is at his best when he takes advantage of mismatches ... one of the team's most experienced players and outside shooters ... led Alabama in blocked shots last season ... one of the team's top rebounders ... coming off a season in which he set career highs in most every category.	SEASON HIGHS Pts: 10 vs. Ole Miss (12/29/20) Rebs: 5 3x, last vs. Clemson (12/12/20) Asts: 2 2x, last vs. Ole Miss (12/29/20) Blks: 3 vs. Florida (1/5/21)			
		F • 6-9 • 230 • Sr. • Pelham, Ala.									
		PPG	RPG	APG	SPG	BPG			MPG		
						4.3	2.8	0.6	0.3	0.6	13.9
4		JUWANA GARY					LAST GAME: 2 rebs vs. Florida NOTES: Strong, athletic power forward who sat out the 2019-20 season after suffering a knee injury ... strong around the post and gives the Tide another big body inside ... capable of playing outside the arc but specializes inside the paint and on the boards ... came to Alabama as a top-100 recruit (No. 64 by ESPN).	SEASON HIGHS Pts: 10 vs. Furman (12/15/20) Rebs: 4 vs. ETSU (12/22/20) Asts: Blks: 1 vs. ETSU (12/22/20)			
		F • 6-6 • 218 • R-Fr. • Columbia, S.C.									
		PPG	RPG	APG	SPG	BPG			MPG		
						1.9	1.1	0.0	0.2	0.1	4.9
5		JADEN SHACKELFORD					LAST GAME: 16 pts, 3 rebs vs. Florida NOTES: One of the top shooters in the SEC ... left-handed shooter who primarily plays at the 2 ... Freshman All-SEC honoree last year ... finished the 2019-20 season with 84 threes made including 55 coming in league play which led the SEC ... capable of scoring from anywhere on the court ... terrific finisher around the rim.	SEASON HIGHS Pts: 26 vs. ETSU (12/22/20) Rebs: 12 vs. Jax State (11/25/20) Asts: 4 2x, last vs. Ole Miss (12/29/20) Stls: 2 3x, last at Tennessee (1/2/21)			
		G • 6-3 • 200 • So. • Hesperia, Calif.									
		PPG	RPG	APG	SPG	BPG			MPG		
						13.3	4.5	1.6	0.8	0.1	29.1
11		JOSH PRIMO					LAST GAME: 2 rebs, 2 asts vs. Florida NOTES: Combo guard who is one of the top young players in the nation ... reclassified from 2021 class into 2020 class and was a 5-star prospect who was ranked No. 19 overall ... lengthy, athletic and versatile player who is one of the top players in all of Canada ... was AAU teammates with fellow freshman Keon Ambrose-Hylton.	SEASON HIGHS Pts: 15 vs. Providence (12/2/20) Rebs: 6 vs. Ole Miss (12/29/20) Asts: 3 vs. Stanford (11/30/20) Stls: 2 2x, last vs. ETSU (12/22/20)			
		G • 6-6 • 190 • Fr. • Toronto, Ontario									
		PPG	RPG	APG	SPG	BPG			MPG		
						6.4	3.2	0.9	0.6	0.9	21.5
12		DARIUS MILES					LAST GAME: DNP vs. Florida NOTES: Late signee who came to Alabama from IMG Academy ... a wiry, aggressive player who can slash to the basket ... capable of making the three-point shot ... runs the floor well and is at his best in transition ... solid rebounder ... listed as a 4-star signee and the 26th-best small forward in the nation by Rivals.	SEASON HIGHS Pts: 3 vs. Stanford (11/30/20) Rebs: 2 vs. Jax State (11/25/20) Asts: Stls: 1 vs. Stanford (11/30/20)			
		F • 6-6 • 185 • Fr. • Washington, D.C.									
		PPG	RPG	APG	SPG	BPG			MPG		
						1.4	0.6	0.0	0.2	0.2	2.5
13		JAHVON QUINERLY					LAST GAME: DNP vs. Florida NOTES: Transfer from Villanova who was denied a waiver by the NCAA to play last year ... applied his year out to get better, learn Oats' system and improve his overall game ... helped create the "Jelly" fad & has over 420k followers on instagram ... a 2018 McDonald's All-American ... ranked No. 26 in ESPN's 2018 Top 100.	SEASON HIGHS Pts: 24 vs. Ole Miss (12/29/20) Rebs: 9 vs. ETSU (12/22/20) Asts: 4 vs. Providence (12/1/20) Stls: 3 vs. Stanford (11/30/20)			
		G • 6-1 • 175 • So. • Hackensack, N.J.									
		PPG	RPG	APG	SPG	BPG			MPG		
						13.0	1.9	3.4	0.8	0.1	26.2
14		KEON ELLIS					LAST GAME: 16 pts, 8 rebs, 2 asts, 2 stls vs. Florida NOTES: Smooth 2-guard who is a terrific shooter and very capable defender ... also brings a veteran quality to the Tide after spending two years at Florida Southwestern State College ... earned NJCAA All-America honors and was ranked as the No. 1 JUCO player in the nation ... older brother played D-I basketball Jacksonville University.	SEASON HIGHS Pts: 16 vs. Florida (1/5/21) Rebs: 8 vs. Florida (1/5/21) Asts: 2 2x, last vs. Florida (1/5/21) Stls: 2 vs. Florida (1/5/21)			
		G • 6-6 • 170 • Jr. • Eustis, Fla.									
		PPG	RPG	APG	SPG	BPG			MPG		
						3.9	2.4	0.9	0.6	0.2	13.0
22		KEON AMBROSE-HYLTON					LAST GAME: 2 mins vs. Florida NOTES: Athletic and powerful big man ... has a high motor and can run the floor ... blue-collar work ethic and is always the first one in the gym ... his strength is around the rim where he can use his explosiveness and athletic ability ... teammates alongside Josh Primo for UPlay AAU in Canada ... rated as one of the top prep players in all of Canada.	SEASON HIGHS Pts: 4 vs. ETSU (12/22/20) Rebs: 1 3x, last vs. Providence (12/2/20) Asts: Blks:			
		F • 6-8 • 210 • Fr. • Toronto, Ontario									
		PPG	RPG	APG	SPG	BPG			MPG		
						0.9	0.4	0.0	0.0	0.0	3.7
23		JOHN PETTY JR.					LAST GAME: 12 pts, 2 rebs, 2 asts vs. Florida NOTES: The top three-point shooter in the SEC and one of the best shooters in the nation ... on verge of breaking nearly every three-point record in program history ... Jerry West Award Preseason Watch List ... Preseason All-SEC First Team ... tested NBA waters and was one of the last players to withdraw name.	SEASON HIGHS Pts: 22 vs. UNLV (12/1/20) Rebs: 7 vs. Furman (12/15/20) Asts: 6 2x, last vs. Furman (12/15/20) Stls: 4 vs. WKU (12/19/20)			
		G • 6-5 • 184 • Sr. • Huntsville, Ala.									
		PPG	RPG	APG	SPG	BPG			MPG		
						12.6	5.2	2.4	1.1	0.3	30.8
33		JAMES ROJAS					LAST GAME: 15 pts, 7 rebs vs. Florida NOTES: Sat out last season after suffering knee injury prior to the year ... JUCO All-America at Hutchison CC ... effective around the basket and can knock down threes ... strong post-presence and solid post-defender ... plays with a toughness and a chip on his shoulder ... from same hometown at assistant coach Bryan Hodgson.	SEASON HIGHS Pts: 15 vs. Florida (1/5/21) Rebs: 7 3x, last vs. Florida (1/5/21) Asts: 1 4x last vs. Florida (1/5/21) Stls: 2 vs. Furman (12/15/20)			
		F • 6-8 • 220 • Jr. • Jamestown, N.Y.									
		PPG	RPG	APG	SPG	BPG			MPG		
						4.6	3.9	0.6	0.7	0.0	15.0

LAST TIME OUT: ALABAMA 86, FLORIDA 71 [TUSCALOOSA, ALA. | 1/5/21]



Official Basketball Box Score - Final
Florida at Alabama
 01/05/21 Coleman Coliseum, Tuscaloosa
 2020-21 Men's Basketball
 Game Time: 6:00 PM
 Game Duration: 2:07
 Attendance: 2,055
 Officials: Doug Shows, Bart Lenox, John Gaffney

Florida - 71		Record: 5-2 (2-1)											
NO.	Name	Min	FG M-A	3P M-A	FT M-A	Rebounds OR DR TOT	Fouls PF FD	TP	AS	TO	ST	Blocks BS BA	+/-
4	Anthony Duruji	F 30:03	3-11	1-3	1-2	3 3 6	1 1 8	1	1	1	2	0 0 1	-24
12	Colin Castleton	F 26:13	6-11	0-0	1-3	4 4 8	3 2 2	13	1	2	0	0 1	-15
1	Tre Mann	G 34:37	4-11	2-4	1-2	2 4 6	2 2 11	6	2	3	0	0 2	-17
10	Noah Locke	G 30:28	4-11	3-6	0-1	1 1 2	2 4 11	0	1	0	0	0 0	-13
23	Scottie Lewis	G 19:42	1-6	0-1	0-0	0 1 1	4 0 2	0	3	1	2	1 0	0
22	Tyrese Appleby	G 30:46	6-12	2-4	4-4	1 4 5	1 6 18	3	3	2	1	1	-15
5	Omar Payne	10:01	1-1	0-0	0-0	0 0 1	1 1 3	2	0	1	1	1 0	0
15	Osayi Osifo	05:57	1-1	0-0	1-2	0 0 0	2 1 3	1	0	0	0	0 0	3
0	Ques Glover	07:17	0-3	0-1	0-0	1 1 2	1 1 0	1	1	0	0	0 0	-13
44	Niels Lane	02:00	0-0	0-0	0-0	0 0 0	0 0 0	0	1	0	0	0 0	6
2	Samson Ruzhentsev	01:34	1-1	1-1	0-0	0 0 0	0 0 0	3	0	0	0	0 0	6
3	Alex Klatsky	00:41	0-0	0-0	0-0	0 0 0	0 0 0	0	0	0	0	0 0	5
20	Jack May	00:41	0-0	0-0	0-0	0 0 0	0 0 0	0	0	0	0	0 0	5
Team						3 5 8	0 0 0	0	0	0	0	0 0	
Totals		27:68	9-20	8-14	15 24 39	19 18	71	14	14	9	4	6	-15

Shooting By Period	
1st FG%	12-32 37.5%
3PT%	3-5 60.0%
FT%	5-10 50%
2nd FG%	15-36 41.7%
3PT%	6-15 40.0%
FT%	3-4 75%
GM FG%	27-68 39.7%
3PT%	9-20 45.0%
FT%	8-14 57.1%

Dead Ball Rebounds: 3, 0

Alabama - 86		Record: 8-3 (3-0)											
NO.	Name	Min	FG M-A	3P M-A	FT M-A	Rebounds OR DR TOT	Fouls PF FD	TP	AS	TO	ST	Blocks BS BA	+/-
2	Jordan Bruner	F 21:09	3-4	0-0	0-0	5 2 7	2 0 6	4	1	3	1	0 10	10
1	Herbert Jones	G 22:15	6-16	1-2	3-4	3 2 5	3 5 16	1	2	2	1	2 6	6
5	Jaden Shackelford	G 31:25	5-12	2-7	4-4	0 3 3	1 2 16	0	2	0	0	1 15	15
11	Joshua Primo	G 19:33	0-4	0-3	0-0	0 2 2	1 0 2	4	1	0	0	0 0	-6
23	John Petty Jr.	G 31:08	5-8	1-2	1-1	0 2 2	2 1 12	2	1	1	0	0 14	14
3	Alex Reese	14:26	2-4	1-2	0-0	1 2 3	3 0 5	0	0	0	3	0 9	9
33	James Rojas	23:53	5-8	0-0	5-9	2 5 7	2 8 15	1	2	1	1	0 23	23
14	Keon Ellis	24:10	5-6	3-3	3-3	0 8 8	1 2 16	2	1	2	1	0 30	30
4	Juwon Gary	03:37	0-2	0-0	0-0	1 1 2	0 0 0	0	0	0	0	0 0	6
22	Keon Ambrose-Hylton	02:08	0-0	0-0	0-0	0 0 0	2 0 0	0	0	0	0	0 0	-8
10	Delaney Heard	01:34	0-1	0-0	0-0	0 1 1	1 0 0	0	0	0	0	0 0	-6
15	Tyler Barnes	01:34	0-0	0-0	0-0	0 0 0	0 0 0	0	0	0	0	0 0	-6
21	Britton Johnson	01:34	0-1	0-1	0-0	0 0 0	0 0 0	0	0	0	0	0 0	-6
30	Kendall Wall	01:34	0-1	0-0	0-0	0 0 0	0 0 0	0	0	0	0	0 0	-6
Team						3 1 4	0 0 0	0	0	0	0	0 0	
Totals		31:67	8-20	16-21	15 29 44	18 19	86	12	13	10	6	4	15

Shooting By Period	
1st FG%	15-33 45.5%
3PT%	5-9 55.6%
FT%	4-8 50%
2nd FG%	16-34 47.1%
3PT%	3-11 27.3%
FT%	12-13 92.3%
GM FG%	31-67 46.3%
3PT%	8-20 40.0%
FT%	16-21 76.2%

Dead Ball Rebounds: 2, 0

Technical Fouls: NONE	
UF	Bama
Points from Turnovers	16 19
Paint	28 46
Second Chance	18 16
Fast Breaks	7 11
Bench	26 36

TUSCALOOSA, Ala. – Alabama men’s basketball rolled over the Florida Gators, 86-71, Tuesday night in Coleman Coliseum, improving to 3-0 to start Southeastern Conference play for the first time since 1986-87. The Crimson Tide claimed its fourth straight victory and fifth win over its last six games to improve to 8-3 overall, while Florida drops to 5-2 (2-1, SEC).

Herbert Jones, Jaden Shackelford and Keon Ellis scored 16 points each to lead the Crimson Tide, with all three scoring six in the first half and 10 in the second. James Rojas turned in 15 points while John Petty Jr. tallied a dozen to round out the Tide’s double-figure scorers. Ellis, who had scored just 23 points the entire season entering Tuesday night’s contest, also led UA with eight rebounds and a +30 in +/- points. Jordan Bruner posted a game-high five offensive rebounds, four assists and three steals.

Coach Nate Oats Postgame Comments

“That was a great effort from all of our guys defensively. I thought we really locked in after the first eight minutes. If you take away that first minute-and-a-half of the second half, I thought our defense was really good that half as well. Florida is a good team. They play a lot of four out and have quick guards that can drive you. I thought we did a good job to keep them out of the paint and we had a big advantage in paint scoring tonight. Then obviously, Keon Ellis had a big game for us. He grew up about an hour and a half from Florida’s campus and he came ready to play tonight. He was +30 when he was in the game and that’s maybe the highest plus-minus I’ve seen in a 15-point game maybe ever. I thought our entire bench stepped up tonight in Jahvon Quinerly’s absence.”

Team Stats

- Alabama scored 86 points on 31-of-67 shooting (46.3 percent) while holding Florida to just 27-of-68 (39.7 percent) from the floor
- UA improves to 7-0 when it shoots 40 percent or better (46.3 percent) and when it scores 80 or more points in a game
- The Crimson Tide bullied the Gators in the paint with 46 points inside with a total of 44 rebounds, allowing Florida just 28 points inside and 39 rebounds

- Alabama’s bench played strong in the win, scoring 36 points, outscoring the Gator bench by 10
- In all, the game totaled six ties and nine lead changes, however the Crimson Tide never trailed after taking a 26-24 lead with 5:20 left in the first half
- The Crimson Tide used a 20-4 run over an eight-minute span in the second half to pull away from the Gators for good
- Ellis tallied a career-high 16 points on 5-of-6 shooting, including 3-of-3 from beyond the three-point arc while grabbing a career-high eight rebounds
- Rojas’ 15 points was a career high, while his seven rebounds tied his best in a Crimson Tide uniform
- Quinerly, who has have averaging 13.0 points and 3.2 assists per game, missed the contest due to a medical condition

First Half

- The Gators jumped out to a 5-0 lead, but the Tide quickly came right back to take its first lead of the game at 12-11 with 13:34 remaining in the opening stanza
- The next few minutes went back-and-forth with the game tied 24-24 with 6:29 left to play in the first half
- The Crimson Tide went on a 13-5 run from the 6:29 to the 2:27 mark. Alabama knocked down 5-of-8 from the field during that span to take a 34-29 lead
- Alabama closed the half out with a 7-3 spurt to take a 39-32 lead over the Gators into the locker room
- The first half featured nine lead changes and five ties

Second Half

- Florida came out on a 7-0 spurt to start the second half to pull into a 39-39 tie just two minutes in
- The Crimson Tide caught fire with a 20-4 run that spanned more than five minutes making 8-of-12 field goals and 2-of-4 from beyond the arc to take a 61-45 lead
- The Gators cut the lead to 12 points with 8:39 remaining in the second half to set the score at 65-53, but a quick 7-3 spurt pushed Alabama’s lead to 72-53
- Florida closed out the game outscoring Alabama 18-15 over the final eight minutes of the game, but the Crimson Tide’s lead never fell below the 12-point margin
- Alabama shot 47.7 percent from the field and knocking down 11-of-13 second half free throws while holding Florida to 41.7 shooting to earn the 86-71 victory

2020-21 TOP PERFORMANCES

CATEGORY	ALABAMA	OPPONENTS
Points	26 by Jaden Shackelford vs. ETSU, 12/22/20	27, 2x, last by Charles Bassey, WKU, 12/19/20
Field Goals Made	8 by Jaden Shackelford vs. ETSU, 12/22/20	11 by Charles Bassey, WKU, 12/19/20
Field Goal Attempts	17 by Jahvon Quinerly vs. Jacksonville State, 11/25/20	21, Caleb Grill, UNLV, 12/1/20
3-Pointers Made	8 by Jaden Shackelford vs. ETSU, 12/22/20	6, 2x, last by Damari Monsanto, ETSU, 12/22/20
3-Pointers Attempted	13 by Jaden Shackelford vs. ETSU, 12/22/20	11, Mike Bothwell, Furman, 12/15/20
Rebounds	12 3x, last by Herbert Jones vs. Furman, 12/15/20	12 by Charles Bassey, WKU, 12/19/20
Assists	9 by Jahvon Quinerly vs. ETSU, 12/22/20	6, 4x, last by Tre Mann, Florida, 1/5/21
Steals	5 by Jordan Bruner vs. Clemson, 12/12/20	3, 7x, last by Tre Mann, Florida, 1/5/21
Blocks	3, 2x, last by Alex Reese vs. Florida, 1/5/21	5, Yves Pons, Tennessee, 1/2/21

TIDE	TALE OF THE TAPE	TIGERS
2020-21	Season	2020-21
8-3	Overall	6-5
3-0	Conference	0-3
7-3	Last 10	5-5
4-1	Last 5	2-3
77.5	PPG	74.4
69.8	OPP PPG	71.8
+7.7	Margin	+2.4
.422	FG%	.444
.410	FG% DEF	.437
.323	3PT%	.343
.319	3PT% DEF	.300
9.4	3PT MPG	10.3
.672	FT%	.621
41.3	RPG	38.4
39.2	OPP RPG	33.6
+2.1	Margin	+4.7
13.3	APG	15.3
13.2	TOs PG	16.9
3.8	BPG	4.5
7.8	SPG	6.7

SERIES HISTORY

Overall Series Record.....	Alabama leads, 96-66
Last Five Contests.....	Auburn leads, 3-2
Last 10 Contests.....	Auburn leads, 6-4
At Auburn.....	Auburn leads, 33-26 (Alabama streak: Lost 5)
At Alabama.....	Alabama leads, 50-10 (Alabama streak: Won 1)
At Coleman Coliseum.....	Alabama leads, 43-9
Neutral Site.....	Auburn leads, 23-20
Series Streak.....	Auburn won 1
Last Meeting.....	Feb. 12, 2020 (Auburn, Ala.) No. 11 Auburn 95, Alabama 91 (ot)

ABOUT AUBURN

- Auburn comes into Saturday afternoon's rivalry game against Alabama sporting a 6-5 mark, but has started league play with three consecutive defeats, most recently falling at Ole Miss, 72-61, on Wednesday night in Oxford, Miss. Forward Jaylin Williams posted a career-high 24 points, including knocking down 6-of-10 three-pointers, but it was not enough to overcome a 14-point halftime deficit.
- Guard Allen Flanigan leads four players in double figures at 13.5 points per game. He also is the team leader in minutes (29.9), field goals made (50) and field goals attempted (100), while ranking second in rebounding (4.9), assists (2.9 apg), threes made (23) and field goal percentage (.500).
- Guard Justin Powell, who missed the Ole Miss game with an injury, leads Auburn in assists (4.3), rebounding (6.1 rpg) and three-point shooting (19-of-43, .442), while contributing 11.7 points per game. Williams (11.5 ppg) and Jamal Johnson (10.7), the son of former Alabama standout Buck Johnson, both contribute offensively for the Tigers. Williams leads the squad in steals (1.2 spg) and field goal percentage (.533) with Johnson topping AU in threes made (26) and attempted (74).
- As a team, Auburn is outscoring the competition by +2.5 points per game (74.4-71.8) and owns a +4.7 advantage on the glass (38.4-33.6). The Tigers are shooting 44.4 percent from the floor, 34.3 percent from beyond the arc and 62.1 percent from the charity stripe. Defensively, Auburn allows an average of 71.8 points per game while opponents shoot 43.7 percent from the field and 30.0 percent from deep. Auburn also averages an SEC-leading 16.9 turnovers per contest.
- Coming into the Alabama game, Auburn ranks among the league leaders in three-pointers made per game (1st - 10.3), assists (T2nd - 15.3), three-point field goal percentage (5th - .343) and three-point field goal percentage defense (5th - .300)
- Bruce Pearl is in his seventh season at Auburn and owns a record of 131-83 (.612). Now in his 26th season as a collegiate coach, Pearl owns an overall mark of 593-228 (.722).

ASSOCIATED PRESS POLL

WEEK 7 (JAN. 4)				
Rank	Team (FPV)	Record	Points	Prev. Rank
1	Gonzaga (63)	10-0	1,599	1
2	Baylor (1)	9-0	1,537	2
3	Villanova	8-1	1,453	4
4	Texas	8-1	1,415	8
5	Iowa	9-2	1,298	10
6	Kansas	8-2	1,224	3
7	Creighton	8-2	1,140	11
8	Wisconsin	9-2	1,085	6
9	Tennessee	7-1	1,076	7
10	Michigan	9-0	1,039	16
11	Houston	8-1	977	5
12	Illinois	8-3	878	15
13	Missouri	7-1	747	12
14	West Virginia	8-3	706	9
15	Rutgers	7-2	703	14
16	Minnesota	10-2	559	21
17	Oregon	8-1	545	21
18	Texas Tech	8-3	445	13
T19	Clemson	8-1	411	NR
T19	Virginia Tech	8-1	411	24
21	Duke	3-2	280	20
22	Virginia	5-2	258	23
T-23	Saint Louis	7-1	133	NR
T-23	Michigan State	7-3	133	17
25	Florida State	5-2	120	18

Others receiving votes: **Florida 110**, Louisville 103, Ohio State 96, Northwestern 86, Oklahoma State 68, Arizona 25, Colorado 19, BYU 18, Drake 17, North Carolina State 16, **Oklahoma 15**, **Arkansas 14**, Seton Hall 11, UCLA 6, Xavier 5, San Diego State 4, Connecticut 4, **LSU 3**, Boise State 3, Indiana 2, **Alabama 2**, Syracuse 1.

USA TODAY/COACHES POLL

WEEK 7 (JAN. 4)				
Rank	Team (FPV)	Record	Points	Prev. Rank
1	Gonzaga (29)	10-0	797	1
2	Baylor (3)	9-0	771	2
3	Villanova	8-1	726	3
4	Texas	8-1	694	9
5	Creighton	8-2	587	10
6	Kansas	8-2	583	4
7	Iowa	9-2	575	11
8	Tennessee	7-1	541	6
9	Michigan	9-0	529	15
10	Wisconsin	9-2	524	7
11	Houston	8-1	464	5
12	Illinois	8-3	435	16
13	Missouri	7-1	387	12
14	Rutgers	7-2	351	13
15	Oregon	8-1	320	17
16	West Virginia	8-3	314	8
17	Minnesota	10-2	289	T24
18	Clemson	8-1	235	RV
19	Texas Tech	8-3	197	14
20	Virginia Tech	8-1	151	RV
21	Virginia	5-2	108	T24
22	Florida State	5-2	104	19
23	Saint Louis	7-1	87	RV
24	Duke	3-2	85	RV
25	Louisville	7-1	69	RV

Others receiving votes: Northwestern 64, **Florida 62**, Michigan State 59, Ohio State 58, Oklahoma State 50, UCLA 42, Drake 30, San Diego State 22, **Arkansas 13**, NC State 11, Boise State 11, Colorado 11, Xavier 10, UConn 10, Seton Hall 6, Saint Mary's 5, **Oklahoma 3**, **Alabama 2**, Tulsa 2, Colorado State 2, USC 2, SMU 1, Loyola Chicago 1

QUICK FACTS

UNIVERSITY

Location	Tuscaloosa, Ala.
Founded	April 12, 1831
Enrollment	37,842
Conference	Southeastern
Colors	Crimson and White
Nickname	Crimson Tide
President	Dr. Stuart Bell
Athletic Director	Greg Byrne

FACULTY ATHLETICS

Facultay Athletics Representative	Dr. James King
Sport Administrator	Jeff Purinton
Arena (Capacity)	Coleman Coliseum (14,474)

COACHING STAFF

Head Coach	Nate Oats
Alma Mater	Maranatha Baptist, 1998
Record at Alabama	24-18, .571 (2nd Season)
Career Record	120-61 .663 (Sixth Season)
Assistant Coaches	Charlie Henry Bryan Hodgson Antoine Pettway
Director of Operations	Adam Bauman
Operations Coordinator	Alex Accetta
Strength and Conditioning	Mike Snowden
Athletic Trainer	Clarke Holter
Director of Video Services	Donovan Kates
Director of Player Development	Dr. Arnie Guin
Nutritionist	Amanda Branson
Graduate Managers	Jackson Patton, Christian Pino, Derek Rongstad, Ikenna Smart

TEAM INFORMATION

2019-20 Record	16-15
2019-20 SEC Record	8-10
2019-20 H/A/N Record	10-5/4-8/2-2
Starters Returning/Lost	4/1
Letterwinners Returning/Lost	7/6
Newcomers	9*

* includes transfers

PROGRAM HISTORY

All-Time Record	1,699-1,064-1 (.615)
SEC Record	802-626 (.561)
SEC Tournament Record	67-53 (.558)
SEC Championships	7
NCAA Appearances	20
NIT Appearances	16

ATHLETICS COMMUNICATIONS

Basketball Contact	Aaron Jordan
Director of Athletics Communications	
Office	205-348-6084
Mobile	205-913-1979
E-mail	ajordan@ia.ua.edu
Fax	205-348-8841
Website	www.RollTide.com
Mailing Address	1201 Coliseum Drive Room 170 Tuscaloosa, AL 35487

2020-21 ALPHABETICAL ROSTER

No.	Name	Pos.	Ht.	Wt.	Cl.	Hometown (Previous School)
22	Keon Ambrose-Hylton	F	6-8	210	Fr.	Toronto, Ontario (Andrews Osborne Academy)
15	Tyler Barnes	F	6-8	200	Sr.	Louisville, Ky. (St. Xavier HS)
2	Jordan Bruner#	F	6-9	205	Gr.	Columbia, S.C. (Yale/Spring Valley HS)
25	Adam Cottrell	G	6-3	200	So.	Flowerly Branch, Ga. (Lakeview Academy)
14	Keon Ellis	G	6-6	170	Jr.	Eustis, Fla. (Florida SW State/Leesburg HS)
4	Juwan Gary^	F	6-6	218	R-Fr.	Columbia, S.C. (West Charlotte HS)
21	Britton Johnson	G	6-4	183	Jr.	Mountain Brook, Ala. (Mountain Brook HS)
1	Herbert Jones	G	6-8	210	Sr.	Greensboro, Ala. (Hale Country HS)
12	Darius Miles	F	6-6	185	Fr.	Washington, D.C. (IMG Academy)
23	John Petty Jr.	G	6-5	195	Sr.	Huntsville, Ala. (Mae Jemison HS)
11	Joshua Primo	G	6-6	190	Fr.	Toronto, Ontario (Royal Crown Academic School)
24	Jaden Quinerly	G	6-0	155	Fr.	Hackensack, N.J. (Ramsey HS)
13	Jahvon Quinerly%	G	6-1	175	So.	Hackensack, N.J. (Villanova)
3	Alex Reese	F	6-9	230	Sr.	Pelham, Ala. (Pelham HS)
33	James Rojas^	F	6-8	220	Jr.	Jamestown, N.Y. (Hutchinson CC)
5	Jaden Shackelford	G	6-3	200	So.	Hesperia, Calif. (Hesperia HS)
35	Alex Tchikou	F	6-11	225	Fr.	Paris, France (Dream City Christian)
30	Kendall Wall	F	6-5	192	Gr.	Columbia, S.C. (Francis Marion)

2020-21 NUMERICAL ROSTER

No.	Name	Pos.	Ht.	Wt.	Cl.	Hometown (Previous School)
1	Herbert Jones	G	6-8	210	Sr.	Greensboro, Ala. (Hale Country HS)
2	Jordan Bruner#	F	6-9	205	Gr.	Columbia, S.C. (Yale/Spring Valley HS)
3	Alex Reese	F	6-9	230	Sr.	Pelham, Ala. (Pelham HS)
4	Juwan Gary^	F	6-6	218	R-Fr.	Columbia, S.C. (West Charlotte HS)
5	Jaden Shackelford	G	6-3	200	So.	Hesperia, Calif. (Hesperia HS)
11	Joshua Primo	G	6-6	190	Fr.	Toronto, Ontario (Royal Crown Academic School)
12	Darius Miles	F	6-6	185	Fr.	Washington, D.C. (IMG Academy)
13	Jahvon Quinerly%	G	6-1	175	So.	Hackensack, N.J. (Villanova)
14	Keon Ellis	G	6-6	170	Jr.	Eustis, Fla. (Florida SW State/Leesburg HS)
15	Tyler Barnes	F	6-8	200	Sr.	Louisville, Ky. (St. Xavier HS)
21	Britton Johnson	G	6-4	183	Jr.	Mountain Brook, Ala. (Mountain Brook HS)
22	Keon Ambrose-Hylton	F	6-8	210	Fr.	Toronto, Ontario (Andrews Osborne Academy)
23	John Petty Jr.	G	6-5	195	Sr.	Huntsville, Ala. (Mae Jemison HS)
24	Jaden Quinerly	G	6-0	155	Fr.	Hackensack, N.J. (Ramsey HS)
25	Adam Cottrell	G	6-3	200	So.	Flowerly Branch, Ga. (Lakeview Academy)
30	Kendall Wall	F	6-5	192	Gr.	Columbia, S.C. (Francis Marion)
33	James Rojas^	F	6-8	220	Jr.	Jamestown, N.Y. (Hutchinson CC)
35	Alex Tchikou	F	6-11	225	Fr.	Paris, France (Dream City Christian)

Graduate transfer and immediately eligible to suit up for the 2020-21 season

% Sat out the 2019-20 season due to NCAA transfer rules

^ Injured and was redshirted during the 2019-20 season

PLAYER MAJORS

FRESHMAN

Keon Ambrose-Hylton	Kinesiology- Exercise Science
Juwan Gary	African American Studies
Darius Miles	Communication Studies
Jaden Quinerly	Consumer Science
Joshua Primo	Business- Finance
Alex Tchikou	Business- Management

SOPHOMORES

Adam Cottrell	Business- Management
Jahvon Quinerly	Hospitality Management
Jaden Shackelford	Advertising

JUNIORS

Keon Ellis	Business- Management
Britton Johnson	Business- Management
James Rojas	General Studies

SENIORS/GRADUATES

Tyler Barnes	Chemical Engineering
Jordan Bruner	Master's- Sport Hospitality Management
Herbert Jones	Business- Marketing
John Petty Jr.	General Studies
Alex Reese	Psychology
Kendall Wall	General Studies

PRONUNCIATION GUIDE

PLAYERS

Jordan Bruner	BREW-ner
Juwan Gary	Juh-WAHN
Joshua Primo	PREE-mo
Jahvon Quinerly	Juh-VON
James Rojas	ROE-hoss
Alex Tchikou	CHEE-koo

COACHES

Adam Bauman	BOW-man
Arnie Guin	GYOO-in
Antoine Pettway	PETT-way

BLUE COLLAR PTS

The Blue Collar Award is something created by head coach Nate Oats which is handed out to a Crimson Tide men's basketball player at the end of each game. The point system accumulates over the course of a game. Deflections, steals, blocks, rebounds and loose balls count for one point. Offensive rebounds are worth 1.5 points, floor dives are two and charges are worth four points. Below is Blue Collar list for each game and cumulative totals from last year:

OPPONENT	TEAM TOTAL	HARD HAT AWARD
Jacksonville State	150	Herbert Jones (35.0)
vs. Stanford	135.5	Herbert Jones (24.5)
vs. UNLV	103.5	Herbert Jones (23.0)
vs. Providence	104.5	Herbert Jones (25.5)
vs. Clemson	122	John Petty Jr. (19.5)
Furman	118.5	James Rojas (27.5)
Western Kentucky	95.5	Jordan Bruner (27.5)
ETSU	97.5	Jordan Bruner (18.5)
Ole Miss	112	Jaden Shackelford (18.5)
at Tennessee	100	Herbert Jones (20.5)
Florida	116	Herbert Jones (23.5)

HARD HAT WINNERS

Herbert Jones	6
Jordan Bruner	2
John Petty Jr.	1
James Rojas	1
Jaden Shackelford	1

CUMULATIVE BLUE COLLAR POINTS TOTAL

Herbert Jones	237.5
Jordan Bruner	192
Jaden Shackelford	148
John Petty Jr.	144.5
Josh Primo	119.5
James Rojas	118
Keon Ellis	78
Alex Reese	72.5
Jahvon Quinerly	70
Juwan Gary	36
Darius Miles	16.5
Keon Ambrose-Hylton	13
Kendal Wall	6.5
Tyler Barnes	2
Britton Johnson	2
TOTALS	1,255

SEASON DEFLECTIONS

Herbert Jones	38
Jordan Bruner	30
John Petty Jr.	28
Keon Ellis	20
Jaden Shackelford	20
Jahvon Quinerly	17
Josh Primo	12
James Rojas	12
Alex Reese	8
Darius Miles	3
Juwan Gary	3
Keon Ambrose-Hylton	1
Britton Johnson	1
TOTALS	193

ALABAMA MEN'S BASKETBALL QUICK HITS

• With a perfect 3-0 record in league play, the Crimson Tide is in first place by itself through the first three games of the SEC season. It's the first time an Alabama team began conference play with three straight wins in 35 years, dating back to the 1986-87 campaign when UA started that SEC season 8-0.

• Alabama ranks among the top-40 in the nation in both offensive and defensive efficiency, according to KenPom.com (as of 1/8). The Crimson Tide is 24th nationally in offensive efficiency coming into Saturday's contest at Auburn, and ranks No. 37 overall in defensive efficiency. Additionally, the Tide is the sixth-fastest team in the nation, averaging 14.2 seconds per possession according to the same site.

• John Petty Jr. has made 21 three-pointers on the year, pushing his career total to 255 made threes. He now needs only nine more treys to become the program's all-time leader in the category, which is currently held by Brian Williams (1996-99) who made 263 career threes at Alabama. Furthermore, his 665 career attempts from deep is 74 shy of breaking Williams' program record of 738 three-point shots.

• While Alabama is known for what it can do offensively, it's the Crimson Tide's defense that has helped it to a 3-0 start to SEC play. Only considering teams that have played at least two games in the conference, Alabama leads the SEC in scoring defense (66.0), field goal percentage defense (35.2 percent) and three-point field goal percentage defense (25.9 percent).

• According to KenPom.com, Alabama's strength of schedule ranks No. 37 in the non-conference which is third-best among all SEC teams. The Crimson Tide's first 11 opponents on the season have a combined record of 72-32 (.692). Furthermore, eight of the opening 11 opponents are ranked in the Ken Pomeroy top-100 RPI, while six are among the top-60 (all numbers as of 1/8).

• Alabama boasts four players who average in double figures in Jaden Shackelford (13.3), Jahvon Quinerly (13.0), John Petty Jr. (12.6) and Herbert Jones (12.4). Together, the four combine to account for 51.3 of the Tide's 77.5 points per game – approximately 66 percent of the total scoring average.

• Beginning with Saturday's game at Auburn, three of the Crimson Tide's next four games will be on the road. Following the game versus the Tigers, Alabama will play a road contest at Kentucky on Dec. 12. The lone home contest during the four-game stretch will take place on Dec. 16 vs. Arkansas followed by taking on LSU in Baton Rouge, La., on Dec. 19.

• Reaching the 80-point mark usually means good things for the Crimson Tide. This season, Alabama is a perfect 7-0 on the year when scoring 80 or more points and 1-3 when failing to reach the mark. Last season, UA had 16 games of scoring 80 or more points which was second-best in program history (program record is 17 which was set on three occasions – 1986-87, 1978-79 and 1976-77). The Tide went 12-4 in those contests bringing its record to 19-4 when reaching 80 points in a game under second-year head coach Nate Oats.

• Alabama has launched 319 three-pointers on the year across its 11 games which averages to 29.0 three-point attempts per game. That total ranks second in the SEC, while the Tide ranks third in the league in total threes made (104) and three-pointers made per game (9.4).

RECENT STREAK STATS - LAST 4 GAMES [4-0]

Game Records										Score by Periods				
Record	Overall	Home	Away	Neutral	Team	1st	2nd	OT	TOT					
ALL GAMES	4-0	3-0	1-0	0-0	Alabama	149	175	0	324					
CONFERENCE	3-0	2-0	1-0	0-0	Opponents	130	137	0	267					
NON-CONFERENCE	1-0	1-0	0-0	0-0										

Team Box Score																						
No.	Player	GP-GS	MIN	AVG	FG-FGA	FG%	3FG-3FGA	3FG%	FT-FTA	FT%	OFF	DEF	TOT	AVG	PF	DR	A	TO	BLK	STL	PTS	AVG
13	QUINERLY, Jahvon	3-1	94:24	31.5	17-36	.472	4-12	.333	12-20	.600	4	5	9	3.0	9	1	14	7	0	2	50	16.7
5	SHACKELFORD, Jaden	4-4	124:58	31.2	19-42	.452	12-29	.414	10-18	.556	3	12	15	3.8	6	0	8	3	1	2	60	15.0
23	PETTY JR., John	3-2	89:34	29.9	16-26	.615	8-13	.615	2-3	.667	1	13	14	4.7	6	0	5	4	1	2	42	14.0
1	JONES, Herbert	4-4	89:17	22.3	13-37	.351	2-5	.400	10-15	.667	10	12	22	5.5	15	1	6	11	6	6	38	9.5
14	ELLIS, Keon	4-1	70:52	17.7	11-18	.611	6-10	.600	3-3	1.000	4	14	18	4.5	8	0	6	4	1	3	31	7.8
2	BRUNER, Jordan	4-4	86:50	21.7	10-18	.556	2-7	.286	5-9	.556	10	16	26	6.5	9	0	8	4	7	6	27	6.8
33	ROJAS, James	3-0	41:60	14.0	6-13	.462	0-1	.000	5-10	.500	3	10	13	4.3	7	0	2	5	0	2	17	5.7
3	REESE, Alex	4-0	64:02	16.0	8-24	.333	4-17	.235	2-2	1.000	4	9	13	3.3	5	0	4	0	4	1	22	5.5
11	PRIMO, Joshua	4-4	91:10	22.8	7-25	.280	3-14	.214	3-4	.750	7	9	16	4.0	8	0	4	12	0	3	20	5.0
24	QUINERLY, Jaden	1-0	00:46	0.8	1-1	1.000	0-0	.000	0-0	.000	0	0	0	0.0	1	0	0	0	0	0	2	2.0
4	GARY, Juwan	4-0	23:00	5.8	3-7	.429	0-0	.000	0-2	.000	2	4	6	1.5	4	0	1	1	2	6	1.5	
22	AMBROSE-HYLTON, Keon	3-0	08:15	2.8	2-2	1.000	0-0	.000	0-0	.000	0	0	0	0.0	2	0	0	0	0	0	4	1.3
12	MILES, Darius	2-0	03:07	1.6	0-0	.000	0-0	.000	2-2	1.000	0	1	1	0.5	0	0	1	0	0	1	2	1.0
21	JOHNSON, Britton	3-0	03:30	1.2	1-3	.333	1-3	.333	0-0	.000	0	0	0	0.0	1	0	0	0	0	0	3	1.0
30	WALL, Kendall	4-0	04:23	1.1	0-1	.000	0-0	.000	0-0	.000	0	2	2	0.5	1	0	0	0	0	0	0	0.0
10	HEARD, Delaney	2-0	02:20	1.2	0-1	.000	0-0	.000	0-0	.000	0	1	1	0.5	1	0	0	0	0	0	0	0.0
15	BARNES, Tyler	3-0	03:30	1.2	0-0	.000	0-0	.000	0-0	.000	0	2	2	0.7	0	0	1	0	0	0	0	0.0
Team											7	7	14									
Total		4	802		114-254	.449	42-111	.378	54-88	.614	55	117	172	43.0	83	2	58	52	21	29	324	81.0
Opponents		4	800		94-249	.378	23-79	.291	56-94	.596	57	104	161	40.3	83	1	33	60	16	24	267	66.8

2020-21 HUSTLE STATS

DUNK CHART		CHARGES TAKEN		FLOOR DIVES		AND-1's	
PLAYER	DUNKS	PLAYER	CHARGES	PLAYER	FLOOR DIVES	PLAYER	AND-1's
Petty Jr.	4	Jones	4	Jones	9	Jones	3-for-4
Bruner	3	Primo	3	Rojas	9	Shackelford	2-for-3
Reese	3	Shackelford	3	Bruner	7	Bruner	2-for-2
Gary	2	Bruner	2	Shackelford	6	Quinerly	2-for-2
Ambrose-Hylton	2	Ellis	1	Primo	4	Petty	2-for-2
Ellis	2	Petty Jr.	1	Quinerly	3	Rojas	2-for-2
Jones	2	Quinerly	1	Ellis	3	Ellis	1-for-1
Primo	1	Rojas	1	Reese	3	Gary	0-for-1
TOTALS	17	TOTALS	16	Petty	2	Primo	0-for-1
				Gary	1	TOTALS	14-for-18 (.778)
				Miles	1		
				TOTALS	48		

SPECIALTY STATS

Opponent	Pts off				
	Paint	T/O	2ndCh	FastB	Bench
JACKSONVILLE STATE	16	10	9	6	39
ALABAMA	42	19	23	19	15
vs. Stanford	38	14	9	7	19
ALABAMA	32	21	4	14	17
vs. UNLV	26	17	9	9	5
ALABAMA	28	7	5	16	14
vs. Providence	28	17	9	4	22
ALABAMA	28	11	21	6	29
vs. Clemson	34	12	15	1	31
ALABAMA	28	15	0	13	14
FURMAN	28	12	3	8	13
ALABAMA	40	11	24	10	34
WESTERN KENTUCKY	42	21	20	12	31
ALABAMA	28	28	12	6	20
EAST TENNESSEE ST	16	11	2	8	12
ALABAMA	34	20	21	8	26
OLE MISS	30	18	9	8	19
ALABAMA	32	18	18	10	54
at Tennessee	28	11	13	0	19
ALABAMA	32	11	10	9	15
FLORIDA	28	16	18	7	26
ALABAMA	46	19	16	11	36
at Auburn					
ALABAMA					
at Kentucky					
ALABAMA					
ARKANSAS					
ALABAMA					
at LSU					
ALABAMA					
MISSISSIPPI STATE					
ALABAMA					
KENTUCKY					
ALABAMA					
at Oklahoma					
ALABAMA					
LSU					
ALABAMA					
at Missouri					
ALABAMA					
at South Carolina					
ALABAMA					
GEORGIA					
ALABAMA					
at Texas A&M					
ALABAMA					
VANDERBILT					
ALABAMA					
at Arkansas					
ALABAMA					
at Mississippi State					
ALABAMA					
AUBURN					
ALABAMA					
OPPONENT Totals	314	159	116	70	236
Average/Game	28.5	14.5	10.5	6.4	21.5
ALABAMA Totals	368	180	154	122	274
Average/Game	33.5	16.4	14.0	11.1	24.9

ALABAMA IN ITS 108TH SEASON OF BASKETBALL

- Alabama is in its 108th season of basketball in 2020-21. The Tide's first season of hoops came in 1912-13. There was no season in 1943-44 due to World War II.
- The Tide holds an all-time record of 1,699-1,064-1 (.616), which includes an 802-626 (.561) record in SEC play. By capturing its 800th SEC win, Alabama joined Kentucky as the only two teams in conference history to reach milestone. UA will also look to become the third team in the league to reach 1,700 program wins, trailing only Kentucky (2,321) and Arkansas (1,717).
- Alabama ranks second in the SEC in league victories and third in all-time winning percentage.
- UA has made 36 NCAA (20) or NIT (16) appearances and has won seven SEC regular-season titles and six SEC Tournament championships.

ABOUT ALABAMA

- Alabama enters Saturday's road contest at Auburn sporting an 8-3 record on the season and is in first place overall in the league as the only 3-0 team. The Tide moved into first place following its 86-71 victory over Florida last Saturday night and are off to the program's first 3-0 start in league place since beginning SEC play in 1986-87 with eight straight victories.
- Four Crimson Tide players are averaging 12.0 or more points per game for head coach Nate Oats in the early part of the season. Guard Jaden Shackelford leads the way at 13.3 ppg while Jahvon Quinerly is second on the team with 13.0 ppg. Guard John Petty Jr. is at 12.6 ppg with forward Herbert Jones with 12.4 ppg at all averaging in double figures.
- Jones, considered one of the top defensive players in the entire nation, leads the team in rebounding (6.4 rpg), three-point field goal percentage (.500, 6-of-16), charges taken (4), Blue Collar Points (237.5, 21.6 BCP per game), deflections (39), floor dives (9) and Hard Hat Awards (6). He also boasts much improved offensive numbers during his senior season. In addition to averaging double digits, Jones is collecting 1.9 assists per contest, while shooting 43.5 percent from the field (47-of-108).
- The trio of Petty (21-of-59), Shackelford (23-of-64) and Quinerly (11-of-34) have combined to hit 55 of the Tide's 103 three-pointers (53.4 percent) and have 157 of the team's 319 (49.2 percent) total attempts from beyond the arc. Combined, the trio is shooting 35.0 percent (55-of-157) from beyond the arc.
- As a team, Alabama is outscoring the opposition by 7.7 points per contest (77.5-69.8) while shooting 42.2 percent from the field, 32.3 percent from deep and 67.2 percent from the charity stripe.
- It's the Crimson Tide's defense that has set the tone to its 3-0 start in SEC play. When considering teams that have played more than one game so far during the conference season, UA leads the league in defensive efficiency, ranking first in scoring defense (66.0), field goal percentage defense (35.2 percent) and three-point field goal percentage defense (25.9 percent).
- This season, the Tide welcomed back four starters and five of its top seven scorers off last year's team, three were named as All-SEC performers a year ago. Petty (Second Team All-SEC), Shackelford (All-Freshman) and Jones (All-Defensive) all earned a spot on the postseason teams. Both Petty and Jones tested the NBA waters, with Petty, who was one of the last players to withdraw his name, announcing his return in early August and Jones in mid-June.
- Alabama was predicted to finish fifth overall as voted on by a select panel of both SEC and national media members. Additionally, Petty All-SEC Preseason First Team honors by both the coaches and media members, while Jones earned a spot on the preseason second team as voted on by the league's head coaches. Petty was selected to the 2020 Jerry West Award Watch List for the nation's top shooting guard. He was also tabbed preseason All-SEC by Blue Ribbon Yearbook.
- Head coach Nate Oats is in his second season at the helm of the Crimson Tide program and owns a record of 24-18 (.571) during his time at the Capstone. Oats, who is in his sixth season as a collegiate head coach, owns a career record of 120-61 (.663).

ALABAMA-AUBURN – SERIES NOTES

- Saturday's game will mark the 163rd meeting on the hardwood between the two schools, which is the fourth-most games UA has played against any one opponent. The Crimson Tide owns a 96-66 edge in the series, as the 96 victories also rank fourth-best against any foe in program history.
- Alabama has dropped five consecutive games in Auburn Arena. The Tide's last win on the Plains came on Feb. 17, 2015 when it upended the Tigers, 79-68. In all, Alabama and owns a record of

RECORD WHEN...

At home	5-1
On the road	1-0
At neutral sites	2-2
In SEC games	3-0
SEC home games	2-0
SEC road games	1-0
In non-conference games	5-3
In overtime	0-0
In games decided by ...	
5 points or less	1-1
6-10 points	1-1
11 points or more	6-1
Leading at the half	6-0
Trailing at the half	1-3
Tied at the half	1-0
Shooting 40% or better	7-0
Shooting less than 40%	1-3
Opponent better than 40%	4-3
Opponent shoots 40% or less	4-0
Shooting same or better than opponent	6-0
Shooting worse than opponent	2-3
Outrebounding opponent	5-0
Opponent outrebounds UA	3-3
Rebounds are tied	0-0
70% or better on FT	3-2
less than 70% on FT	5-1
More FT att. than opponent	5-2
Less FT att. than opponent	3-1
Same FT att. as opponent	0-0
40% or better on 3PT	3-0
Less than 40% on 3PT	5-3
More turnovers than opponent	3-1
Less turnovers than opponent	4-2
Same turnovers as opponent	1-0
Scoring 80 or more points	7-0
Scoring 70-79 points	1-1
Scoring 60-69 points	0-1
Scoring 50-59 points	0-1
Scoring less than 50 points	0-0
Allowing 80 or more points	1-1
Allowing 70-79 points	3-1
Allowing 60-69 points	3-1
Allowing 50-59 points	1-0
Allowing less than 50 points	0-0
On Sunday	0-0
On Monday	0-1
On Tuesday	5-0
On Wednesday	2-0
On Thursday	0-0
On Friday	0-0
On Saturday	1-1
In November	1-1
In December	5-2
In January	2-0
In February	0-0
In March	0-0

26-33 when playing the Tigers on their home floor. Since Auburn Arena opened in 2010, Alabama has a record of 3-7.

- Last season, the teams split the regular season series with each team winning on its home court. The Crimson Tide gave Auburn its first loss of the season on Jan. 15, 2020 as the then-No. 4-ranked Tigers came to Tuscaloosa with a 15-0 mark but dropped an 83-64 decision. Alabama nearly pulled off the season sweep but ultimately fell in the second game in overtime, 95-91, to then No. 11 Auburn on Feb. 12, 2020 inside Auburn Arena. A box score from each contest can be found to the right.
- The two teams have now played in 12 overtimes in series history, with the last one coming a year ago. Auburn has won nine of the 12 games that have went to extra time.
- Only three of the last seven meetings between the rivals were decided by single digits.
- The series began during 1923-24 campaign.

FOUR-GAME WIN STREAK

- Alabama's four-game win streak began on Dec. 22 vs. East Tennessee State and including three SEC victories including a win at then-No. 7 Tennessee on Jan. 2.
- Over the four-game streak, the Crimson Tide is outscoring the opposition by 14.2 points per game (81.0-66.8) while shooting 44.9 percent from the floor and 37.8 percent from beyond the arc.

Below is a comparison to Alabama's first seven game averages compared to the Tide's last four game numbers:

	Record	PPG	RPG	FGM-FGA	FG%	3FGM-3FGA	3FG%	FTM-FTA	FT%	3s/Game
First 7 Games	4-3	75.6	71.6	181-445	.407	61-208	.293	.293	.87	
Last 4 Games	4-0	81.0	66.8	114-254	.449	42-111	.378	.378	10.5	

HERB-O TURBO

- Forward Herbert Jones reputation as one of the top defensive players in the Southeastern Conference continues to hold true in the start of his senior campaign. However it's his performance on the offensive end through the first part of the year that has been even more impressive.
- Prior to the 2020-21 campaign, the Greensboro, Ala., native's best offensive output came last year when he averaging 7.9 ppg while shooting 48.4 percent from the field but hit only 1-of-14 three-point attempts and shot 62.5 percent from the free throw line.
- Through the early part of his senior season, Jones has shown just how hard he has worked on his offensive game. Across the Crimson Tide's 11 games on the season, Jones is averaging 12.4 points per game while shooting 43.5 percent from the floor, 50.0 percent from beyond the arc and 73.9 percent at the charity stripe.
- Below is a comparison to Jones' offensive numbers through first three seasons compared to this year

	PPG	RPG	FGM-FGA	FG%	3FGM-3FGA	3FG%	FTM-FTA	FT%	Double Figures
First Three Seasons	6.0	4.3	211-482	.438	14-61	.230	141-257	.549	19
This Season	12.4	6.4	47-108	.435	8-16	.500	34-46	.739	8

Official Basketball Box Score - Final
Alabama at Alabama
02/20/20 Auburn Arena, Auburn
2019-20 Men's Basketball
Game Time: 20:00
Game Duration: 2:07
Attendance: 14,424
Officials: Doug Simons, Todd Austin, Will Weaver

Record: 15-1 (5-1)		Record: 15-1 (5-1)		Record: 15-1 (5-1)		Record: 15-1 (5-1)		Record: 15-1 (5-1)		Record: 15-1 (5-1)		Record: 15-1 (5-1)		Record: 15-1 (5-1)	
NO.	NAME	MIN	FG	3P	FT	REB	AST	ST	BLK	PTS	PF	TS	ST	BLK	PTS
23	Isaac Okoro	30:41	5-11	1-4	2-3	1	3	4	2	13	1	3	2	0	14
12	Danjel Purifoy	25:28	2-8	2-5	2-2	1	2	1	1	3	0	0	0	0	11
10	Samir Doughty	31:51	2-11	0-2	2-3	0	0	0	2	6	3	7	0	0	11
22	Allen Frazier	14:38	2-4	0-1	0-0	0	4	4	2	6	0	3	1	0	6
24	Artemus McLemore	18:32	2-8	1-5	1-1	1	6	7	2	3	6	0	0	1	11
35	Devan Cambridge	09:04	0-2	0-1	0-2	1	3	4	2	1	0	1	0	0	7
60	Tyrrell Jones	02:16	0-1	0-1	0-0	0	0	0	0	2	1	0	1	0	1
2	Jaylin Williams	01:27	0-0	0-0	0-0	0	0	0	0	0	0	0	0	0	0
13	Babatunde Akinjola	01:01	0-1	0-1	0-0	0	0	0	0	1	0	0	0	0	2
Totals		150:00	7-28	17-30	13-30	41	23	14	8	21	6	21	6	7	119

Official Basketball Box Score - Final
Alabama at Alabama
02/20/20 Auburn Arena, Auburn
2019-20 Men's Basketball
Game Time: 12:00 AM
Game Duration: 2:41
Attendance: 1,121
Officials: Pat Adams, Chuck Jones, Owen Short

Record: 15-1 (5-1)		Record: 15-1 (5-1)		Record: 15-1 (5-1)		Record: 15-1 (5-1)		Record: 15-1 (5-1)		Record: 15-1 (5-1)		Record: 15-1 (5-1)		Record: 15-1 (5-1)	
NO.	NAME	MIN	FG	3P	FT	REB	AST	ST	BLK	PTS	PF	TS	ST	BLK	PTS
0	Jaylen Davis	12:00	0-0	0-0	0-0	2	1	1	0	0	0	2	0	0	0
3	Alex Reese	30:45	3-14	2-10	1-2	2	2	4	1	2	9	2	0	1	17
2	Kira Lewis Jr.	05:00	3-13	1-5	0-4	1	9	10	2	5	10	13	1	2	14
21	Jaden Shropshire	01:40	0-2	0-1	0-0	0	0	0	0	0	0	0	0	0	0
23	John Petry Jr.	04:42	1-2	0-1	0-0	0	3	2	2	2	3	0	0	1	2
11	James Bolden	30:00	4-17	3-12	0-0	3	3	6	5	11	11	10	1	3	44
12	Jaylen Forbes	14:57	2-4	2-4	0-0	1	1	1	1	11	2	0	0	0	8
1	Herbert Jones	07:03	0-0	0-0	0-0	1	2	3	5	0	0	0	1	1	0
30	Galin Smith	08:57	1-1	0-0	0-0	0	0	0	2	2	2	0	0	0	11
Totals		150:00	22-92	15-36	15-29	44	27	21	9	21	6	21	6	7	84

Official Basketball Box Score - Final
Alabama at Alabama
02/20/20 Auburn Arena, Auburn
2019-20 Men's Basketball
Game Time: 12:00 AM
Game Duration: 2:41
Attendance: 1,121
Officials: Pat Adams, Chuck Jones, Owen Short

Record: 22-2 (8-2)		Record: 22-2 (8-2)		Record: 22-2 (8-2)		Record: 22-2 (8-2)		Record: 22-2 (8-2)		Record: 22-2 (8-2)		Record: 22-2 (8-2)		Record: 22-2 (8-2)	
NO.	NAME	MIN	FG	3P	FT	REB	AST	ST	BLK	PTS	PF	TS	ST	BLK	PTS
23	Isaac Okoro	30:16	7-11	0-3	5-8	4	5	9	4	8	19	2	4	2	19
24	Artemus McLemore	23:52	4-10	3-7	2-4	2	5	7	3	13	0	1	0	0	17
30	Austin Wiley	03:42	0-0	0-0	0-0	0	0	0	0	0	0	0	0	0	0
21	John McCormick	03:28	0-1	0-1	0-0	1	4	4	0	0	0	0	0	0	0
10	Samir Doughty	04:01	1-7	0-4	4-4	2	5	7	3	4	18	2	1	0	2
22	Allen Frazier	16:59	1-2	0-1	0-4	2	4	6	2	5	1	1	1	0	0
1	Jamal Johnson	08:31	0-1	0-1	0-0	0	1	1	2	0	0	0	0	0	0
35	Devan Cambridge	07:50	3-8	2-6	2-4	1	2	3	1	2	10	0	1	0	5
3	Danjel Purifoy	09:29	1-3	1-3	0-0	0	0	0	0	3	0	0	0	0	3
Totals		151:24	17-51	20-39	20-40	21	27	35	11	2	7	8	2	1	44

BY THE NUMBERS

1

John Petty Jr. leads the Southeastern Conference in three-point shooting in league play, averaging 61.5 percent (8-of-13) from beyond the arc across his three conference contests this season.

3

UA ranks third in the SEC in threes made per game (9.4) and total three-pointers made (103). Last year, UA led the league in several offensive categories including: scoring offense (82.0), threes made (334) and attempted (957), threes made per game (10.8) and three-point field goal percentage (34.9 percent).

5

Last year's squad set a school record for consecutive games of scoring 90 or more points with five straight last year. The program record for games of scoring 90 or more points is 12 set during the 1971-72 season, with nine such games occurring in 1974-75 and 2001-02. UA reached the mark eight times last year.

6

The Crimson Tide ranks sixth in the nation, and tops the SEC, in average possession length, averaging 14.2 seconds per possession.

23

The Tide has had 23 games of scoring 80 or more points under head coach Nate Oats, including seven already this season. UA is a perfect 7-0 when hitting the 80-point mark this year and 19-4 in such contests over the last two years. The school record for 80-point games in a season is 17 set three times (1976-77, 1978-79 and 1986-87).

17

Number of AP Top-25 teams Alabama has beaten over the past four seasons (17-16), including a 1-0 mark this year. Nate Oats is 3-4 vs. AP Top-25 teams with two wins coming against teams ranked inside the AP Top-10.

27

Alabama's NET Rankings and KenPom.com RPI ranking as of Jan. 7, 2021. According to the NCAA Net, the Tide is currently 2-1 vs. Quad 1 and 3-1 vs. Quad 2 opponents.

334-OF-957

Alabama shattered the school record for threes made and attempted, knocking down 334-of-957 during the 2019-20 season. That toppled the former record which was both set back in 2015-16 (259-of-763).

802

Number of SEC wins for Alabama, which ranks second among all league teams. The Crimson Tide's SEC winning percentage of .562 is third-best in the conference annals.

1,699

Number of all-time wins for Alabama in 108 years of basketball, which ranks second in the SEC.

PLAYERS OF THE WEEK

- Alabama guards Jaden Shackelford and John Petty Jr. have been named the SEC Player of the Week in each of the last two weeks. It's the first time since the 1986 season that UA players have earned back-to-back conference Player of the Week honors (Terry Coner and Derrick McKey).
- Shackelford earned the accolade for the week of Dec. 30 when after he scored 26 points on the strength of a career-best eight three-pointers to lead UA past ETSU, 85-69, on Dec. 22.
- This past week, Petty earned the recognition after averaging 15.0 points and 6.0 rebounds per contest while shooting 61.1 percent (11-of-18) from the field and 63.6 percent (7-of-11) from 3-point range in wins over Ole Miss and at then-No. 7 Tennessee.

MAUI INVITATIONAL ALL-TOURNAMENT

- Following his performance at the 2020 Maui Invitational, John Petty Jr. was selected to the All-Tournament team.
- Across his three games played in the event, the Huntsville, Ala., native averaged 15.0 points and 5.0 rebounds per game while shooting 50 percent (15-of-30) from the floor and 40 percent (8-of-20) from deep.
- The three-game stretch was highlighted when he faced UNLV in the second contest, accounting for a season-high 22 points on 6-of-10 shooting from deep to go along with a six assists compared to only one turnover in his 33 minutes of action.
- Petty was joined on the All-Tournament team by Garrison Brooks (North Carolina), Matt Coleman (Texas), David Duke (Providence) and Trayce Jackson-Davis (Indiana).

PETTY PRESEASON AWARDS

- After being one of the final players to pull his name out of the 2020 NBA Draft and return to Alabama for his final season, John Petty Jr. is beginning to reap the recognition coming into his final college basketball season.
- Petty was named one of 20 candidates selected to the 2021 Jerry West Shooting Guard of the Year Award Watch List. The annual honor in its seventh year recognizes the top shooting guards in Division I men's college basketball.
- He was also honored as a unanimous Preseason First Team All-SEC honoree, earning the recognition by both the media and coaches.
- Petty is coming off a career-best season in 2019-20 on his way to earning second team All-SEC honors. The Huntsville, Ala., native averaged 14.5 points and a team-leading 6.6 rebounds per game last season while shooting 44.0 percent (85-of-193) from three-point field goal range which led the SEC and ranked ninth in the nation.
- Became the 51st player in program history to reach 1,000 career points and the 32nd to do so in three years and enters this campaign with 1,137 career points.
- He enters the year have made 234 threes in 606 career attempts which both ranks fourth in program history. He only needs 30 more makes and 133 attempts to set the program record in each category.

ALABAMA SIGNS THREE IN EARLY PERIOD, CLASS RANKED NO. 10

- Head coach Nate Oats announced three additions to the Alabama men's basketball program who have signed their National Letters of Intent to continue their playing career with the Crimson Tide.
- The trio of point guard JD Davison (Letohatchee, Ala.; Calhoun HS), shooting forward Jusaun Holt (Roswell, Ga.; St. Francis Day School) and power forward Langston Wilson (Upper Darby, Pa.; Georgia Highlands College) made up the nation's 10th-ranked signing class according to Rivals.com, while 247sports.com has Alabama's early signees ranked No. 14 in the nation.
- Below is a breakdown of each of the newest signees:

JD Davison (6-3 | 175 | Fr. | PG) — Letohatchee, Alabama – Calhoun High School

- Rated as a consensus five-star prospect by ESPN, Rivals and 247Sports and one of the highest-rated recruits to ever sign with the Alabama men's basketball program
- Ranked by 247Sports.com as the No. 9 overall player in the nation and the No. 1 point guard
- During his junior season, he led Calhoun High School to the 2A state championship while averaging 33.4 points, 12 rebounds, five assists, six steals and four blocks per game

RECORD WATCH

INDIVIDUAL SINGLE-SEASON

TEAM SEASON

INDIVIDUAL CAREER

Points		
21.	1,336	Levi Randolph 2012-15
22.	1,327	Richard Hendrix 2006-08
23.	1,326	Wendell Hudson 1971-73
24.	1,325	Kennedy Winston 2003-05
25.	1,323	Earnest Shelton 2002-05
26.	1,321	Robert Scott 1977-80
27.	1,312	Charles Cleveland 1973-75
28.	1,268	Jermareo Davidson 2004-07
29.	1,263	John Petty Jr. 2017-pres.
30.	1,247	T.R. Dunn 1974-77

3-Point Field Goals Made		
1.	263	Brian Williams 1996-99
2.	262	Eric Washington 1994-97
3.	255	John Petty Jr. 2017-pres.
4.	245	Earnest Shelton 2002-05
5.	225	James Robinson 1991-93
6.	182	Terrance Meade 2000-02

3-Point Field Goals Attempted		
1.	738	Brian Williams 1996-99
2.	681	Earnest Shelton 2002-05
3.	678	Eric Washington 1994-97
4.	665	John Petty Jr. 2017-pres.
5.	607	James Robinson 1991-93
6.	550	Rod Grizzard 2000-02

- ESPN ranks him as the No. 14 overall player in the 2021 class and No. 2 at his position and the No. 1 overall player in Alabama, while Rivals.com has him listed as the No. 13 overall player in his class and the No. 3 point guard in the nation
- Named Alabama’s Mr. Basketball during the 2019-20 season to become only the fifth junior to be named Mr. Basketball in the 38-year history of the award.
- Chose Alabama over the likes of Auburn, Kansas, LSU, Memphis, and Michigan

Jusaun Holt (6-6 | 190 | Fr. | SG) — Roswell, Georgia – St. Francis Day School

- Rated as a four-star prospect by ESPN, Rivals and 247Sports
- Ranked as the No. 102 overall player in his class and the No. 26 small forward in the nation b Rivals
- Earned second team Region 6 Sub-Region B All-Region honors and selected to the Atlanta Journal Constitution North Fulton second team following his junior season
- 247sports.com pegs him as the No. 20 small forward and the No. 8 overall player in Georgia
- Ranked by ESPN as the No. 7 overall player in Georgia and the No. 41 player at his position
- Led St. Francis to consecutive Georgia Class A Private State Championship titles (2019 and 2020)
- First signee to join the Crimson Tide out of the Atlanta area since Collin Sexton signed in 2017
- Chose Alabama over Xavier, Wake Forest, Miami, Georgia and Washington, among others

Langston Wilson (6-9 | 190 | Jr. | PF) — Upper Darby, Pennsylvania – Georgia Highlands College

- One of the top JUCO prospects in the nation; rated as four-star recruit by Rivals and 247Sports
- Ranked by 247sports as the No. 2 overall JUCO player in the 2021 class and No. 1 power forward
- Played his freshman year at Georgia Highlands College in 2019-20 where he averaged 10.1 points, 7.6 rebounds and 1.2 blocks per game while shooting 54 percent from the floor across 32 games
- Helped lead team to a 24-8 overall mark and a 13-3 mark in the Georgia Collegiate Athletics Association (GCAA) where it reached the conference championship game
- Named to the GCAA All-Freshman and Honorable Mention All-Region teams
- Was unable to play organized high-school basketball due to a medical misdiagnosis but was cleared and joined the squad at Georgia Highlands
- Chose Alabama over offers from Kansas, Maryland, Texas A&M and Ole Miss, among others

KIRA LEWIS JR. DRAFTED NO. 13 OVERALL IN 2020 NBA DRAFT

- Former Alabama men’s basketball guard Kira Lewis Jr. was selected by the New Orleans Pelicans as the No. 13 overall pick at the 2020 National Basketball Association Draft on Nov. 18.
- Lewis becomes the 16th Alabama player to be chosen in the first round and is the seventh UA player selected with a top-15 pick in program history, joining Collin Sexton (No. 8 in 2018), Antonio McDyess (No. 2 overall in 1995), Robert Horry (No. 11 overall in 1992), Derrick McKey (No. 9 overall in 1987), Ennis Whatley (No. 13 overall in 1982) and Leon Douglas (No. 4 overall in 1976)
- With his selection, Lewis is the second Crimson Tide point guard in the last three years to be selected among the lottery in the NBA Draft (Collin Sexton selected No. 8 overall by the Cleveland Cavaliers in the 2018 NBA Draft)

ALABAMA WELCOMES 10 NEWCOMERS TO 2020-21 ROSTER

- Head coach Nate Oats added 10 newcomers to this year’s team, which includes six scholarship signees in addition to four walk-ons. Combined with the three players who were forced to redshirt last year (Juwon Gary, Jahvon Quinerly and James Rojas), there will be 13 players wearing uniforms in 2020-21 who did not suit up a year ago.
- Alabama’s six scholarship signees include Keon Ambrose-Hylton (Toronto, Ontario/Andrews Osborne Academy [Ohio]), Keon Ellis (Fort Myers, Fla./Florida SW State), Darius Miles (Washington, D.C./IMG Academy) and Josh Primo (Toronto, Ontario/Royal Crown International).
- The team recruiting rankings do not include another new addition in graduate transfer Jordan Bruner. Last season at Yale, Bruner earned First Team All-Ivy League honors after leading the conference in rebounds per game (9.2) and ranking fourth in assists (3.8 apg) and third in blocked shots (1.7 bpg) while adding 10.9 points per contest.



NATE OATS

Head Coach 2nd Season at UA
MARANTHA BAPTIST, 1998 6th Season Overall

- Formally introduced as head men's basketball coach at The University of Alabama on March 28, 2019
- Promised fans would see an entertaining, up-tempo and fast-paced style of play and that's exactly what he delivered in his first season at the helm of the program
- After ranking near the bottom of the Southeastern Conference in most offensive categories the previous year, Alabama led the league in six offensive statistics in 2019-20, including points per game (82.0), three-point field goal percentage (34.9 percent) and threes made per game (10.8), among others
- Nationally, the new-look offense ranked No. 3 in points and threes made per game, while also ranking sixth with 334 total threes made and fourth with 957 three-point attempts – both of which set program records
- The Tide's pace of play also ranked among the fastest in the country, as UA ranked fourth in raw tempo (76.1) and average possession length (15.2).
- Alabama boasted four student-athletes who earned All-SEC honors in 2020 as Kira Lewis Jr. (first team), John Petty Jr. (second team), Jaden Shackelford (all-freshman) and Herbert Jones (all-defensive) all received postseason recognition.
- It marked just the second time in program history that the Crimson Tide had four all-conference honorees in the same season (2006 was the only other year).
- His efforts didn't just end on the court. Off the court, Oats and his staff were relentless on the recruiting trail and the results were evident. According to Rivals.com, the Crimson Tide's 2020 recruiting class, which included Canada's No. 1 and No. 3-ranked players as well as the top JUCO prospect in the nation, was ranked No. 9 in the country by Scout.com and No. 12 according to 247Sports. In the classroom, the program boasted 11 student-athletes who earned SEC Academic Honor Roll recognition.
- Came to Alabama after spending the last four seasons at the University at Buffalo where he led the Bulls to a 96-43 (.691) record, three MAC Tournament Championships and three NCAA Tournament appearances, including reaching the round of 32 in each of the last two seasons
- Named the league's Coach of The Year and National Association of Basketball Coaches (NABC) District 14 Coach of the Year in back-to-back seasons (2018 and 2019) and finished fourth in voting for the 2019 Associated Press Men's College Coach of the Year
- Over the last two seasons, Buffalo finished with a combined record of 59-13 (.819), a pair of MAC Tournament and regular season championships, two NCAA Tournament Round of 32 appearances and consecutive MAC Coach of the Year honors
- Prior to joining the Bulls, Oats completed 11 seasons as head coach at Romulus High School in Michigan, winning the school's first state title in 27 years in 2012-13 and finished the season 27-1
- Was named the 2013 Detroit News State Coach of the Year, the Detroit Free Press State Coach of the Year, and BCAM State Coach of the Year

CAREER HISTORY AND RESULTS

UNIVERSITY OF BUFFALO, HEAD COACH, 2015-19

Year	Record	Pct.	MAC Record	Pct.	Postseason
2015-16	20-15	.571	10-8	.556	NCAA First Round
2016-17	17-15	.531	11-7	.611	
2017-18	27-9	.750	15-3	.833	NCAA Second Round
2018-19	32-4	.889	16-2	.889	NCAA Second Round
Total (4)	96-43	.696	60-30	.667	

UNIVERSITY OF ALABAMA, HEAD COACH, 2019-PRESENT

Year	Record	Pct.	SEC Record	Pct.	Postseason
2019-20	16-15	.516	8-10	.444	NA
2020-21	7-3	.700	3-0	1.000	
Total (2)	24-18	.571	11-10	.524	
Total (6)	120-61	.663	71-40	.640	

HONORS

- MAC Coach of the Year (2018, 2019)
- NABC District Coach of the Year (2018, 2019)
- Finished 4th in AP Voting for National College Coach of the Year (2019)

- 3x NCAA Tournament Participant
- 3x MAC Tournament Champions
- 2x MAC Regular Season Champions

ON THE BENCH



CHARLIE HENRY
Assistant Coach

- In his second season at Alabama
- Boasts more than 10 years of coaching experience on three major levels of basketball – NBA, G League and DI power-five schools – including stops at the Chicago Bulls, Windy City Bulls and Iowa State
- His input was made immediately evident as he helped install Nate Oats' offensive system that led the SEC in six different offensive categories during the 2019-20 season, including scoring average (82.0 ppg), threes made per game (10.8) and three-point field goal percentage (34.9 percent), among others



BRYAN HODGSON
Assistant Coach

- In his second season at Alabama
- Instrumental in signing the nation's No. 9-ranked signing class in 2020 according to Rivals.com, while 247sports.com ranked this year's signees at No. 12 nationally.
- Ranked No.6 on 247sports' list of the top 2020 coach recruiter rankings
- Listed as one top the top 50 Most Impactful High Major Assistant Coaches and invited to participate in the prestigious 2020 TopConnect Seminar




ANTOINE PETTWAY
Assistant Coach

- In his 10th season as an assistant coach at his alma mater, and his 13th on the Alabama staff
- Known as one of the top recruiters in the country and was listed by 247sports.com as the No. 1 recruiter in the nation for the 2019 class
- Prior to that, he was ranked No. 3 nationally in 2017 and No. 9 in 2018
- Recruited and signed Jaden Shackelford our of Hesperia, Calif., who went on to rank among the nation's top freshmen as he earned SEC All-Freshman honors



MIKE SNOWDEN
Strength and Conditioning

In his second season as the Alabama men's basketball strength coach ... a military veteran who served on President Barack Obama's Helicopter Squadron staff ... was head coach Nate Oats' strength coach at the University of Buffalo ... prior to that he had two stints at George Mason, his alma mater, in 2016-17 and 2013-14 – his first year as a strength coach ... also served as the strength and conditioning graduate assistant with the VCU men's basketball team (2015-16).



ADAM BAUMAN
Director of Operations

Adam Bauman remains on head coach Nate Oats' staff for a sixth consecutive year as he enters his second season at Alabama ... responsible for operational aspects of the men's basketball program, including budget management and scheduling team travel ... prior to his time at Buffalo, he oversaw all video coordination at Mississippi State.

THE LAST TIME...

TEAM

Scored 100 points or more:

Feb. 23, 2020 - UA 103, Ole Miss 78

Scored 110 points or more:

Dec. 1, 2004 - UA 114, ETSU 77

Scored less than 50 points:

Jan. 6, 2018 - Georgia 65, UA 46

Allowed 100 points:

Feb. 8, 2020 - UA 105, Georgia 102 (ot)

Held opponent to 40 points or less:

Jan. 10, 2015 - UA 56, Tennessee 38

Held opponent to 15 pts or less in half:

Nov. 29, 2016 - 15 points allowed vs. Charleston Southern (1st half)

Scored 50 points in a half:

Dec. 18, 2019 - 58 points in second half at Ole Miss

Won an overtime game:

Feb. 8, 2020 - UA 105, Georgia 102

Lost an overtime game:

Feb. 12, 2020 - Auburn 95, UA 91

Played a double-overtime game:

Jan. 4, 2020 - Florida 104, UA 98

Played a triple-overtime game:

Feb. 7, 2017 - UA 90, South Carolina 86 (4ot)

Played a quadruple-overtime game:

Feb. 7, 2017 - UA 90, South Carolina 86

Shot 60% or better in a half:

Dec. 18, 2019 - 61.3% in 1st half at Samford

Shot 70% or better in a half:

Nov. 29, 2019 - 72.7% in 2nd half vs. Southern Miss

Failed to hit a three-pointer in a game:

Dec. 4, 2010 vs. Purdue (345 games)

Had at least 20 three-pointers in a game:

Feb. 12, 2020 at Auburn (22)

Had at least 15 steals in a game:

Dec. 12, 2020 vs. Clemson (17)

Had at least 25 assists in a game:

Nov. 17, 2017 vs. Alabama A&M (25)

Forced 25 turnovers in a game:

Nov. 11, 2012 vs. West Alabama (25)

Played a ranked opponent (AP poll):

Jan. 2, 2021 at No. 7 Tennessee (won, 71-63)

Beat a ranked opponent at neutral site:

March 9, 2018 vs. No. 16 Auburn (won, 81-63)

Beat a ranked opponent at home:

Jan. 16, 2020 vs. No. 4 Auburn (won, 83-64)

Beat a ranked opponent on the road:

Jan. 2, 2021 at No. 7 Tennessee (won, 71-63)

Beat a top-10 opponent:

Jan. 2, 2021 at No. 7 Tennessee (won, 71-63)

Beat a top-10 opponent on the road:

Jan. 2, 2021 in Knoxville, Tenn. (beat No. 7 Tennessee, 71-63)

Beat a top-5 opponent:

Jan. 16, 2020 vs. No. 4 Auburn (won, 83-64)

Beat a top-5 opponent on the road:

Feb. 21, 2004 in Starkville, Miss. (beat No. 4 Mississippi State, 77-73)

Played a No. 1 ranked opponent:

Jan. 31, 2015 vs. No. 1/1 Kentucky (lost, 70-55)

Beat a No. 1 ranked opponent on the road:

Jan. 28, 1983 at No. 1 UCLA (won, 70-67)

Beat a No. 1 ranked opponent:

March 20, 2004 vs. No. 1 Stanford (NCAA tournament (won, 70-67)

INDIVIDUAL

Had a player score 50 points:

Michael Nordholz (50) vs. Southern Miss, 12/12/76 (single-game scoring record)

Had a player score 40 points:

Collin Sexton (40) vs. Minnesota, 11/25/17

Had a player score 35 points:

Kira Lewis Jr. (37) at Georgia, 2/8/20

Had a player score 30 points:

Kira Lewis Jr. (37) at Georgia, 2/8/20

Had a player grab 20 rebounds:

Richard Hendrix (23) vs. Troy, 11/9/07

Had a player dish out 10 or more assists:

Kira Lewis Jr. (11) at Ole Miss, 2/22/20

Had a player block five shots:

Donta Hall (8) vs. Oklahoma, 1/27/18

Had a player block 10 shots:

Roy Rogers (10) vs. LSU, 2/17/96

Had a player with seven or more steals in a game:

Jeremy Hays (8) vs. Oregon State, 12/12/98

Had two players record a double-double in same game:

Jaden Shackelford (18 pts, 11 rebs), Herbert Jones (14 pts, 12 rebs) vs. Jacksonville State, 11/26/20

Had three players record a double-double in same game:

Jermareo Davidson (12 pts, 12 rebs), Alonzo Gee (22 pts, 10 rebs), Richard Hendrix (18 pts, 12 rebs) vs. Louisiana Monroe, 11/28/06

Had a player record a double-double in three consecutive games:

Donta Hall (14 pts, 16 rebs vs. Texas A&M, 12 pts, 11 rebs at Missouri, 16 pts, 12 rebs vs. Tennessee) (Jan. 12, Jan. 16, Jan. 19, 2019)

Had a player record a double-double in four consecutive games:

Donta Hall (14 pts, 16 rebs vs. Texas A&M, 12 pts, 11 rebs at Missouri, 16 pts, 12 rebs vs. Tennessee, 10 pts, 11 rebs vs. Ole Miss) (Jan. 12, Jan. 16, Jan. 19, Jan. 22, 2019)

Had two players score 20 points in a game:

Jaden Shackelford (28) and John Petty Jr. (20) at Auburn, 2/12/20

Had six or more players score in double figures:

John Petty Jr. (14), Kira Lewis Jr. (15), Beetle Bolden (15), Herbert Jones (15), Alex Reese (14), Jaden Shackelford (16) at Florida, 1/4/20

Players who recorded a triple-double:

Kira Lewis Jr. (10 pts, 10 rebs, 13 asts) at Auburn, 2/12/20
Roy Rogers (27 pts, 10 rebs, 10 blocks) vs. LSU, 2/17/96



1 Herbert Jones

SENIOR

Guard • 6-8 • 210 • Greensboro, Ala.
Hale County HS

CAREER HIGHS

Points	18	3x, last vs. Furman (12/15/20)
Rebounds	17	vs. LSU (2/15/20)
Assists	7	vs. Samford (12/18/19)
Steals	5	UCF (12/3/17)
Blocks	3	3x, last vs. Ole Miss (2/22/20)
Minutes	45	vs. Florida (1/4/20)
Field Goals	8	vs. Kentucky (1/13/20)
FG Att.	20	vs. Kentucky (1/11/20)
3-Point FG	2	3x, last vs. Furman (12/15/20)
3-Point Att.	3	5x, last vs. UNLV (12/01/20)
Free Throws	11	vs. Clemson (12/12/20)
FT Att.	16	vs. Appalachian State (11/11/18)

2020-21 SEASON HIGHS

Points	18	Furman (12/15/20)
Rebounds	12	2x, last vs. Furman (12/15/20)
Assists	5	vs. Providence (12/2/20)
Steals	3	vs. Clemson (12/12/20)
Blocks	2	3x, last at Tennessee (1/2/21)
Minutes	34	vs. UNLV (12/1/20)
Field Goals	7	2x, last vs. Furman (12/15/20)
FG Att.	16	2x, last vs. Florida (1/5/21)
3-Point FG	2	Furman (12/15/20)
3-Point Att.	3	vs. UNLV (12/1/20)
Free Throws	11	vs. Clemson (12/12/20)
FT Att.	12	vs. Clemson (12/12/20)

MISCELLANEOUS STATS

CATEGORY	2020-21	CAREER
Double-digit scoring	8	27
20+ point games		
Double-digit rebounding	2	6
Double-doubles	2	5
Led UA in scoring	4	6
Led UA in rebounding	5	20
Led UA in three-pointers	1	1
Led UA in assists	2	23
Led UA in steals	3	31
Led UA in blocks	4	21
5+ assist games	1	3
3+ three-pointers		
3+ steal games	1	15
3+ block games		3

2020-21 SEASON HIGHLIGHTS

- Named to 2020 SEC All-Defensive Team
- One of the top defensive players in the SEC and entire nation
- Leads team in Blue Collar Points (237.5 – 45.5 points higher than the next closest player) and Hard Hat Awards (6)
- Team's leader in rebounding, three-point shooting, deflections (38), floor dives (9) and charges taken (4)
- Has reached double figures in eight of 11 games this season
- Collected first double-double of the year and fourth of his career with 12 pts and 12 rebs in season opening win vs. Jacksonville State (11/25)
- Second double-double came against Furman (12/15) when he tied his career high of 18 points to go along with 12 boards
- Scored 17 points including a career-best 11 free throws, going 11-of-12 from the charity stripe, vs. Clemson (12/12)
- Had 16 points on 7-of-9 shooting from the field in the win over UNLV (12/1)
- Team's top defensive player who last season led UA with 593 Blue Collar Points, 16 Hard Hat Awards, 22 charges taken, 84 deflections and 31 floor dives despite missing what was essentially five games (played just 9 mins in season-opener vs. Penn before exiting with an elbow injury)



JONES' 2020-21 GAME-BY-GAME STATS

Opponent	Date	Min	FG-FGA	3FG-FGA	FT-FTA	Off-Def-Tot	PF	A	TO	Stl	Blk	Pts
Jacksonville State	11/25	25	3-11	1-2	5-6	5-7-12	3	0	0	1	2	12
vs. Stanford	11/30	22	4-8	0-0	0-0	1-3-4	4	2	5	1	1	8
vs. UNLV	12/1	34	7-9	1-3	1-3	1-3-4	3	2	2	1	0	16
vs. Providence	12/2	33	4-8	1-1	2-2	3-5-8	3	5	5	2	0	11
vs. Clemson	12/12	30	3-9	0-2	11-12	0-4-4	3	2	2	3	0	17
Furman	12/15	32	7-16	2-2	2-4	7-5-12	1	4	2	0	2	18
Western Kentucky	12/19	33	6-10	1-1	3-4	1-3-4	3	0	3	1	0	16
ETSU	12/22	25	2-7	0-2	4-5	3-3-6	4	2	3	2	2	8
Ole Miss*	12/29	9	1-1	0-0	1-2	1-2-3	5	2	3	1	1	3
at Tennessee*	1/2	33	4-13	1-1	2-4	3-5-8	3	1	3	1	2	11
Florida*	1/5	22	6-16	1-2	3-4	3-2-5	3	1	2	2	1	16

* indicates Southeastern Conference opponent

SEASON	TEAM	GP-GS	MIN/AVG	Field Goals		3-Point		F-Throws		Rebounds				Scoring						
				FG-FGA	FG%	3FG-FGA	3FG%	FT-FTA	FT%	OFF	DEF	TOT	AVG	PF-FO	AST	TO	BLK	STL	PTS	AVG
2017-18	Bama	35-13	741/21.2	58-142	.408	7-26	.269	24-48	.500	29	92	121	3.5	94-4	48	56	22	44	147	4.2
2018-19	Bama	34-29	719/21.1	79-187	.422	6-21	.286	52-105	.495	38	81	119	3.5	94-4	67	67	20	32	216	6.4
2019-20	Bama	27-26	716/26.5	74-153	.484	1-14	.071	65-104	.625	55	118	173	6.4	97-8	62	50	19	34	214	7.9
2020-21	Bama	11-11	299/27.2	47-108	.435	8-16	.500	34-46	.739	28	42	70	6.4	35-1	21	30	11	15	136	12.4
TOTAL		107-79	2475/23.1	258-590	.437	22-77	.286	175-303	.578	150	333	483	4.5	320-17	198	203	72	125	713	6.7



2 Jordan Bruner

GRADUATE

Forward • 6-10 • 225 • Columbia, S.C.
Spring Valley HS/ Yale

CAREER HIGHS

Points	25	Hartford (1/2/17)
Rebounds	15	3x, last at UNC (12/30/19)
Assists	10	at Cornell (2/21/20)
Steals	5	vs. Clemson (12/12/20)
Blocks	7	Sienna (11/20/19)
Minutes	44	Sienna (11/20/19)
Field Goals	8	2x, last at UMass (12/11/19)
FG Att.	15	vs. LSU (3/21/19)
3-Point FG	5	Albany (12/4/19)
3-Point Att.	8	vs. LSU (3/21/19)
Free Throws	8	Hartford (1/2/17)
FT Att.	13	Hartford (1/2/17)

2020-21 SEASON HIGHS

Points	14	Western Kentucky (12/19/20)
Rebounds	8	ETSU (12/22/20)
Assists	4	3x, last vs. Florida (1/5/21)
Steals	5	vs. Clemson (12/12/20)
Blocks	3	at Tennessee (1/2/21)
Minutes	28	Western Kentucky (12/19/20)
Field Goals	4	2x, last vs. Western Ky. (12/19/20)
FG Att.	8	Western Kentucky (12/19/20)
3-Point FG	1	6x, last vs. ETSU (12/22/20)
3-Point Att.	4	Western Kentucky (12/19/20)
Free Throws	5	Western Kentucky (12/19/20)
FT Att.	6	Western Kentucky (12/19/20)

MISCELLANEOUS STATS

CATEGORY	2020-21	CAREER
Double-digit scoring	1	45
20+ point games		3
Double-digit rebounding		18
Double-doubles		12
Led team in scoring		NA
Led team in rebounding	3	3
Led team in three-pointers	1	1
Led team in assists	1	1
Led team in steals	5	5
Led team in blocks	7	7
5+ assist games		13
3+ three-pointers		6
3+ steal games	2	7
3+ block games		14

2020-21 SEASON HIGHLIGHTS

- Graduate transfer from Yale
- Leads team in steals, which includes a career-best five steals vs. Clemson (12/12), and blocks on the season
- Scored a season-best 14 points to go along with six boards vs. Western Kentucky (12/19)
- Collected eight points, six rebounds and a season-best three blocks at Tennessee (1/2)
- Had nine points and six rebounds to go along with a pair of assists and blocked shots vs. Furman (12/15)
- Earned First Team All-Ivy League and Academic All-Ivy League a year ago
- Became the first Bulldog to ever post a triple double when he had 14 points, 11 rebounds and 10 assists in a victory at Cornell (week of Feb. 22, 2020), earning him Ivy League Player of the Week honors
- Named First Team All-Ivy League in 2020 after averaging 10.9 points a contest and leading the conference at 9.2 rebounds per game
- Ranked among the conference leaders with 1.7 blocks a game (3rd) and 3.8 assists per contest (4th)
- Appeared in 83 total games at Yale making 53 starts across his three seasons from 2016-17 through the 2019-20 campaign
- Missed the 2017-18 campaign due to an injury



BRUNER'S 2020-21 GAME-BY-GAME STATS

Opponent	Date	Min	FG-FGA	3FG-FGA	FT-FTA	Off-Def-Tot	PF	A	TO	Stl	Blk	Pts
Jacksonville State	11/25	16	2-6	0-0	0-0	3-1-4	3	1	0	0	1	4
vs. Stanford	11/30	20	2-4	1-3	3-3	0-3-3	1	1	0	1	1	8
vs. UNLV	12/1	26	0-1	0-1	2-2	1-6-7	2	4	4	2	2	2
vs. Providence	12/2	21	3-5	1-2	0-0	3-4-7	2	0	0	1	0	7
vs. Clemson	12/12	24	1-4	1-3	0-0	0-2-2	1	1	0	5	1	3
Furman	12/15	18	4-6	1-2	0-0	4-2-6	1	2	0	1	2	9
Western Kentucky	12/19	28	4-8	1-4	5-6	3-3-6	2	0	2	1	1	14
ETSU	12/22	22	2-4	1-2	3-4	3-5-8	0	4	0	2	1	8
Ole Miss*	12/29	18	2-5	1-4	0-0	1-4-5	4	0	2	1	2	5
at Tennessee*	1/2	25	3-5	0-1	2-5	1-5-6	3	0	1	0	3	8
Florida*	1/5	21	3-4	0-0	0-0	5-2-7	2	4	1	3	1	6

* indicates Southeastern Conference opponent

SEASON	TEAM	GP-GS	MIN/AVG	Field Goals		3-Point		F-Throws		Rebounds				Scoring						
				FG-FGA	FG%	3FG-FGA	3FG%	FT-FTA	FT%	OFF	DEF	TOT	AVG	PF-FO	AST	TO	BLK	STL	PTS	AVG
2016-17	Yale	25-0	560/22.4	78-152	.513	12-40	.300	43-66	.652	43	97	140	5.6	48-0	31	38	55	9	211	8.4
2018-19	Yale	30-30	840/28.0	121-237	.511	22-79	.278	47-64	.734	63	187	250	8.3	56-1	89	57	46	30	311	10.4
2019-20	Yale	28-28	906/32.4	112-253	.443	32-99	.323	49-64	.766	50	207	257	9.2	49-1	106	71	48	29	305	10.9
2020-21	Bama	11-11	240/21.8	26-52	.500	7-25	.280	15-20	.750	24	36	60	5.5	21-0	17	11	15	17	74	6.7
TOTAL FOR Bama		11-11	240/21.8	26-52	.500	7-25	.280	15-20	.750	24	36	60	5.5	21-0	17	11	15	17	74	6.7
TOTAL		94-69	2546/27.1	337-694	.486	73-243	.300	154-214	.720	180	527	707	7.5	174-2	243	177	164	85	901	9.6



3 Alex Reese

SENIOR

Forward • 6-9 • 230 • Pelham, Ala.
Pelham HS

CAREER HIGHS

Points	19	vs. Wichita State (11/18/18)
Rebounds	10	vs. South Carolina (2/29/20)
Assists	4	vs. Rhode Island (11/15/19)
Steals	4	2x, last vs. Penn (11/5/19)
Blocks	3	3x, last vs. Florida (1/5/21)
Minutes	30	2x, last vs. Auburn (2/12/20)
Field Goals	7	vs. LSU (1/29/20)
FG Att.	14	3x, last vs. Auburn (2/12/20)
3-Point FG	5	vs. Norfolk State (3/20/19)
3-Point Att.	10	2x, last vs. Auburn (2/12/20)
Free Throws	9	vs. Wichita State (11/18/18)
FT Att.	10	vs. Wichita State (11/18/18)

2020-21 SEASON HIGHS

Points	10	Ole Miss (12/29/20)
Rebounds	5	3x, last vs. Clemson (12/12/20)
Assists	2	2x, last vs. Ole Miss (12/29/20)
Steals	1	3x, last Ole Miss (12/29/20)
Blocks	3	vs. Florida (1/5/21)
Minutes	18	Ole Miss (12/29/20)
Field Goals	3	2x, last vs. Ole Miss (12/29/20)
FG Att.	8	vs. ETSU (12/22/20)
3-Point FG	2	3x, last vs. Ole Miss (12/29/20)
3-Point Att.	7	Ole Miss (12/29/20)
Free Throws	2	Ole Miss (12/29/20)
FT Att.	2	2x, last vs. Ole Miss (12/29/20)

MISCELLANEOUS STATS

CATEGORY	2020-21	CAREER
Double-digit scoring		21
20+ point games		
Double-digit rebounding		1
Double-doubles		
Led UA in scoring		2
Led UA in rebounding	1	8
Led UA in three-pointers	1	15
Led UA in assists		2
Led UA in steals	1	11
Led UA in blocks	1	17
5+ assist games		
3+ three-pointers		10
3+ steal games		2
3+ block games	1	3

2020-21 SEASON HIGHLIGHTS

- Scored a season-high 10 points to go along with four rebounds and a pair of assists vs. Ole Miss (12/29)
- Played in 31 games and made a career-high 26 starts on the year
- Led the team in blocked shots (30), was third in rebounding (4.8 rpg) and fourth in scoring (8.8 ppg) and three-pointers made (51)



REESE'S 2020-21 GAME-BY-GAME STATS

Opponent	Date	Min	FG-FGA	3FG-FGA	FT-FTA	Off-Def-Tot	PF	A	TO	Stl	Blk	Pts
Jacksonville State	11/25	13	0-4	0-4	0-0	0-1-1	0	0	2	0	0	0
vs. Stanford	11/30	12	2-6	1-4	0-1	0-5-5	1	1	0	0	1	5
vs. UNLV	12/1	15	1-6	1-6	0-0	0-5-5	1	0	0	0	1	3
vs. Providence	12/2	17	2-4	2-4	0-0	0-2-2	2	0	1	1	0	6
vs. Clemson	12/12	13	2-7	0-3	1-2	0-5-5	2	0	2	1	0	5
Furman	12/15	11	2-5	2-5	0-0	0-0-0	1	1	0	0	0	6
Western Kentucky	12/19	7	0-4	0-2	0-0	0-0-0	0	0	1	0	0	0
ETSU	12/22	17	3-8	1-5	0-0	1-1-2	0	2	0	0	0	7
Ole Miss*	12/29	18	3-8	2-7	2-2	1-3-4	1	2	0	1	1	10
at Tennessee*	1/2	14	0-4	0-3	0-0	1-3-4	0	0	0	0	0	0
Florida*	1/5	14	2-4	1-2	0-0	1-2-3	3	0	0	0	3	5

* indicates Southeastern Conference opponent

SEASON	TEAM	GP-GS	MIN/AVG	Field Goals		3-Point		F-Throws		Rebounds				Scoring						
				FG-FGA	FG%	3FG-FGA	3FG%	FT-FTA	FT%	OFF	DEF	TOT	AVG	PF-FO	AST	TO	BLK	STL	PTS	AVG
2017-18	Bama	32-1	370/11.6	46-118	.390	24-74	.324	11-14	.786	22	67	89	2.8	33-0	9	21	7	15	127	4.0
2018-19	Bama	28-0	372/13.3	56-139	.403	27-72	.375	37-49	.755	25	46	71	2.5	31-0	13	25	12	10	176	6.3
2019-20	Bama	31-26	705/22.7	95-243	.391	51-171	.298	32-48	.667	33	117	150	4.8	55-2	33	48	30	13	273	8.8
2020-21	Bama	11-0	153/13.9	17-60	.283	10-45	.222	3-4	.750	4	27	31	2.8	12-0	6	6	6	3	47	4.3
TOTAL		102-27	1600/15.7	214-560	.382	112-362	.309	83-115	.722	84	257	341	3.3	131-2	61	100	55	41	623	6.1



4 Juwan Gary

R-FRESHMAN

Forward • 6-6 • 218 • Columbia, S.C.
Liberty Heights/West Charlotte HS

CAREER HIGHS

Points	10	Furman (12/15/20)
Rebounds	4	2x, last vs. ETSU (12/22/20)
Assists		
Steals	1	2x, last vs. Ole Miss (12/29/20)
Blocks	1	ETSU (12/22/20)
Minutes	16	ETSU (12/22/20)
Field Goals	4	Furman (12/15/20)
FG Att.	5	2x, last vs. ETSU (12/22/20)
3-Point FG		
3-Point Att.	1	vs. Stanford (11/30/20)
Free Throws	2	Furman (12/15/20)
FT Att.	4	Furman (12/15/20)

2020-21 SEASON HIGHS

Points	10	Furman (12/15/20)
Rebounds	4	2x, last vs. ETSU (12/22/20)
Assists		
Steals	1	2x, last vs. Ole Miss (12/29/20)
Blocks	1	ETSU (12/22/20)
Minutes	16	ETSU (12/22/20)
Field Goals	4	Furman (12/15/20)
FG Att.	5	2x, last vs. ETSU (12/22/20)
3-Point FG		
3-Point Att.	1	vs. Stanford (11/30/20)
Free Throws	2	Furman (12/15/20)
FT Att.	4	Furman (12/15/20)

MISCELLANEOUS STATS

CATEGORY	2020-21	CAREER
Double-digit scoring	1	1
20+ scoring games		
Double-digit rebounding		
Double-doubles		
Led UA in scoring		
Led UA in rebounding		
Led UA in three-pointers		
Led UA in assists		
Led UA in steals	1	1
Led UA in blocks		
5+ assist games		
3+ three-pointer		
3+ steal games		
3+ block games		

2020-21 SEASON HIGHLIGHTS

- Had his best game when he collected 10 points and three rebounds in just eight minutes of work vs. Furman (12/15)
- Suffered a season-ending knee injury prior to the start of the 2019-20 campaign and reshirted
- Has seen action in just four games as he continues to improve his conditioning coming off the injury



GARY'S 2020-21 GAME-BY-GAME STATS

Opponent	Date	Min	FG-FGA	3FG-FGA	FT-FTA	Off-Def-Tot	PF	A	TO	Stl	Blk	Pts
Jacksonville State	11/25	3	0-2	0-0	0-0	0-0-0	0	0	0	0	0	0
vs. Stanford	11/30	3	0-1	0-1	1-2	0-0-0	0	0	0	0	0	1
vs. UNLV	12/1				DNP							
vs. Providence	12/2	2	0-0	0-0	0-0	0-1-1	0	0	0	0	0	0
vs. Clemson	12/12	3	0-0	0-0	0-0	0-0-0	0	0	0	0	0	0
Furman	12/15	8	4-5	0-0	2-4	1-2-3	0	0	0	0	0	10
Western Kentucky	12/19	7	1-1	0-0	0-0	0-1-1	0	0	0	0	0	2
ETSU	12/22	16	3-5	0-0	0-2	1-3-4	2	0	1	1	1	6
Ole Miss*	12/29	4	0-0	0-0	0-0	0-0-0	2	0	0	1	0	0
at Tennessee*	1/2	1	0-0	0-0	0-0	0-0-0	0	0	0	0	0	0
Florida*	1/5	4	0-2	0-0	0-0	1-1-2	0	0	0	0	0	0

* indicates Southeastern Conference opponent

SEASON	TEAM	GP-GS	MIN/AVG	Field Goals		3-Point		F-Throws		Rebounds				Scoring						
				FG-FGA	FG%	3FG-FGA	3FG%	FT-FTA	FT%	OFF	DEF	TOT	AVG	PF-FO	AST	TO	BLK	STL	PTS	AVG
2020-21	Bama	10-0	49/4.9	8-16	.500	0-1	.000	3-8	.375	3	8	11	1.1	5-0	0	1	1	2	19	1.9
TOTAL		10-0	49/4.9	8-16	.500	0-1	.000	3-8	.375	3	8	11	1.1	5-0	0	1	1	2	19	1.9



5 Jaden Shackelford

SOPHOMORE

Guard • 6-3 • 200 • Hesperia Calif.
Hesperia HS

CAREER HIGHS

Points	28	3x, last vs. Auburn (2/12/20)
Rebounds	12	Jacksonville State (11/25/20)
Assists	4	3x, last vs. Ole Miss (12/29/20)
Steals	3	Furman (11/19/19)
Blocks	2	vs. South Carolina (2/29/20)
Minutes	42	Auburn (2/12/20)
Field Goals	11	Arkansas (2/1/20)
FG Att.	23	Auburn (2/12/20)
3-Point FG	8	ETSU (12/22/20)
3-Point Att.	17	Auburn (2/12/20)
Free Throws	10	Stephen F. Austin (12/6/19)
FT Att.	11	Stephen F. Austin (12/6/19)

2020-21 SEASON HIGHS

Points	26	ETSU (12/22/20)
Rebounds	12	Jacksonville State (11/25/20)
Assists	4	2x, last vs. Ole Miss (12/29/20)
Steals	2	3x, last at Tennessee (1/2/21)
Blocks	1	ETSU (12/22/20)
Minutes	36	ETSU (12/22/20)
Field Goals	8	ETSU (12/22/20)
FG Att.	15	ETSU (12/22/20)
3-Point FG	8	ETSU (12/22/20)
3-Point Att.	15	ETSU (12/22/20)
Free Throws	7	Western Kentucky (12/19/20)
FT Att.	10	Western Kentucky (12/19/20)

MISCELLANEOUS STATS

CATEGORY	2020-21	CAREER
Double-digit scoring	8	28
20+ point games	1	8
Double-digit rebounding	1	1
Double-doubles	1	1
Led UA in scoring	3	11
Led UA in rebounding	3	6
Led UA in three-pointers	3	15
Led UA in assists	1	3
Led UA in steals	1	2
Led UA in blocks	1	2
5+ assist games		
3+ three-pointers	3	18
3+ steal games		1
3+ block games		

2020-21 SEASON HIGHLIGHTS

- Leads team in scoring average, double-figure scoring games (8) and three-pointers made and attempted
- Had hit double figured in 22 of his last 25 games played dating back to last season
- Had season high 26 points on a career-best eight three-pointers (8-of-13) in the win over ETSU (12/22)
- Recorded first career double-double with 18 points and 12 rebounds – both team highs – to lead UA past Jacksonville State (11/25)
- Finished with 16 points in the win over Florida (1/5)
- Burst onto the college basketball scene last year, earning SEC All-Freshman honors
- Finished his rookie campaign averaging 15.0 points per game, which ranked second on the team and 11th in the SEC
- Scored a total of 466 points on the year which is fourth-best by any freshman in program history, trailing only Collin Sexton, James “Hollywood” Robinson and Eddie Phillips
- Led all SEC players with 55 made three-pointers during conference play
- Named the SEC Freshman of the Week and the USBWA National Freshman of the Week for the week of Feb. 17
- His 84 made threes on the year ranks seventh-best in a single-season in the program’s record books, while his 235 three-point attempts led the team and was fifth-best in UA history
- Reached double figures in each of his final 15 games of the season and 23 times total which was second-best on the team



SHACKELFORD'S 2020-21 GAME-BY-GAME STATS

Opponent	Date	Min	FG-FGA	3FG-FGA	FT-FTA	Off-Def-Tot	PF	A	TO	Stl	Blk	Pts
Jacksonville State	11/25	26	6-13	1-4	5-5	3-9-12	1	2	2	2	0	18
vs. Stanford	11/30	23	3-13	2-5	2-2	1-2-3	3	0	2	0	0	10
vs. UNLV	12/1	28	4-10	3-7	2-5	0-5-5	0	4	0	1	0	13
vs. Providence	12/2	29	4-11	3-6	4-4	3-3-6	1	1	1	0	0	15
vs. Clemson	12/12	27	2-8	0-3	1-2	1-0-1	2	1	3	2	0	5
Furman	12/15	29	4-9	1-5	4-8	1-3-4	3	1	3	1	0	13
Western Kentucky	12/19	33	2-9	1-5	7-10	1-3-4	1	1	0	1	0	12
ETSU	12/22	36	8-15	8-13	2-5	1-3-4	1	2	1	0	1	26
Ole Miss*	12/29	33	3-10	1-7	2-5	2-5-7	0	4	0	0	0	9
at Tennessee*	1/2	24	3-5	1-2	2-4	0-1-1	4	2	0	2	0	9
Florida*	1/5	31	5-12	2-7	4-4	0-3-3	1	0	2	0	0	16

* indicates Southeastern Conference opponent

SEASON	TEAM	GP-GS	MIN/AVG	Field Goals		3-Point		F-Throws		Rebounds				Scoring						
				FG-FGA	FG%	3FG-FGA	3FG%	FT-FTA	FT%	OFF	DEF	TOT	AVG	PF-FO	AST	TO	BLK	STL	PTS	AVG
2019-20	Bama	31-19	911/29.4	148-358	.413	84-235	.357	86-112	.768	39	100	139	4.5	52-0	44	46	6	17	466	15.0
2020-21	Bama	11-11	320/29.1	44-115	.383	23-64	.359	35-52	.673	13	37	50	4.5	17-0	18	14	1	9	146	13.3
TOTAL		42-30	1231/29.3	192-473	.406	107-299	.358	121-164	.738	52	137	189	4.5	69-0	62	60	7	26	612	14.6



11 Joshua Primo

FRESHMAN

Guard • 6-6 • 190 • Toronto, Ontario
Royal Crown Academic School

CAREER HIGHS

Points	15	vs. Providence (12/2/20)
Rebounds	6	Ole Miss (12/29/20)
Assists	3	vs. Stanford (11/30/20)
Steals	2	2x, last vs. ETSU (12/22/20)
Blocks	1	vs. Western Kentucky (12/19/20)
Minutes	24	2x, last vs. Ole Miss (12/29/20)
Field Goals	5	vs. Providence (12/2/20)
FG Att.	9	vs. Providence (12/2/20)
3-Point FG	3	3x, last at Tennessee (1/2/21)
3-Point Att.	6	2x, last vs. Providence (12/2/20)
Free Throws	2	2x, last vs. Ole Miss (12/29/20)
FT Att.	4	vs. Providence (12/2/20)

2020-21 SEASON HIGHS

Points	15	vs. Providence (12/2/20)
Rebounds	6	Ole Miss (12/29/20)
Assists	3	vs. Stanford (11/30/20)
Steals	2	2x, last vs. ETSU (12/22/20)
Blocks	1	vs. Western Kentucky (12/19/20)
Minutes	24	2x, last vs. Ole Miss (12/29/20)
Field Goals	5	vs. Providence (12/2/20)
FG Att.	9	vs. Providence (12/2/20)
3-Point FG	3	3x, last at Tennessee (1/2/21)
3-Point Att.	6	2x, last vs. Providence (12/2/20)
Free Throws	2	2x, last vs. Ole Miss (12/29/20)
FT Att.	4	vs. Providence (12/2/20)

MISCELLANEOUS STATS

CATEGORY	2020-21	CAREER
Double-digit scoring	3	3
20+ scoring games		
Double-digit rebounding		
Double-doubles		
Led UA in scoring		
Led UA in rebounding		
Led UA in three-pointers		
Led UA in assists	1	1
Led UA in steals	1	1
Led UA in blocks		
5+ assist games		
3+ three-pointer	3	3
3+ steal games		
3+ block games		

2020-21 SEASON HIGHLIGHTS

- Collected season bests of 15 points in 24 minutes of action vs. Providence (12/2), hitting 5-of-9 shots from the field, 3-of-6 from deep and 2-of-4 from the charity stripe
- Added 11 points to go along with five rebounds in the upset win at No. 7 Tennessee (1/2)
- Scored 11 points on 4-of-8 shooting from the floor including three three-pointers vs. UNLV (12/1)
- Rated as a five-star prospect, the No. 19 overall player and the No. 5 overall combo guard in the 2020 class by 247Sports.com
- Reclassified from a 2021 recruit to the class of 2020 after completing his prep requirements early from Royal Crown International



PRIMO'S 2020-21 GAME-BY-GAME STATS

Opponent	Date	Min	FG-FGA	3FG-FGA	FT-FTA	Off-Def-Tot	PF	A	TO	Stl	Blk	Pts
Jacksonville State	11/25	17	2-4	0-2	1-2	0-3-3	3	1	0	1	0	5
vs. Stanford	11/30	18	0-2	0-1	0-2	0-2-2	2	3	2	2	0	0
vs. UNLV	12/1	17	4-8	3-6	0-0	1-2-3	1	0	1	0	0	11
vs. Providence	12/2	24	5-9	3-6	2-4	1-2-3	4	1	0	1	0	15
vs. Clemson	12/12	23	3-4	0-1	0-0	0-2-2	1	0	1	0	0	6
Furman	12/15	22	2-6	1-5	0-1	0-2-2	2	1	1	0	0	5
Western Kentucky	12/19	25	2-4	2-3	2-2	2-2-4	3	0	2	0	1	8
ETSU	12/22	19	1-5	0-4	1-2	1-2-3	3	0	4	2	0	3
Ole Miss*	12/29	24	2-8	0-2	2-2	2-4-6	2	1	0	0	0	6
at Tennessee*	1/2	25	4-8	3-5	0-0	4-1-5	2	1	4	0	0	11
Florida*	1/5	20	0-4	0-3	0-0	0-2-2	1	2	4	1	0	0

* indicates Southeastern Conference opponent

SEASON	TEAM	GP-GS	MIN/AVG	Field Goals		3-Point		F-Throws		Rebounds				Scoring						
				FG-FGA	FG%	3FG-FGA	3FG%	FT-FTA	FT%	OFF	DEF	TOT	AVG	PF	FO	AST	TO	BLK	STL	PTS
2020-21	Bama	11-4	236/21.5	25-62	.403	12-38	.316	8-15	.533	11	24	35	3.2	24-0	10	19	1	7	70	6.4
TOTAL		11-4	236/21.5	25-62	.403	12-38	.316	8-15	.533	11	24	35	3.2	24-0	10	19	1	7	70	6.4



12 Darius Miles

FRESHMAN

Forward • 6-6 • 185 • Washington, D.C.
Theodore Roosevelt HS

CAREER HIGHS

Points	3	vs. Stanford (11/30/20)
Rebounds	2	vs. Jacksonville State (11/25/20)
Assists		
Steals	1	vs. Stanford (11/30/20)
Blocks	1	vs. Stanford (11/30/20)
Minutes	5	vs. Stanford (11/30/20)
Field Goals	1	2x, last vs. Stanford (11/30/20)
FG Att.	4	vs. Stanford (11/30/20)
3-Point FG	1	vs. Stanford (11/30/20)
3-Point Att.	3	vs. Stanford (11/30/20)
Free Throws	2	Ole Miss (12/29/20)
FT Att.	2	Ole Miss (12/29/20)

2020-21 SEASON HIGHS

Points	3	vs. Stanford (11/30/20)
Rebounds	2	vs. Jacksonville State (11/25/20)
Assists		
Steals	1	vs. Stanford (11/30/20)
Blocks	1	vs. Stanford (11/30/20)
Minutes	5	vs. Stanford (11/30/20)
Field Goals	1	2x, last vs. Stanford (11/30/20)
FG Att.	4	vs. Stanford (11/30/20)
3-Point FG	1	vs. Stanford (11/30/20)
3-Point Att.	3	vs. Stanford (11/30/20)
Free Throws	2	Ole Miss (12/29/20)
FT Att.	2	Ole Miss (12/29/20)

MISCELLANEOUS STATS

CATEGORY	2020-21	CAREER
Double-digit scoring		
20+ scoring games		
Double-digit rebounding		
Double-doubles		
Led UA in scoring		
Led UA in rebounding		
Led UA in three-pointers		
Led UA in assists		
Led UA in steals		
Led UA in blocks	1	1
5+ assist games		
3+ three-pointer		
3+ steal games		
3+ block games	2	

2020-21 SEASON HIGHLIGHTS

- Rated as a four-star prospect by Rivals and a three-star signee according to 247Sports
- Rivals.com lists him as the 113th best prospect and the 26th best small forward in the nation



MILES' 2020-21 GAME-BY-GAME STATS

Opponent	Date	Min	FG-FGA	3FG-FGA	FT-FTA	Off-Def-Tot	PF	A	TO	Stl	Blk	Pts
Jacksonville State	11/25	4	1-2	0-1	0-0	1-1-2	0	0	1	0	0	2
vs. Stanford	11/30	5	1-4	1-3	0-0	0-0-0	0	0	0	1	1	3
vs. UNLV	12/1				DNP							
vs. Providence	12/2	1	0-0	0-0	0-0	0-0-0	0	0	2	0	0	0
vs. Clemson	12/12				DNP							
Furman	12/15				DNP							
Western Kentucky	12/19				DNP							
ETSU	12/22	2	0-0	0-0	0-0	0-1-1	0	0	1	0	0	0
Ole Miss*	12/29	1	0-0	0-0	2-2	0-0-0	0	0	0	0	0	2
at Tennessee*	1/2				DNP							
Florida*	1/5				DNP							

* indicates Southeastern Conference opponent

SEASON	TEAM	GP-GS	MIN/AVG	Field Goals		3-Point		F-Throws		Rebounds				Scoring						
				FG-FGA	FG%	3FG-FGA	3FG%	FT-FTA	FT%	OFF	DEF	TOT	AVG	PF-FO	AST	TO	BLK	STL	PTS	AVG
2020-21	Bama	5-0	13/2.5	2-6	.333	1-4	.250	2-2	1.000	1	2	3	0.6	0-0	0	4	1	1	7	1.4
TOTAL		5-0	13/2.5	2-6	.333	1-4	.250	2-2	1.000	1	2	3	0.6	0-0	0	4	1	1	7	1.4



13 Jahvon Quinerly

SOPHOMORE

Guard • 6-1 • 175 • Hackensack, N.J.
Villanova/Hudson Catholic HS

CAREER HIGHS

Points	24	Ole Miss (12/29/20)
Rebounds	4	vs. UNLV (12/1/20)
Assists	9	ETSU (12/22/20)
Steals	3	vs. Stanford (11/30/20)
Blocks	1	Western Kentucky (12/19/20)
Minutes	36	ETSU (12/22/20)
Field Goals	8	Ole Miss (12/29/20)
FG Att.	14	Ole Miss (12/29/20)
3-Point FG	3	Ole Miss (12/29/20)
3-Point Att.	6	at Xavier (2/24/19)
Free Throws	6	vs. UNLV (12/1/20)
FT Att.	10	Ole Miss (12/29/20)

2020-21 SEASON HIGHS

Points	24	Ole Miss (12/29/20)
Rebounds	4	vs. UNLV (12/1/20)
Assists	9	ETSU (12/22/20)
Steals	3	vs. Stanford (11/30/20)
Blocks	1	Western Kentucky (12/19/20)
Minutes	36	ETSU (12/22/20)
Field Goals	8	Ole Miss (12/29/20)
FG Att.	14	2x, last at Tennessee (1/2/21)
3-Point FG	3	Ole Miss (12/29/20)
3-Point Att.	5	3x, last vs. Ole Miss (12/29/20)
Free Throws	6	vs. UNLV (12/1/20)
FT Att.	10	Ole Miss (12/29/20)

MISCELLANEOUS STATS

CATEGORY	2020-21	CAREER
Double-digit scoring	7	8
20+ point games	1	1
Double-digit rebounding		
Double-doubles		
Led UA in scoring	3	3
Led UA in rebounding		
Led UA in three-pointers	2	2
Led UA in assists	5	5
Led UA in steals	2	2
Led UA in blocks		
5+ assist games	2	2
3+ three-pointers	1	1
3+ steal games	1	1
3+ block games		

2020-21 SEASON HIGHLIGHTS

- Averaging 16.7 points and 4.7 assists per game over his last three contests, while shooting 47.2 percent (17-of-36) from the field and 33.3 percent (4-of-12) from beyond the arc
- Leads UA in assists, third in free throw percentage and has seven double-figure scoring games
- Went for a career-best 24 points in the win over Ole Miss (12/29) in his first SEC game
- Made his Crimson Tide debut and showed out for 18 points and three assists to lead UA to a win over Jacksonville State (11/25)
- Scored 19 points – 17 in the second half – to go along with four assists and four rebounds in a career-best 30 minutes of action vs. UNLV (12/1)
- Had 14 points to go along with a career-best nine assists with only one turnover in the win over ETSU (12/22)
- Sat out the entire 2019-20 campaign after his NCAA waiver and appeal were both denied by the NCAA
- Averaged 3.2 points and 9.1 minutes per game in 25 appearances in his lone season at Villanova in 2018-19
- 2018 McDonalds All-American, two-time New Jersey Gatorade Player of the Year
- Ranked No. 26 in ESPN's Top 100 in the Prep Class of 2018



QUINERLY'S 2020-21 GAME-BY-GAME STATS

Opponent	Date	Min	FG-FGA	3FG-FGA	FT-FTA	Off-Def-Tot	PF	A	TO	Stl	Blk	Pts
Jacksonville State	11/25	26	7-12	2-5	2-2	0-1-1	1	3	1	1	0	18
vs. Stanford	11/30	24	6-11	1-3	1-1	0-0-0	3	2	3	3	0	14
vs. UNLV	12/1	30	6-11	1-4	6-6	1-3-4	2	4	2	0	0	19
vs. Providence	12/2	22	3-9	1-3	3-5	0-1-1	4	3	2	0	0	10
vs. Clemson	12/12	27	3-10	1-4	0-0	2-1-3	2	2	3	2	0	7
Furman	12/15	17	1-2	1-1	0-0	0-0-0	2	3	0	0	0	3
Western Kentucky	12/19	21	4-7	0-2	1-2	0-1-1	2	3	6	0	1	9
ETSU	12/22	36	4-8	1-5	5-8	1-1-2	5	9	1	1	0	14
Ole Miss*	12/29	32	8-14	3-5	5-10	2-3-5	1	0	4	1	0	24
at Tennessee*	1/2	27	5-14	0-2	2-2	1-1-2	3	5	2	0	0	12
Florida*	1/5											

* indicates Southeastern Conference opponent

SEASON	TEAM	GP-GS	MIN/AVG	Field Goals		3-Point		F-Throws		Rebounds				Scoring						
				FG-FGA	FG%	3FG-FGA	3FG%	FT-FTA	FT%	OFF	DEF	TOT	AVG	PF-FO	AST	TO	BLK	STL	PTS	AVG
2018-19	VU	25-0	230/9.2	28-83	.337	12-48	.250	11-15	.733	2	18	20	0.8	18-0	22	19	0	5	79	3.2
2020-21	Bama	10-7	262/26.2	47-98	.480	11-34	.324	25-36	.694	7	12	19	1.9	25-1	34	24	1	8	130	13.0
TOTAL FOR Bama		10-7	262/26.2	47-98	.480	11-34	.324	25-36	.694	7	12	19	1.9	25-1	34	24	1	8	130	13.0
TOTAL		35-7	492/14.1	75-181	.414	23-82	.280	36-51	.706	9	30	39	1.1	43-1	56	43	1	13	209	6.0



14 Keon Ellis

JUNIOR

Guard • 6-6 • 170 • Eustis, Fla.
Leesburg, HS

CAREER HIGHS

Points	16	Florida (1/5/21)
Rebounds	8	Florida (1/5/21)
Assists	3	Ole Miss (12/29/20)
Steals	2	Florida (1/5/21)
Blocks	1	2x, last Florida (1/5/21)
Minutes	24	Florida (1/5/21)
Field Goals	5	Florida (1/5/21)
FG Att.	6	Florida (1/5/21)
3-Point FG	3	Florida (1/5/21)
3-Point Att.	4	Ole Miss (12/29/20)
Free Throws	3	Florida (1/5/21)
FT Att.	3	Florida (1/5/21)

2020-21 SEASON HIGHS

Points	16	Florida (1/5/21)
Rebounds	8	Florida (1/5/21)
Assists	3	Ole Miss (12/29/20)
Steals	2	Florida (1/5/21)
Blocks	1	2x, last Florida (1/5/21)
Minutes	24	Florida (1/5/21)
Field Goals	5	Florida (1/5/21)
FG Att.	6	Florida (1/5/21)
3-Point FG	3	Florida (1/5/21)
3-Point Att.	4	Ole Miss (12/29/20)
Free Throws	3	Florida (1/5/21)
FT Att.	3	Florida (1/5/21)

MISCELLANEOUS STATS

CATEGORY	2020-21	CAREER
Double-digit scoring	1	1
20+ scoring games		
Double-digit rebounding		
Double-doubles		
Led UA in scoring	1	1
Led UA in rebounding	1	1
Led UA in three-pointers	1	1
Led UA in assists		
Led UA in steals		
Led UA in blocks		
5+ assist games		
3+ three-pointer	1	1
3+ steal games		
3+ block games		

2020-21 SEASON HIGHLIGHTS

- Averaging 7.8 points and 4.5 rebounds while shooting 61.1 percent (16-of-26) from the field and 60.0 percent (6-of-10) from beyond the arc over his last four contests
- Scored a career-best 16 points on 5-of-6 shooting from the field and a perfect 3-of-3 from beyond the arc in the win over Florida (1/5)
- Had scored 23 total points in the 10 previous games combined leading into the contest with the Gators
- Rated as a four-star prospect by Rivals and a three-star signee according to 247Sports
- Named a Second Team NJCAA All-American
- Rated by 247Sports as the No. 1 combo guard and the No. 4 JUCO player in the nation
- Averaged 18.7 ppg for the Buccaneers, who finished the 2019-20 season with a 29-2 overall record and were ranked No. 1 in the NJCAA
- Connected on 54 percent shooting from the field, 40 percent from beyond the arc and 81 percent from the charity stripe for the year
- Made his presence felt on the defensive end as he averaged 2.1 steals and 1.2 blocks per game as a sophomore, making him just one of four players nationally to average 2.0 or more steals and 1.0 or more blocks per game
- His 562 points and 64 steals during his sophomore season are the most in a single season in school history
- Finished his career ranked among the program's top-10 in career points, field goal percentage, field goals made, field goal percentage, three-pointers made, three-point percentage, free throws made, free throws attempted, blocked shots and ranks as FSW's all-time leader with 114 steals



ELLIS' 2020-21 GAME-BY-GAME STATS

Opponent	Date	Min	FG-FGA	3FG-FGA	FT-FTA	Off-Def-Tot	PF	A	TO	Stl	Blk	Pts
Jacksonville State	11/25	17	0-0	0-0	0-0	0-2-2	2	2	0	1	1	0
vs. Stanford	11/30	18	1-3	0-2	1-2	0-1-1	1	0	2	1	0	3
vs. UNLV	12/1				DNP							
vs. Providence	12/2	9	1-2	0-1	0-0	0-1-1	0	0	0	0	0	2
vs. Clemson	12/12	5	0-1	0-0	0-0	0-1-1	0	0	1	1	0	0
Furman	12/15	8	1-3	0-2	0-0	0-0-0	0	1	0	0	0	2
Western Kentucky	12/19	2	0-1	0-0	1-2	1-0-1	0	0	0	0	0	1
ETSU	12/22	20	3-4	1-2	0-0	1-2-3	3	1	1	1	0	7
Ole Miss*	12/29	17	2-5	1-4	0-0	2-2-4	3	3	2	0	0	5
at Tennessee*	1/2	11	1-3	1-1	0-0	1-2-3	1	0	0	0	0	3
Florida*	1/5	24	5-6	3-3	3-3	0-8-8	1	2	1	2	1	16

* indicates Southeastern Conference opponent

SEASON	TEAM	GP-GS	MIN/AVG	Field Goals		3-Point		F-Throws		Rebounds				Scoring						
				FG-FGA	FG%	3FG-FGA	3FG%	FT-FTA	FT%	OFF	DEF	TOT	AVG	PF-FO	AST	TO	BLK	STL	PTS	AVG
2020-21	Bama	10-1	130/13.0	14-28	.500	6-15	.400	5-7	.714	5	19	24	2.4	11-0	9	7	2	6	39	3.9
TOTAL		10-1	130/13.0	14-28	.500	6-15	.400	5-7	.714	5	19	24	2.4	11-0	9	7	2	6	39	3.9



2020-21 SEASON HIGHLIGHTS

- A four-star prospect by ESPN, Rivals and 247Sports
- Ranked by ESPN as the No. 58 overall player in the 2020 class and No. 14 at his position
- Ranked by 247Sports.com as the No. 78 overall player in the nation and the No. 13 power forward
- Rated as the No. 2 overall player by North Pole Hoops in Canada's 2020 class



22 Keon Ambrose-Hylton

FRESHMAN

Forward • 6-8 • 210 • Toronto, Ontario
Andrews Osborne Academy

CAREER HIGHS

Points	3	vs. Providence (12/2/20)
Rebounds	1	3x, last vs. Providence (12/2/20)
Assists		
Steals		
Blocks		
Minutes	7	vs. Jacksonville State (11/25/20)
Field Goals	1	vs. Providence (12/2/20)
FG Att.	1	2x, last vs. Providence (12/2/20)
3-Point FG		
3-Point Att.		
Free Throws		
FT Att.	2	vs. Jacksonville State (11/25/20)

2020-21 SEASON HIGHS

Points	4	ETSU (12/22/20)
Rebounds	1	3x, last vs. Providence (12/2/20)
Assists		
Steals		
Blocks		
Minutes	7	vs. Jacksonville State (11/25/20)
Field Goals	2	ETSU (12/22/20)
FG Att.	2	ETSU (12/22/20)
3-Point FG		
3-Point Att.		
Free Throws		
FT Att.	2	vs. Jacksonville State (11/25/20)

MISCELLANEOUS STATS

CATEGORY	2020-21	CAREER
Double-digit scoring		
20+ point games		
Double-digit rebounding		
Double-doubles		
Led UA in scoring		
Led UA in rebounding		
Led UA in three-pointers		
Led UA in assists		
Led UA in steals		
Led UA in blocks		
5+ assist games		
3+ three-pointers		
3+ steal games		
3+ block games		

AMBROSE-HYLTON'S 2020-21 GAME-BY-GAME STATS

Opponent	Date	Min	FG-FGA	3FG-FGA	FT-FTA	Off-Def-Tot	PF	A	TO	Stl	Blk	Pts
Jacksonville State	11/25	7	0-1	0-0	0-2	1-0-1	2	0	1	0	0	0
vs. Stanford	11/30	5	0-0	0-0	0-0	0-1-1	0	0	0	0	0	0
vs. UNLV	12/1				DNP							
vs. Providence	12/2	3	1-1	0-0	0-0	1-0-1	0	0	0	0	0	2
vs. Clemson	12/12	3	0-0	0-0	0-0	0-0-0	0	0	0	0	0	0
Furman	12/15				DNP							
Western Kentucky	12/19				DNP							
ETSU	12/22	4	2-2	0-0	0-0	0-0-0	0	0	0	0	0	4
Ole Miss*	12/29	3	0-0	0-0	0-0	0-0-0	0	0	0	0	0	0
at Tennessee*	1/2				DNP							
Florida*	1/5	2	0-0	0-0	0-0	0-0-0	2	0	0	0	0	0

* indicates Southeastern Conference opponent

SEASON	TEAM	GP-GS	MIN/AVG	Field Goals		3-Point		F-Throws		Rebounds				Scoring						
				FG-FGA	FG%	3FG-FGA	3FG%	FT-FTA	FT%	OFF	DEF	TOT	AVG	PF	FO	AST	TO	BLK	STL	PTS
2020-21	Bama	7-0	26/3.7	3-4	.750	0-0	.000	0-2	.000	2	1	3	0.4	4-0	0	1	0	0	6	0.9
TOTAL		7-0	26/3.7	3-4	.750	0-0	.000	0-2	.000	2	1	3	0.4	4-0	0	1	0	0	6	0.9



23 John Petty Jr.

SENIOR

Guard • 6-5 • 184 • Huntsville, Ala.
Mae Jemison HS

CAREER HIGHS

Points	39	vs. Samford (12/18/19)
Rebounds	12	vs. Iowa State (11/28/19)
Assists	7	2x, last vs. Tennessee (2/4/20)
Steals	4	vs. Western Kentucky (12/19/20)
Blocks	4	vs. Kentucky (1/11/20)
Minutes	44	vs. Florida (1/4/20)
Field Goals	12	vs. Samford (12/18/19)
FG Att.	22	vs. Iowa State (11/28/19)
3-Point FG	10	2x, last vs. Samford (12/18/19)
3-Point Att.	13	3x, last vs. Samford (12/18/19)
Free Throws	7	vs. Appalachian State (11/11/18)
FT Att.	10	vs. Appalachian State (11/11/18)

2020-21 SEASON HIGHS

Points	22	vs. UNLV (12/1/20)
Rebounds	6	3x, last at Tennessee (1/2/21)
Assists	6	2x, last vs. Furman (12/15/20)
Steals	4	vs. Western Kentucky (12/19/20)
Blocks	1	2x, last vs. UNLV (12/1/20)
Minutes	35	vs. Furman (12/15/20)
Field Goals	7	vs. UNLV (12/1/20)
FG Att.	14	vs. Jacksonville State (11/25/20)
3-Point FG	6	vs. UNLV (12/1/20)
3-Point Att.	10	vs. UNLV (12/1/20)
Free Throws	5	2x, last vs. Clemson (12/12/20)
FT Att.	6	vs. UNLV (12/1/20)

MISCELLANEOUS STATS

CATEGORY	2020-21	CAREER
Double-digit scoring	7	56
20+ point games	1	15
Double-digit rebounding		6
Double-doubles		4
Led UA in scoring	3	23
Led UA in rebounding	1	15
Led UA in three-pointers	3	51
Led UA in assists	2	20
Led UA in steals	1	14
Led UA in blocks	1	10
5+ assist games	2	5
3+ three-pointers	3	39
3+ steal games	1	5
3+ block games		1

2020-21 SEASON HIGHLIGHTS

- Tied for second on the team in double-figure scoring games and second in both threes made and attempted
- Leads the SEC in three-point shooting during league play (.615)
- Needs nine made threes and 74 more three-point attempts to become the school's all-time leader in both categories
- Season-high 22 points on 6-of-10 shooting from deep to go along with six assists and only one turnover vs. UNLV (12/1)
- Had 17 points on a perfect 4-of-4 shooting from deep, to go along with six rebounds and a pair of assists in the win at then-No. 7 Tennessee (1/2)
- Collected 14 points and six boards in season-opening win over Jacksonville State (11/25)
- Named All-SEC Second Team in 2020
- Played in 29 contests last season and made 28 starts while leading the team in rebounding (6.6 rpg) and three-point field goal percentage (44.0 percent) while ranking second in assists (2.5 apg) and minutes (33.5 mpg) and third in scoring (14.5 ppg) – all career-best numbers
- Led the SEC and ranked ninth in the nation in three-point percentage
- Ranked second in the conference and 26th nationally in threes made per game (2.93)
- Also topped UA with four double-doubles on the year
- Became the 51st player in program history to reach 1,000 career points and the 32nd to do so in three years (currently has 1,137 points)
- Became just the fifth player in program history with at least 200 made three-pointers for his career



PETTY'S 2020-21 GAME-BY-GAME STATS

Opponent	Date	Min	FG-FGA	3FG-FGA	FT-FTA	Off-Def-Tot	PF	A	TO	Stl	Blk	Pts
Jacksonville State	11/25	26	6-14	2-8	0-1	2-4-6	1	1	1	2	0	14
vs. Stanford	11/30	30	3-7	1-4	0-1	3-3-6	3	0	0	0	1	7
vs. UNLV	12/1	33	7-12	6-10	2-3	0-4-4	0	6	1	0	1	22
vs. Providence	12/2	28	5-11	1-6	5-6	1-4-5	4	2	1	0	0	16
vs. Clemson	12/12	32	2-10	1-5	5-5	0-4-4	4	1	1	2	0	10
Furman	12/15	35	2-9	0-6	2-4	2-5-7	2	6	2	1	0	6
Western Kentucky	12/19	34	3-10	2-7	1-2	2-5-7	1	3	3	4	0	9
ETSU	12/22			DNP								
Ole Miss*	12/29	27	5-11	3-7	0-0	1-5-6	4	1	3	0	1	13
at Tennessee*	1/2	31	6-7	4-4	1-2	0-6-6	0	2	0	1	0	17
Florida*	1/5	31	5-8	1-2	1-1	0-2-2	2	2	1	1	0	12

* indicates Southeastern Conference opponent

SEASON	TEAM	GP-GS	MIN/AVG	Field Goals		3-Point		F-Throws		Rebounds				Scoring						
				FG-FGA	FG%	3FG-FGA	3FG%	FT-FTA	FT%	OFF	DEF	TOT	AVG	PF-FO	AST	TO	BLK	STL	PTS	AVG
2017-18	Bama	36-28	1026/28.5	123-313	.393	90-242	.372	32-45	.711	14	78	92	2.6	36-0	65	74	9	17	368	10.2
2018-19	Bama	34-17	981/28.8	118-286	.413	59-171	.345	53-75	.707	25	119	144	4.2	37-0	64	68	15	17	348	10.2
2019-20	Bama	29-28	972/33.5	139-301	.462	85-193	.440	58-86	.674	38	152	190	6.6	54-2	73	75	19	33	421	14.5
2020-21	Bama	10-9	308/30.8	44-99	.444	21-59	.356	17-25	.680	10	42	52	5.2	21-0	24	13	3	11	126	12.6
TOTAL		109-82	3286/30.1	424-999	.424	255-665	.383	160-231	.693	87	391	478	4.4	148-2	226	230	46	78	1263	11.6



33 James Rojas

JUNIOR

Forward • 6-8 • 220 • Jamestown, N.Y.
Hutchinson CC

CAREER HIGHS

Points	11	Furman (12/15/20)
Rebounds	7	2x, last vs. Furman (12/15/20)
Assists	1	3x, last vs. UNLV (12/1/20)
Steals	2	Furman (12/15/20)
Blocks	1	vs. UNLV (12/1/20)
Minutes	20	3x, last vs. Furman (12/15/20)
Field Goals	3	2x, last vs. Furman (12/15/20)
FG Att.	8	vs. Jacksonville State (11/25/20)
3-Point FG	2	Furman (12/15/20)
3-Point Att.	3	2x, last vs. Furman (12/15/20)
Free Throws	3	Furman (12/15/20)
FT Att.	4	Furman (12/15/20)

2020-21 SEASON HIGHS

Points	11	Furman (12/15/20)
Rebounds	7	2x, last vs. Furman (12/15/20)
Assists	1	4x, last vs. Ole Miss (12/29/20)
Steals	2	Furman (12/15/20)
Blocks	1	vs. UNLV (12/1/20)
Minutes	20	3x, last vs. Furman (12/15/20)
Field Goals	3	2x, last vs. Furman (12/15/20)
FG Att.	8	vs. Jacksonville State (11/25/20)
3-Point FG	2	Furman (12/15/20)
3-Point Att.	3	2x, last vs. Furman (12/15/20)
Free Throws	3	Furman (12/15/20)
FT Att.	4	Furman (12/15/20)

MISCELLANEOUS STATS

CATEGORY	2020-21	CAREER
Double-digit scoring	2	2
20+ point games		
Double-digit rebounding		
Double-doubles		
Led UA in scoring		
Led UA in rebounding	1	1
Led UA in three-pointers	1	1
Led UA in assists		
Led UA in steals	1	1
Led UA in blocks		
5+ assist games		
3+ three-pointers		
3+ steal games		
3+ block games		

2020-21 SEASON HIGHLIGHTS

- Season-high 15 points on 5-of-8 shooting from the floor vs. Florida (1/5) to go along with seven boards while also drawing eight fouls which resulted in nine free throw attempts (5-of-9)
- Had 11 points and seven rebounds while earning the Hard Hat Award in the win over Furman (12/15)
- Finished the game against the Gators with a +30 in +/- points
- Made its UA debut and finished with eight points and a game-high seven rebounds in the win over Jacksonville State (11/25)
- Suffered a season-ending knee injury prior to the start of the 2019-20 campaign and reshirted
- Tabbed a First Team All-American by the National Junior College Athletic Association and the National Association of Basketball Coaches following his sophomore season in 2019
- Named the 2019 Jayhawk West Conference Player of the Year



ROJAS' 2020-21 GAME-BY-GAME STATS

Opponent	Date	Min	FG-FGA	3FG-FGA	FT-FTA	Off-Def-Tot	PF	A	TO	Stl	Blk	Pts
Jacksonville State	11/25	20	3-8	1-2	1-2	4-3-7	1	1	1	0	0	8
vs. Stanford	11/30	20	1-6	0-2	1-2	0-3-3	2	1	1	1	0	3
vs. UNLV	12/1	16	0-3	0-3	0-0	0-3-3	1	1	1	0	1	0
vs. Providence	12/2	10	1-1	0-0	2-2	1-2-3	3	0	0	0	0	4
vs. Clemson	12/12	12	1-3	0-1	1-1	1-1-2	1	1	2	0	0	3
Furman	12/15	20	3-6	2-3	3-4	3-4-7	2	0	2	2	0	11
Western Kentucky	12/19	10	0-2	0-2	0-0	1-3-4	4	0	1	1	0	0
ETSU	12/22			DNP								
Ole Miss*	12/29	9	1-2	0-0	0-1	1-2-3	4	1	1	1	0	2
at Tennessee*	1/2	9	0-3	0-1	0-0	0-3-3	1	0	2	0	0	0
Florida*	1/5	24	5-8	0-0	5-9	2-5-7	2	1	2	1	0	15

* indicates Southeastern Conference opponent

SEASON	TEAM	GP-GS	MIN/AVG	Field Goals		3-Point		F-Throws		Rebounds				Scoring						
				FG-FGA	FG%	3FG-FGA	3FG%	FT-FTA	FT%	OFF	DEF	TOT	AVG	PF-FO	AST	TO	BLK	STL	PTS	AVG
2020-21	Bama	10-1	150/15.0	15-42	.357	3-14	.214	13-21	.619	12	27	39	3.9	21-0	6	13	0	7	46	4.6
TOTAL		10-1	150/15.0	15-42	.357	3-14	.214	13-21	.619	12	27	39	3.9	21-0	6	13	0	7	46	4.6

2020-21 CUME STATS



2020-21 Alabama Men's Basketball
Combined Team Statistics
All games

Page 1/1
as of Jan 06, 2021

Game Records

Record	Overall	Home	Away	Neutral
ALL GAMES	8-3	5-1	1-0	2-2
CONFERENCE	3-0	2-0	1-0	0-0
NON-CONFERENCE	5-3	3-1	0-0	2-2

Score by Periods

Team	1st	2nd	OT	TOT
Alabama	392	461	0	853
Opponents	379	389	0	768

Team Box Score

No.	Player				Total		3-Point		F-Throw		Rebounds				PF DQ A TO BLK STL PTS AVG							
		GP-GS	MIN	AVG	FG-FGA	FG%	3FG-FGA	3FG%	FT-FTA	FT%	OFF	DEF	TOT	AVG	PF	DQ	A	TO	BLK	STL	PTS	AVG
5	SHACKELFORD, Jaden	11-11	319:55	29.1	44-115	.383	23-64	.359	35-52	.673	13	37	50	4.5	17	0	18	14	1	9	146	13.3
13	QUINERLY, Jahvon	10-7	261:48	26.2	47-98	.480	11-34	.324	25-36	.694	7	12	19	1.9	25	1	34	24	1	8	130	13.0
23	PETTY JR., John	10-9	307:32	30.8	44-99	.444	21-59	.356	17-25	.680	10	42	52	5.2	21	0	24	13	3	11	126	12.6
1	JONES, Herbert	11-11	298:44	27.2	47-108	.435	8-16	.500	34-46	.739	28	42	70	6.4	35	1	21	30	11	15	136	12.4
2	BRUNER, Jordan	11-11	239:51	21.8	26-52	.500	7-25	.280	15-20	.750	24	36	60	5.5	21	0	17	11	15	17	74	6.7
11	PRIMO, Joshua	11-4	236:24	21.5	25-62	.403	12-38	.316	8-15	.533	11	24	35	3.2	24	0	10	19	1	7	70	6.4
33	ROJAS, James	10-1	150:05	15.0	15-42	.357	3-14	.214	13-21	.619	12	27	39	3.9	21	0	6	13	0	7	46	4.6
3	REESE, Alex	11-0	152:31	13.9	17-60	.283	10-45	.222	3-4	.750	4	27	31	2.8	12	0	6	6	6	3	47	4.3
14	ELLIS, Keon	10-1	129:60	13.0	14-28	.500	6-15	.400	5-7	.714	5	19	24	2.4	11	0	9	7	2	6	39	3.9
24	QUINERLY, Jaden	1-0	00:46	0.8	1-1	1.000	0-0	.000	0-0	.000	0	0	0	0.0	1	0	0	0	0	0	2	2.0
4	GARY, Juwan	10-0	48:42	4.9	8-16	.500	0-1	.000	3-8	.375	3	8	11	1.1	5	0	0	1	1	2	19	1.9
12	MILES, Darius	5-0	12:38	2.5	2-6	.333	1-4	.250	2-2	1.000	1	2	3	0.6	0	0	0	4	1	1	7	1.4
21	JOHNSON, Britton	3-0	03:30	1.2	1-3	.333	1-3	.333	0-0	.000	0	0	0	0.0	1	0	0	0	0	0	3	1.0
22	AMBROSE-HYLTON, Keon	7-0	25:60	3.7	3-4	.750	0-0	.000	0-2	.000	2	1	3	0.4	4	0	0	1	0	0	6	0.9
30	WALL, Kendall	6-0	06:51	1.1	1-4	.250	0-1	.000	0-0	.000	2	2	4	0.7	1	0	0	0	0	0	2	0.3
10	HEARD, Delaney	2-0	02:20	1.2	0-1	.000	0-0	.000	0-0	.000	0	1	1	0.5	1	0	0	0	0	0	0	0.0
15	BARNES, Tyler	4-0	04:22	1.1	0-0	.000	0-0	.000	0-0	.000	0	2	2	0.5	0	0	1	0	0	0	0	0.0
Team											25	25	50				2					
Total		11	2202		295-699	.422	103-319	.323	160-238	.672	147	307	454	41.3	200	2	146	145	42	86	853	77.5
Opponents		11	2200		278-678	.410	79-248	.319	133-206	.646	130	301	431	39.2	221	5	121	169	39	79	768	69.8

Team Statistics

	BAMA	OPP
Scoring	853	768
Points per game	77.5	69.8
Scoring margin	+7.7	-
Field goals-att	295-699	278-678
Field goal pct	.422	.410
3 point fg-att	103-319	79-248
3-point FG pct	.323	.319
3-pt FG made per game	9.4	7.2
Free throws-att	160-238	133-206
Free throw pct	.672	.646
F-Throws made per game	14.5	12.1
Rebounds	454	431
Rebounds per game	41.3	39.2
Rebounding margin	+2.1	-
Assists	146	121
Assists per game	13.3	11.0
Turnovers	145	169
Turnovers per game	13.2	15.4
Turnover margin	+2.2	-
Assist/turnover ratio	1.0	0.7
Steals	86	79
Steals per game	7.8	7.2
Blocks	42	39
Blocks per game	3.8	3.5
Winning streak	4	-
Home win streak	3	-
Attendance	12300	4191
Home games-Avg/Game	6-2050	1-4191
Neutral site-Avg/Game	-	4-0

Team Results

Date	Opponent		Score	Att.
11/25/2020	Jacksonville St.	W	81-57	2025
11/30/2020	vs Stanford	L	64-82	0
12/01/2020	vs UNLV	W	86-74	0
12/02/2020	vs Providence	W	88-71	0
12/12/2020	vs Clemson	L	56-64	0
12/15/2020	Furman	W	83-80	2055
12/19/2020	Western Ky.	L	71-73	2055
12/22/2020	ETSU	W	85-69	2055
12/29/2020	Ole Miss	W	82-64	2055
01/02/2021	at Tennessee	W	71-63	4191
01/05/2021	Florida	W	86-71	2055



2020-21 SEC STATS



2020-21 Alabama Men's Basketball
Combined Team Statistics
In Conference games

Page 1/1
as of Jan 06, 2021

Game Records

Record	Overall	Home	Away	Neutral
ALL GAMES	3-0	2-0	1-0	0-0
CONFERENCE	3-0	2-0	1-0	0-0
NON-CONFERENCE	0-0	0-0	0-0	0-0

Score by Periods

Team	1st	2nd	OT	TOT
Alabama	113	126	0	239
Opponents	95	103	0	198

Team Box Score

No.	Player	GP-GS		MIN	Total		3-Point		F-Throw		Rebounds				PF	DQ	A	TO	BLK	STL	PTS	AVG
					FG-FGA	FG%	3FG-FGA	3FG%	FT-FTA	FT%	OFF	DEF	TOT	AVG								
13	QUINERLY, Jahvon	2-0	58:52	29.4	13-28	.464	3-7	.429	7-12	.583	3	4	7	3.5	4	0	5	6	0	1	36	18.0
23	PETTY JR., John	3-2	89:34	29.9	16-26	.615	8-13	.615	2-3	.667	1	13	14	4.7	6	0	5	4	1	2	42	14.0
5	SHACKELFORD, Jaden	3-3	89:20	29.8	11-27	.407	4-16	.250	8-13	.615	2	9	11	3.7	5	0	6	2	0	2	34	11.3
1	JONES, Herbert	3-3	64:36	21.5	11-30	.367	2-3	.667	6-10	.600	7	9	16	5.3	11	1	4	8	4	4	30	10.0
14	ELLIS, Keon	3-1	52:41	17.6	8-14	.571	5-8	.625	3-3	1.000	3	12	15	5.0	5	0	5	3	1	2	24	8.0
2	BRUNER, Jordan	3-3	64:50	21.6	8-14	.571	1-5	.200	2-5	.400	7	11	18	6.0	9	0	4	4	6	4	19	6.3
11	PRIMO, Joshua	3-3	68:03	22.7	6-20	.300	3-10	.300	2-2	1.000	6	7	13	4.3	5	0	4	8	0	1	17	5.7
33	ROJAS, James	3-0	41:60	14.0	6-13	.462	0-1	.000	5-10	.500	3	10	13	4.3	7	0	2	5	0	2	17	5.7
3	REESE, Alex	3-0	46:39	15.6	5-16	.313	3-12	.250	2-2	1.000	3	8	11	3.7	5	0	2	0	4	1	15	5.0
12	MILES, Darius	1-0	01:10	1.2	0-0	.000	0-0	.000	2-2	1.000	0	0	0	0.0	0	0	0	0	0	0	2	2.0
21	JOHNSON, Britton	2-0	02:44	1.4	1-2	.500	1-2	.500	0-0	.000	0	0	0	0.0	1	0	0	0	0	0	3	1.5
22	AMBROSE-HYLTON, Keon	2-0	04:41	2.3	0-0	.000	0-0	.000	0-0	.000	0	0	0	0.0	2	0	0	0	0	0	0	0.0
30	WALL, Kendall	3-0	03:08	1.0	0-1	.000	0-0	.000	0-0	.000	0	1	1	0.3	0	0	0	0	0	0	0	0.0
10	HEARD, Delaney	1-0	01:34	1.6	0-1	.000	0-0	.000	0-0	.000	0	1	1	1.0	1	0	0	0	0	0	0	0.0
4	GARY, Juwan	3-0	07:24	2.5	0-2	.000	0-0	.000	0-0	.000	1	1	2	0.7	2	0	0	0	0	1	0	0.0
15	BARNES, Tyler	2-0	02:44	1.4	0-0	.000	0-0	.000	0-0	.000	0	1	1	0.5	0	0	1	0	0	0	0	0.0
Team											6	4	10									
Total		3	600		85-194	.438	30-77	.390	39-62	.629	42	91	133	44.3	63	1	38	40	16	20	239	79.7
Opponents		3	600		70-199	.352	14-54	.259	44-75	.587	52	80	132	44.0	58	1	24	40	14	19	198	66.0

Team Statistics

	BAMA	OPP
Scoring	239	198
Points per game	79.7	66.0
Scoring margin	+13.7	-
Field goals-att	85-194	70-199
Field goal pct	.438	.352
3 point fg-att	30-77	14-54
3-point FG pct	.390	.259
3-pt FG made per game	10.0	4.7
Free throws-att	39-62	44-75
Free throw pct	.629	.587
F-Throws made per game	13.0	14.7
Rebounds	133	132
Rebounds per game	44.3	44.0
Rebounding margin	+0.3	-
Assists	38	24
Assists per game	12.7	8.0
Turnovers	40	40
Turnovers per game	13.3	13.3
Turnover margin	0.0	-
Assist/turnover ratio	1.0	0.6
Steals	20	19
Steals per game	6.7	6.3
Blocks	16	14
Blocks per game	5.3	4.7
Winning streak	3	-
Home win streak	2	-
Attendance	4110	4191
Home games-Avg/Game	2-2055	1-4191
Neutral site-Avg/Game	-	0-0

Team Results

Date	Opponent		Score	Att.
12/29/2020	Ole Miss	W	82-64	2055
01/02/2021	at Tennessee	W	71-63	4191
01/05/2021	Florida	W	86-71	2055



2020-21 SEASON/CAREER STATS



2020-21 Alabama Men's Basketball
Season/Career Statistics
All games

Page 1/2
as of Jan 06, 2021

Summary

Player	Season Statistics										Career Statistics									
	GP-GS	MIN/G	FG%	3FG%	FT%	R/G	A/G	STL	BLK	PTS/G	GP-GS	MIN/G	FG%	3FG%	FT%	R/G	A/G	STL	BLK	PTS/G
AMBROSE-HYLTON, Keon	7-0	3.7	.750	.000	.000	0.4	0.0	0	0	0.9	7-0	3.7	.750	.000	.000	0.4	0.0	0	0	0.9
BARNES, Tyler	4-0	1.1	.000	.000	.000	0.5	1.3	0	0	0.0	19-0	1.2	.000	.000	.000	0.3	0.1	1	1	0.0
BRUNER, Jordan	11-11	21.8	.500	.280	.750	5.5	1.5	17	15	6.7	11-11	21.8	.500	.280	.750	5.5	1.5	17	15	6.7
ELLIS, Keon	10-1	13.0	.500	.400	.714	2.4	0.9	6	2	3.9	10-1	13.0	.500	.400	.714	2.4	0.9	6	2	3.9
GARY, Juwan	10-0	4.9	.500	.000	.375	1.1	0.0	2	1	1.9	10-0	4.9	.500	.000	.375	1.1	0.0	2	1	1.9
HEARD, Delaney	2-0	1.2	.000	.000	.000	0.5	0.0	0	0	0.0	2-0	1.2	.000	.000	.000	0.5	0.0	0	0	0.0
JOHNSON, Britton	3-0	1.2	.333	.333	.000	0.0	0.0	0	0	1.0	14-0	0.9	.333	.333	.000	0.1	0.0	0	1	0.4
JONES, Herbert	11-11	27.2	.435	.500	.739	6.4	1.9	15	11	12.4	107-79	23.1	.437	.286	.578	4.5	1.9	125	72	6.7
MILES, Darius	5-0	2.5	.333	.250	1.000	0.6	0.0	1	1	1.4	5-0	2.5	.333	.250	1.000	0.6	0.0	1	1	1.4
PETTY JR. , John	10-9	30.8	.444	.356	.680	5.2	2.4	11	3	12.6	109-82	30.1	.424	.383	.693	4.4	2.1	78	46	11.6
PRIMO, Joshua	11-4	21.5	.403	.316	.533	3.2	0.9	7	1	6.4	11-4	21.5	.403	.316	.533	3.2	0.9	7	1	6.4
QUINERLY, Jaden	1-0	0.8	1.000	.000	.000	0.0	0.0	0	0	2.0	1-0	0.8	1.000	.000	.000	0.0	0.0	0	0	2.0
QUINERLY, Jahvon	10-7	26.2	.480	.324	.694	1.9	3.4	8	1	13.0	10-7	26.2	.480	.324	.694	1.9	3.4	8	1	13.0
REESE, Alex	11-0	13.9	.283	.222	.750	2.8	0.5	3	6	4.3	102-27	15.7	.382	.309	.722	3.3	0.6	41	55	6.1
ROJAS, James	10-1	15.0	.357	.214	.619	3.9	0.6	7	0	4.6	10-1	15.0	.357	.214	.619	3.9	0.6	7	0	4.6
SHACKELFORD, Jaden	11-11	29.1	.383	.359	.673	4.5	1.6	9	1	13.3	42-30	29.3	.406	.358	.738	4.5	1.5	26	7	14.6
WALL, Kendall	6-0	1.1	.250	.000	.000	0.7	0.0	0	0	0.3	6-0	1.1	.250	.000	.000	0.7	0.0	0	0	0.3

Scoring

Player	Season Statistics								Career Statistics							
	FG-FGA	FG%	3FG-3FGA	3FG%	FT-FTA	FT%	PTS	PTS/G	FG-FGA	FG%	3FG-3FGA	3FG%	FT-FTA	FT%	PTS	PTS/G
AMBROSE-HYLTON, Keon	3-4	.750	0-0	.000	0-2	.000	6	0.9	3-4	.750	0-0	.000	0-2	.000	6	0.9
BARNES, Tyler	0-0	.000	0-0	.000	0-0	.000	0	0.0	0-3	.000	0-1	.000	0-2	.000	0	0.0
BRUNER, Jordan	26-52	.500	7-25	.280	15-20	.750	74	6.7	26-52	.500	7-25	.280	15-20	.750	74	6.7
ELLIS, Keon	14-28	.500	6-15	.400	5-7	.714	39	3.9	14-28	.500	6-15	.400	5-7	.714	39	3.9
GARY, Juwan	8-16	.500	0-1	.000	3-8	.375	19	1.9	8-16	.500	0-1	.000	3-8	.375	19	1.9
HEARD, Delaney	0-1	.000	0-0	.000	0-0	.000	0	0.0	0-1	.000	0-0	.000	0-0	.000	0	0.0
JOHNSON, Britton	1-3	.333	1-3	.333	0-0	.000	3	1.0	2-6	.333	2-6	.333	0-0	.000	6	0.4
JONES, Herbert	47-108	.435	8-16	.500	34-46	.739	136	12.4	258-590	.437	22-77	.286	175-303	.578	713	6.7
MILES, Darius	2-6	.333	1-4	.250	2-2	1.000	7	1.4	2-6	.333	1-4	.250	2-2	1.000	7	1.4
PETTY JR. , John	44-99	.444	21-59	.356	17-25	.680	126	12.6	424-999	.424	255-665	.383	160-231	.693	1263	11.6
PRIMO, Joshua	25-62	.403	12-38	.316	8-15	.533	70	6.4	25-62	.403	12-38	.316	8-15	.533	70	6.4
QUINERLY, Jaden	1-1	1.000	0-0	.000	0-0	.000	2	2.0	1-1	1.000	0-0	.000	0-0	.000	2	2.0
QUINERLY, Jahvon	47-98	.480	11-34	.324	25-36	.694	130	13.0	47-98	.480	11-34	.324	25-36	.694	130	13.0
REESE, Alex	17-60	.283	10-45	.222	3-4	.750	47	4.3	214-560	.382	112-362	.309	83-115	.722	623	6.1
ROJAS, James	15-42	.357	3-14	.214	13-21	.619	46	4.6	15-42	.357	3-14	.214	13-21	.619	46	4.6
SHACKELFORD, Jaden	44-115	.383	23-64	.359	35-52	.673	146	13.3	192-473	.406	107-299	.358	121-164	.738	612	14.6
WALL, Kendall	1-4	.250	0-1	.000	0-0	.000	2	0.3	1-4	.250	0-1	.000	0-0	.000	2	0.3

2020-21 TEAM STATS



2020-21 Alabama Men's Basketball
Overall Team Statistics
All games

Page 1/1
as of Jan 06, 2021

Team Statistics

	BAMA	OPP
Scoring	853	768
Points per game	77.5	69.8
Scoring margin	+7.7	-
Field goals-att	295-699	278-678
Field goal pct	.422	.410
3 point fg-att	103-319	79-248
3-point FG pct	.323	.319
3-pt FG made per game	9.4	7.2
Free throws-att	160-238	133-206
Free throw pct	.672	.646
F-Throws made per game	14.5	12.1
Rebounds	454	431
Rebounds per game	41.3	39.2
Rebounding margin	+2.1	-
Assists	146	121
Assists per game	13.3	11.0
Turnovers	145	169
Turnovers per game	13.2	15.4
Turnover margin	+2.2	-
Assist/turnover ratio	1.0	0.7
Steals	86	79
Steals per game	7.8	7.2
Blocks	42	39
Blocks per game	3.8	3.5
Winning streak	4	-
Home win streak	3	-
Attendance	12300	4191
Home games-Avg/Game	6-2050	1-4191
Neutral site-Avg/Game	-	4-0

Score by Periods

Team	1st	2nd	OT	TOT
Alabama	392	461	0	853
Opponents	379	389	0	768



2020-21 POINTS-REBOUNDS-ASSISTS



2020-21 Alabama Men's Basketball
Points-rebounds-assists
All games

Opponent	Date	Score	1	2	3	4	5	10	11	12	13	14	15
			JONES,HERB	BRUNER,JOR	REESE,ALEX	GARY,JUWAN	SHACKELFOR	HEARD,DELA	PRIMO,JOSH	MILES,DARI	QUINERLY,J	ELLIS,KEON	BARNES,TYL
JSU	11/25/2020	81-57 W	12-12-0	4-3-1	0-1-0	0-0-0	18-12-2	DNP	5-3-1	2-2-0	18-1-3	0-2-2	DNP
vs Stan	11/30/2020	64-82 L	8-4-2	8-3-1	5-5-1	1-0-0	10-3-0	DNP	0-2-3	3-0-0	14-0-2	3-1-0	DNP
vs UNLV	12/01/2020	86-74 W	16-4-2	2-7-4	3-5-0	DNP	13-5-4	DNP	11-3-0	DNP	19-4-4	DNP	DNP
vs PROV	12/02/2020	88-71 W	11-8-5	7-7-0	6-2-0	0-1-0	15-6-1	DNP	15-3-1	0-0-0	10-1-3	2-1-0	0-0-0
vs Clem	12/12/2020	56-64 L	17-4-2	3-2-1	5-5-0	0-0-0	5-1-1	DNP	6-2-0	DNP	7-3-2	0-1-0	DNP
Furman	12/15/2020	83-80 W	18-12-4	9-6-2	6-0-1	10-3-0	13-4-1	DNP	5-2-1	DNP	3-0-3	2-0-1	DNP
WestKy	12/19/2020	71-73 L	16-4-0	14-6-0	0-0-0	2-1-0	12-4-1	DNP	8-4-0	DNP	9-1-3	1-1-0	DNP
ETSU	12/22/2020	85-69 W	8-6-2	8-8-4	7-2-2	6-4-0	26-4-2	0-0-0	3-3-0	0-1-0	14-2-9	7-3-1	0-1-0
OM	12/29/2020	82-64 W	3-3-2	5-5-0	10-4-2	0-0-0	9-7-4	DNP	6-6-1	2-0-0	24-5-0	5-4-3	0-1-1
at UT	01/02/2021	71-63 W	11-8-1	8-6-0	0-4-0	0-0-0	9-1-2	DNP	11-5-1	DNP	12-2-5	3-3-0	DNP
UF	01/05/2021	86-71 W	16-5-1	6-7-4	5-3-0	0-2-0	16-3-0	0-1-0	0-2-2	DNP	DNP	16-8-2	0-0-0
Opponent	Date	Score	21	22	23	24	30	33					
			JOHNSON,BR	AMBROSE-HY	PETTY JR.	QUINERLY,J	WALL,KENDA	ROJAS,JAME					
JSU	11/25/2020	81-57 W	DNP	0-1-0	14-6-1	DNP	DNP	8-7-1					
vs Stan	11/30/2020	64-82 L	DNP	0-1-0	7-6-0	DNP	2-2-0	3-3-1					
vs UNLV	12/01/2020	86-74 W	DNP	DNP	22-4-6	DNP	DNP	0-3-1					
vs PROV	12/02/2020	88-71 W	DNP	2-1-0	16-5-2	DNP	0-0-0	4-3-0					
vs Clem	12/12/2020	56-64 L	DNP	0-0-0	10-4-1	DNP	DNP	3-2-1					
Furman	12/15/2020	83-80 W	DNP	DNP	6-6-6	DNP	DNP	11-7-0					
WestKy	12/19/2020	71-73 L	DNP	DNP	9-7-3	DNP	DNP	0-1-0					
ETSU	12/22/2020	85-69 W	0-0-0	4-0-0	DNP	2-0-0	0-1-0	DNP					
OM	12/29/2020	82-64 W	3-0-0	0-0-0	13-6-1	DNP	0-0-0	2-3-1					
at UT	01/02/2021	71-63 W	DNP	DNP	17-6-2	DNP	0-1-0	0-3-0					
UF	01/05/2021	86-71 W	0-0-0	0-0-0	12-2-2	DNP	0-0-0	15-7-1					

2020-21 TEAM GAME-BY-GAME



2020-21 Alabama Men's Basketball
Team Game-by-Game
All games

Page 1/1
as of Jan 06, 2021

Opponent	Date	Score	Total		3-Pointers		Free throws		Rebounds				PF	A	TO	BLK	STL	PTS	AVG
			FG-FGA	PCT	3FG-FGA	PCT	FT-FTA	PCT	OFF	DEF	TOT	AVG							
Jacksonville St.	11/25/2020	81-57 W	30-77	.390	7-31	.226	14-20	.700	20	35	55	55.0	17	11	10	4	8	81	81.0
vs Stanford	11/30/2020	64-82 L	24-67	.358	7-29	.241	9-15	.600	7	24	31	43.0	20	10	15	5	10	64	72.5
vs UNLV	12/01/2020	86-74 W	29-60	.483	15-40	.375	13-19	.684	5	31	36	40.7	10	21	11	4	4	86	77.0
vs Providence	12/02/2020	88-71 W	29-62	.468	12-29	.414	18-23	.783	18	30	48	42.5	23	12	13	0	5	88	79.8
vs Clemson	12/12/2020	56-64 L	17-56	.304	3-22	.136	19-22	.864	8	20	28	39.6	17	8	15	1	17	56	75.0
Furman	12/15/2020	83-80 W	30-67	.448	10-31	.323	13-25	.520	21	28	49	41.2	14	19	10	4	5	83	76.3
Western Ky.	12/19/2020	71-73 L	22-56	.393	7-26	.269	20-26	.769	13	22	35	40.3	16	7	19	3	8	71	75.6
ETSU	12/22/2020	85-69 W	29-60	.483	12-34	.353	15-26	.577	13	26	39	40.1	20	20	12	5	9	85	76.8
Ole Miss	12/29/2020	82-64 W	28-65	.431	12-37	.324	14-24	.583	14	32	46	40.8	27	15	15	5	6	82	77.3
at Tennessee	01/02/2021	71-63 W	26-62	.419	10-20	.500	9-17	.529	13	30	43	41.0	18	11	12	5	4	71	76.7
Florida	01/05/2021	86-71 W	31-67	.463	8-20	.400	16-21	.762	15	29	44	41.3	18	12	13	6	10	86	77.5
Total		853	295-699	.422	103-319	.323	160-238	.672	147	307	454	41.3	200	146	145	42	86	853	77.5
Opponents		768	278-678	.410	79-248	.319	133-206	.646	130	301	431	39.2	221	121	169	39	79	768	69.8

Alabama Averages

Games Played	Points/game	FG Pct	3FG Pct	FT Pct	Rebounds/game	Assists/game	Turnovers/game	Assist/Turnover ratio	Steals/game	Blocks/game
11	77.5	42.2	32.3	67.2	41.3	13.3	13.2	1.0	7.8	3.8

2020-21 OPPONENT GAME-BY-GAME



2020-21 Alabama Men's Basketball
Opponents Game-by-Game
All games

Page 1/1
as of Jan 06, 2021

Opponent	Date	Score	Total		3-Pointers		Free throws		Rebounds				PF	A	TO	BLK	STL	PTS	AVG
			FG-FGA	PCT	3FG-FGA	PCT	FT-FTA	PCT	OFF	DEF	TOT	AVG							
Jacksonville St.	11/25/2020	81-57 W	19-69	.275	9-32	.281	10-17	.588	20	29	49	49.0	20	10	20	2	5	57	57.0
vs Stanford	11/30/2020	64-82 L	31-60	.517	8-15	.533	12-19	.632	8	39	47	48.0	18	15	22	5	8	82	69.5
vs UNLV	12/01/2020	86-74 W	29-69	.420	13-33	.394	3-4	.750	7	30	37	44.3	19	13	10	2	6	74	71.0
vs Providence	12/02/2020	88-71 W	23-55	.418	5-23	.217	20-27	.741	8	20	28	40.3	20	11	9	3	9	71	71.0
vs Clemson	12/12/2020	56-64 L	27-57	.474	5-19	.263	5-11	.455	12	31	43	40.8	17	13	21	7	8	64	69.6
Furman	12/15/2020	83-80 W	28-59	.475	13-36	.361	11-13	.846	5	23	28	38.7	21	16	10	1	8	80	71.3
Western Ky.	12/19/2020	71-73 L	27-60	.450	3-11	.273	16-21	.762	13	25	38	38.6	23	10	17	3	11	73	71.6
ETSU	12/22/2020	85-69 W	24-50	.480	9-25	.360	12-19	.632	5	24	29	37.4	25	9	20	2	5	69	71.3
Ole Miss	12/29/2020	82-64 W	22-65	.338	1-13	.077	19-35	.543	19	28	47	38.4	23	3	17	3	7	64	70.4
at Tennessee	01/02/2021	71-63 W	21-66	.318	4-21	.190	17-26	.654	18	28	46	39.2	16	7	9	7	3	63	69.7
Florida	01/05/2021	86-71 W	27-68	.397	9-20	.450	8-14	.571	15	24	39	39.2	19	14	14	4	9	71	69.8
Total		768	278-678	.410	79-248	.319	133-206	.646	130	301	431	39.2	221	121	169	39	79	768	69.8
Alabama		853	295-699	.422	103-319	.323	160-238	.672	147	307	454	41.3	200	146	145	42	86	853	77.5

Opponents Averages

Games Played	Points/game	FG Pct	3FG Pct	FT Pct	Rebounds/game	Assists/game	Turnovers/game	Assist/Turnover ratio	Steals/game	Blocks/game
11	69.8	41.0	31.9	64.6	39.2	11.0	15.4	0.7	7.2	3.5

2020-21 TEAM HIGHS/LOWS



2020-21 Alabama Men's Basketball
Team High/Low Analysis
All games

Page 1/4
as of Jan 06, 2021

Alabama - Game Highs

POINTS	88		vs Providence (N) (12/02/2020)
	86		Florida (01/05/2021)
	86		vs UNLV (N) (12/01/2020)
	85		ETSU (12/22/2020)
	83		Furman (12/15/2020)
FIELD GOALS MADE	31		Florida (01/05/2021)
	30		Furman (12/15/2020)
	30		Jacksonville St. (11/25/2020)
FIELD GOAL ATTEMPTS	77		Jacksonville St. (11/25/2020)
	67		Florida (01/05/2021)
	67		Furman (12/15/2020)
	67		vs Stanford (N) (11/30/2020)
FIELD GOAL PERCENTAGE	.483	(29-60)	ETSU (12/22/2020)
	.483	(29-60)	vs UNLV (N) (12/01/2020)
3 PT FG MADE	15		vs UNLV (N) (12/01/2020)
	12		Ole Miss (12/29/2020)
	12		ETSU (12/22/2020)
	12		vs Providence (N) (12/02/2020)
3 PT FG ATTEMPTS	40		vs UNLV (N) (12/01/2020)
	37		Ole Miss (12/29/2020)
3 PT FG PERCENTAGE	.500	(10-20)	at Tennessee (01/02/2021)
	.414	(12-29)	vs Providence (N) (12/02/2020)
FREE THROWS MADE	20		Western Ky. (12/19/2020)
	19		vs Clemson (N) (12/12/2020)
FREE THROW ATTEMPTS	26		ETSU (12/22/2020)
	26		Western Ky. (12/19/2020)
FREE THROW PERCENTAGE	.864	(19-22)	vs Clemson (N) (12/12/2020)
	.783	(18-23)	vs Providence (N) (12/02/2020)
REBOUNDS	55		Jacksonville St. (11/25/2020)
	49		Furman (12/15/2020)
ASSISTS	21		vs UNLV (N) (12/01/2020)
	20		ETSU (12/22/2020)
STEALS	17		vs Clemson (N) (12/12/2020)
	10		Florida (01/05/2021)
	10		vs Stanford (N) (11/30/2020)
BLOCKED SHOTS	6		Florida (01/05/2021)
	5		at Tennessee (01/02/2021)
	5		Ole Miss (12/29/2020)
	5		ETSU (12/22/2020)
	5		vs Stanford (N) (11/30/2020)
TURNOVERS	19		Western Ky. (12/19/2020)
	15		Ole Miss (12/29/2020)
	15		vs Clemson (N) (12/12/2020)
	15		vs Stanford (N) (11/30/2020)
FOULS	27		Ole Miss (12/29/2020)
	23		vs Providence (N) (12/02/2020)

2020-21 TEAM HIGHS/LOWS



2020-21 Alabama Men's Basketball
Team High/Low Analysis
All games

Page 2/4
as of Jan 06, 2021

Opponent - Game Highs

POINTS	82		vs Stanford (N) (11/30/2020)
	80		Furman (12/15/2020)
	74		vs UNLV (N) (12/01/2020)
	73		Western Ky. (12/19/2020)
	71		Florida (01/05/2021)
	71		vs Providence (N) (12/02/2020)
FIELD GOALS MADE	31		vs Stanford (N) (11/30/2020)
	29		vs UNLV (N) (12/01/2020)
FIELD GOAL ATTEMPTS	69		vs UNLV (N) (12/01/2020)
	69		Jacksonville St. (11/25/2020)
FIELD GOAL PERCENTAGE	.517	(31-60)	vs Stanford (N) (11/30/2020)
	.480	(24-50)	ETSU (12/22/2020)
3 PT FG MADE	13		Furman (12/15/2020)
	13		vs UNLV (N) (12/01/2020)
3 PT FG ATTEMPTS	36		Furman (12/15/2020)
	33		vs UNLV (N) (12/01/2020)
3 PT FG PERCENTAGE	.533	(8-15)	vs Stanford (N) (11/30/2020)
	.450	(9-20)	Florida (01/05/2021)
FREE THROWS MADE	20		vs Providence (N) (12/02/2020)
	19		Ole Miss (12/29/2020)
FREE THROW ATTEMPTS	35		Ole Miss (12/29/2020)
	27		vs Providence (N) (12/02/2020)
FREE THROW PERCENTAGE	.846	(11-13)	Furman (12/15/2020)
	.762	(16-21)	Western Ky. (12/19/2020)
REBOUNDS	49		Jacksonville St. (11/25/2020)
	47		Ole Miss (12/29/2020)
	47		vs Stanford (N) (11/30/2020)
ASSISTS	16		Furman (12/15/2020)
	15		vs Stanford (N) (11/30/2020)
STEALS	11		Western Ky. (12/19/2020)
	9		Florida (01/05/2021)
	9		vs Providence (N) (12/02/2020)
BLOCKED SHOTS	7		at Tennessee (01/02/2021)
	7		vs Clemson (N) (12/12/2020)
TURNOVERS	22		vs Stanford (N) (11/30/2020)
	21		vs Clemson (N) (12/12/2020)
FOULS	25		ETSU (12/22/2020)
	23		Ole Miss (12/29/2020)
	23		Western Ky. (12/19/2020)

2020-21 TEAM HIGHS/LOWS



2020-21 Alabama Men's Basketball
Team High/Low Analysis
All games

Alabama - Game Lows

POINTS	56		vs Clemson (N) (12/12/2020)
	64		vs Stanford (N) (11/30/2020)
	71		at Tennessee (01/02/2021)
	71		Western Ky. (12/19/2020)
	81		Jacksonville St. (11/25/2020)
FIELD GOALS MADE	17		vs Clemson (N) (12/12/2020)
	22		Western Ky. (12/19/2020)
FIELD GOAL ATTEMPTS	56		Western Ky. (12/19/2020)
	56		vs Clemson (N) (12/12/2020)
FIELD GOAL PERCENTAGE	.304	(17-56)	vs Clemson (N) (12/12/2020)
	.358	(24-67)	vs Stanford (N) (11/30/2020)
3 PT FG MADE	3		vs Clemson (N) (12/12/2020)
	7		Western Ky. (12/19/2020)
	7		vs Stanford (N) (11/30/2020)
	7		Jacksonville St. (11/25/2020)
3 PT FG ATTEMPTS	20		Florida (01/05/2021)
	20		at Tennessee (01/02/2021)
3 PT FG PERCENTAGE	.136	(3-22)	vs Clemson (N) (12/12/2020)
	.226	(7-31)	Jacksonville St. (11/25/2020)
FREE THROWS MADE	9		at Tennessee (01/02/2021)
	9		vs Stanford (N) (11/30/2020)
FREE THROW ATTEMPTS	15		vs Stanford (N) (11/30/2020)
	17		at Tennessee (01/02/2021)
FREE THROW PERCENTAGE	.520	(13-25)	Furman (12/15/2020)
	.529	(9-17)	at Tennessee (01/02/2021)
REBOUNDS	28		vs Clemson (N) (12/12/2020)
	31		vs Stanford (N) (11/30/2020)
ASSISTS	7		Western Ky. (12/19/2020)
	8		vs Clemson (N) (12/12/2020)
STEALS	4		at Tennessee (01/02/2021)
	4		vs UNLV (N) (12/01/2020)
BLOCKED SHOTS	0		vs Providence (N) (12/02/2020)
	1		vs Clemson (N) (12/12/2020)
TURNOVERS	10		Furman (12/15/2020)
	10		Jacksonville St. (11/25/2020)
FOULS	10		vs UNLV (N) (12/01/2020)
	14		Furman (12/15/2020)

2020-21 TEAM HIGHS/LOWS



2020-21 Alabama Men's Basketball
Team High/Low Analysis
All games

Page 4/4
as of Jan 06, 2021

Opponent - Game Lows

POINTS	57		Jacksonville St. (11/25/2020)
	63		at Tennessee (01/02/2021)
	64		Ole Miss (12/29/2020)
	64		vs Clemson (N) (12/12/2020)
	69		ETSU (12/22/2020)
FIELD GOALS MADE	19		Jacksonville St. (11/25/2020)
	21		at Tennessee (01/02/2021)
FIELD GOAL ATTEMPTS	50		ETSU (12/22/2020)
	55		vs Providence (N) (12/02/2020)
FIELD GOAL PERCENTAGE	.275	(19-69)	Jacksonville St. (11/25/2020)
	.318	(21-66)	at Tennessee (01/02/2021)
3 PT FG MADE	1		Ole Miss (12/29/2020)
	3		Western Ky. (12/19/2020)
3 PT FG ATTEMPTS	11		Western Ky. (12/19/2020)
	13		Ole Miss (12/29/2020)
3 PT FG PERCENTAGE	.077	(1-13)	Ole Miss (12/29/2020)
	.190	(4-21)	at Tennessee (01/02/2021)
FREE THROWS MADE	3		vs UNLV (N) (12/01/2020)
	5		vs Clemson (N) (12/12/2020)
FREE THROW ATTEMPTS	4		vs UNLV (N) (12/01/2020)
	11		vs Clemson (N) (12/12/2020)
FREE THROW PERCENTAGE	.455	(5-11)	vs Clemson (N) (12/12/2020)
	.543	(19-35)	Ole Miss (12/29/2020)
REBOUNDS	28		Furman (12/15/2020)
	28		vs Providence (N) (12/02/2020)
ASSISTS	3		Ole Miss (12/29/2020)
	7		at Tennessee (01/02/2021)
STEALS	3		at Tennessee (01/02/2021)
	5		ETSU (12/22/2020)
	5		Jacksonville St. (11/25/2020)
BLOCKED SHOTS	1		Furman (12/15/2020)
	2		ETSU (12/22/2020)
	2		vs UNLV (N) (12/01/2020)
	2		Jacksonville St. (11/25/2020)
TURNOVERS	9		at Tennessee (01/02/2021)
	9		vs Providence (N) (12/02/2020)
FOULS	16		at Tennessee (01/02/2021)
	17		vs Clemson (N) (12/12/2020)

2020-21 PLAYER HIGHS/LOWS



2020-21 Alabama Men's Basketball
Player Highs Analysis
All games

Alabama - Individual Game Highs

POINTS	26		Jaden Shackelford vs ETSU (12/22/2020)
	24		Jahvon Quinerly vs Ole Miss (12/29/2020)
	22		John Petty Jr. vs UNLV (N) (12/01/2020)
	19		Jahvon Quinerly vs UNLV (N) (12/01/2020)
	18		Herbert Jones vs Furman (12/15/2020)
	18		Jaden Shackelford vs Jacksonville St. (11/25/2020)
	18		Jahvon Quinerly vs Jacksonville St. (11/25/2020)
FIELD GOALS MADE	8		Jahvon Quinerly vs Ole Miss (12/29/2020)
	8		Jaden Shackelford vs ETSU (12/22/2020)
FIELD GOAL ATTEMPTS	16		Herbert Jones vs Florida (01/05/2021)
	16		Herbert Jones vs Furman (12/15/2020)
FIELD GOAL PERCENTAGE (min 5 made)	.857	(6-7)	John Petty Jr. at Tennessee (01/02/2021)
	.833	(5-6)	Keon Ellis vs Florida (01/05/2021)
3 PT FG MADE	8		Jaden Shackelford vs ETSU (12/22/2020)
	6		John Petty Jr. vs UNLV (N) (12/01/2020)
3 PT FG ATTEMPTS	13		Jaden Shackelford vs ETSU (12/22/2020)
	10		John Petty Jr. vs UNLV (N) (12/01/2020)
3 PT FG PERCENTAGE (min 2 made)	1.000	(4-4)	John Petty Jr. at Tennessee (01/02/2021)
	1.000	(3-3)	Keon Ellis vs Florida (01/05/2021)
	1.000	(2-2)	Herbert Jones vs Furman (12/15/2020)
FREE THROWS MADE	11		Herbert Jones vs Clemson (N) (12/12/2020)
	7		Jaden Shackelford vs Western Ky. (12/19/2020)
FREE THROW ATTEMPTS	12		Herbert Jones vs Clemson (N) (12/12/2020)
	10		Jahvon Quinerly vs Ole Miss (12/29/2020)
FREE THROW PERCENTAGE (min 3 made)	1.000	(6-6)	Jahvon Quinerly vs UNLV (N) (12/01/2020)
	1.000	(5-5)	John Petty Jr. vs Clemson (N) (12/12/2020)
	1.000	(5-5)	Jaden Shackelford vs Jacksonville St. (11/25/2020)
	1.000	(4-4)	Jaden Shackelford vs Florida (01/05/2021)
	1.000	(4-4)	Jaden Shackelford vs Providence (N) (12/02/2020)
	1.000	(3-3)	Keon Ellis vs Florida (01/05/2021)
REBOUNDS	12		Jordan Bruner vs Stanford (N) (11/30/2020)
	12		Herbert Jones vs Furman (12/15/2020)
ASSISTS	12		Jaden Shackelford vs Jacksonville St. (11/25/2020)
	12		Herbert Jones vs Jacksonville St. (11/25/2020)
	9		Jahvon Quinerly vs ETSU (12/22/2020)
STEALS	6		John Petty Jr. vs Furman (12/15/2020)
	6		John Petty Jr. vs UNLV (N) (12/01/2020)
	6		John Petty Jr. vs UNLV (N) (12/01/2020)
BLOCKED SHOTS	5		Jordan Bruner vs Clemson (N) (12/12/2020)
	4		John Petty Jr. vs Western Ky. (12/19/2020)
TURNOVERS	3		Alex Reese vs Florida (01/05/2021)
	3		Jordan Bruner at Tennessee (01/02/2021)
FOULS	6		Jahvon Quinerly vs Western Ky. (12/19/2020)
	5		Herbert Jones vs Providence (N) (12/02/2020)
	5		Herbert Jones vs Stanford (N) (11/30/2020)
FOULS	5		Herbert Jones vs Ole Miss (12/29/2020)
	5		Jahvon Quinerly vs ETSU (12/22/2020)



2020-21 PLAYER HIGHS/LOWS



2020-21 Alabama Men's Basketball
Player Highs Analysis
All games

Page 2/2
as of Jan 06, 2021

Opponent - Individual Game Highs

POINTS	27		Charles Bassey vs Western Ky. (12/19/2020)
	27		Caleb Grill vs UNLV (N) (12/01/2020)
	23		Damari Monsanto vs ETSU (12/22/2020)
	23		Mike Bothwell vs Furman (12/15/2020)
	21		Clay Mounce vs Furman (12/15/2020)
FIELD GOALS MADE	11		Charles Bassey vs Western Ky. (12/19/2020)
	10		Caleb Grill vs UNLV (N) (12/01/2020)
FIELD GOAL ATTEMPTS	21		Bryce Hamilton vs UNLV (N) (12/01/2020)
	19		Mike Bothwell vs Furman (12/15/2020)
FIELD GOAL PERCENTAGE (min 5 made)	.786	(11-14)	Charles Bassey vs Western Ky. (12/19/2020)
	.750	(6-8)	Nate Watson vs Providence (N) (12/02/2020)
3 PT FG MADE	7		Caleb Grill vs UNLV (N) (12/01/2020)
	6		Damari Monsanto vs ETSU (12/22/2020)
3 PT FG ATTEMPTS	12		Caleb Grill vs UNLV (N) (12/01/2020)
	11		Mike Bothwell vs Furman (12/15/2020)
3 PT FG PERCENTAGE (min 2 made)	.600	(6-10)	Damari Monsanto vs ETSU (12/22/2020)
	.600	(3-5)	Ziaire Williams vs Stanford (N) (11/30/2020)
FREE THROWS MADE	8		Victor Bailey Jr. at Tennessee (01/02/2021)
	8		Romello White vs Ole Miss (12/29/2020)
FREE THROW ATTEMPTS	13		Romello White vs Ole Miss (12/29/2020)
	9		Victor Bailey Jr. at Tennessee (01/02/2021)
FREE THROW PERCENTAGE (min 3 made)	1.000	(7-7)	David Duke vs Providence (N) (12/02/2020)
	1.000	(6-6)	Jordan Rawls vs Western Ky. (12/19/2020)
	1.000	(4-4)	Tyree Appleby vs Florida (01/05/2021)
	1.000	(4-4)	Jimmy Nichols, Jr. vs Providence (N) (12/02/2020)
	1.000	(4-4)	Max Murrell vs Stanford (N) (11/30/2020)
	1.000	(3-3)	KJ Buffen vs Ole Miss (12/29/2020)
	1.000	(3-3)	A.J. Reeves vs Providence (N) (12/02/2020)
REBOUNDS	12		Charles Bassey vs Western Ky. (12/19/2020)
	11		Romello White vs Ole Miss (12/29/2020)
ASSISTS	6		Tre Mann vs Florida (01/05/2021)
	6		Dayvion McKnight vs Western Ky. (12/19/2020)
	6		David Duke vs Providence (N) (12/02/2020)
STEALS	3		Tre Mann vs Florida (01/05/2021)
	3		Jordan Rawls vs Western Ky. (12/19/2020)
	3		Josh Anderson vs Western Ky. (12/19/2020)
	3		Alex Hunter vs Furman (12/15/2020)
	3		Ed Croswell vs Providence (N) (12/02/2020)
	3		Caleb Grill vs UNLV (N) (12/01/2020)
	3		Spencer Jones vs Stanford (N) (11/30/2020)
BLOCKED SHOTS	5		Yves Pons at Tennessee (01/02/2021)
	3		Oscar da Silva vs Stanford (N) (11/30/2020)
TURNOVERS	8		David Sloan vs ETSU (12/22/2020)
	6		Aamir Simms vs Clemson (N) (12/12/2020)
	6		Ziaire Williams vs Stanford (N) (11/30/2020)
FOULS	5		KJ Buffen vs Ole Miss (12/29/2020)
	5		Clay Mounce vs Furman (12/15/2020)
	5		Bryce Hamilton vs UNLV (N) (12/01/2020)
	5		Oscar da Silva vs Stanford (N) (11/30/2020)
	5		Darian Adams vs Jacksonville St. (11/25/2020)






1
6-8 • 210 • Sr. Guard/
Forward
HERBERT JONES
Greensboro, Ala.
(Hale County HS)



2
6-10 • 225 • Gr. Forward
JORDAN BRUNER
Columbia, S.C.
(Yale/Spring Valley HS)




3
6-9 • 230 • Sr. Forward
ALEX REESE
Pelham, Ala.
(Pelham HS)




4
6-6 • 218 • R-Fr. Forward
JUWAN GARY
Columbia, S.C.
(West Charlotte HS)



5
6-3 • 200 • So. Guard
JADEN SHACKELFORD
Hesperia, Calif.
(Hesperia HS)



10
6-3 • 198 • Fr. Guard
DELANEY HEARD
Canton, Ga.
(Oak Hill Academy)




11
6-6 • 190 • Fr. Guard
JOSHUA PRIMO
Toronto, Ontario
(Royal Crown Academic School)



12
6-6 • 185 • Fr. Forward
DARIUS MILES
Washington, D.C.
(Theodore Roosevelt HS)



13
6-1 • 175 • So. Guard
JAHVON QUINERLY
Hackensack, N.J.
(Villanova/Hudson Catholic HS)



14
6-6 • 170 • Jr. Guard
KEON ELLIS
Fort Myers, Fla.
(Florida SW State/Leesburg HS)



15
6-8 • 201 • Sr. Forward
TYLER BARNES
Louisville, Ky.
(St. Xavier HS)



21
6-4 • 183 • Jr. Guard
BRITTON JOHNSON
Mountain Brook, Ala.
(Mountain Brook HS)



22
6-8 • 210 • Fr. Forward
KEON AMBROSE-HYLTON
Toronto, Ontario
(Andrews Osborne Academy)



23
6-5 • 184 • Sr. Guard
JOHN PETTY JR.
Huntsville, Ala.
(Mae Jemison HS)



24
6-0 • 155 • Fr. Guard
JADEN QUINERLY
Hackensack, N.J.
(Ramsey HS)




25
6-3 • 200 • So. Guard
ADAM COTTRELL
Flowery Branch, Ga.
(Lakeview Academy)



30
6-5 • 192 • Gr. Forward
KENDALL WALL
Columbia, S.C.
(Francis Marion/Spring Valley HS)



33
6-8 • 220 • Jr. Forward
JAMES ROJAS
Jamestown, N.Y.
(Hutchinson CC/Jamestown HS)



34
6-0 • 180 • Fr. Guard
PAUL STRAMGALIA
Birmingham, Ala.
(Mountain Brook HS)



35
6-11 • 225 • Fr. Forward/
Center
ALEX TCHIKOU
Paris, France
(Dream City Christian)