

• HOW TO FOLLOW •

**SEC NETWORK**  
Tom Hart (PxP)  
Andy Kennedy (Analyst)

**RAZORBACK SPORTS NETWORK**  
Chuck Barrett (PxP)  
Matt Zimmerman (Analyst)

**SATELLITE RADIO**  
Sirius: -- • XM: 382  
Online Channel: 972

**LIVE STATS / WATCH SEC NETWORK ONLINE**  
www.Arkansas.StatBroadcast.com  
http://www.espn.com/watch?id=ee115537-44b6-4a56-9a33-c7620912d08c

**2019-20 RAZORBACK SCHEDULE/RESULTS**  
OVERALL: 16-5 H: 11-2 R: 4-3 N: 1-0  
SEC: 4-4 Home: 2-2 Road: 2-2  
Call Times CENTRAL

Nov. 5	RICE OWLS	FAYETTEVILLE	BUD WALTON ARENA	W 91 43
Nov. 12	NORTH TEXAS MEAN GREEN	FAYETTEVILLE	BUD WALTON ARENA	W 66 43
Nov. 16	MONTANA GRIZZLIES	FAYETTEVILLE	BUD WALTON ARENA	W 64 46
Nov. 19	TEXAS SOUTHERN TIGERS	FAYETTEVILLE	BUD WALTON ARENA	W 82 51
Nov. 22	SOUTH DAKOTA COYOTES	FAYETTEVILLE	BUD WALTON ARENA	W 77 56
Nov. 25	AT GEORGIA TECH YELLOW JACKETS	ATLANTA, GA. McCANISH PAVILION	WOT	62 61
Nov. 30	NORTHERN KENTUCKY NORSE	FAYETTEVILLE	BUD WALTON ARENA	W 66 60
Dec. 3	AUSTIN PEAY GOVERNORS	FAYETTEVILLE	BUD WALTON ARENA	W 69 61
Dec. 7	AT WESTERN KENTUCKY HILLTOPPERS	BOWLING GREEN, KY. E.A. DIDDLE ARENA	OTL	79 86
Dec. 14	TULSA GOLDEN HURRICANE	FAYETTEVILLE	BUD WALTON ARENA	W 98 79
Dec. 21	VS VALPARAISO CRUSADERS	NORTH LITTLE ROCK SIMMONS BANK ARENA	W	72 68
Dec. 29	AT INDIANA HOOSIERS	BLOOMINGTON, IND. SIMON SKAODT ASSEMBLY HALL	BTN	W 71 64
Jan. 4	TEXAS A&M AGGIES	FAYETTEVILLE	BUD WALTON ARENA	W 69 59
Jan. 8	LSU TIGERS	BATON ROUGE, LA. MARABUH ASSEMBLY CENTER	L	77 79
Jan. 11	AT OLE MISS REBELS	OXFORD, MISS. THE PAVILION	W	76 72
Jan. 15	VANDERBILT COMMODORES	FAYETTEVILLE	BUD WALTON ARENA	W 75 55
Jan. 18	#10/12 KENTUCKY WILDCATS	FAYETTEVILLE	BUD WALTON ARENA	L 66 73
Jan. 22	AT MISSISSIPPI STATE BULLDOGS	STARKVILLE, MISS. HUMPHREY COLISEUM	L	70 77
Jan. 25	TCU % HORNED FROGS	FAYETTEVILLE	BUD WALTON ARENA	W 78 67
Jan. 29	SOUTH CAROLINA GAMECOCKS	FAYETTEVILLE	BUD WALTON ARENA	L 77 79
Feb. 1	AT ALABAMA CRIMSON TIDE	TUSCALOOSA, ALA. COLEMAN COLISEUM	W	82 78
Feb. 4	#10/11 AUBURN TIGERS	FAYETTEVILLE	BUD WALTON ARENA	6:00 PM
Feb. 8	AT MISSOURI TIGERS	COLUMBIA, MO. MIZZOU ARENA	2:30 PM	
Feb. 11	AT TENNESSEE VOLUNTEERS	KNOXVILLE, TENN. THOMPSON-BOLING ARENA	6:00 PM	
Feb. 15	MISSISSIPPI STATE BULLDOGS	FAYETTEVILLE	BUD WALTON ARENA	NOON
Feb. 18	AT FLORIDA GATORS	GAINESVILLE, FLA. STEPHEN C. O'CONNELL CENTER	ESPN/2/U	6:00 PM
Feb. 22	MISSOURI TIGERS	FAYETTEVILLE	BUD WALTON ARENA	NOON
Feb. 26	TENNESSEE VOLUNTEERS	FAYETTEVILLE	BUD WALTON ARENA	7:30 PM
Feb. 29	AT GEORGIA BULLDOGS	ATHENS, GA. STEGEMAN COLISEUM	5:00 PM	
Mar. 4	LSU TIGERS	FAYETTEVILLE	BUD WALTON ARENA	6:00 PM
Mar. 7	AT TEXAS A&M AGGIES	COLLEGE STATION, TEXAS REED ARENA	3:30 PM	
Mar. 11-15	AT SEC TOURNAMENT	NASHVILLE, TENN. BRIDGESTONE ARENA		

BOLD - Home Game \* - SEC Game  
+ - Collegiate Hoops Roadshow - Razorback Regional % - Big 12/SEC Challenge  
^ - SEC Tournament

Arkansas SID: Mike Cawood • tmcawood@uark.edu • 479-236-2090

www.ArkansasRazorbacks.com  
www.CoachMuss.com

@RazorbackMBB @RazorbackMBB /RazorbackMBB

# ARKANSAS RAZORBACKS

## GAME 22

FEBRUARY 4, 2020 • TUESDAY • 6:00 PM • FAYETTEVILLE, ARK.  
NOLAN RICHARDSON COURT / BUD WALTON ARENA (19,200)

### ARKANSAS RAZORBACKS

Overall: 16-5 4-4 SEC  
Head Coach: Eric Musselman (San Diego '87)  
At Arkansas: 15-5 (1st Yr) • Collegiate HC Record: 125-39 (5th Yr)



### #10/11 AUBURN TIGERS

Overall: 19-2 6-2 SEC  
Head Coach: Bruce Pearl (Boston College '82)  
At AU: 119-74 (6th Yr) • Overall: 581-219 (25th Yr)



#### Versus Auburn

This will be the 54th meeting between Arkansas and Auburn. The Razorbacks own a 34-19 advantage in the series, including a 34-18 cushion in games since Arkansas joined the SEC.  
Arkansas has won 10 of the last 13 in the series, although the teams have each won three of the last six. The last time Auburn came to Bud Walton Arena, the Tigers were ranked 14th but fell 91-82 as Jaylen Barford (20 & 10) and Daniel Gafford (21 & 10) each had double-doubles.

#### LAST YEAR AT AUBURN:

Bryce Brown scored 18 points and contributed five 3-pointers to Auburn's long-range barrage in a 79-56 win over Arkansas.  
The Tigers made 5-of-their-first-6 from 3-point range and took a 22-1 lead to start the game. On the other end, Arkansas missed its first eight shots from the field until the 12:57 mark. Auburn ultimately built a 30-point lead and took a 45-20 lead into the locker room at halftime.  
Arkansas shuffled the lineup and showed some fight in the second half, out-scoring the Tigers 36-34, and committing just four turnovers while going 12-of-18 at the free throw line. Desi Sills led the change with nine points in the half.  
Overall, Auburn made 17-of-33 3-pointers while the Razorbacks were just 4-of-26.  
Brown made 5-of-8 3's to lead four Auburn scorers in double figures. Anfernee McLemore scored 13 points while Chuma Okeke had 11 points and five assists. Jared Harper scored 10.  
Arkansas' Isaiah Joe scored 14 points and Daniel Gafford had 10.

#### Jones is SEC Scoring Leader

Mason Jones scored an SEC career-high 34 points – and added a career-high 12 rebounds – versus South Carolina to push him to the top of the SEC scoring list. He added 30 at Alabama to push his average to 19.8.  
Among the NCAA's top-six, RPI-rated conferences (Big East, Big Ten, Big 12, Pac 12, SEC and ACC), Jones ranks fourth nationally in scoring:  
^ Markus Howard (Marquette) 1st in the NCAA / 27.9 ppg  
^ Luka Garza (Iowa) 4th in the NCAA / 23.0 ppg  
^ Myles Powell (Seton Hall) 10th in the NCAA / 21.4 ppg  
^ Mason Jones (Arkansas) 30th in the NCAA / 19.8 ppg  
Arkansas has never had a player lead the SEC in scoring at season's end.  
Jones is **THE ONLY PLAYER IN THE SEC** to lead his team in scoring, rebounding, assists and steals. In fact, he is **THE ONLY PLAYER IN THE SEC** to rank among the top 20 in scoring (1st) and rebounds (15th) while ranking among the top 11 in steals (5th) and assists (11th).

#### Jones Earns 3rd SEC Player of the Week Honor

Mason Jones had a pair of 30-point games and was rewarded for a third time by being named the SEC Men's Basketball co-Player of the Week, the league announced today. Jones shared the honor with Mississippi State's Reggie Perry.  
For the week, Jones averaged 32 points, 8.5 rebounds, 2.5 assists and 1.5 steals against South Carolina and Alabama.  
Jones is the only three-time SEC Men's Basketball Player of the Week honoree this season. Jones is the first Razorback to score at least 30 points in consecutive games since Jannero Pargo (2002).

#### VERSUS AUBURN:

Arkansas Leads.....34-19  
Home.....ARK Leads.....21-4  
Away.....ARK Trails.....12-14  
Neutral.....ARK Leads.....1-1  
SEC ONLY.....ARK Leads.....34-18

12/28/67	L	65-58	N (Okla. City)
01/04/92	16/-	W	110-92
02/26/92	9/-	W	82-74
01/23/93	8/-	L	100-89
03/06/93	13/-	L	81-80
01/15/94	4/-	W	117-105
02/26/94	1/-	W	91-81
01/14/95	5/-	L	104-90
03/04/95	7/-	W	68-66
01/06/96	L	101-76	A
02/17/96	W	87-77	H
01/08/97	W	56-55	A
02/11/97	W	75-42	H
01/21/98	18/-	W	79-65
02/21/98	16/-	W	107-83
01/06/99	18/14	L	83-66
02/24/99	-/2	W	104-88
02/05/00	-/10	L	73-55
03/05/00	-/19	W	64-55
03/12/00	W	75-67	N (Atlanta)
01/17/01	W	82-72	H
02/14/01	L	71-63	A
01/05/02	W	83-77	A
02/02/02	W	62-60	H
01/11/03	L	52-37	H
03/05/03	L	69-54	A
01/21/04	L	70-63	A
02/04/04	W	74-52	H
01/22/05	W	75-59	H
03/05/05	L	77-64	A
01/21/06	W	68-52	A
02/11/06	W	84-64	H
02/07/07	W	65-57	H
02/21/07	L	67-59	A
01/10/08	W	76-70	A
03/08/08	W	77-64	H
01/24/09	L	73-51	H
02/11/09	L	75-62	A
02/06/10	W	82-79 (OT)	H
02/20/10	L	92-83	A
01/25/11	W	73-64	H
02/26/11	W	57-55	A
01/25/12	W	56-53	H
02/25/12	W	77-71	A
01/16/13	W	88-80 (20T)	H
02/13/13	W	83-75	A
01/25/14	W	86-67	H
02/10/15	24/-	W	101-87
02/17/16	L	90-86	H
02/25/17	W	79-68	A
01/06/18	22/-	L	88-77
02/27/18	-/14	W	91-82
02/20/19	L	79-56	A

Isaiah Joe is 1 of 20 named to the 2020 Jerry West Shooting Guard of the Year Award watch list.



FANS CAN VOTE AT:  
www.hoophallawards.com





# ERIC MUSSELMAN

## ARKANSAS HEAD COACH

126-39 • 5th year as head collegiate coach  
503-291 • 14 seasons as professional head coach

### COLLEGIATE HEAD COACHING RECORD

Year	Record	Conference	Postseason
2015-16	24-14	10-8 MW (T4th)	CBI Champion
2016-17	28-7	14-4 MW (1st) ^ *	NCAA 1st Round
2017-18	29-8	15-3 MW (1st) ^	NCAA Sweet 16
2018-19	29-5	15-3 MW (1st) ^	NCAA 1st Round
<b>2019-20</b>	<b>16-5</b>	<b>4-4 SEC</b>	
<b>Totals</b>	<b>126-39</b>	<b>58-22</b>	

^ - Regular season champion / \* - Tournament champion

Eric Musselman was named Arkansas' 13th head men's basketball coach on April 7, 2019. He has over 30 years of coaching experience, including four as a head coach at Nevada and 14 as a professional head coach.

In his four years as Nevada head coach, Musselman won at least 24 games each season (24, 28, 29 and 29) to post a 110-34 record and .764 winning percentage - sixth-best among active Division I coaches. Prior to entering the collegiate head coaching ranks, Musselman was a head coach for seven professional teams, including two seasons with the Golden State Warriors (2002-04) and one with the Sacramento Kings (2006-07). He has won over 550 games as a professional head coach with a combined winning percentage of .626 (553-330).

Musselman is married to Danyelle Sargent Musselman who has worked at ESPN, Fox Sports and the NFL Network as a broadcaster. Musselman has two sons Michael and Matthew and the couple has a daughter Mariah.

Musselman's father Bill was also an NBA head coach and they were the first father-son combination to become head coaches in the NBA.

## 2019-20 RAZORBACKS

No.	Name	Pos.	Yr.	Ht.	Wt.	Hometown	High School/Previous School
0	Jeantal Cylla	F	Gr.Sr.	6-7	215	Lake Worth, Fla.	Lake Worth Christian / UNC Wilmington
1	Isaiah Joe	G	So.	6-5	180	Fort Smith, Ark.	Fort Smith Northside HS
2	Adrio Bailey	F	Sr.	6-6	222	Clarence, La.	Lakeview HS
3	Desi Sills	G	So.	6-1	196	Jonesboro, Ark.	Jonesboro HS
5	Jalen Harris	G	Jr.	6-2	172	Wilson, N.C.	Word of God Christian Acad. / New Mexico Republic, Mo.
12	Ty Stevens	G	Jr.	6-2	187	Republic, Mo.	Republic HS
13	Emeka Obukwelu	F	R-Jr.	6-8	230	Plano, Texas	West Plano HS (UT Tyler)
14	Jamario Bell	F	Gr.Sr.	6-5	250	Junction City, Ark.	Junction City HS
15	Mason Jones	G	Jr.	6-5	207	Desoto, Texas	Triple A Academy / Connors State College
24	Ethan Henderson	F	So.	6-8	210	Little Rock, Ark.	Parkview Magnet HS
33	Jimmy Whitt Jr.	G	Gr.Sr.	6-3	175	Columbia, Mo.	Hickman HS / SMU
35	Reggie Chaney	F	So.	6-8	222	Tulsa, Okla.	Findlay Prep (Henderson, Nev.)
11	JD Notae	G	Jr.	6-2	185	Covington, Ga.	Newton HS / Jacksonville
22	Abayomi (Bay-Bey) Iyiola	F	Jr.	6-9	210	Atlanta, Ga.	Greenforest-McCaleb Christian Acad. / Stetson
23	Connor Vanover	F	So.	7-3	225	Little Rock, Ark.	Findlay Prep (Nev.) / California


Head Coach	Eric Musselman	San Diego, 1987	1st Season at Arkansas
Associate Head Coach	Chris Crutchfield	Nebraska-Omaha, 1992	1st Season at Arkansas
Assistant Coach	Corey Williams	Oklahoma State, 2002	1st Season at Arkansas
Assistant Coach	Clay Moser	Wisconsin-La Crosse, 1987	1st Season at Arkansas
Director of Operations	Anthony Ruta	Arizona State, 2012	1st Season at Arkansas
Special Assistant to Head Coach	Hays Myers	LSU, 2016	1st Season at Arkansas
Video Coordinator	Riley Hall	Arkansas, 2016	4th Season at Arkansas
Director of Recruiting	Michael Musselman	San Diego, 2018	1st Season at Arkansas
Recruiting Coordinator	Patrick Ackerman	Detroit Mercy, 2016	1st Season at Arkansas
Head Athletic Trainer	Mark O'Neal	Arkansas, 1989	1st Season at Arkansas
Head Strength Coach	Dave Richardson	Louisiana-Monroe, 1989	2nd Season at Arkansas
Graduate Assistants	Velton Kennedy (Arkansas, 2017)	Trey Thompson (Arkansas, 2018)	
	Sean Bair (Dickinson College, 2012)	Alec Kobre (Pacific, 2016)	
	Jeremiah Bonus (Dayton, 2017)	Alex Dellett (Arkansas, 2018)	
	Max Pendery (Ohio, 2014)	Bilal Rabbani (Emerson, 2017)	

**Student Assistant:** Khalil Garland  
**Managers:** Clay Cunningham • Jacob Leonard • Tyson Hicks • Jack Hutchinson • Ethan Westerman  
 Michael Justus • Greg Croll • Luke Loveless • Jarod Summons • Zeb Wilson

## MUSSELMAN FILE

• Hometown: Ashland, Ohio  
 • Birth Date: November 19, 1964  
 • Wife: Danyelle • Children: Michael, Matthew, Mariah

## RAZORBACK ACTIVE ROSTER

 <b>#2 • Adrio BAILEY</b> Recreation & Sport MGMT	 <b>#14 • Jamario BELL</b> Recreation & Sport MGMT	 <b>#35 • Reggie CHANEY</b> Recreation & Sport MGMT
 <b>#0 • Jeantal CYLLA</b> Adult & Lifelong Learning	 <b>#5 • Jalen HARRIS</b> Communications	 <b>#24 • Ethan HENDERSON</b> Recreation & Sport MGMT
 <b>#1 • Isaiah JOE</b> Recreation & Sport MGMT	 <b>#15 • Mason JONES</b> Communications	 <b>#13 • Emeka OBUKWELU</b> Biology
 <b>#3 • Desi SILLS</b> Recreation & Sport MGMT	 <b>#12 • Ty STEVENS</b> Business Finance	 <b>#33 • Jimmy WHITT Jr.</b> Adult & Lifelong Learning
 <b>CHRIS CRUTCHFIELD</b> Associate Head Coach Nebraska-Omaha '92	 <b>COREY WILLIAMS</b> Assistant Coach Oklahoma State '02	 <b>CLAY MOSER</b> Assistant Coach Wisconsin-La Crosse '87

### PRONUNCIATION GUIDE

2 Adrio Bailey ..... Á-dree-OH  
 0 Jeantal Cylla ..... GENE-tall...SILL-uh  
 22 Abayomi Iyiola ..... AB-bah-YUM-ee ... EE-EE-oh-la  
 11 JD Notae ..... No-TAY  
 13 Emeka Obukwelu ..... Eh-MEHK-uh...O-Boo-Quay-Lu  
 3 Desi Sills ..... Dez-ee  
 Anthony Ruta ..... ROO-tuh

ARKANSAS (5)	ROSTER BY STATE	ROSTER BY CLASS
14 Jamario Bell	Junction City	<b>Graduate Senior (3)</b>
24 Ethan Henderson	Little Rock	0 Jeantal Cylla Forward
1 Isaiah Joe	Fort Smith	14 Jamario Bell Forward
3 Desi Sills	Jonesboro	33 Jimmy Whitt Jr. Guard
24 Connor Vanover	Little Rock	<b>Senior (1)</b>
<b>Florida (1)</b>		2 Adrio Bailey Forward
0 Jeantal Cylla	Lake Worth	<b>Redshirt Junior (1)</b>
<b>Georgia (2)</b>		4 Emeka Obukwelu Forward
22 Abayomi Iyiola	Atlanta	<b>Junior (5)</b>
11 JD Notae	Covington	5 Jalen Harris Guard
<b>Louisiana (1)</b>		22 Abayomi Iyiola Forward
2 Adrio Bailey	Clarence	15 Mason Jones Guard
<b>Missouri (2)</b>		11 JD Notae Guard
12 Ty Stevens	Republic	12 Ty Stevens Guard
33 Jimmy Whitt Jr.	Columbia	<b>Spophomore (5)</b>
<b>North Carolina (1)</b>		35 Reggie Chaney Forward
5 Jalen Harris	Wilson	24 Ethan Henderson Forward
<b>Texas (2)</b>		1 Isaiah Joe Guard
15 Mason Jones	Desoto	3 Desi Sills Guard
4 Emeka Obukwelu	Plano	24 Connor Vanover Formwad
<b>Oklahoma (1)</b>		<b>Freshmen (0)</b>
35 Reggie Chaney	Tulsa	- NONE -

## MUSSELMAN CAREER HEAD COACHING RECORD

\* - Professional basketball **DOES NOT** count postseason in overall W-L records

**2003 NBA Coach of the Year Runner-Up**  
**2012 NBA D-League Coach of the Year**  
**2016 Bleacher Report Mountain West Coach of the Year**  
**2017 USBWA District VIII Coach of the Year**  
**2018 USBWA District VIII • NABC District 17 • Mountain West Coach of the Year**

COLLEGIATE	5th Season	126-39	7-4 Postseason
Nevada	4 years	110-34	7-4 Postseason
<b>Arkansas</b>	<b>1st year</b>	<b>16-5</b>	<b>--</b>
PROFESSIONAL	14 Seasons	503-291	50-39 Postseason * (553-330)
<b>CBA</b>	<b>7 years</b>	<b>270-122</b>	<b>39-34 Postseason *</b>
Rapid City	5 years	191-89	27-25 Postseason *
Florida	2 years	79-33	12-9 Postseason *
<b>USBL</b>	<b>2 years</b>	<b>53-3</b>	<b>4-0 Postseason *</b>
Florida	2 years	53-3	4-0 Postseason *
<b>NBA</b>	<b>3 years</b>	<b>108-138</b>	<b>--</b>
Golden State	2 years	75-89	--
Sacramento	1 year	33-49	--
<b>D-League</b>	<b>2 years</b>	<b>72-28</b>	<b>7-5 Postseason *</b>
Reno	1 year	34-16	2-3 Postseason *
Los Angeles	1 year	28-12	5-2 Postseason *
INTERNATIONAL	3 Years	24-14	--
Dominican	1 years	5-1	--
Venezuelan	2 years	19-13	--

## MUSSELMAN AS HEAD COACH BY YEAR

Year	Team	League	Record	Note for the Season	Reg. Season Div./Conf. Finish	Postseason
1989-90	Rapid City	CBA	42-14	<b>MOST WINS IN CBA</b>	1st National Conf.	Finals (8-8)
1991-92	Rapid City	CBA	37-19	<b>2nd-most wins in CBA</b>	1st National Conf.	Finals (9-7)
1992-93	Rapid City	CBA	44-12	<b>MOST WINS IN CBA</b>	1st National Conf.	Conf. Finals (5-3)
1993-94	Rapid City	CBA	37-19	<b>MOST WINS IN CBA</b>	1st National Conf.	Conf. Finals (5-5)
1994-95	Rapid City	CBA	31-25	6th-most wins in CBA	5th National Conf.	Conf. 1st Rd (0-2)
1995-96	Florida	CBA	41-15	<b>MOST WINS IN CBA</b>	1st National Conf.	Conf. Finals (5-3)
1996-97	Florida	CBA	38-18	<b>2nd-most wins in CBA</b>	1st American Conf.	Finals (7-6)
1995	Florida	USBL	25-2	<b>MOST WINS IN USBL</b>	1st Overall	Champion (1-0)
1996	Florida	USBL	28-1	<b>MOST WINS IN USBL</b>	1st Southern Div.	Champion (3-0)
2002-03	Golden State	NBA	38-44	6th Pacific Division	11th Western Conf.	--
2003-04	Golden State	NBA	37-45	14th Pacific Division	11th Western Conf.	--
2006-07	Sacramento	NBA	33-49	5th Pacific Division	11th Western Conf.	--
2010-11	Reno	D-League	34-16	<b>2nd-most wins in NBADL</b>	1st Western Conf.	Semifinals (2-3)
2011-12	Los Angeles	D-League	38-12	<b>MOST WINS IN NBADL</b>	1st Western Conf.	Finals (5-2)
2015-16	Nevada	NCAA	24-14	T49th - Most wins NCAA	T4th Mountain West	CBI Champion (5-1)
2016-17	Nevada	NCAA	28-7	T16th - Most wins NCAA	1st Mountain West	NCAA 1st Rd (0-1)
2017-18	Nevada	NCAA	29-8	T11th - Most wins NCAA	1st Mountain West	NCAA Sweet 16 (2-1)
2018-19	Nevada	NCAA	29-5	T15th - Most wins NCAA	1st Mountain West	NCAA 1st Rd (0-1)
<b>2019-20</b>	<b>Arkansas</b>	<b>NCAA</b>	<b>16-5</b>	<b>--</b>	<b>--</b>	<b>--</b>
2010	Dominican Team		5-1	Silver Medal Centrobasket Championship		
2011	Venezuelan Team		12-9	5th FIBA Americas Championship		
2012	Venezuelan Team		7-4	Silver Medal FIBA South American Championship		

## MUSSELMAN COACHING JOBS BY YEAR

1989-90	Head Coach	Rapid City Thrillers	CBA	2004-05	Asst. Coach	Memphis Grizzlies	NBA
1990-91	Asst. Coach	Minnesota Timberwolves	NBA	2005-06	Asst. Coach	Memphis Grizzlies	NBA
1991-92	Head Coach	Rapid City Thrillers	CBA	2006-07	Head Coach	Sacramento Kings	NBA
1992-93	Head Coach	Rapid City Thrillers	CBA	2007-10	DID NOT COACH		
1993-94	Head Coach	Rapid City Thrillers	CBA	2010-11	Head Coach	Reno Bighorns	NBADL
1994-95	Head Coach	Rapid City Thrillers	CBA	2011-12	Head Coach	Los Angeles Defenders	NBADL
Spring '95	Head Coach	Florida Sharks	USBL	2012-13	Asst. Coach	Arizona State Sun Devils	NCAA
1995-96	Head Coach	Florida Beachdogs	CBA	2013-14	Assoc HC	Arizona State Sun Devils	NCAA
Spring '96	Head Coach	Florida Sharks	USBL	2014-15	Assoc. HC	LSU Tigers	NCAA
1996-97	Head Coach	Florida Beachdogs	CBA	2015-16	Head Coach	Nevada Wolf Pack	NCAA
1998-99	Asst. Coach	Orlando Magic	NBA	2016-17	Head Coach	Nevada Wolf Pack	NCAA
1999-00	Asst. Coach	Orlando Magic	NBA	2017-18	Head Coach	Nevada Wolf Pack	NCAA
2000-01	Asst. Coach	Atlanta Hawks	NBA	2018-19	Head Coach	Nevada Wolf Pack	NCAA
2001-02	Asst. Coach	Atlanta Hawks	NBA	<b>2019-20</b>	<b>Head Coach</b>	<b>Arkansas Razorbacks</b>	<b>NCAA</b>
2002-03	Head Coach	Golden State Warriors	NBA				
2003-04	Head Coach	Golden State Warriors	NBA				

- Versus South Carolina, Jones scored an SEC career-high 34 points while grabbing a career-high 12 rebounds to record his second double-double of the season. He was the first Razorback to have at least 34 points and 12 rebounds in a game since Mario Credit versus Loyola Marymount in the 1989 NCAA Tournament. Jones scored 26 of his 34 in the second half on the strength of making 13-of-14 from the free throw line. Overall, he was 15-of-16 at the line to become the first Razorback to make at least 15 free throws in an SEC game since Corliss Williamson made 17 versus Vanderbilt in 1995.
- At Alabama, Jones scored 30 points with five rebounds and two steals. He helped Arkansas overcome a 12-0 deficit to start the game. Jones made an SEC career-high 10 field goals on a career-high 20 attempts while going 4-of-7 from 3-point range. He scored 17 of his 30 points in the first half, including a 3-pointer with six seconds left before halftime to cut the Razorback deficit to three (39-36) at the break. While Jones, an 83% free throw shooter, was just 3-of-7 at the charity stripe in the second half, all three makes came inside the final 31 seconds to secure the win.
- Ironically, Jones and Pargo each scored 30 in back-to-back games nearly 18 years apart to the day and both completed the feat at Alabama. Jones scored his 34 versus South Carolina on Jan. 29 and 30 at Alabama Feb. 1. Pargo scored 35 versus Florida on Jan. 26 and 33 at Alabama on Jan. 30.

## HOGS #1 IN NCAA IN DEFENDING 3;

### How Hogs Off-Set Rebounding Numbers

- Just six teams have shot over 30% from 3-point range against the Hogs this season with a high of 35.7 by UK (5-of-14). The Razorbacks have held opponents to shooting 29 percent or worse 15 times and opponents have made 3 or less in a game seven times. Most recently, Arkansas held Texas A&M to 28.6, LSU to 26.7%, Ole Miss to 23.1%, Vandy to 25% and held SEC's 3-pt percentage leader Alabama to 25.8%.  
**^ Arkansas' 24.7% 3-point defense ranks 1st NCAA / 1st SEC**
- Arkansas has only committed 77 turnovers in SEC games (or 9.6/gm - fewest in SEC play) while forcing 120 (or 15.0 - most in SEC play). Arkansas has committed single-digit turnovers six times this year (8 vs South Dakota, 8 vs Tulsa, 9 versus Texas A&M, 7 at LSU, 7 vs Vandy and 7 at Mississippi State).  
**^ Arkansas' +5.1 turnover margin ranks 7th NCAA / 1st SEC**
- Arkansas has and SEC-best 59 steals (7.4 avg) in SEC games, including 11 at Alabama. Arkansas has had double-digit steals seven times - 14 vs Rice, 13 vs Texas Southern, 11 vs North Texas, 11 vs Montana, 15 at Georgia Tech, 12 vs Tulsa and 11 at Alabama.  
**^ Arkansas' 8.5 steals per game ranks 28th NCAA / 1st SEC**  
**^ Arkansas' 179 total steals rank 46th NCAA / 1st SEC**
- Arkansas forced Texas A&M and Alabama into 17 turnovers while Ole Miss, Vanderbilt, Kentucky and South Carolina each had 16. TCU had 19. The Razorbacks have forced at least 15 turnovers 15 times this season, including a season-high 27 in the season opener versus Rice.  
**^ The 17.10 turnovers forced ranks 17th NCAA / 1st SEC.**
- Arkansas only committed 10 turnovers at Alabama and have committed 10 or less 10 times this season.  
**^ The 12.0 turnovers committed ranks 52nd-fewest in the NCAA / 2nd SEC**  
**^ The 251 turnovers committed ranks 44th-fewest NCAA / 2nd SEC.**

### Taking Care of the Ball in SEC Play

- Since SEC play began, Arkansas has taken care of the ball and shared the ball better than the non-conference season. In league play, the Hogs have 88 assists, a league-high 59 steals, a league-low 77 turnovers and a league-high 120 turnovers forced.
- In SEC play, **ARKANSAS LEADS THE LEAGUE** in assist-to-turnover ratio (1.1).
- In SEC play, **ARKANSAS IS THE ONLY TEAM TO AVERAGE SINGLE-DIGIT TURNOVERS** (9.6/gm) while forcing the most turnovers (15.0/gm).
- In SEC play, **ARKANSAS LEADS THE LEAGUE** in turnover margin (+5.4).  
 • The next closest is Florida at +1.4.

### Nothing But NET

- Arkansas is 1-of-4 SEC teams and 1-of-10 teams nationally who have played two or fewer games against teams ranked above 200 in the NET.  
 ^ Other SEC teams include Mississippi State, Alabama and Florida.  
 ^ Others nationally including West Virginia, California, Duke, Georgia Tech, Minnesota and Oregon.  
 ^ West Virginia has played only one game versus a team with a 200-plus NET ranking.

### The Last Six Games

- Arkansas is just 3-3 the last six games, but not for the lack of effort by Mason Jones and Jimmy Whitt. Also, there have been some positive trends.  
 ^ Mason Jones: 20.7 ppg - 7.0 rebs - 23 assists - 8 steals  
 ^ Jimmy Whitt 19.5 ppg - 4.3 rebs - 5 blcks - 9 steals  
 ^ Jalen Harris 18 assists - 7 turnovers • 41.7% from 3PT range (5-of-12)  
 ^ Desi Sills 35.3% from 3PT range (6-of-17)  
 ^ Arkansas has 50 offensive rebounds, including 13 by Chaney  
**^ Arkansas has only been out-rebounded 38.2 to 32.3 (-5.9)**  
 ^ Forced 93 turnovers/committed 63 • Had 39 steals to opponents' 23

● MISCELLANEOUS STATS ●

**DOUBLE-FIGURE SCORING GAMES**

Player	15-16	16-17	17-18	18-19	19-20	Career
Whitt Jr.	9	NA	16	19	17	61
Cylla	14	11	NA	22	-	47
Joe	NA	NA	NA	28	16	44
Jones	NA	NA	NA	22	17	40
Harris	NA	2	NA	11	2	15
Sills	NA	NA	NA	5	8	13
Bailey	NA	1	3	5	2	11
Chaney	NA	NA	NA	6	1	7

**20+ POINT SCORING GAMES**

Player	15-16	16-17	17-18	18-19	19-20	Career
Jones	NA	NA	NA	7	9	16
Whitt Jr.	1	NA	1	6	7	13
Joe	NA	NA	NA	5	5	10
Cylla	3	0	--	7	-	10
Bailey	NA	0	0	1	-	1
Sills	NA	NA	NA	0	1	1

**30+ POINT SCORING GAMES**

Player	15-16	16-17	17-18	18-19	19-20	Career
Jones	NA	NA	NA	2	4	6
Joe	NA	NA	NA	1	2	3
Whitt Jr.	0	NA	0	0	1	1

**3+ THREE-POINTERS IN A GAME**

Player	15-16	16-17	17-18	18-19	19-20	Career
Joe	NA	NA	NA	20	14	34
Jones	NA	NA	NA	12	7	20
Sills	NA	NA	NA	4	2	6
Cylla	3	2	NA	3	-	8

**5+ THREE-POINTERS IN A GAME**

Player	15-16	16-17	17-18	18-19	19-20	Career
Joe	NA	NA	NA	8	7	15
Jones	NA	NA	NA	4	1	5
Cylla	1	0	NA	1	-	2

**DOUBLE FIGURE REBOUNDING GAMES**

Player	15-16	16-17	17-18	18-19	19-20	Career
Whitt Jr.	0	NA	2	5	2	9
Cylla	1	1	NA	1	-	3
Bailey	NA	0	0	0	1	1
Jones	NA	NA	NA	1	1	2
Chaney	NA	NA	NA	0	2	2

**DOUBLE FIGURE ASSISTS GAMES**

Player	15-16	16-17	17-18	18-19	19-20	Career
Harris	NA	0	NA	5	-	5

**DOUBLE-DOUBLES**

Player	15-16	16-17	17-18	18-19	19-20	Career
Whitt Jr.	0	NA	0	5	2	7
Cylla	1	1	NA	1	-	3
Jones	NA	NA	NA	1	1	2
Harris	NA	0	NA	2	-	2
Bailey	NA	0	0	0	1	1

**TRIPLE-DOUBLES**

Player	15-16	16-17	17-18	18-19	19-20	Career
Whitt Jr.	0	NA	0	1	-	1

**5+ ASSIST GAMES**

Player	15-16	16-17	17-18	18-19	19-20	Career
Harris	NA	1	NA	19	3	23
Whitt Jr.	0	NA	8	11	1	20
Jones	NA	NA	NA	5	3	8
Sills	NA	NA	NA	4	-	4
Joe	NA	NA	NA	2	2	4
Chaney	NA	NA	NA	0	1	1

**3+ STEALS IN A GAME**

Player	15-16	16-17	17-18	18-19	19-20	Career
Whitt Jr.	0	NA	8	7	3	18
Joe	NA	NA	NA	6	4	10
Bailey	NA	0	1	3	5	9
Jones	NA	NA	NA	3	6	9
Harris	NA	2	NA	4	3	9
Chaney	NA	NA	NA	2	1	3
Sills	NA	NA	NA	1	-	1
Cylla	0	1	NA	0	-	1

**3+ BLOCKS IN A GAME**

Player	15-16	16-17	17-18	18-19	19-20	Career
Chaney	NA	NA	NA	5	2	7
Bailey	NA	0	1	2	3	6
Whitt Jr.	0	NA	1	1	-	2
Henderson	NA	NA	NA	0	1	1

**RAZORBACK THAT SCORES FIRST**

Mason Jones	FOR UA: 8 (7-2)	OVERALL: 5 (4-1)
Jimmy Whitt Jr.	FOR UA: 7 (6-1)	OVERALL: 4 (3-1)
Desi Sills	FOR UA: 3 (3-0)	OVERALL: 1 (1-0)
Adrio Bailey	FOR UA: 1 (1-0)	OVERALL: 1 (1-0)
Isaiah Joe	FOR UA: 1 (0-1)	OVERALL: 0 (0-0)
Jalen Harris	FOR UA: 1 (1-0)	OVERALL: 0 (0-0)

**Recapping Non-Conference**

Now that all the non-conference games are wrapped up, here is a quick review of Arkansas' non-conference season:

- ^ **The NCAA NET has Arkansas' non-conference Strength of Schedule at 12 - tied with LSU for best in the SEC.**
- ^ **WarrenNolan.com had Arkansas' non-conference RPI as #4 and SOS is #14.**
- ^ Was 3-0 versus Power 5 Conferences (won at Georgia Tech and Indiana; defeated TCU).
- ^ Arkansas' 12-1 record was second-best in the SEC behind Auburn (13-0).
- ^ **Of the 13 teams Arkansas played, five are in first place in their league and a total of eight are within a game of first.**
- **Leading their conference:** Tulsa (7-1), North Texas (8-2), Montana (8-3), Texas Southern (7-1), Austin Peay (10-0).
- **Second place:** Western Kentucky (7-3 - one game out of 1st behind North Texas) and Northern Kentucky (8-3 - one game out of 1st).
- South Dakota (7-3) is 3rd in the Summit, but one game out of 1st.

**ARKANSAS HAS BEST SCORING TRIO IN SEC**

Arkansas is the only team in the SEC to feature:

- ^ **Three players in the league's top 10 for scoring for the season**
- Mason Jones (1st / 19.8) • Isaiah Joe (7th / 16.0) • Jimmy Whitt Jr. (8th / 15.4)
- **IN SEC GAMES:** Arkansas is the only team in the league to feature:
- ^ **Two players in the league's top 5 for scoring**
- Mason Jones (4th / 19.8) • Jimmy Whitt Jr. (5th / 17.8)

**MASONRY: Building an Impressive Resume; Coming off Career Games**

Mason Jones is **THE ONLY PLAYER IN THE SEC** to lead his team in scoring, rebounds, assists and steals.  
 Mason Jones is **THE ONLY PLAYER IN THE SEC** to lead his team in rebounding and assists.  
 Mason Jones is **THE ONLY PLAYER IN THE SEC** to rank among the top 20 in:  
 ^ Scoring (1st) and Rebounds (15th) while ranking among the top 11 in steals (5th) and assists (11th).

• **JONES ONLY NEEDS 142 POINTS FOR 1,000 IN HIS CAREER. At his current pace, he will reach the total vs Tennessee Feb. 26.**

- Jones has pulled down at least five rebounds in 18 of his 20 games played this season.
- Jones has scored at least 20 points in four straight games. The last player to score 20-plus in five straight games was Daryl Macon, who did it seven times in 2019.
- Versus South Carolina, Jones recorded his second career double-double as he scored 34 points (an SEC career high and 2nd most for his career overall) while grabbing a career-high 12 rebounds. He also led the team in assists (4). Jones scored 26 in the second half and was 15-of-16 from the free throw line overall.
- ^ The 15 free throws made are the most by a Razorback since Corliss Williamson sank 17 (of 22) versus Ole Miss on Feb. 18, 1995.
- ^ Jones is the first Razorback since Bobby Portis to have a 30-10 double-double (Vanderbilt Jan. 19, 2015).
- ^ Jones is the first Razorback to have at least 34 points and 12 rebounds since Mario Credit (34 and 13) versus Loyola Marymount on Mar. 16, 1989.
- At Alabama, Jones scored 30 points with five rebounds and three steals.
- ^ His 10 field goals made were an SEC career-high while his 20 shot attempts were a career-high.
- ^ He scored 17 in the first half on 6-of-9 shooting - 2-of-3 from 3-point range
- ^ He was a career-worst 6-of-13 at the free throw line and just 3-of-7 in the second half but his three makes came in the final 31 seconds to help secure the win.

**Mason Jones is THE TEAM LEADER**

Mason Jones leads the Razorbacks in:  
**Scoring (19.8) • Rebounding (6.4) • Assists (6.9) • Steals (3.6)**

- Eight times this season, Jones has led the team (or tied for the team lead) in 3 of the 4 categories in the same game. Jones' game highs include:
- ^ RICE Scoring (32) - - Steals (5)
- ^ NTX Scoring (16) Rebounds (6) Assists (2) -
- ^ MONT Scoring (19) - Assists (4) Steals (4)
- ^ S DAK - Rebounds (7) - -
- ^ GA TECH Scoring (24) - - -
- ^ TULSA Scoring (41) - Assists (4) Steals (7)
- ^ VALPO - Rebounds (9) Assists (4) -
- ^ IND - - Assists (6) -
- ^ TAM Scoring (17) Rebounds (6) - Steals (3)
- ^ LSU Scoring (24) - Assists (4) Steals (2)
- ^ Ole Miss - Rebounds (6) Assists (9) Steals (3)
- ^ Vandy - - Assists (8) -
- ^ Kentucky Scoring (19) Rebounds (6) Assists (2) -
- ^ Miss State Scoring (20) Rebounds (7) Assists (4) Steals (1)
- ^ TCU Scoring (20) - - -
- ^ USC Scoring (34) Rebounds (12) Assists (4) Steals (1)
- ^ Bama Scoring (30) - - -

**20-20**

• Prior to this season, Arkansas did not have the same two players score at least 20 points in back-to-back game since Michael Washington and Courtney Fortson accomplished the feat in 2008-09 versus NC Central and Austin Peay.

• This season, Arkansas has done it twice.

- ^ The first time, Mason Jones and Isaiah Joe teamed up to do it in three straight games (first time that had happened since Corliss Williamson and Scotty Thurman in 1994-95).
- ^ Mason Jones and Jimmy Whitt have each scored 20 in each of the last two games.

• **FIRST: ^ 12/14/19 Tulsa Joe: 20 / Jones: 41**  
**^ 12/21/19 Valpo Joe: 21 / Jones: 20**  
**^ 12/29/19 at Indiana Joe: 24 / Jones: 21**  
 • **SECOND: ^ 01/22/20 Miss State Whitt: 20 / Jones: 20**  
**^ 01/25/20 TCU Whitt: 20 / Jones: 20**

## 30-30-30

- A Razorback has scored at least 30 points seven times this season. That is the most since 1984-95 (all seven that season were by Joe Kleine).
- ^ Mason Jones has four, 30-point games including 41 vs Tulsa • 34 vs South Carolina • 32 vs Rice • 30 at Alabama
- ^ Isaiah Joe has two, 30-points games including 34 at Ole Miss • 33 vs Texas Southern
- ^ Jimmy Whitt Jr., scored a career-high 30 points versus Vanderbilt
- Arkansas also had three players score at least 30 last season, including **Daniel Gafford** (32 vs LSU) • **Mason Jones** (30 vs Florida 30 vs Miss State) • **Isaiah Joe** (34 vs FIU)

## 50-60-70

- Coach Muss said the TCU game was "our best game of the year."
- ^ The Razorbacks shot 54.0% FG (27-50) • 66.7% 3PT (6-9) • 72.0% FT (18-25)
- The most recent times Arkansas went 50-60-70 were in 2015-16:
- ^ Miss State (1/19/16) shot 50.0% FG (28-56) • 66.7% 3PT (16-24) • 76.9% FT (10-13)
- ^ Evansville (12/08/15) shot 53.8% FG (28-52) • 69.2% 3PT (9-13) • 80.0% FT (24-30)
- Arkansas did accomplish the feat for the game at Alabama, but did so in the second half to out-score the Tide 46-39.
- ^ In the 2nd Half at Bama, the Razorbacks shot 51.9% FG (14-27) • 60.0% 3PT (3-5) • 75.0% FT (15-20)

## Master of the Midrange

- Per @SportsReference (via @HogStats), **Jimmy Whitt Jr. (15.4 ppg and 0-of-1 3PT) is the only Power 5 guard since 1992-93 that averages at least 15.0 points per game without making a 3-pointer.** Overall, he is one of just 10 guards regardless of conference affiliation over the span.
- Whitt ranks 2nd in the SEC in field goals made (135) while ranking 3rd in the SEC in FG% (.527).
- **Whitt ranks 7th in the NCAA among guards in FG% (.527).**
- (@HogStats) In the 3-point era, **Razorback guards have scored 20-plus points in a game without making a 3-pointer nine times. Whitt has accomplished the feat seven times** while Corey Beck and Robert Shepherd each did it once.
- Jimmy Whitt Jr., – the Razorback point guard – is putting up numbers similar to those of the SEC's premier big men.
- Whitt has made 135 FG - second-most in the SEC ahead of such big men as Reggie Perry (129) and Nick Richards (114).
- Whitt is shooting 52.7% to rank 3rd in the SEC
- ^ The SEC leaders are post players UK's Nick Richards (65.9% - 1st), Florida's Keyontae Johnson (53.7% - 2nd), Whitt and Mississippi State's Perry (51.6% - 4th).

## Chaney's Efficiency

- Reggie Chaney is shooting an incredible 71.7% from the field (33-of-46) for the season. While he does not have enough attempts to qualify for the NCAA/SEC leaders, Chaney would rank second the nation behind of Kansas' Udoka Azubuike' (76.0% • 111-of-146).
- **Chaney has made 22 of his last 29 shots (75.9%)** including a streak of 13 consecutive field goals made to start the span.
- Chaney was 0-of-3 in the first half versus TCU, but was 3-of-3 in the second half, scoring six straight points for the Hogs to push a 3-point lead into a 9-point lead. He was an SEC career-best 4-of-5 at the free throw line at Alabama.

## Chaney's Positive Influence

- **While Arkansas is 2-3 over its last four games, Chaney is the only Razorback with a positive Plus-Minus in each of the three losses (+2 Kentucky • +12 Mississippi State • +11 South Carolina)**
- Chaney was also +12 in the Vanderbilt win and had a season-high +15 in the South Dakota win.
- Overall, Chaney has a +8.0 plus-minus per 40 minutes this season.

## So Far, This is the Both THE Worst and THE Best Rebounding Year in History

- Arkansas knew all along with the loss of Daniel Gafford (8.7 rpg last season) and no size returning, rebounding was going to be an issue. Of the 350 NCAA Division I schools...
- Arkansas ranks 327th NCAA/14th SEC in offensive rebounds per game (7.52 avg).
- Arkansas ranks 334th NCAA/14th SEC in rebound margin (-5.3 avg).
- Arkansas ranks 298th NCAA/14th SEC in total rebounds per game (32.95 avg).
- Arkansas ranks 198th NCAA/10th SEC in defensive rebounds per game (25.43 avg) ... **BUT SEE BELOW**
- **THIS IS THE WORST OFFENSIVE REBOUNDING YEAR DATING BACK TO 1986-87\***
- ^ Arkansas gets 7.52 offensive boards while opponents get 26.27 defensive boards.
- ^ Arkansas gets a **program-worst 21.47% of available rebounds on the offensive end.**
- **HOWEVER .... THIS IS THE BEST DEFENSIVE REBOUNDING YEAR DATING BACK TO 1986-87\***
- ^ Arkansas gets 25.43 defensive boards while opponents only get 10.27 offensive boards.
- ^ Arkansas gets a **PROGRAM-BEST 70.26% OF AVAILABLE REBOUNDS ON THE DEFENSIVE END.**
- \* - stat courtesy of [HogStats.com](http://HogStats.com) - offensive/defensive boards not separated prior to 1986-87 season.

## Whitt: 40-Minute Man

- Jimmy Whitt Jr., played a complete game at LSU ... figuratively and literally as he scored a then SEC career-high in points (22) .... and he played ALL 40 MINUTES.
- Whitt then played all 40 minutes in the win over TCU. Not only did he score 20 points, he completely shutdown TCU's top scorer Desmond Bane by face-guarding him the whole game. Bane was just 3-of-6 and scored just six points.
- Whitt is the first Razorback to play all 40 minutes of a regulation game since Julysse Nobles accomplished the feat versus Louisville (11/17/09).
- ^ At Georgia Tech, Whitt played 43:47 in an overtime win.
- ^ At Western Kentucky, Whitt played 43:28 in an overtime loss.
- ^ At Ole Miss, Whitt played 39:28 in the win
- ^ At Alabama, Whitt played 39:09 in the win.

## Just A Minute

- Thanks to two overtime games, Jimmy Whitt Jr., Isaiah Joe and Mason Jones rank among the SEC top 11 in minutes played.
- ^ **Jimmy Whitt Jr. 24th NCAA / 2nd SEC 36:39 minutes per game**
- ^ **Isaiah Joe 41st NCAA / 3rd SEC 35:53 minutes per game**
- ^ **Mason Jones 221st NCAA / 11th SEC 33:09 minutes per game**

## • ABOUT ARKANSAS •

Location.....	Fayetteville, Ark.
Enrollment.....	27,559
Founded.....	1871
Colors.....	Cardinal (PMS 201) and White
Nickname.....	Razorbacks
Conference.....	Southeastern (SEC)
System President.....	Dr. Donald R. Bobbitt (Arkansas, 1980)
Chancellor.....	Dr. Joseph E. Steinmetz (C. Michigan, 1977)
Vice Chancellor / AD.....	Hunter Yurachek (Guilford, 1990)
Faculty Representative.....	Gerald Jordan (Arkansas, 1970)
Arena (Capacity).....	Bud Walton Arena (19,200)

## • HISTORY

First Year of Basketball.....	1923-24
Seasons.....	97th
Overall Conference Championships.....	24 (2 SEC, 22 SWC)
NCAA Tournament Bids.....	33
• NCAA Tournament Record.....	42-32 (.568)
National Championships.....	1 (1994)
National Runner-Up.....	1 (1995)
NCAA Final Fours.....	6 (1941, 1945, 1978, 1990, 1994, 1995)
NCAA Elite Eight.....	6 (1978, 1979, 1990, 1994, 1995)
NCAA Sweet 16.....	10
NIT Record (App.).....	6-5 (4)

## • BASKETBALL STAFF

Head Coach.....	Eric Musselman
• Alma Mater/Year.....	San Diego, 1987
• at Arkansas.....	16-5 (1st year)
• As Collegiate Head Coach.....	126-39 (5th year)
• As Professional Head Coach.....	508-392 (.634 - 14 seasons)
• SEC Record.....	4-4 (1st year)
• In Bud Walton Arena.....	11-2 (1st year)
Assoc HC.....	Chris Crutchfield (Nebraska-Omaha, 1992 • 1st yr)
Asst Coach.....	Corey Williams (Oklahoma State, 2002 • 1st yr)
Asst Coach.....	Clay Moser (Wisconsin-La Crosse, 1987 • 1st yr)
Dir. of Ops.....	Anthony Ruta (Arizona State, 2012 • 1st yr)
Special Asst to HC.....	Hays Myers (LSU, 2016 • 1st yr)
Video Coord.....	Riley Hall (Arkansas, 2016 • 4th yr)
Dir. of Recruiting.....	Michael Musselman (San Diego, 2018 • 1st yr)
Recruiting Coord.....	Patrick Ackerman (Detroit Mercy, 2016 • 1st yr)
Dir. of S-A Devel.....	Earl Boykins (Eastern Michigan, 1998 • 1st yr)
Dir. of Multimedia.....	Martina Wood (North Carolina, 2010 • 1st yr)

## SASSY'S RED HOUSE

January 6	January 20
January 27	February 3
February 24	March 2

## SUNDAYS • JAN 5 THROUGH MAR 8

KATV - Sunday - 10:30PM
KFSM - Sunday - 10:30PM
KXNW - Sunday - 9:30PM
Cox Sports Television - Tuesday - 6:00PM
Fox Sports Southwest - Tuesday - 4:30PM

**2019-20 RECORD BREAKDOWN**

**RECORD BREAKDOWN**

At Home	11-2
On The Road	4-3
Neutral	1-0
White Uniforms	5-0
White '94 Throwback Uniforms	7-1
White "Hog" Uniforms	0-1
Cardinal Uniforms	4-3

**GENERAL**

When Arkansas controls the tip	9-2
When opponent controls the tip	7-3
When Arkansas scores first	9-2
When opponent scores first	7-3

**LEADS AND DEFICITS**

<b>Leading at the half</b>	<b>12-1</b>
home: 11-0   road/neutral 1-1	
<b>Tied at the half</b>	<b>0-0</b>
home: 0-0   road/neutral 0-0	
<b>Trailing at the half</b>	<b>4-4</b>
home: 0-2   road/neutral 4-2	
Games decided by 5 points or fewer	4-2
Games decided by 10 points or fewer	6-3
<b>With 5:00 left in reg.</b>	Leading: 12-1   Trailing: 4-4
<b>With 2:00 left in reg.</b>	Leading: 15-2   Trailing: 1-3
Overtime games	1-1

**OFFENSE**

Scoring less than 70 points	6-1
Scoring 70-79 points	6-4
Scoring 80-89 points	2-0
Scoring 90-99 points	2-0
Scoring 100+ points	0-0
2 Players Or Less in Double Figures	2-2
3 Players in Double Figures	11-3
4 Players in Double Figures	3-0
5 Players in Double Figures	0-0
6 Players in Double Figures	0-0
1 Player Scores 20+ Points	5-1
2+ Players Score 20+ Points	6-2
When shooting 50 percent or higher	3-0
When shooting less than 50 percent	13-5

**REBOUNDING/TURNOVERS**

When out-rebounding opponent	4-0
When out-rebounded	12-4
When rebounds are even	0-1
When grabbing 10+ offensive reb	4-1
When forcing 15+ turnovers	12-3
When committing less than 15 turnovers	13-3
When committing 15+ turnovers	3-2

**When Top Scorer Is (Includes Ties)**

Mason Jones	Season: 8-4	Career: 15-7
Isaiah Joe	Season: 6-0	Career: 8-4
Jalen Harris	Season: 0-0	Career: 1-1
Desi Sills	Season: 1-0	Career: 1-1
Jimmy Whitt Jr.	Season: 5-1	Career: 10-8
Jeantal Cylla	Season: 0-0	Career: 3-8

**When Top Rebounder Is (Includes Ties)**

Mason Jones	Season: 5-3	Career: 7-5
Adrio Bailey	Season: 4-1	Career: 6-1
Jimmy Whitt Jr.	Season: 3-1	Career: 9-10
Reggie Chaney	Season: 3-0	Career: 5-0
Jeantal Cylla	Season: 0-0	Career: 0-4
Desi Sills	Season: 1-0	Career: 1-0
Isaiah Joe	Season: 2-1	Career: 2-1

**Months**

In November	7-0
In December	4-1
In January	4-3
In February	1-0
In March	0-0

• This is not a new phenomenon for Coach Musselman. At Nevada, three players ranked among the Mountain West top 10 in minutes played (each over 34) last season while two players were among the top four in minutes played in 2016-17 and 2017-18.

**Hogs Better at FT Line in 2nd Half of Games**

- Arkansas has shot above 70 percent at the free throw line 12 times this season – including a season-best 94.4% (17-of-18) at LSU. Arkansas was 22-of-27 at Ole Miss (.815).
- The team has struggled a couple of games recently – shooting just 8-of-15 (.533) vs Vandy, just 6-of-11 (.545) at Mississippi State and missing 14 free throws (28-of-40) in the two-point loss to South Carolina. However, Arkansas shot 72% in the win over TCU, including 14-of-18 in the second half.
- **HOWEVER, ARKANSAS IS SHOOTING 79.5% (221-278) FROM THE CHARITY STRIPE IN THE SECOND HALF** compared to just 62.0% (103-of-166) in the first half. Leading the second-half surge are:  
**^ Jimmy Whitt Jr. - 87.5% | Jalen Harris - 85.7% | Mason Jones - 85.6% | Isaiah Joe - 85.4% | Desi Sills - 83.3%**

**3-Ball Streak Continues**

- **LAST YEAR:** Mason Jones made a 3-pointer at 18:43 of the first half at South Carolina (Feb. 9, 2019) to mark the 1,000th-straight game Arkansas made at least one triple.
- Arkansas fans were getting nervous the streak might end versus Texas Southern. The Razorbacks were 0-of-13 from distance in the first half. However, Isaiah Joe opened the second half with a triple and would make six in the period en route to 29 second-half points - 33 total.
- Arkansas ranks fourth-tied on the NCAA active list of teams that have made at least one 3-pointer.  
 1. UNLV 1,093 consecutive games (thru 2/1 - next 2/5)  
 2. Duke 1,080 consecutive games (thru 2/1 - next 2/4)  
**3. ARKANSAS 1,032 CONSECUTIVE GAMES**  
 Western Kentucky 1,032 consecutive games (thru 2/1 - next 2/6)
- UNLV and Princeton have made a 3-pointer in every game since the NCAA adopted the rule in 1986-87. Kentucky and Vanderbilt are the only other teams to make a 3-pointer in over 1,000 games.  
 ^ The Wildcats' streak ended March 2018 at 1,047 games (0-for-6 vs. Davidson in NCAA first round).  
**^ The Commodores' streak ended Jan. 15, 2020 at 1,080 games (0-for-25 vs. Tennessee).**
- **The last game Arkansas did not make a 3-pointer was when the Razorbacks went 0-for-2 at Texas on Jan. 07, 1989.**

**Jones in the Clutch**

- Mason Jones banked home a game-winning 3-pointer with 0.1 seconds left on the clock in overtime to lift Arkansas to a 62-61 win at Georgia Tech. Jones has made clutch inside the final seconds on three other occasions – twice to give Arkansas leads and once to secure a win.  
 ^ **In game three last year versus Indiana:** Jones was fouled when getting a defensive rebound with two seconds left. Jones sank the first free throw to put Arkansas up one (73-72) then missed the second on purpose, forcing Indiana to heave a full-court shot as time expired.  
 ^ **On Feb. 2, 2019 at #19 LSU:** Arkansas was down one (89-88) with 2:01 left. Nether team scored until Jones sank a runner in the lane with 22 seconds left for a 90-89 Razorback lead. LSU had three chances to score inside the final 22 seconds, but missed them all.  
 ^ **On Feb. 5, 2019 vs Vanderbilt:** After LSU, Arkansas was in another barn-burner. Keyshawn Embry-Simpson made a 3-pointer with 14 seconds left to put the Hogs up one (67-66). After a turnover by Vandy, Jones was fouled with seven seconds left and he sank both free throws for a 3-point lead (69-66). Vandy missed a long 3-pointer as time expired.
- **Versus Tulsa,** it wasn't as dramatic, but a buzzer-beater none the less. As the buzzer sounded, Jones shot a long 3-pointer at the top of the key. It hit the front of the rim, took a high bounce and went through the net to give Arkansas a 16-point led (50-34) at halftime.
- **In the come-from-behind wins versus Valpo and at Indiana,** Jones sank back-to-back 3-pointers to give the Razorbacks a lead they would not relinquish.  
 ^ vs Valpo: hit a triple at 1:24 to tie game and another with 53 seconds left for a 3-point lead.  
 ^ at Indiana: hit a triple at 2:50 to give Arkansas a 2-point lead and another at 2:04 for a 5-point lead.

**Joe Named SEC co-Player of the Week vs Indiana**

- Arkansas sophomore Isaiah Joe was selected the SEC Co-Player of the Week after leading the 11-1 Razorbacks to a win at Indiana. Joe shared the honor with Kentucky's Nick Richards.
- Joe scored 24 points and added five rebounds as the Razorbacks claimed their first ever road win at a Big Ten member (now 1-7).  
 ^ Joe played all 20 minutes of the second half and scored 18 points in the period. He helped Arkansas overcome a 38-33 halftime deficit, an 11-point deficit with 16 minutes to play and a 9-point deficit with eight minutes remaining.  
 ^ With Arkansas down 11, Joe scored 15 or Arkansas' final 32 points as the Razorbacks closed the game on a 32-14 run, including a 19-3 run over the final eight minutes.  
 ^ First, Joe made three 3-pointers to trim Arkansas' 11-point deficit to two.  
 ^ Later, with Arkansas down nine, Joe hit a turnaround jumper on the right elbow to tie the game, 61-61.  
 ^ Joe sealed the win by going 4-of-4 at the free throw line over the final 27 seconds.  
 ^ Joe recorded his seventh game this season with at least five rebounds.  
 ^ Joe drained six 3-pointers in the game.

**Jones: SEC Player Of The Week Episodes I and II (Rice and Tulsa)**

- Arkansas junior guard Mason Jones has been named the SEC Player of the Week twice this season.
- FIRST:** Scored a then career-high 32 points in the season-opening win over Rice. He not only set a career high for points, but he established career highs in field goals made (12), field goals attempted (18) and steals (5). He had seven rebounds (his 3rd-best career total), was 4-of-8 from 3-point range and 4-of-4 from the free throw line.  
 • The 32 points by Jones were the second-most by a Razorback in a season opener and marked the third, 30-point game in Jones' career. His 17 first-half points nearly matched that of the Rice team (19).
- SECOND:** Scored a career-high 41 points and added six rebounds, while leading the team in assists (4) and steals (4). He tied career highs by going 12-of-18 from the field (7-of-7 from 2-point range) while going 5-of-11 from 3-point range and 12-of-13 at the free throw line.  
 • 41 points ties for 6th-most in the NCAA this season and ties for 7th-most in Arkansas history.  
 • In the first half, Jones scored 20 points, including a long 3-pointer at the buzzer for a 16-point halftime lead. He also had three steals, two assists and a blocked shot.  
 • In the second half, after Tulsa worked its 16-point deficit to nine (68-59 with 11:49 left), Jones scored 15 straight for



## MASON JONES:

- **LEADS SEC IN SCORING • LEAGUE-BEST, 3x SEC PLAYER OF THE WEEK**
- **4TH IN NCAA IN SCORING AMONG NCAA POWER LEAGUES**  
 Markus Howard (Marquette) • 1st / 27.9 ppg      Luka Garza (Iowa) • 4th / 23.0 ppg  
 Myles Powell (Seton Hall) • 10th / 21.4 ppg      **MASON JONES (ARKANSAS) • 30TH / 19.8 PPG**
- **THE ONLY PLAYER IN THE SEC TO LEAD HIS TEAM IN**  
 - Scoring, Rebounding, Assists and Steals  
 - Rebounding and Assists
- **Only SEC players to lead their team in Scoring and Rebounding:**

- Mason Jones (ARK)	19.8 ppg	6.4 rpg
- Reggie Perry (MSU)	17.2 ppg	10.0 rpg
- Kerry Blackshear (UF)	14.0 ppg	8.3 rpg
- Josh Nebo (TX A&M)	11.5 ppg	6.9 rpg

the Razorbacks during an 18-5 run to give Arkansas a 22-point lead (86-64) with 6:00 left.

## Hey Joe, Where you Going With Ball in Your Hand?

- Isaiah Joe went into several record books last season. He set four school records for 3-pointers, two SEC freshman records (while being just the fourth SEC frosh to lead the league 3PT%) and made the fourth-most 3-pointers by a freshman in NCAA history.
- **Joe made six 3-pointers at Indiana to enter the Arkansas career top 10 for 3-pointers made.**  
 ^ **CURRENTLY, Joe has made 185 triples (in 53 career games) to rank 7th on the school's all-time list.**  
 ^ By comparison, next on the list is Lee Mayberry, who made 218 treys in 139 career games.

## Five Saturdays Sold Out

- Arkansas sold out Bud Walton Arena (19,200) for the SEC opener versus Texas A&M and when #10 Kentucky came to town. They were the program's largest crowd since Dec. 3, 2016 versus Austin Peay with a crowd of 19,483.
- Arkansas' remaining Saturday games this season are also sold out, including TCU (Jan. 25), Mississippi State (Feb. 15) and Missouri (Feb. 22).

## Hogs Hold 1st 2 Opponents to 0-For-32 From "3" Over Span; Other 0-For's

- Did you know, Arkansas' defense forced two opponents to miss a combined 32 consecutive 3-pointers over the first two games? Rice missed its first 3PT attempt, made its next two and **missed its last 22 ...** North Texas **missed its first 10** and finished the game making 2-of-its-last-7.
- In game three, Montana **missed its first 10** (0-of-6 in the first half) and finished the game making 2-of-its-last-6.
- **Over a three-game span** (first half of Rice, all of North Texas and into second half of Montana, **Arkansas held its opponents to 2-of-49 (4.1 percent)** from 3-point range.
- Indiana missed its last six 3-point attempts and Ole Misses missed all five second-half attempts.

## RECORD WATCH

### Arkansas Career - 3's Made

1.	366	Pat Bradley	1996-99
2.	274	Rotnei Clarke	2009-11
3.	267	Scotty Thurman	1993-95
4.	237	Anthlon Bell	2013-16
5.	226	Todd Day	1989-92
6.	218	Lee Mayberry	1989-92
7.	<b>185</b>	<b>ISAIAH JOE</b>	<b>2019-PRES.</b>
8.	168	Jannero Pargo	2001-02
9.	160	Eric Ferguson	2003-06
10.	155	Dusty Hannahs	2016-17
--	<b>117</b>	<b>MASON JONES</b>	<b>2019-PRES.</b>

### Arkansas Career - 3's Attempted

1.	915	Pat Bradley	1996-99
2.	653	Rotnei Clarke	2009-11
3.	642	Anthlon Bell	2013-16
4.	618	Scotty Thurman	1993-95
5.	588	Todd Day	1989-92
6.	514	Lee Mayberry	1989-92
7.	<b>485</b>	<b>ISAIAH JOE</b>	<b>2019-PRES.</b>
8.	480	Eric Ferguson	2003-06
9.	452	Stef Welsh	2007-10
10.	431	Brandon Dean	1999-02
--	<b>329</b>	<b>MASON JONES</b>	<b>2019-PRES.</b>

### Arkansas Career 3's Made SEC GAMES ONLY

1.	366	Pat Bradley	1996-99
2.	274	Rotnei Clarke	2009-11
3.	267	Scotty Thurman	1993-95
4.	237	Anthlon Bell	2013-16
5.	226	Todd Day	1989-92
6.	218	Lee Mayberry	1989-92
7.	168	Jannero Pargo	2001-02
8.	160	Eric Ferguson	2003-06
9.	155	Dusty Hannahs	2016-17
10.	153	Jonathon Modica	2003-06
--	<b>87</b>	<b>ISAIAH JOE</b>	<b>2019-PRES.</b>

### Arkansas Career 3's Att. SEC GAMES ONLY

1.	429	Pat Bradley	1996-99
2.	336	Rotnei Clarke	2009-11
3.	326	Anthlon Bell	2013-16
4.	303	Scotty Thurman	1993-95
5.	266	Eric Ferguson	2003-06
6.	263	Jonathon Modica	2003-06
7.	223	Brandon Dean	1999-02
8.	<b>222</b>	<b>ISAIAH JOE</b>	<b>2019-PRES.</b>
9.	221	Jannero Pargo	2001-02
10.	217	Stef Welsh	2007-10





**BEST WINNING PERCENTAGE**  
among active NCAA Division I head coaches

(min 4 yrs)

(stats.NCAA.org/head\_coaches • Thru Feb 1 2020)

1	Mark Few, Gonzaga	.828	591-123	21st yr
2	Roy Williams, North Carolina	.782	881-245	32nd yr
3	John Calipari, Kentucky	.772	724-214	28th yr
4	Mike Krzyzewski, Duke	.768	1150-347	45th yr
5	Chris Jans, New Mexico State	.768	96-29	4th yr
6	Rick Croy, Cal Baptist (2nd in DI)	.766	164-50	7th yr
7	Bill Self, Kansas	.765	698-214	27th yr
8	<b>ERIC MUSSELMAN, ARKANSAS</b>	<b>.764</b>	<b>126-39</b>	<b>5th yr</b>
9	Sean Miller, Arizona	.738	399-142	16th yr
10	Steve Forbes, ETSU	.733	119-43	5th yr



- Named General Manager of CBA's Rapid City Thrillers at age of 22. The next year, became head coach of the Thrillers at he age of 23, the youngest coach in CBA history.
- From 1990-1997, had 24 players called up to the NBA, the highest number in the league during that span ... The only person in CBA history to coach in five league All-Star Games (1990, 1992, 1993, 1994, 1997)
- The first coach in professional basketball history to win 100 games by the age of 28.
- At the age of 37, named head coach of the Golden State Warriors ... He and his father, Bill, were first father-son combination to both become head coaches in NBA history.
- In 2003, was runner-up to San Antonio's Gregg Popovich for NBA Coach of the Year Award voting (231 points, including 26 first-place votes).
- Only needed 130 games to win his 100th game as a collegiate head coach.

**INDIVIDUAL GAME HIGHS:**

**Most Points:**

at Nevada:	45	Jordan Caroline at New Mexico 01/07/17
	40	Jordan Caroline at Colorado St 02/06/19
	37	D.J. Fenner v UNLV 02/08/17
	34	Marqueze Coleman at Hawai'i 11/16/15
	33	Caleb Martin at Utah 12/29/18
	32	Marcus Marshall at Wyoming 01/14/17
	32	Marcus Marshall at Washington 12/11/16
	32	Tyron Criswell v E. Washington 03/21/16
at Arkansas:	41	Mason Jones vs Tulsa 12/14/19
	34	Mason Jones vs South Carolina 01/29/20
	34	Isaiah Joe at Ole Miss 01/11/20
	33	Isaiah Joe vs Texas Southern 11/19/19
	32	Mason Jones vs Rice 11/05/19
	30	Mason Jones at Alabama 02/01/20
	30	Jimmy Whitt Jr. vs Vanderbilt 01/15/20
SEC Game	34	Isaiah Joe at Ole Miss 01/11/20
	34	Mason Jones vs South Carolina 01/29/20

**SEC Tourney**

**NCAA Tourney**

Bud Walton:	41	Mason Jones vs Tulsa 12/14/19
Road Game:	34	Isaiah Joe at Ole Miss 01/11/20
Neutral Site:	21	Isaiah Joe vs Valpo 12/21/19
Ranked Opp:	19	Mason Jones vs Kentucky 01/18/20
Frosh: --		
Soph:	34	Isaiah Joe at Ole Miss 01/11/20
Junior:	41	Mason Jones vs Tulsa 12/14/19
Senior:	30	Jimmy Whitt Jr. vs Vanderbilt 01/15/20
Season Opener:	32	Mason Jones vs Rice 11/05/19
SEC Opener	17	Isaiah Joe & Mason Jones vs TX A&M 01/04/20

**Most Field Goals Made:**

at Nevada:	17	Jordan Caroline at New Mexico 01/07/17
	13	Cody Martin v Utah State 02/17/18
	12	Jordan Caroline at UNLV 02/25/17
	12	Cameron Oliver v E. Washington 03/21/16
	12	D.J. Fenner v UNLV 02/08/17
at Arkansas:	14	Jimmy Whitt Jr. vs Vanderbilt 01/15/20
	12	Mason Jones vs Tulsa 12/14/19
	12	Mason Jones vs Rice 11/05/19
	11	Isaiah Joe at Ole Miss 01/11/20
	11	Jimmy Whitt Jr. vs South Dakota 11/19/19
	11	Jimmy Whitt Jr. at Alabama 02/01/20

**Most 3-Pointers Made:**

at Nevada:	8	Marcus Marshall at UNLV 02/25/17
	7	6x
at Arkansas:	7	Isaiah Joe at Ole Miss 01/11/20
	6	Isaiah Joe at Indiana 12/29/19
	6	Isaiah Joe vs Texas Southern 11/19/19

**Most Free Throws Made:**

at Nevada:	15	Marcus Marshall v Boise State 02/22/17
	15	Marqueze Coleman v UNLV 01/23/16
	15	Marqueze Coleman at Hawai'i 11/16/15
	14	Jordan Caroline v Rhode Island 11/13/17
	14	Marcus Marshall at Wyoming 01/14/17
at Arkansas:	15	Mason Jones vs South Carolina 01/29/20
	12	Mason Jones vs Tulsa 12/14/19
	9	Isaiah Joe vs Texas Southern 11/19/19
	9	Mason Jones vs North Texas 11/12/19

**Most Rebounds:**

at Nevada:	24	Cameron Oliver v Fresno State 02/1/16
	21	Cameron Oliver at UNLV 02/20/16
	17	Cameron Oliver v Colorado State 03/04/17
	16	6x
at Arkansas:	12	Mason Jones vs South Carolina 01/29/20
	12	Jimmy Whitt Jr. at Western Ky 12/07/19
	11	Reggie Chaney at Alabama 02/01/20
	11	Reggie Chaney vs Northern Ky 11/30/19
	11	Adrio Bailey vs Montana 11/16/19
	10	Jimmy Whitt Jr. vs TX Southern 11/19/19
SEC Game	12	Mason Jones vs South Carolina 01/29/20
SEC Tourney		
NCAA Tourney		
Bud Walton:	12	Mason Jones vs South Carolina 01/29/20
Road Game:	12	Jimmy Whitt Jr. at Western Ky 12/07/19
Neutral Site:	9	Mason Jones vs Valpo 12/21/19
Ranked Opp:	6	Mason Jones vs Kentucky 01/18/20
Frosh: -		
Soph:	11 (2x)	Reggie Chaney vs N. Kentucky & at Alabama
Junior:	12	Mason Jones vs South Carolina 01/29/20
Senior	12	Jimmy Whitt Jr. at Western Ky 12/07/19
Season Opener:	9	Adrio Bailey vs Rice 11/05/19
SEC Opener	6	Mason Jones vs Texas A&M 01/04/20

**Most OFFENSIVE Rebounds:**

at Nevada:	11	AJ West at Pacific 11/21/15
	8	Cameron Oliver v Fresno State 02/1/16
at Arkansas:	5	Reggie Chaney at Alabama 02/01/20
	5	Adrio Bailey vs Montana 11/16/19

**Most DEFENSIVE Rebounds:**

at Nevada:	16	Cameron Oliver v Fresno State 02/1/16
	14	Cameron Oliver v Colorado State 03/04/17
	14	Cameron Oliver at Wyoming 01/14/17
	13	Cameron Oliver v Colorado State 03/11/17
	13	Cameron Oliver at Air Force 02/15/17
at Arkansas:	11	Mason Jones vs South Carolina 01/29/20
	9	Jimmy Whitt Jr. at Western Ky 12/07/19
	9	Reggie Chaney vs Northern Ky 11/30/19
	9	Isaiah Joe at Georgia Tech 11/25/19
	8	2x

**Most Assists:**

at Nevada:	11	Cody Martin v BYU 11/06/18
	11	Cody Martin v Colorado State 02/25/18
	11	Marqueze Coleman v Holy Names 11/30/15
	10	Cody Martin v Little Rock 11/16/18
	10	Cody Martin v Pacific 11/09/18
	10	Marcus Marshall v Colorado State 03/04/17
at Arkansas:	9	Mason Jones at Ole Miss 01/11/20
	8	Mason Jones vs Vanderbilt 01/15/20
	7	Isaiah Joe vs Rice 11/05/19

**SEC Game 9** Mason Jones at Ole Miss 01/11/20

**SEC Tourney**

**NCAA Tourney**

Bud Walton:	8	Mason Jones vs Vanderbilt 01/15/20
Road Game:	9	Mason Jones at Ole Miss 01/11/20
Neutral Site	4	2x
Ranked Opp:	2	3x
Frosh: -		
Soph:	7	Isaiah Joe vs Rice 11/05/19
Junior:	9	Mason Jones at Ole Miss 01/11/20
Senior:	5	Jimmy Whitt Jr. vs Rice 11/05/19
Season Opener:	7	Isaiah Joe vs Rice 11/05/19
SEC Opener	5	Jalen Harris vs Texas A&M 01/04/20

**Most Steals:**

at Nevada:	5	Caleb Martin v California Baptist 11/19/18
	5	Jordan Caroline at San Diego St 02/12/17
	5	Marqueze Coleman at New Mexico 12/30/15
	4	17 times
at Arkansas:	5	Mason Jones at Georgia Tech 11/25/19
	5	Isaiah Joe vs Texas Southern 11/19/19
	5	Mason Jones vs Rice 11/05/19
	4	6x

**SEC Game 4** Jimmy Whitt Jr. at Alabama 02/01/20

**SEC Tourney**

**NCAA Tourney**

Bud Walton:	5	Mason Jones vs Rice 11/05/19
Road Game:	5	Mason Jones at Georgia Tech 11/25/19
Neutral Site:	3	Adrio Bailey & Jimmy Whitt vs Valpo 12/21/19
Ranked Opp:	3	Adrio Bailey vs Kentucky 01/18/20
Frosh: -		
Soph:	5	Isaiah Joe vs Texas Southern 11/19/19
Junior:	5	Mason Jones (2x)
Senior:	4	2x
Season Opener:	5	Mason Jones vs Rice 11/05/19
SEC Opener	3	Mason Jones vs Texas A&M 01/04/20

**Most Blocked Shots:**

at Nevada:	6	Cameron Oliver v Morehead State 04/01/16
	5	7x
at Arkansas:	5	Adrio Bailey vs Valpo 12/21/19
	5	Adrio Bailey vs Texas Southern 11/19/19
	4	Adrio Bailey at LSU 01/07/20
	3	Reggie Chaney at Western Ky 12/07/19
	3	Reggie Chaney vs South Dakota 11/22/19
SEC Game 4	Adrio Bailey at LSU 01/08/20	
SEC Tourney		
NCAA Tourney		
Bud Walton:	5	Adrio Bailey vs Texas Southern 11/19/19
Road Game:	3	Reggie Chaney at Western Ky 12/07/19
Neutral Site:	5	Adrio Bailey vs Valpo 12/21/19
Ranked Opp		
Frosh: -		
Soph:	3	Reggie Chaney 2x
Junior:	2	Mason Jones vs Texas Southern 11/19/19
Senior:	5	Adrio Bailey 2x
Season Opener:	1	by 5 players
SEC Opener	1	Adrio Bailey & Jimmy Whitt vs TX A&M 01/04/20

2019-20 SEC STANDINGS										
THRU SAT - Feb. 1, 2020										
	SEC	PCT.	HOME	AWAY	OVERALL	PCT.	HOME	ROAD	NEUTRAL	STRK
1. LSU	8-0	1.000	5-0	3-0	17-4	.810	12-1	4-1	1-2	W10
2. Auburn	6-2	.750	4-0	2-2	19-2	.905	12-0	3-2	4-0	W4
Kentucky	6-2	.750	4-0	2-2	16-5	.762	12-1	3-2	1-2	L1
4. Florida	5-3	.625	4-1	1-2	13-8	.619	7-3	2-4	4-1	W1
Mississippi State	5-3	.625	4-1	1-2	14-7	.667	10-2	2-3	2-2	W2
South Carolina	5-3	.625	3-1	2-2	13-8	.619	8-4	5-2	0-2	W3
7. Alabama	4-4	.500	3-1	1-3	12-9	.571	8-2	2-5	2-2	L2
Arkansas	4-4	.500	2-2	2-2	16-5	.762	11-2	4-3	1-0	W1
Tennessee	4-4	.500	2-2	2-2	12-9	.571	8-4	2-4	2-1	L3
Texas A&M	4-4	.500	1-2	3-2	10-10	.500	7-4	3-2	0-4	L1
11. Georgia	2-6	.250	2-2	0-4	12-9	.571	10-2	1-5	1-2	W1
Missouri	2-6	.250	2-2	0-4	10-11	.476	8-3	1-6	1-2	L1
13. Ole Miss	1-7	.125	0-3	1-4	10-11	.476	7-4	1-6	2-1	L2
14. Vanderbilt	0-8	.000	0-4	0-4	8-13	.381	8-7	0-5	0-1	L9

AP (Feb. 3)		
1 Baylor	19-1	1608
2 Gonzaga	23-1	1567
3 Kansas	18-3	1472
4 San Diego State	23-0	1447
5 Louisville	19-3	1352
6 Dayton	20-2	1271
7 Duke	18-3	1242
8 Florida State	18-3	1188
9 Maryland	17-4	999
10 Villanova	17-4	959
<b>11 AUBURN</b>	<b>19-2</b>	<b>926</b>
12 Seton Hall	16-5	900
13 West Virginia	17-4	827
14 Oregon	18-5	758
<b>15 KENTUCKY</b>	<b>16-5</b>	<b>660</b>
16 Michigan State	16-6	624
17 Iowa	16-6	604
<b>18 LSU</b>	<b>17-4</b>	<b>572</b>
19 Butler	17-5	437
20 Illinois	16-6	373
21 Creighton	17-5	372
22 Penn State	16-5	356
23 Arizona	15-6	164
24 Colorado	17-5	134
25 Houston	17-5	85

COACHES (Feb. 3)			
1 Baylor	19-1	762	
2 Gonzaga	23-1	750	
3 Kansas	18-3	694	
4 San Diego St.	23-0	690	
5 Louisville	19-3	651	
6 Dayton	20-2	616	
7 Duke	18-3	592	
8 Florida State	18-3	520	
9 Maryland	17-4	492	
<b>10 AUBURN</b>	<b>19-2</b>	<b>452</b>	
11 West Virginia	17-4	421	
12 Villanova	17-4	404	
13 Seton Hall	16-5	392	
14 Oregon	18-5	329	
15 Michigan St	16-6	324	
<b>16 KENTUCKY</b>	<b>16-5</b>	<b>320</b>	
<b>18 LOUISIANA STATE</b>	<b>17-4</b>	<b>245</b>	
19 Penn St.	16-5	197	
20 Butler	17-5	193	
21 Illinois	16-6	171	
22 Creighton	17-5	157	
23 Arizona	15-6	110	
24 Colorado	17-5	83	
25 Houston	17-5	55	

ARKANSAS IN THE RANKINGS			
WEEK	AP	COACH	NET
Preseason	--	--	N/A
Nov. 11	RV/11	N/A	N/A
Nov. 18	RV/3	RV/9	N/A
Nov. 25	RV/13	RV/12	N/A
Dec. 2	RV/17	RV/8	N/A
Dec. 9	--	RV/1	N/A
Dec. 16	RV/1	RV/10	23
Dec. 23	--	RV/2	33
Dec. 30	RV/19	RV/14	26
Jan. 6	RV/38	RV/16	24
Jan. 13	RV/65	RV/44	24
Jan. 20	RV/19	RV/12	32
Jan. 27	RV/3	RV/6	28
Feb. 3	--	--	34
Feb. 10			
Feb. 17			
Feb. 24			
Mar. 2			
Mar. 9			
Mar. 16			
FINAL			

The last time Arkansas was ranked in the AP Poll...		
Top 25:	#22	01/01/18
Top 15:	#15	11/14/00
Top 10:	#6	1995 Final Poll
Top 5:	#5	03/07/95
No. 1:	#1	'94-95 Preseason

RECEIVING VOTES: Texas Tech 66, Marquette 31, Ohio State 19, **TULSA 19**, Rhode Island 18, Northern Iowa 17, Wichita State 17, BYU 14, Rutgers 12, Stanford 7, Stephen F. Austin 3, Yale 1, Winthrop 1, Michigan 1, Virginia 1, Bowling Green 1.

RECEIVING VOTES: Texas Tech 31, Rutgers 21; Wichita St. 20; Marquette 18; **TULSA 12**; Yale 10; Ohio St. 9; St. Mary's 8; Rhode Island 8; Stanford 4; Northern Iowa 4; Wisconsin 3; Virginia 3; **INDIANA 2**; Brigham Young 2.

Tuesday, February 4	TV	CT
*Tennessee at Alabama	ESPNU	6:00 pm
<b>*AUBURN AT ARKANSAS</b>	<b>SEC</b>	<b>6:00 PM</b>
*Mississippi State at Kentucky	ESPN	8:00 pm
*Missouri at Texas A&M	SEC	8:00 pm

Wednesday, February 5	TV	CT
*Georgia at Florida	ESPNU	6:00 pm
*South Carolina at Ole Miss	SEC	6:00 pm
*LSU at Vanderbilt	SEC	8:00 pm

Saturday, February 8	TV	CT
*LSU at Auburn	ESPN/2	11:00 a.m.
*Kentucky at Tennessee	CBS	12:00 p.m.
*Texas A&M at South Carolina	SEC	12:00 p.m.
*Florida at Ole Miss	ESPN/2	1:00 p.m.
<b>*ARKANSAS AT MISSOURI</b>	<b>SEC</b>	<b>2:30 P.M.</b>
*Alabama at Georgia	SEC	5:00 p.m.
*Vanderbilt at Mississippi State	SEC	7:30 p.m.

Tuesday, February 11	TV	CT
*Kentucky at Vanderbilt	ESPN	6:00 p.m.
*Mississippi State at Ole Miss	ESPNU	6:00 p.m.
<b>*ARKANSAS AT TENNESSEE</b>	<b>SEC</b>	<b>6:00 P.M.</b>
*Missouri at LSU	SEC	8:00 p.m.

Wednesday, February 12	TV	CT
*South Carolina at Georgia	SEC	5:30 pm
*Alabama at Auburn	ESPN2	6:00 pm
*Florida at Texas A&M	SEC	7:30 pm

Saturday, February 15	TV	CT
<b>*MISS STATE AT ARKANSAS</b>	<b>SEC</b>	<b>12:00 PM</b>
*Ole Miss at Kentucky	ESPN/2/U	1:00 pm
*Georgia at Texas A&M	SEC	2:30 pm
*LSU at Alabama	ESPN/2	3:00 pm
*Auburn at Missouri	ESPN2	5:00 pm
*Tennessee at South Carolina	SEC	5:00 pm
*Vanderbilt at Florida	SEC	7:00 pm

# #PROHOGS

38

» Arkansas has had 38 all-time NBA Draft selections from 36 different players in program history.

16

» The Razorbacks have 16 All-Star game appearances by Joe Johnson (7), Sidney Moncrief (5) and Alvin Robertson (4).

12

» Arkansas has 12 first round NBA Draft picks in program history with Sidney Moncrief going No. 5 overall in 1979.

**#PROHOGS**  
Arkansas has had 29 former players go on to play in the NBA and four are currently on active rosters.

Player	Team	Yrs in NBA	Draft Class
Patrick Beverley	Clippers	8th	2009 - 42nd (LAC)
Daryl Macon *	Heat	2nd	2018-FA
Bobby Portis	Knicks	5th	2015 - 22nd (CHI)
Daniel Gafford	Bulls	1st	2019 - 38th (CHI)

\* - signed two-way contract

G League			
Dusty Hannahs	Memphis Hustle		2nd Year





**Hogs Sign Davonte Davis**


- Arkansas head coach Eric Musselman announced on Nov. 19 that Davonte Davis, a four-star recruit from Jacksonville, signed a National Letter of Intent with the Razorbacks.
- Davis (6-4, 175) is rated 80th on the ESPN Top 100 while ESPN has him the 18th-best shooting guard, the 18th-best player in the region and the second-best player in the state of Arkansas.
- "Our coaching staff is so excited to announce the signing of Davonte "Devo" Davis," Musselman said. "Devo will bring tremendous toughness and versatility to our Arkansas Razorbacks team. We love Devo's ability to be both a playmaker and a scorer at all three levels. He is an elite free throw attempt player and does a great job finishing through contact. From a defensive perspective, Devo will add a long, athletic defender that can guard multiple positions. He is an exhilarating, exciting point guard that Hog fans will love to watch and teammates will love to play with him."
- In other recruiting services, Davis is 100th on the 247Sports Composite and 16th among point guards. Rivals has him ranked 128th nationally and 29th at his position while 247Sports puts him 139th nationally and 21st among point guards. He is also #3 in the state by 247Sports.
- Davis was named to the 2019 USA TODAY All-Arkansas first team as a junior as he averaged 18.5 points, 5.3 rebounds and six assists per game. He played for Woodz Elite in the Nike EYBL.
- He is a three-time Arkansas Activities Association All-State selection, making the 2019 5A team with Jacksonville HS and the 2A teams in 2017 and 2018 while playing at Jacksonville Lighthouse.
- As a sophomore, Davis averaged 18.4 points, 8 assists, 7 rebounds and 2 steals. As a freshman, Davis averaged 16 points and seven rebounds in leading Lighthouse to conference and regional championships as well as the Class 2A state semifinal.



<b>Austria</b>	Anton Beard	UBSC Graz	<b>Hungary</b>	Alandise Harris	ZTE KK	
<b>Canada</b>	Olu Famutimi	Guelph		Anthlon Bell	Nidaros Jets	
	Marvell Waithe	London	<b>Italy</b>	Jaylen Barford	Pesaro	
<b>Chile</b>	Rashad Madden	CD Valdivia		Charles Thomas	Basket RAV	
<b>China</b>	Courtney Fortson	Guangsha L.	<b>Kazakhstan</b>	Coty Clarke	Astana	
	Sonny Weems	Guangdong ST		<b>Latvia</b>	Jabril Durham	Vostak 65
<b>ECBL (USA)</b>	Kareem Reed	Rowan County	<b>Philippines</b>	Michael Qualls	North Port	
<b>Finland</b>	Dustin Thomas	Ura Basket	<b>Saudi Arabia</b>	Arlando Cook	Abha	
<b>G League (USA)</b>	Dusty Hannahs	Memphis	<b>Slovakia</b>	Delvon Johnson	Prievidza	
<b>Germany</b>	Marshawn Powell	Hamburg	<b>South Korea</b>	JaCorey Williams	Mobis Phoebus	
<b>Greece</b>	Moses Kingsley	Peristeri GS	<b>Turkey</b>	Darian Townes	Samsun	

**Nolan Richardson Court**

- Last March, the University of Arkansas System Board of Trustees unanimously approved a resolution to name the court at Bud Walton Arena for Hall of Fame coach Nolan Richardson.
- The University unveiled Nolan Richardson Court at Bud Walton Arena on October 20 prior to exhibition game with Little Rock. Arkansas won the game 79-64 on the newly-named court.
- Richardson was 389-169 in 17 seasons as Arkansas head coach and set a school record for wins. Among his many honors are NABC and Naismith Coach of the Year (1994), USBWA Most Courageous Award (1995), University of Arkansas Sports Hall of Honor (1996), Arkansas Sports Hall of Fame (1998), College Basketball Hall of Fame (2008) and the Naismith Memorial Basketball Hall of Fame (2014). He was honored with a banner in the rafters of Bud Walton Arena in 2015.
- He led the Razorbacks to 13 NCAA Tournament appearances including six Sweet 16's (1990, 1991, 1993, 1994, 1995, 1996), four Elite Eights (1990, 1991, 1994, 1995), three Final Fours (1990, 1994, 1995) a national runner-up finish (1995) and the 1994 NCAA Championship.
- In Richardson's 22 combined years as a head coach at the collegiate level – at Western Texas Junior College, the University of Tulsa and the University of Arkansas – he compiled a record of 508-206 (.711) and became the only head coach in college basketball history to win a National Junior College Championship, NIT Championship and NCAA Championship.



# JEANTAL CYLLA

F • Gr.Sr. • 6-7 • 215  
Lake Worth, Fla. || Lake Worth HS.

GENE-tall SILL-uh ... Played one season at UNC Wilmington after beginning his career at Florida Atlantic. In addition to his collegiate experience ... Member of the Haitian National Team.

Received his B.A. in Communication Studies from UNCW in May 2019 ... Is pursuing an M.Ed. in Adult and Lifelong Learning at Arkansas.

**2019-20 HIGHLIGHTS:**


- Pulled down six boards in the season-opening win over Rice.
- **Scored his 1,000th career point** (in his 101st game) versus South Dakota ... Added season-high seven points, including his first 3-pointer of the season, with four rebounds.
- Got first start as a Razorback vs Northern Kentucky.
- Only played briefly versus Texas A&M, but came through with a big hustle play that led to Desi Sills' 3-pointer as time expired in the first half.
- Had only played 11 minutes over a seven-game span prior to Ole Miss ... However, was the first Razorbacks off the bench versus the Rebels and he played 11 first-half minutes and led the team with grabbed five rebounds.
- Made both its shots, including a 3-pointer, in scoring five points at Mississippi State ... Added two rebounds and an assist ... His layup at 12:07 in the first half was his first made field goal since the South Dakota game on Nov. 22 ... Played 16:42 (had only played 19 minutes the previous 11 games).
- Grabbed four rebounds with an assist and blocked shot in 13 in the win over TCU.

DOUBLE-DOUBLES (3)			
2018-19 (Jr. @ UNCW)			
Opp	Pts	Rebs	
at Mercer	19	10	
2016-17 (So. @ FAU)			
Opp	Pts	Rebs	
Webber	10	10	
2015-16 (Fr. @ FAU)			
Opp	Pts	Rebs	
UTSA	24	12	

PERSONAL BESTS	
POINTS	SEC ONLY
Season: 7 vs South Dakota (11/22/19)	5 at Miss State (01/22/20)
Career: 25 at UTEP (01/21/16)	5 at Miss State (01/22/20)
FG MADE	SEC ONLY
Season: 3 vs South Dakota (11/22/19)	2 at Miss State (01/22/20)
Career: 9 at UTEP (01/21/16)	2 at Miss State (01/22/20)
FG ATTEMPTED	SEC ONLY
Season: 7 (2x) last vs S Dakota (11/22/19)	2 (2x) last at Miss State (01/22/20)
Career: 18 at Hofstra (01/17/19)	2 (2x) last at Miss State (01/22/20)
3-POINT FG MADE	SEC ONLY
Season: 1 vs South Dakota (11/22/19)	1 at Miss State (01/22/20)
Career: 5 (2x) last vs Gardner-Webb (11/24/18)	1 at Miss State (01/22/20)
3-PT FG ATTEMPTS	SEC ONLY
Season: 2 vs South Dakota (11/22/19)	1 at Miss State (01/22/20)
Career: 8 at Rice (02/18/16)	1 at Miss State (01/22/20)
FT MADE	SEC ONLY
Season: 1 vs Rice (11/05/19)	1 at Ole Miss (01/11/20)
Career: 9 at Elon (02/21/9)	1 at Ole Miss (01/11/20)
FT ATTEMPTED	SEC ONLY
Season: 4 at Ole Miss (01/11/20)	4 at Ole Miss (01/11/20)
Career: 11 at Elon (02/21/9)	4 at Ole Miss (01/11/20)
REBOUNDS	SEC ONLY
Season: 6 vs Rice (11/05/19)	5 at Ole Miss (01/11/20)
Career: 10 (2x) last at Mercer (12/21/18)	5 at Ole Miss (01/11/20)
ASSISTS	SEC ONLY
Season: --	1 at Miss State (01/22/20)
Career: 3 vs UNC Greensboro (11/13/18)	1 at Miss State (01/22/20)
STEALS	SEC ONLY
Season: --	--
Career: 4 vs Webber (12/21/16)	--
BLOCKED SHOTS	SEC ONLY
Season: 1 (4x) last vs TCU (01/25/20)	--
Career: 2 (6x) last vs JMU (02/02/19)	--
MINUTES	SEC ONLY
Season: 22 vs Rice (11/05/19)	16:48 at Miss State (01/22/20)
Career: 38 at Ohio State (12/06/16)	16:48 at Miss State (01/22/20)

## JEANTAL CYLLA 2019-20 GAME STATS

Opponent	Date	GS	Min	FG	FGA	Pct	3FG	3A	Pct	FT	FTA	Pct	O	D	Tot	Avg	PF	FO	A	TO	Blk	Stl	Pts	Avg
RICE	11/05/19	21	2	7	.286	0	1	.000	1	2	.500	1	5	6	6.0	2	0	0	2	1	0	0	5	5.0
NORTH TEXAS	11/12/19	18	1	4	.250	0	3	.000	0	0	.000	0	2	2	4.0	2	0	0	1	0	0	0	2	3.5
MONTANA	11/16/19	19	0	0	.000	0	0	.000	0	0	.000	0	1	2	3.3	2	0	0	3	0	0	0	0	2.3
TEXAS SOUTHERN	11/19/19	10	1	3	.333	0	2	.000	0	0	.000	0	1	1	2.8	1	0	0	0	1	0	0	2	2.3
SOUTH DAKOTA	11/22/19	14	3	7	.429	1	2	.500	0	0	.000	1	3	4	3.0	2	0	0	0	1	0	0	7	3.2
at Georgia Tech	11/25/19	8	0	2	.000	0	2	.000	0	0	.000	0	1	1	2.7	2	0	0	0	0	0	0	0	2.7
NORTHERN KY	11/30/19 *	6	0	0	.000	0	0	.000	0	0	.000	0	0	0	2.3	0	0	0	0	0	0	0	0	2.3
AUSTIN PEAY	12/03/19	2	0	1	.000	0	0	.000	0	0	.000	0	0	0	2.0	1	0	0	0	0	0	0	0	2.0
at Western Kentucky	12/07/19	0	0	0	.000	0	0	.000	0	0	.000	0	0	0	1.8	0	0	0	0	0	0	0	0	1.8
TULSA	12/14/19	4	0	0	.000	0	0	.000	0	0	.000	0	0	0	1.6	0	0	0	0	0	0	0	0	1.6
vs Valparaiso	12/21/19	4	0	0	.000	0	0	.000	0	0	.000	0	2	2	1.6	1	0	0	1	0	0	0	0	1.5
at Indiana	12/29/19	DNP																						
TEXAS A&M	01/04/20	1	0	0	.000	0	0	.000	0	0	.000	0	1	0	1.6	0	0	0	0	0	0	0	0	1.3
at LSU	01/08/20	DNP																						
at Ole Miss	01/11/20	11	0	2	.000	0	0	.000	1	4	.250	1	4	5	1.8	2	0	0	1	0	0	0	1	1.3
VANDERBILT	01/15/20	1	0	0	.000	0	0	.000	0	0	.000	0	0	0	1.7	0	0	0	1	0	0	0	0	1.2
KENTUCKY	01/18/20	DNP																						
at Mississippi St.	01/22/20	17	2	2	1.000	1	11	0.000	0	0	.000	0	2	2	1.7	2	0	1	0	0	0	0	5	1.5
TCU	01/25/20	13	0	1	.000	0	0	.000	0	0	.000	1	3	4	1.9	1	0	1	2	1	0	0	0	1.4
SOUTH CAROLINA	01/29/20	3	0	2	.000	0	1	.000	0	0	.000	0	0	0	1.8	0	0	0	0	0	1	0	0	1.3
at Alabama	02/01/20	1	0	0	.000	0	0	.000	0	0	.000	0	2	2	1.8	0	0	0	0	0	0	0	0	1.2
Totals		1	153	9	31	.290	2	12	.167	2	6	.333	6	26	32	1.8	18	0	2	11	4	1	22	1.2



## JEANTAL CYLLA CAREER STATISTICS

Year	GP	GS	Min	Avg	FG	FGA	Pct	3FG	3FGA	Pct	FT	FTA	Pct	Off	Def	Tot	Avg	PF	FO	Ast	TO	Blk	Stl	Pts	Avg
2015-16 (FAU)	33	24	870	26.4	105	272	.386	44	128	.344	65	89	.730	25	89	114	3.5	85	4	16	44	15	17	319	9.7
2016-17 (FAU)	30	30	660	22.0	75	196	.383	23	87	.264	41	56	.732	28	70	98	3.3	58	0	13	29	10	13	214	7.1
2017-18 - REDSHIRTED AT UNCW																									
2018-19 (UNCW)	33	32	930	28.2	156	365	.427	33	106	.311	106	125	.848	48	103	151	4.6	86	2	18	46	17	17	451	13.7
2019-20 (ARK)	18	1	153	8.5	9	31	.290	2	12	.167	2	6	.333	6	26	32	1.8	18	0	2	11	4	1	22	1.2
TOTAL	114	87	2613	22.9	345	864	.399	102	333	.306	214	276	.775	107	288	395	3.5	247	6	49	130	46	48	1006	8.8



# 2 ADRIO BAILEY

F • Sr. • 6-6 • 217  
Clarence, La. || Lakeview HS

## DOUBLE-DOUBLES (1)

11/16/19 • Montana 12 pts 11 reb

• Represents Arkansas on the SEC Men's Basketball Leadership Council and member of the Arkansas Student-Athlete Advisory Committee ... **Named to the 2019 SEC Community Service Team.**

• Total Blocks 35 65th NCAA 5th SEC • Blocks/Gm 1.67 28th NCAA 11th SEC

- Has at least one blocked shot in 19-of-21 games this season and at least one steal 13 times.
- **Leads the team in deflections with 96 deflections, including 9 vs Valpo / 8 vs South Dakota and @ LSU**
- Made 2-of-3 from 3-point range vs Valpo ... Entered the game with two triples for the year and four for his career ... Was 2-of-12 from 3-point range last season (and career) ... Is 6-of-17 (.353) from deep this season.
- ^ In SEC play, has made three 3-pointers: at LSU 2019, at LSU 2020 and vs Kentucky 2020.

### 2019-20 HIGHLIGHTS:


- Pulled down a **then career-high** nine rebounds and tied **then career-high** with three steals versus Rice.
- Had a **career-high four steals** versus North Texas.
- Recorded **first career double-double** with 12 points and **career-high 11 rebounds** in the win over Montana.
- Accounted for five of Arkansas' five blocked shots vs. Texas Southern ... The five rejections **tied a career high.**
- Tied a career-high with three assists at Georgia Tech.
- For the four games of the Collegiate Hoops Roadshow, averaged 6.8 points and 5.3 rebounds ... Led the team with seven blocked shots and hit two free throws with 11 seconds left versus Northern Kentucky to put the Hogs up four and seal the win.
- Perhaps best overall career game vs Valpo ... Scored 10 points, making 2-of-3 from 3-pt range ... Had five rebounds, three steals and nine deflections ... **Tied a career high with five blocked shots**, including a one to secure the win with 43 seconds left.
- Had another great all-around game in playing a season-high 32:54 minutes at Indiana ... Only scored three points, but had a team-best eight rebounds and team-best six deflections with a steal and two blocked shots ... Held big man Trayce Jackson-Davis, who scored 20 points, to just four second-half points Jackson-Davis and he did not attempt a field goal the final nine minutes of the game ... **"Give them credit to for the adjustment. They had No. 33 (Whitt Jr.) on me in the first half. They switched to No. 2 (Bailey). He was a lot bigger and stronger. It was a good adjustment," Jackson-Davis said.**
- Had four blocked shots at LSU and played over 30 minutes – both career-highs in SEC play
- Versus Kentucky, registered three steals and two blocked shots with five rebounds and an early 3-pointer.

### PERSONAL BESTS

POINTS	SEC ONLY
Season: 12 vs Montana (11/16/19)	8 (2x) last at Ole Miss (01/11/20)
Career: 20 vs. UC Davis (11/12/18)	10 at Mississippi State (01/02/18)
FG MADE	SEC ONLY
Season: 4 (2x) last vs Montana (11/16/19)	3 (3x) last at Miss State (01/22/20)
Career: 7 (2x), last vs. Samford (11/10/17)	5 at Mississippi State (01/02/18)
FG ATTEMPTED	SEC ONLY
Season: 7 (2x) las vs Montana (11/16/19)	6 at Ole Miss (01/11/20)
Season: 9 at Tennessee (01/15/19)	9 at Tennessee (01/15/19)
3-POINT FG MADE	SEC ONLY
Season: 2 vs Valpo (12/21/19)	1 (2x) last vs Kentucky (01/18/20)
Career: 2 vs Valpo (12/21/19)	1 (3x) last vs Kentucky (01/18/20)
3-PT FG ATTEMPTS	SEC ONLY
Season: 3 (2x) last vs Kentucky (01/18/20)	3 vs Kentucky (01/18/20)
Career: 3 (2x) last vs Kentucky (01/18/20)	3 vs Kentucky (01/18/20)
FT MADE	SEC ONLY
Season: 4 vs Montana (11/16/19)	3 vs Vanderbilt (01/15/20)
Career: 9 vs. UC Davis (11/12/18)	3 (2x) last vs Vanderbilt (01/15/20)
FT ATTEMPTED	SEC ONLY
Season: 6 (2x) last vs Kentucky (01/18/20)	7 vs Vanderbilt (01/15/20)
Career: 11 vs. UC Davis (11/12/18)	7 vs Vanderbilt (01/15/20)
REBOUNDS	SEC ONLY
Season: 11 vs Montana (11/16/19)	5 (2x) last vs Vanderbilt (01/15/20)
Career: 11 vs Montana (11/16/19)	6 (2x), last at USC (02/09/19)
ASSISTS	SEC ONLY
Season: 3 at Georgia Tech (11/25/19)	1 at Ole Miss (01/11/20)
Career: 3 (4x), last at Ga Tech (11/25/19)	3 (3x), last vs. LSU (01/12/19)
STEALS	SEC ONLY
Season: 4 vs North Texas (11/12/19)	1 at LSU (01/08/20)
Career: 4 vs North Texas (11/12/19)	3 at South Carolina (02/09/19)
BLOCKED SHOTS	SEC ONLY
Season: 5 (2x) vs Valpo (12/21/19)	4 at LSU (01/08/20)
Career: 5 (3x) last vs Valpo (12/21/19)	4 at LSU (01/08/20)
MINUTES	SEC ONLY
Season: 32:54 at Indiana (12/29/19)	29:01 at LSU (01/08/20)
Career: 35 vs Texas (11/09/18)	29:01 at LSU (01/08/20)

## ADRIO BAILEY 2019-20 GAME STATS

Opponent	Date	GS	Min	FG	FGA	Pct	3FG	3A	Pct	FT	FTA	Pct	O	D	Tot	Avg	PF	FO	A	TO	Blk	Stl	Pts	Avg	
RICE	11/05/19	*	21	4	7	.571	0	0	.000	0	0	.000	2	7	9	9.0	3	0	1	3	1	3	8	8.0	
NORTH TEXAS	11/12/19	*	28	3	4	.750	1	2	.500	1	2	.500	2	3	5	7.0	1	0	0	1	1	4	8	8.0	
MONTANA	11/16/19	*	31	4	7	.571	0	1	.000	4	6	.667	5	6	11	8.3	4	0	1	1	1	0	12	9.3	
TEXAS SOUTHERN	11/19/19	*	17	2	6	.333	0	1	.000	0	0	.000	1	3	4	7.3	3	0	3	0	5	1	4	8.0	
SOUTH DAKOTA	11/22/19	*	21	3	7	.429	1	11	.000	0	0	.000	0	3	3	6.4	4	0	0	1	1	3	7	7.8	
at Georgia Tech	11/25/19	*	32	3	5	.600	0	0	.000	2	2	1.000	0	2	2	5.7	3	0	3	3	1	2	8	7.8	
NORTHERN KY	11/30/19	*	19	1	5	.200	0	1	.000	2	3	.667	1	2	3	5.3	0	0	1	3	0	1	4	7.3	
AUSTIN PEAY	12/03/19	*	18	1	1	1.000	0	0	.000	2	2	1.000	0	2	2	4.9	2	0	2	0	2	2	4	6.9	
at Western Kentucky	12/07/19	*	30	3	6	.500	0	1	.000	1	2	.500	2	2	4	4.8	4	0	0	0	1	0	7	6.9	
TULSA	12/14/19	*	19	3	5	.600	0	0	.000	2	4	.500	1	2	3	4.6	3	0	0	2	2	2	8	7.0	
vs Valparaiso	12/21/19	*	27	3	5	.600	2	3	.667	2	5	.400	1	4	5	4.6	1	0	0	1	5	3	10	7.3	
at Indiana	12/29/19	*	32	1	6	.167	0	0	.000	1	2	.500	3	5	8	4.9	2	0	0	1	2	1	3	6.9	
TEXAS A&M	01/04/20	*	18	1	2	.500	0	0	.000	0	0	.000	0	1	1	4.6	4	0	0	1	1	0	2	6.5	
at LSU	01/08/20	*	29	3	5	.600	1	2	.500	1	1	1.000	1	6	7	4.8	4	0	0	1	4	1	8	6.6	
at Ole Miss	01/11/20	*	25	3	6	.500	0	1	.000	2	2	1.000	0	5	5	4.8	4	0	1	0	2	0	8	6.7	
VANDERBILT	01/15/20	*	18	0	3	.000	0	0	.000	3	7	.429	1	4	5	4.8	5	1	0	1	1	0	3	6.5	
KENTUCKY	01/18/20	*	24	2	5	.400	1	3	.333	1	6	.167	1	4	5	4.8	3	0	2	0	2	3	6	6.5	
at Mississippi St.	01/22/20	*	20	3	5	.600	0	1	.000	0	2	.000	1	3	4	4.8	4	0	0	1	1	0	6	6.4	
TCU	01/25/20	*	34	3	5	.600	0	0	.000	1	1	1.000	2	4	6	4.8	4	0	0	1	1	1	7	6.5	
SOUTH CAROLINA	01/29/20	*	13	2	4	.500	0	0	.000	0	0	.000	0	2	2	4.7	4	0	0	3	1	0	4	6.4	
at Alabama	02/01/20	*	6	0	3	.000	0	0	.000	0	0	.000	1	0	1	4.5	0	0	0	1	0	0	0	6.0	
Totals			20	482	48	102	.471	6	17	.353	25	47	.532	125	70	95	4.5	62	1	14	25	35	27	127	6.0



## ADRIO BAILEY CAREER STATISTICS

Year	GP	GS	Min	Avg	FG	FGA	Pct	3FG	3FGA	Pct	FT	FTA	Pct	Off	Def	Tot	Avg	PF	FO	Ast	TO	Blk	Stl	Pts	Avg
2016-17	27	2	200	7.4	22	39	.564	0	0	.000	6	19	.316	13	22	35	1.3	29	0	7	11	7	14	50	1.9
2017-18	31	16	439	14.2	53	98	.541	0	0	.000	20	33	.606	29	50	79	2.5	59	1	17	18	23	15	126	4.1
2018-19	34	26	634	18.6	76	171	.444	2	12	.167	36	57	.632	27	74	101	3.0	89	2	25	27	25	25	190	5.6
2019-20	21	20	482	23.0	48	102	.471	6	17	.353	25	47	.532	25	70	95	4.5	62	1	14	25	35	27	127	6.0
TOTAL	113	64	1755	15.5	199	410	.485	8	29	.276	87	156	.558	94	216	310	2.7	239	4	63	81	90	81	493	4.4





**5**

# JALEN HARRIS

G • Jr. • 6-2 • 166  
Wilson, N.C. || Word of God Christian Academy

## DOUBLE-DOUBLES (2)

11/21/18 • Montana St 11 pts 11 asst  
12/15/18 • vs UTSA 11 pts 10 asst

- Played his freshman season at the University of New Mexico, sat out as transfer at Arkansas in 2017-18.
- In 86 career games, has two with double-digit assists and 25 with at least 5 (20 at ARK, 1 at UNM) ... 47 of his 86 career games has 1 or fewer turnovers (27 at ARK, 20 at UNM) including 20 with zero (13 at ARK, 7 at UNM).
- Started TCU and South Carolina games ... Coach Muss likes the way he pushes the pace, especially in transition
- DID NOT COMMIT A TURNOVER IN THE FIRST FOUR SEC GAMES (81:26 minutes)** with 12 assists, including 5 vs Texas A&M and 5 vs Vanderbilt ... Streak ended with two turnovers versus Kentucky.
- Overall, has logged 188 minutes in SEC play with just five turnovers and 20 assists. (5-of-7 games with zero turnovers)**
- Has 242 assists in a year-and-a-half as a Razorback ... 22nd on the school's all-time list.**

### LAST SEASON

- 15th in NCAA • 2nd in the SEC in assist-to-turnover ratio (2.86) – 189 assists vs 67 turnovers
- His 189 assists ranked seventh on the school's single-season list ... The 189 assists are the most in a season by a Razorback sophomore.

### 2019-20 HIGHLIGHTS:

- Only made eight 3's in 2018-19, but was 2-of-2 from beyond the arc in the season-opening win versus Rice ... Added three steals.
- Led the team with five assists vs Texas Southern and Northern Kentucky ... Adding five rebounds vs TX SOU and played over 35 minutes off the bench vs NKU.
- In the four games of the Collegiate Hoops Roadshow, tied for the team lead with 12 assists and six steals.
- Part of the 5-guard lineup over the last eight minutes vs Texas A&M ... For the game, had five assists, zero turnovers, four rebounds, two steals and 4-of-4 at the free throw line.
- Got first start of the season versus TCU and responded with a **season-high six assists** with seven points and four rebounds.
- Scored a **season-high 11 points at Alabama** ... Of the 11, scored five straight as part of an 11-1 run that saw the Hogs go from down three top up seven with 1:20 left ... His personal 5-0 run consisted of two free throws for tie and go up one, then hit a 3-pointer ... Also, clinging to a 3-point lead with 21 seconds left, drained two free throws for a 5-point cushion.

## JALEN HARRIS 2019-20 GAME STATS

Opponent	Date	GS	Min	FG	FGA	Pct	3FG	3A	Pct	FT	FTA	Pct	O	D	Tot	Avg	PF	FO	A	TO	Blk	Stl	Pts	Avg
RICE	11/05/19	22	3	4	.750	2	2	1.000	2	4	.500	0	4	4	4.0	4	0	1	2	1	3	10	10.0	
NORTH TEXAS	11/12/19	18	0	2	.000	0	2	.000	2	2	1.000	0	0	0	2.0	4	0	1	1	1	0	2	6.0	
MONTANA	11/16/19	25	1	1	1.000	1	1	1.000	2	2	1.000	1	0	1	1.7	2	0	0	0	0	4	5	5.7	
TEXAS SOUTHERN	11/19/19	24	1	4	.250	0	3	.000	0	0	.000	0	5	5	2.5	3	0	5	3	0	1	2	4.8	
SOUTH DAKOTA	11/22/19	23	2	5	.400	0	2	.000	4	4	1.000	0	1	1	2.2	1	0	2	0	0	0	8	5.4	
at Georgia Tech	11/25/19	8	0	2	.000	0	1	.000	0	0	.000	0	0	0	1.8	1	0	1	1	0	0	0	4.5	
NORTHERN KY	11/30/19	35	1	4	.250	1	2	.500	2	2	1.000	0	4	4	2.1	1	0	5	2	0	1	5	4.6	
AUSTIN PEAY	12/03/19	32	2	4	.500	2	4	.500	0	0	.000	1	3	4	2.4	1	0	3	6	1	0	6	4.8	
at Western Kentucky	12/07/19	23	3	8	.375	1	4	.250	2	3	.667	0	1	1	2.2	3	0	2	1	0	1	9	5.2	
TULSA	12/14/19	23	1	1	1.000	0	0	.000	2	2	1.000	1	2	3	2.3	4	0	3	2	1	1	4	5.1	
vs Valparaiso	12/21/19	32	2	4	.500	0	2	.000	0	1	.000	1	5	6	2.6	2	0	3	2	1	1	4	5.0	
at Indiana	12/29/19	18	0	1	.000	0	1	.000	0	1	.000	0	1	1	2.5	3	0	1	1	0	1	0	4.6	
TEXAS A&M	01/04/20	31	1	4	.250	0	2	.000	4	4	1.000	0	4	4	2.6	2	0	5	0	0	2	6	4.7	
at LSU	01/08/20	20	1	5	.200	0	1	.000	0	0	.000	0	1	1	2.5	3	0	2	0	0	2	2	4.5	
at Ole Miss	01/11/20	10	0	1	.000	0	1	.000	0	0	.000	1	1	2	2.5	4	0	1	0	0	0	0	4.2	
VANDERBILT	01/15/20	19	1	3	.333	0	1	.000	0	0	.000	1	1	2	2.4	1	0	4	0	0	0	2	4.1	
KENTUCKY	01/18/20	28	2	6	.333	2	4	.500	0	0	.000	0	2	2	2.4	3	0	1	2	0	0	6	4.2	
at Mississippi St.	01/22/20	23	2	3	.667	0	1	.000	0	0	.000	0	0	0	2.3	4	0	2	0	1	1	4	4.2	
TCU	01/25/20 *	33	2	4	.500	1	2	.500	2	2	1.000	2	2	4	2.4	3	0	6	2	0	0	7	4.3	
SOUTH CAROLINA	01/29/20 *	26	1	2	.500	1	2	.500	1	4	.250	1	4	5	2.5	5	1	3	2	0	0	4	4.3	
at Alabama	02/01/20	31	3	4	.750	1	2	.500	4	5	.800	0	2	2	2.5	3	0	2	1	0	1	11	4.6	
Totals		2	504	29	72	.403	12	40	.300	27	36	.750	9	43	52	2.5	57	1	53	28	6	19	97	4.6

## PERSONAL BESTS

POINTS	SEC ONLY
Season: 11 at Alabama (02/01/20)	11 at Alabama (02/01/20)
Career: 17 at South Carolina (02/09/19)	17 at South Carolina (02/09/19)
FG MADE	SEC ONLY
Season: 3 (2x) last at Alabama (02/01/20)	3 at Alabama (02/01/20)
Career: 6 vs Western Ky. (12/08/18)	5 (2x), last at USC (02/09/19)
FG ATTEMPTED	SEC ONLY
Season: 6 vs Kentucky (01/18/20)	6 vs Kentucky (01/18/20)
Career: 16 at South Carolina (02/09/19)	16 at South Carolina (02/09/19)
3-POINT FG MADE	SEC ONLY
Season: 2 (3x) last vs Kentucky (01/18/20)	2 vs Kentucky (01/18/20)
Career: 2 (3x) last vs Kentucky (01/18/20)	2 vs Kentucky (01/18/20)
3-PT FG ATTEMPTS	SEC ONLY
Season: 4 vs Kentucky (01/18/20)	4 vs Kentucky (01/18/20)
Career: 5 vs. Texas (11/09/18)	4 vs Kentucky (01/18/20)
FT MADE	SEC ONLY
Season: 4 (2x) last at Alabama (02/01/20)	4 (2x) last at Alabama (02/01/20)
Career: 8 vs. UTA (01/23/18)	7 at South Carolina (02/09/19)
FT ATTEMPTED	SEC ONLY
Season: 4 (3x) last vs Texas A&M (01/04/20)	4 vs Texas A&M (01/04/20)
Career: 11 (2x), last at TX A&M (01/05/19)	11 at Texas A&M (01/05/19)
REBOUNDS	SEC ONLY
Season: 5 vs Texas Southern (11/19/19)	4 vs Texas A&M (01/04/20)
Career: 9 (2x), last vs. FIU (12/01/18)	6 at Ole Miss (01/19/19)
ASSISTS	SEC ONLY
Season: 6 vs TCU (01/25/20)	5 vs Texas A&M (01/04/20)
Career: 12 at Colorado State (12/05/18)	10 at Missouri (02/12/19)
STEALS	SEC ONLY
Season: 4 vs Montana (11/12/19)	2 (2x) last at LSU (01/08/20)
Career: 4 (2x) last vs Montana (11/16/19)	3 vs. Missouri (01/23/19)
BLOCKED SHOTS	SEC ONLY
Season: 1 (6x) last at Miss State (01/22/20)	1 at Miss State (01/22/20)
Career: 2 vs. Georgia (01/29/19)	2 vs. Georgia (01/29/19)
MINUTES	SEC ONLY
Season: 35:15 vs Northern Ky (11/30/19)	31:13 vs Texas A&M (01/04/20)
Career: 39 vs. Texas (11/09/18)	36 at Texas A&M (01/05/19)



## JALEN HARRIS CAREER STATISTICS

Year	GP	GS	Min	Avg	FG	FGA	Pct	3FG	3FGA	Pct	FT	FTA	Pct	Off	Def	Tot	Avg	PF	FO	Ast	TO	Blk	Stl	Pts	Avg
2016-17 (UNW)	31	18	639	20.6	47	107	.439	7	27	.259	38	51	.745	2	54	56	1.8	64	0	72	40	3	25	139	4.5
2017-18 - REDSHIRTED AT ARKANSAS																									
2018-19 (ARK)	34	34	1046	30.8	85	249	.341	8	69	.116	82	119	.689	18	80	98	2.9	75	1	189	66	6	38	260	7.6
2019-20 (ARK)	21	2	504	24.0	29	72	.403	12	40	.300	27	36	.750	9	43	52	2.5	57	1	53	28	6	19	97	4.6
TOTAL	86	54	2189	25.5	161	428	.376	27	136	.199	147	206	.714	29	177	206	2.4	196	2	314	134	15	82	496	5.8

**12 TY STEVENS**  
G • Jr. • 6-2 • 180  
Republic, Mo. || Republic HS

Second year walk-on ... Lone career points came on an old-fashion 3-point play at Vanderbilt last season.

**2019-20 HIGHLIGHTS:**

- Saw action in the season-opening win over Rice.
- Has his second career shot attempt in the win over Texas Southern.

**PERSONAL BESTS**

POINTS	SEC ONLY
Season:	
Career: 3 at Vanderbilt (03/06/19)	3 at Vanderbilt (03/06/19)
FG MADE	SEC ONLY
Season:	
Career: 1 at Vanderbilt (03/06/19)	1 at Vanderbilt (03/06/19)
FG ATTEMPTED	SEC ONLY
Season: 1 vs Texas Southern (11/19/19)	
Career: 1 (2x) last vs TX Southern (11/19/19)	1 at Vanderbilt (03/06/19)
3-POINT FG MADE	SEC ONLY
Season:	
Career: --	--
3-PT FG ATTEMPTS	SEC ONLY
Season:	
Career: --	--
FT MADE	SEC ONLY
Season:	
Career: 1 at Vanderbilt (03/06/19)	1 at Vanderbilt (03/06/19)
FT ATTEMPTED	SEC ONLY
Season: 1 vs Rice (11/05/19)	
Career: 2 vs Tulsa (12/14/19)	1 at Vanderbilt (03/06/19)
REBOUNDS	SEC ONLY
Season:	
Career: --	--
ASSISTS	SEC ONLY
Season:	
Career: --	--
STEALS	SEC ONLY
Season:	
Career: --	--
BLOCKED SHOTS	SEC ONLY
Season:	
Career: --	--
MINUTES	SEC ONLY
Season: 2 vs Rice (11/05/19)	0:33 vs Vanderbilt (01/15/20)
Career: 2 vs Rice (11/05/19)	0:33 vs Vanderbilt (01/15/20)

**TY STEVENS 2019-20 GAME STATS**

Opponent	Date	GS	Min	FG	FGA	Pct	3FG	3A	Pct	FT	FTA	Pct	O	D	Tot	Avg	PF	FO	A	TO	Blk	Stl	Pts	Avg	
RICE	11/05/19	2		0	0	.000	0	0	.000	0	1	.000	0	0	0	0.0	0	0	0	0	0	0	0	0	0.0
NORTH TEXAS	11/12/19	DNP																							
MONTANA	11/16/19	DNP																							
TEXAS SOUTHERN	11/19/19	1		0	1	.000	0	0	.000	0	0	.000	0	0	0	0.0	0	0	0	0	0	0	0	0	0.0
SOUTH DAKOTA	11/22/19	DNP																							
at Georgia Tech	11/25/19	DNP																							
NORTHERN KY	11/30/19	DNP																							
AUSTIN PEAY	12/03/19	DNP																							
at Western Kentucky	12/07/19	DNP																							
TULSA	12/14/19	1		0	0	.000	0	0	.000	0	2	.000	0	0	0	0.0	0	0	0	0	0	0	0	0	0.0
vs Valparaiso	12/21/19	DNP																							
at Indiana	12/29/19	DNP																							
TEXAS A&M	01/04/20	DNP																							
at LSU	01/08/20	DNP																							
at Ole Miss	01/11/20	DNP																							
VANDERBILT	01/15/20	1		0	0	.000	0	0	.000	0	0	.000	0	0	0	0.0	0	0	0	0	0	0	0	0	0.0
KENTUCKY	01/18/20	DNP																							
at Mississippi St.	01/22/20	DNP																							
TCU	01/25/20	DNP																							
SOUTH CAROLINA	01/29/20	DNP																							
at Alabama	02/01/20	DNP																							
Totals		0	4	0	1	.000	0	0	.000	0	3	.000	0	0	0	0.0	0	0	0	0	0	0	0	0	0.0



**TY STEVENS CAREER STATISTICS**

Year	GP	GS	Min	Avg	FG	FGA	Pct	3FG	3FGA	Pct	FT	FTA	Pct	Off	Def	Tot	Avg	PF	FO	Ast	TO	Blk	Stl	Pts	Avg
2018-19	2	0	2	1.0	1	1	1.000	0	0	.000	1	1	1.000	0	0	0	0.0	0	0	0	0	0	0	3	1.5
2019-20	4	0	4	1.0	0	1	.000	0	0	.000	0	3	.000	0	0	0	0.0	0	0	0	0	0	0	0	0.0
TOTAL	6	0	6	1.0	1	2	.500	0	0	.000	1	4	.250	0	0	0	0.0	0	0	0	0	0	0	3	0.5

# 13 EMEKA OBUKWELU

F • R.Jr. • 6-8 • 222  
 Plano, Texas || Plano West HS

Pronounced eh-MECK-uh Oh-Boo-QUAY-Lu ... Played two seasons at Univ. of Texas-Tyler before transferring to Arkansas ... Second year walk-on.

**2019-20 HIGHLIGHTS:**

- Only played the final minute in the season-opening win over Rice, but grabbed three rebounds.

**DOUBLE-DOUBLES (9)**

2017-18 (So.)

Opp	Pts	Rebs
at Texas Lutheran	28	13
at Southwestern (TX)	26	13
at Austin	27	12
Rhodes	43	17
Colorado College	19	14
at Howard Payne	14	11
Louisiana College	25	13
at UT Dallas	19	10
LeTourneau	33	11

**PERSONAL BESTS**

POINTS	SEC ONLY
Season:	
Career: 43 vs Rhodes (12/03/17)	--
FG MADE	SEC ONLY
Season:	
Career: 20 vs Rhodes (12/03/17)	--
FG ATTEMPTED	SEC ONLY
Season:	
Career: 26 at LeTourneau (02/01/18)	--
3-POINT FG MADE	SEC ONLY
Season:	
Career: --	--
3-PT FG ATTEMPTS	SEC ONLY
Season:	
Career: 1 (2x) last at Hardin-Simmons (12/07/17)	--
FT MADE	SEC ONLY
Season:	
Career: 6 (2x) last at Louisiana Coll. (02/17/18)	--
FT ATTEMPTED	SEC ONLY
Season:	
Career: 10 at Willamette (11/18/16)	--
REBOUNDS	SEC ONLY
Season: 3 vs Rice (11/05/19)	
Career: 20 vs Rhodes (12/03/17)	--
ASSISTS	SEC ONLY
Season:	
Career: 4 at Rust (01/19/17)	--
STEALS	SEC ONLY
Season:	
Career: 2 (2x) last at Louisiana Coll. (02/17/18)	--
BLOCKED SHOTS	SEC ONLY
Season:	
Career: 4 vs Belhaven (01/13/18)	--
MINUTES	SEC ONLY
Season: 1 vs Rice (11/05/19)	0:33 vs Vanderbilt (01/15/20)
Career: 42 vs Louisiana College (01/11/18)	0:33 vs Vanderbilt (01/15/20)

**EMEKA OBUKWELU 2019-20 GAME STATS**

Opponent	Date	GS	Min	FG	FGA	Pct	3FG	3A	Pct	FT	FTA	Pct	O	D	Tot	Avg	PF	FO	A	TO	Blk	Stl	Pts	Avg
RICE	11/05/19	1		0	0	.000	0	0	.000	0	0	.000	1	2	3	3.0	0	0	0	0	0	0	0	0.0
NORTH TEXAS	11/12/19	DNP																						
MONTANA	11/16/19	DNP																						
TEXAS SOUTHERN	11/19/19	DNP																						
SOUTH DAKOTA	11/22/19	DNP																						
at Georgia Tech	11/25/19	DNP																						
NORTHERN KY	11/30/19	DNP																						
AUSTIN PEAY	12/03/19	DNP																						
at Western Kentucky	12/07/19	DNP																						
TULSA	12/14/19	1		0	1	.000	0	1	.000	0	0	.000	0	0	0	1.5	0	0	0	0	0	0	0	0.0
vs Valparaiso	12/21/19	DNP																						
at Indiana	12/29/19	DNP																						
TEXAS A&M	01/04/20	DNP																						
at LSU	01/08/20	DNP																						
at Ole Miss	01/11/20	DNP																						
VANDERBILT	01/15/20	1		0	0	.000	0	0	.000	0	0	.000	0	0	0	1.0	0	0	0	0	0	0	0	0.0
KENTUCKY	01/18/20	DNP																						
at Mississippi St.	01/22/20	DNP																						
TCU	01/25/20	DNP																						
SOUTH CAROLINA	01/29/20	DNP																						
at Alabama	02/01/20	DNP																						
Totals		0	3	0	1	.000	0	1	.000	0	0	.000	1	2	3	1.0	0	0	0	0	0	0	0	0.0



**EMEKA OBUKWELU CAREER STATISTICS**

Year	GP	GS	Min	Avg	FG	FGA	Pct	3FG	3FGA	Pct	FT	FTA	Pct	Off	Def	Tot	Avg	PF	FO	Ast	TO	Blk	Stl	Pts	Avg
2016-17 (UT-T)	26	15	462	17.8	79	131	.603	0	0	.000	20	45	.444	33	66	99	3.8	79	1	25	23	4	2	178	6.9
2017-18 (UT-T)	26	26	751	28.9	227	335	.677	0	2	.000	56	87	.644	55	147	202	7.8	79	5	38	56	9	8	510	19.6
2017-18 - REDSHIRTED AT ARKANSAS																									
2018-19 (ARK)	3	0	3	1.0	0	1	.000	0	1	.000	0	0	.000	1	2	3	1.0	0	0	0	0	0	0	0	0.0
TOTAL	55	41	1216	22.1	306	467	.655	0	3	.000	76	132	.576	89	215	304	5.5	158	6	63	79	13	10	688	12.5

# 14 JAMARIO BELL

F • Sr. • 6-5 • 250  
Junction City, Ark. || Junction City HS

### FOOTBALL CAREER HIGHS

Tackles: 4 (2x) last at LSU (10/10/18)  
Solo: 2 (7x) last vs Missouri (11/29/19)  
TFL: 2.0 (2x) last vs Texas A&M (9/28/19)  
Sacks: 2.0 vs Texas A&M (9/28/19)  
QBH: 1 (3x) last vs Western Ky (11/19/19)  
PBU: --  
FR: --  
FF: 1 (2x) last vs San Jose State (9/21/19)

NOTE: 4.5 sacks in 2019 / 17th in SEC

- After playing his final football game as a Razorback (at Little Rock versus Missouri on Nov. 29), joined the basketball team for the Northern Kentucky game (Nov. 30).
- **Graduated Dec. 22, 2019 (Sport & Recreation Management).**

### 2019-20 BASKETBALL HIGHLIGHTS:

- First game action came vs Tulsa and he blocked a shot.
- Grabbed a rebound in his 33 seconds of game action vs Vanderbilt.

### HIGH SCHOOL BASKETBALL BIO

• Not only was Bell a highly recruited football player, was a highly touted basketball player ... Named to the **2015 USA TODAY All-Arkansas** second team with the likes of Malik Monk (Kentucky), KeVaughn Allen (Florida), Mitchell Smith (Missouri) and Javon Franklin (Auburn) making the 10-member team ... A two-time All-State selection, led Junction City to the 2A state championship game twice and was named to the 2015 2A All-State Tournament team ... Also helped the Dragons to the state semifinals as a sophomore ... His backboard-shattering dunk as a senior went viral on the internet (Also shattered a backboard in Arkansas' intramural gym) ... Played on the AAU circuit with the Arkansas Wings.

### ARKANSAS FOOTBALL CAREER


- Bell came to Arkansas as a wide receiver ... Moved from defensive end, to tight end, to linebacker and back to defensive end during his career ... Finished with 37 tackles in two seasons, including 6.5 TFL, and had 4.5 sacks – all in 2019.
- **2019 (SR):** Played in 10 games at defensive end and started the final game versus Missouri ... Finished with 17 tackles and ranked second on the team with 4.5 sacks.
- **2018 (JR):** Played in 11 of 12 games during his junior season with the Razorbacks ... Recorded 20 tackles, 11 solo.
- **2017 (SO):** Missed the first 10 weeks of the season due to a foot injury sustained during fall camp ... Saw action on special teams in the last two games.
- **2016 (FR):** Moved from tight end to linebacker during 2017 spring workouts ... Did not see any game action.
- **2015 (FR):** Transitioned from defensive line to tight end during 2016 spring workouts ... Redshirted.
- **HIGH SCHOOL FOOTBALL:** A consensus four-star prospect ... Named to the Associated Press Arkansas Super Team at defensive end in 2014 ... Helped lead Junction City to the Arkansas class 2A state championship in 2014.
- **OTHER:** Won the 2015 2A state championships in the shot put and discus ... Placed third in both events as a junior.

## JAMARIO BELL 2019-20 GAME STATS

Opponent	Date	GS	Min	FG	FGA	Pct	3FG	3A	Pct	FT	FTA	Pct	O	D	Tot	Avg	PF	FO	A	TO	Blk	Stl	Pts	Avg
RICE	11/05/19	--	--																					
NORTH TEXAS	11/12/19	--	--																					
MONTANA	11/16/19	--	--																					
TEXAS SOUTHERN	11/19/19	--	--																					
SOUTH DAKOTA	11/22/19	--	--																					
at Georgia Tech	11/25/19	--	--																					
NORTHERN KY	11/30/19	DNP																						
AUSTIN PEAY	12/03/19	DNP																						
at Western Kentucky	12/07/19	DNP																						
TULSA	12/14/19	1	0	0	0.000	0	0	0.000	0	0	0.000	0	0	0	0.0	1	0	0	0	1	0	0	0	0.0
vs Valparaiso	12/21/19	DNP																						
at Indiana	12/29/19	DNP																						
TEXAS A&M	01/04/20	DNP																						
at LSU	01/08/20	DNP																						
at Ole Miss	01/11/20	DNP																						
VANDERBILT	01/15/20	1	0	0	0.000	0	0	0.000	0	0	0.000	0	1	1	0.5	0	0	0	0	0	0	0	0	0.0
KENTUCKY	01/18/20	DNP																						
at Mississippi St.	01/22/20	DNP																						
TCU	01/25/20	DNP																						
SOUTH CAROLINA	01/29/20	DNP																						
at Alabama	02/01/20	DNP																						
<b>Totals</b>		<b>0</b>	<b>2</b>	<b>0</b>	<b>0</b>	<b>0.000</b>	<b>0</b>	<b>0</b>	<b>0.000</b>	<b>0</b>	<b>0</b>	<b>0.000</b>	<b>0</b>	<b>1</b>	<b>1</b>	<b>0.5</b>	<b>1</b>	<b>0</b>	<b>0</b>	<b>0</b>	<b>1</b>	<b>0</b>	<b>0</b>	<b>0.0</b>

### PERSONAL BESTS

POINTS	SEC ONLY
Season: --	--
Career: --	--
<hr/>	
FG MADE	SEC ONLY
Season: --	--
Career: --	--
<hr/>	
FG ATTEMPTED	SEC ONLY
Season: --	--
Career: --	--
<hr/>	
3-POINT FG MADE	SEC ONLY
Season: --	--
Career: --	--
<hr/>	
3-PT FG ATTEMPTS	SEC ONLY
Season: --	--
Career: --	--
<hr/>	
FT MADE	SEC ONLY
Season: --	--
Career: --	--
<hr/>	
FT ATTEMPTED	SEC ONLY
Season: --	--
Career: --	--
<hr/>	
REBOUNDS	SEC ONLY
Season: 1 vs Vanderbilt (01/15/20)	1 vs Vanderbilt (01/15/20)
Career: 1 vs Vanderbilt (01/15/20)	1 vs Vanderbilt (01/15/20)
<hr/>	
ASSISTS	SEC ONLY
Season: --	--
Career: --	--
<hr/>	
STEALS	SEC ONLY
Season: --	--
Career: --	--
<hr/>	
BLOCKED SHOTS	SEC ONLY
Season: 1 vs Tulsa (12/14/19)	--
Career: 1 vs Tulsa (12/14/19)	--
<hr/>	
MINUTES	SEC ONLY
Season: 0:49 vs Tulsa (12/14/19)	0:33 vs Vanderbilt (01/15/20)
Career: 0:49 vs Tulsa (12/14/19)	0:33 vs Vanderbilt (01/15/20)



## JAMARIO BELL CAREER STATISTICS

BASKETBALL	GP	GS	Min	Avg	FG	FGA	Pct	3FG	3FGA	Pct	FT	FTA	Pct	Off	Def	Tot	Avg	PF	FO	Ast	TO	Blk	Stl	Pts	Avg
2019-20	2	0	2	1.0	0	0	.000	0	0	.000	0	0	.000	0	1	1	0.5	1	0	0	0	1	0	0	0.0
FOOTBALL	GP	GS	Solo	Ast	Total	Tackles	TFL	Yds	Sacks	Yds	Int	Yds	PBU	PD	Qbh	FR	Yds	FF	Blkd	Kick	Saf				
2016 (Rfr.)	2	0	.	.	.	.	.	.	.	.	.	.	.	.	.	.	.	.	.	.	.	.	.	.	.
2017 (So.)	2	0	.	.	.	.	.	.	.	.	.	.	.	.	.	.	.	.	.	.	.	.	.	.	.
2018 (Jr.)	11	0	11	9	20	1.0	-5	.	.	.	.	.	.	.	1	.	.	1	.	.	.	.	.	.	
2019 (Sr.)	10	1	10	7	17	5.5	-27	4.5	-23	.	.	.	.	.	2	.	.	1	.	.	.	.	.	.	
<b>CAREER</b>	<b>22</b>	<b>1</b>	<b>21</b>	<b>16</b>	<b>37</b>	<b>6.5</b>	<b>-32</b>	<b>4.5</b>	<b>-23</b>	<b>.</b>	<b>.</b>	<b>.</b>	<b>.</b>	<b>.</b>	<b>3</b>	<b>.</b>	<b>.</b>	<b>2</b>	<b>.</b>	<b>.</b>	<b>.</b>	<b>.</b>	<b>.</b>	<b>.</b>	

# 15 MASON JONES

G • Jr. • 6-5 • 200  
Desoto, Texas || Triple A Academy

THE ONLY PLAYER IN THE SEC TO RANK AMONG THE TOP 20 IN SCORING (1st) AND REBOUNDS (15th) WHILE RANKING AMONG THE TOP 11 IN STEALS (5th) AND ASSISTS (11th).

• FT Made	126	<b>6th NCAA</b>	<b>1st SEC</b>
• FT Pct	87.0%	131st NCAA	5th SEC
• Def Reb/Gm	5.45	132nd NCAA	5th SEC
• Minutes/Gm	33:09	221st NCAA	11th SEC
• 3PT Made/GM	2.05	24th NCAA	7th SEC

• Points/Gm	19.8	30th NCAA	<b>1st SEC</b>
• FT Att	151	<b>9th NCAA</b>	<b>1st SEC</b>
• Steals/Gm	1.80	80th NCAA	5th SEC
• Assists/Gm	3.5	228th NCAA	11th SEC
• FG Pct	44.2%	202nd NCAA	7th SEC

• Games in double figure pts: 37 for career ● 17 for 2019-20  
• Led team in scoring: 22 for career (15-7) ● 12 for 2019-20 (8-4)  
• **Has 5+ rebounds in 18 of his 20 games**

- SEC PLAYER OF THE WEEK (Nov. 11): 32 pts - 7 rebs - 5 steals in season-opening win over Rice.
- SEC PLAYER OF THE WEEK (Dec. 16): 41 pts - 6 rebs - 4 steals - season-high 4 assists versus Tulsa.
- SEC co-PLAYER OF THE WEEK (Feb. 3): Avg. 32.0 pts & 8.5 rebs - 34 pts & 12 rebs vs USC • 30 pts and 5 rebs at Bama.

• **1st Razorback since Jannerro Pargo (2002) to score at least 30 pts in back-to-back games**  
• Made his first 27 from the free throw line this season ... Also had a streak of 24 straight FT.

**2019-20 HIGHLIGHTS:**

• Named **SEC PLAYER OF THE WEEK** as he scored then career-high 32 in the season opener versus Rice - the 2nd-highest point production by a Razorback in a season opener ... Also had career highs in FG made (12), FG att (18) and steals (5) ● Led the team in scoring (16), rebounds (6) and assists (2) in the win over North Texas ● Led the team in scoring (19), assists (4), steals (4) and blocked shots (1) in the win over Montana ● Made a **game-winning 3-pointer with 0.1 seconds left in overtime** (Arkansas' only points in OT) at Georgia Tech for a 62-61 win ... Scored 24 points with seven rebounds and five steals ● Missed the Northern Kentucky game due to an injured shoulder ... Came back **versus Austin Peay** and scored **16 points while taking just six shots** ... Made two 3's and was 6-of-6 at the free throw line ● Named **SEC PLAYER OF THE WEEK** as he scored career-high 41 points and added six rebounds, while leading the team in assists (4) and steals (4) ... Tied career highs going 12-of-18 from the field (7-of-7 from 2-point range) ... 41 points ties for 7th-most in Arkansas history ... In the first half, scored 20 points, including a long 3-pointer at the buzzer for a 16-point halftime lead ... After Tulsa worked its 16-point deficit to nine (68-59 with 11:49 left), Jones scored 15 straight for the Razorbacks during an 18-5 run to give Arkansas a 22-point lead (86-64) ● Missed his first 3 treys, but made two inside the final minute en route to 20 points in come-from-behind win vs Tulsa ... Tied season-high with nine rebounds and had game-high four assists ... **With Hogs' down 5 with 4:14, scored 8** - hit 3's at 1:24 to tie game and 0:53 left for 3-pt lead ... Sealed win with two free throws with 25 seconds left ● Also hit back-to-back treys late at Indiana to give the Hogs a 5-pt lead (67-62 with 2:01 left) ... Finished with 21 points, making four triples, with six rebounds and six assists ● Tied Isaiah Joe with a team-best 17 points vs Texas A&M while leading the team in rebounds, (6) and steals (3) ● At LSU, led team in points (24), assists (4) and steals (2) ... Added five rebounds ● Had a **career-high nine assists** at Ole Miss ... Also led the team in rebounds (6) and steals (3) ... Scored 13, making 6-of-6 at the free throw line ● Only scored one point versus Vanderbilt, but had eight assists (one shy of career high) with seven rebounds ● Led the team in scoring (19), rebounds (6) and assists (2) versus Kentucky ... Scored nine points during a 20-6 run as the Hogs went from 11 down to up 3 with 8:19 to play ● Had 18 of his 20 pts at Mississippi State in the second half ... **Tied SEC career-best with seven rebounds** to lead the team ... Also led the team with four assists ● Scored 19 of his 20 pts in the TCU win in the second half, making 10-of-15 free throws ... Added five rebounds and four assists ● Named **SEC PLAYER OF THE WEEK** ... **FIRST**, posted **second career double-double** vs South Carolina with **34 points (SEC career-high)** and a **career-high 12 rebounds** ... Led the team with four assists ... Was 15-of-16 at the free throw line ... Had 26 and 9 in the second half, making 13-of-14 FT ● **SECOND**, led Hogs to come-from-behind win at Alabama, scoring 30 points, grabbing five rebounds and getting two steals ... Had SEC career-high in FG (10) and a career-high FGA (20).



**DOUBLE-DOUBLES (2)**  
12/01/18 • FIU 19 pts 10 reb  
01/29/20 • S Caro 34 pts 12 reb

**30-PT GAMES (6)**  
01/12/19 • LSU 30  
02/16/19 • MISSISSIPPI ST 30  
11/05/19 • RICE 32  
12/14/19 • TULSA 41  
01/29/20 • SOUTH CAROLINA 34  
02/01/20 • @ Alabama 30

## MASON JONES 2019-20 GAME STATS

Opponent	Date	GS	Min	FG	FGA	Pct	3FG	3A	Pct	FT	FTA	Pct	O	D	Tot	Avg	PF	FO	A	TO	Bk	Stl	Pts	Avg	
RICE	11/05/19	*	33	12	18	.667	4	8	.500	4	4	1.000	1	6	7	7.0	0	0	3	3	0	5	32	32.0	
NORTH TEXAS	11/12/19	*	29	3	8	.375	1	5	.200	9	9	1.000	2	4	6	6.5	2	0	2	1	0	0	16	24.0	
MONTANA	11/16/19	*	35	5	13	.385	1	5	.200	8	8	1.000	3	2	5	6.0	2	0	4	2	1	4	19	22.3	
TEXAS SOUTHERN	11/19/19	*	20	2	4	.500	0	2	.000	2	2	1.000	0	2	2	5.0	2	0	1	4	2	1	6	18.3	
SOUTH DAKOTA	11/22/19	*	33	5	12	.417	0	3	.000	4	4	1.000	1	6	7	5.4	4	0	0	3	0	1	14	17.4	
at Georgia Tech	11/25/19	*	39	7	13	.538	3	8	.375	7	10	.700	0	7	7	5.7	4	0	3	6	0	5	24	18.5	
NORTHERN KY	11/30/19	DNP																							
AUSTIN PEAY	12/03/19	*	27	4	6	.667	2	4	.500	6	6	1.000	0	4	4	5.4	4	0	2	6	0	0	16	18.1	
at Western Kentucky	12/07/19	*	36	1	9	.111	0	4	.000	6	6	1.000	1	8	9	5.9	3	0	1	3	0	0	8	16.9	
TULSA	12/14/19	*	39	12	18	.667	5	11	.455	12	13	.923	1	5	6	5.9	2	0	4	1	1	4	41	19.6	
vs Valparaiso	12/21/19	*	29	5	12	.417	2	5	.400	8	9	.889	1	8	9	6.2	4	0	4	7	0	0	20	19.6	
at Indiana	12/29/19	*	31	8	17	.471	4	9	.444	1	1	1.000	0	6	6	6.2	4	0	6	4	0	0	21	19.7	
TEXAS A&M	01/04/20	*	37	5	17	.294	4	11	.364	3	5	.600	3	3	6	6.2	2	0	3	1	0	3	17	19.5	
at LSU	01/08/20	*	39	7	15	.467	4	7	.571	6	6	1.000	0	5	5	6.1	5	1	4	2	0	2	24	19.8	
at Ole Miss	01/11/20	*	38	3	12	.250	1	4	.250	6	6	1.000	0	6	6	6.1	2	0	9	4	0	3	13	19.4	
VANDERBILT	01/15/20	*	31	0	7	.000	0	5	.000	1	2	.500	1	6	7	6.1	4	0	8	2	0	1	1	18.1	
KENTUCKY	01/18/20	*	35	5	15	.333	1	5	.200	8	12	.667	1	5	6	6.1	5	1	2	4	0	2	19	18.2	
at Mississippi St.	01/22/20	*	30	7	16	.438	2	7	.286	4	4	1.000	1	6	7	6.2	3	0	4	3	1	1	20	18.3	
TCU	01/25/20	*	29	4	11	.364	2	4	.500	10	15	.667	1	4	5	6.1	2	0	4	2	0	1	20	18.4	
SOUTH CAROLINA	01/29/20	*	34	9	15	.600	1	6	.167	15	16	.938	1	11	12	6.4	4	0	4	7	0	1	34	19.2	
at Alabama	02/01/20	*	38	10	20	.500	4	7	.571	6	13	.462	0	5	5	6.4	4	0	1	2	0	2	30	19.8	
Totals			20	662	114	258	.442	41	120	.342	126	151	.834	18	109	127	6.4	62	2	69	67	5	36	395	19.8

• PERSONAL BESTS •

**POINTS**  
Season: 41 vs Tulsa (12/14/19)  
Career: 41 vs Tulsa (12/14/19)

**SEC ONLY**  
34 vs South Carolina (01/29/20)  
34 vs South Carolina (02/29/20)

**FG MADE**  
Season: 12 (2x) last vs Tulsa (12/14/19)  
Career: 12 (2x) last vs Tulsa (12/14/19)

**SEC ONLY**  
10 at Alabama (02/01/20)  
10 at Alabama (02/01/20)

**FG ATTEMPTED**  
Season: 20 at Alabama (02/01/20)  
Career: 20 at Alabama (02/01/20)

**SEC ONLY**  
20 at Alabama (02/01/20)  
20 at Alabama (02/01/20)

**3-POINT FG MADE**  
Season: 5 vs Tulsa (12/14/19)  
Career: 6 vs. Ole Miss (03/02/19)

**SEC ONLY**  
4 (3x) last at Alabama (02/01/20)  
6 vs Ole Miss (03/02/19)

**3-PT FG ATTEMPTS**  
Season: 11 vs Tulsa (12/14/19)  
Career: 13 vs Georgia Tech (12/19/18)

**SEC ONLY**  
11 vs Texas A&M (01/04/20)  
11 (3x), last vs TX A&M (01/04/20)

**FT MADE**  
Season: 15 vs South Carolina (01/29/20)  
Career: 15 vs South Carolina (01/29/20)

**SEC ONLY**  
15 vs South Carolina (01/29/20)  
15 vs South Carolina (01/29/20)

**FT ATTEMPTED**  
Season: 16 vs South Carolina (01/29/20)  
Career: 16 vs South Carolina (01/29/20)

**SEC ONLY**  
16 vs South Carolina (01/29/20)  
16 vs South Carolina (01/29/20)

**REBOUNDS**  
Season: 12 vs South Carolina (01/29/20)  
Career: 12 vs South Carolina (01/29/20)

**SEC ONLY**  
12 vs South Carolina (01/29/20)  
12 vs South Carolina (01/29/20)

**ASSISTS**  
Season: 9 at Ole Miss (01/11/20)  
Career: 9 at Ole Miss (01/11/20)

**SEC ONLY**  
4 (3x) last vs USC (01/29/20)  
4 (3x) last vs USC (01/29/20)

**STEALS**  
Season: 5 (2x) last at Ga Tech (11/25/19)  
Career: 5 (2x) last at Ga Tech (11/25/19)

**SEC ONLY**  
3 (2x) last vs Vandy (01/15/20)  
3 (2x) last vs Vandy (01/15/20)

**BLOCKED SHOTS**  
Season: 2 vs Texas Southern (11/19/19)  
Career: 2 vs Texas Southern (11/19/19)

**SEC ONLY**  
1 (4x), last at USC (02/02/19)

**MINUTES**  
Season: 39:46 at Georgia Tech (11/25/19)  
Career: 39:46 at Georgia Tech (11/25/19)

**SEC ONLY**  
38:30 at LSU (01/08/20)  
38:30 at LSU (01/08/20)

## MASON JONES CAREER STATISTICS

Year	GP	GS	Min	Avg	FG	FGA	Pct	3FG	3FGA	Pct	FT	FTA	Pct	Off	Def	Tot	Avg	PF	FO	Ast	TO	Bk	Stl	Pts	Avg
2018-19	34	26	996	29.3	136	337	.404	76	208	.365	115	143	.804	18	114	132	3.9	77	2	96	61	5	31	463	13.6
2019-20	20	20	662	33.1	114	258	.442	41	120	.342	126	151	.834	18	109	127	6.4	62	2	69	67	5	36	395	19.8
TOTAL	54	46	1658	30.7	250	595	.420	117	328	.357	241	294	.820	36	223	259	4.8	139	4	165	128	10	67	858	15.9

# 24 ETHAN HENDERSON

F • So. • 6-8 • 210  
Little Rock, Ark. || Parkview Magnet HS

**2019-20 HIGHLIGHTS:**

- Named team's "Level 5" Player of the Game as he provided a huge spark off the bench in the first half versus Austin Peay ... During a 9-0 run - putting the Hogs up 25-18 - he had a dunk, three blocked shots and three rebounds ... The **three rejections were a career high** and he finished with four rebounds in 7:26 played.
- Grabbed three rebounds in three minutes versus Tulsa.

**PERSONAL BESTS**

<b>POINTS</b>	<b>SEC ONLY</b>
Season: 2 (3x) last vs Austin Peay (12/03/19)	
Career: 6 at Providence (03/19/19)	2 at Tennessee (01/15/19)
<b>FG MADE</b>	<b>SEC ONLY</b>
Season: 1 (3x) last vs Austin Peay (12/03/19)	
Career: 3 at Providence (03/19/19)	1 at Tennessee (01/15/19)
<b>FG ATTEMPTED</b>	<b>SEC ONLY</b>
Season: 1 (3x) last vs Austin Peay (12/03/19)	
Career: 6 at Providence (03/19/19)	1 (2x), last vs. Georgia (01/29/19)
<b>3-POINT FG MADE</b>	<b>SEC ONLY</b>
Season: --	--
Career: --	--
<b>3-PT FG ATTEMPTS</b>	<b>SEC ONLY</b>
Season: --	--
Career: --	--
<b>FT MADE</b>	<b>SEC ONLY</b>
Season: --	--
Career: 1 vs FIU (12.01/18)	--
<b>FT ATTEMPTED</b>	<b>SEC ONLY</b>
Season: 1 vs TCU (01/25/20)	--
Career: 2 vs FIU (12.01/18)	--
<b>REBOUNDS</b>	<b>SEC ONLY</b>
Season: 4 vs Austin Peay (12/03/19)	
Career: 5 at Providence (03/19/19)	1 at Tennessee (01/15/19)
<b>ASSISTS</b>	<b>SEC ONLY</b>
Season: --	--
Career: 1 vs UTA (11/23/18)	--
<b>STEALS</b>	<b>SEC ONLY</b>
Season: 1 vs Rice (11/05/19)	
Career: 2 at Tennessee (01/15/19)	2 at Tennessee (01/15/19)
<b>BLOCKED SHOTS</b>	<b>SEC ONLY</b>
Season: 3 vs Austin Peay (12/03/19)	
Career: 3 vs Austin Peay (12/03/19)	1 at Auburn (02/20/19)
<b>MINUTES</b>	<b>SEC ONLY</b>
Season: 12:01 vs Rice (11/05/19)	
Career: 18 at Providence (03/19/19)	2:07 at LSU (01/08/20) 4 at Tennessee (01/15/19)

**ETHAN HENDERSON 2019-20 GAME STATS**

Opponent	Date	GS	Min	FG	FGA	Pct	3FG	3A	Pct	FT	FTA	Pct	O	D	Tot	Avg	PF	FO	A	TO	Blk	Stl	Pts	Avg
RICE	11/05/19		12	1	1	1.000	0	0	.000	0	0	.000	0	3	3	3.0	3	0	0	1	1	1	2	2.0
NORTH TEXAS	11/12/19	DNP																						
MONTANA	11/16/19	DNP																						
TEXAS SOUTHERN	11/19/19		8	1	1	1.000	0	0	.000	0	0	.000	0	2	2	2.5	0	0	0	1	1	0	2	2.0
SOUTH DAKOTA	11/22/19	DNP																						
at Georgia Tech	11/25/19	DNP																						
NORTHERN KY	11/30/19	DNP																						
AUSTIN PEAY	12/03/19		7	1	1	1.000	0	0	.000	0	0	.000	1	3	4	3.0	3	0	0	0	3	0	2	2.0
at Western Kentucky	12/07/19		1	0	0	.000	0	0	.000	0	0	.000	0	0	0	2.3	0	0	0	0	0	0	0	1.5
TULSA	12/14/19		3	0	1	.000	0	0	.000	0	0	.000	2	1	3	2.4	0	0	1	0	0	0	0	1.2
vs Valparaiso	12/21/19	DNP																						
at Indiana	12/29/19	DNP																						
TEXAS A&M	01/04/20	DNP																						
at LSU	01/08/20		2	0	0	.000	0	0	.000	0	0	.000	0	0	0	2.0	0	0	0	0	0	0	0	1.0
at Ole Miss	01/11/20	DNP																						
VANDERBILT	01/15/20		1	0	0	.000	0	0	.000	0	0	.000	0	0	0	1.7	0	0	0	0	0	0	0	0.9
KENTUCKY	01/18/20	DNP																						
at Mississippi St.	01/22/20	DNP																						
TCU	01/25/20		3	0	0	.000	0	0	.000	0	1	1.000	0	0	0	1.5	1	0	0	0	0	0	0	0.8
SOUTH CAROLINA	01/29/20		1	0	0	.000	0	0	.000	0	0	.000	0	0	0	1.3	0	0	0	0	0	0	0	0.7
at Alabama	02/01/20	DNP																						
<b>Totals</b>			0	38	3	4	.750	0	0	.000	0	1.000	3	9	12	1.3	7	0	1	2	5	1	6	0.7



**ETHAN HENDERSON CAREER STATISTICS**

Year	GP	GS	Min	Avg	FG	FGA	Pct	3FG	3FGA	Pct	FT	FTA	Pct	Off	Def	Tot	Avg	PF	FO	Ast	TO	Blk	Stl	Pts	Avg
2018-19	12	0	51	4.3	5	10	.500	0	0	.000	1	3	.333	3	9	12	1.0	6	0	1	3	2	3	11	0.9
2019-20	9	0	38	4.2	3	4	.750	0	0	.000	0	1	.000	3	9	12	1.3	7	0	1	2	5	1	6	0.7
<b>TOTAL</b>	21	0	89	4.2	8	14	.571	0	0	.000	1	4	.250	6	18	24	1.1	13	0	2	5	7	4	17	0.8

# 33 JIMMY WHITT JR.

G • Gr. Sr. • 6-3 • 175  
Columbia, Mo. || Hickman HS

• Began career at Arkansas, transferred to SMU, returned to the Razorbacks as a graduate transfer ... B.S. in Sport Management from SMU in May 2019 ... Pursuing an M.Ed. in Adult and Lifelong Learning ... His brother, Marcus, was a GA on Coach Musselman's staff at Nevada.

- **8TH IN THE SEC IN SCORING (15.4 PPG)** thanks to a **career-high 30 vs Vandy**.
- **ALSO IN THE SEC: 2nd FG Made - 135 • 3rd FG% - 52.7% • 2nd Minutes/Gm - 36:39**
- Games in double figure points: 61 for career • 17 for 2019-20
- Scored his 1,000th career point vs Northern KY on old-fashion 3-point play
- **Played 158:18 over five games without a turnover** (Montana into Northern Kentucky)

**2019-20 HIGHLIGHTS:**

• Named **MVP of the Collegiate Hoops Roadshow - Razorback Regional** ... Averaged 1.8 points and 8.3 rebounds while shooting 63% from the field ... Had 14 points and seven rebounds versus Montana ... Record **sixth career double-double** – first as a Razorback – vs. Texas Southern with 17 points and 10 rebounds ... Tied a then career high with 24 points vs South Dakota ... Was 11-of-14 from the field ... **SET AN ARKANSAS RECORD** for most points by a guard in the 3-point era without attempting a 3-pointer (@HogStats.com) ... Tied his then career high a second time in three games with 24 points versus Northern Kentucky with nine rebounds • Only scored six points on 3-of-12 shooting, but played great defense versus Michael Devoe, getting two blocked shots and holding Devoe to 4-of-16 shooting • Scored 10 points and tied for team highs in both assists (4) and steals (3) vs. Valpo • Played all 40 minutes at LSU, the first Razorback to play all 40 minutes in a regulation game since 2009) ... Scored 22 points – his most versus SEC opponent ... Also had SEC highs in FG (9), FGA (13), FT (4) and FTA (4) • Made 7-of-8 from the free throw line, including two with eight seconds left, to seal come-from-behind win at Ole Miss ... Finished with 11 points and two steals • In the win over Vanderbilt, scored a **career-high 30 points** while leading the team in rebounds (8) and blocked shots (2) ... Was 14-of-24, including his first 3-point attempt of the year (a desperation shot as buzzer sounded for halftime) ... The 14 made field goals **SET AN ARKANSAS RECORD** for most by a Razorback guard in the 3-point era • **Career-best 8-of-8 from the free throw line** in scoring 14 vs Kentucky ... Added two blocked shots, two assists and a steal • Tied for team-high honors with 20 points at Mississippi State • Played all 40 minutes in the win over TCU ... Scored 20 ... Held TCU leading scorer Desmond Bane to just 3-of-6 FG and 8 points • Played key role in come-from-behind win at Alabama ... Scored 26 (11-of-19) and was 4-of-4 FT while adding 4 rebounds and **SEC career-high four steals** ... Had 18 of his 26 in the second half (7-of-10 FG; 4-4 FT) ... Had six points in an 11-1 run from 3:54-1:20 to turn 3-point deficit to a 7-point lead.

**TRIPLE-DOUBLES (1)**

Pts-Reb-Assst
11/29/18 - McNeese St. 12-10-10

**DOUBLE-DOUBLES (7)**

11/20/18 • Bradley 12 pts 13 reb
11/29/18 • McNeese St. * 12 pts 10 reb
01/04/19 • at Tulane + 11 pts 11 reb
01/10/19 • at UConn + 20 pts 10 reb
01/12/19 • Tulsa + 10 pts 10 reb
11/19/19 • TX Southern 17 pts 10 reb
17/07/19 • at Western Ky 17 pts 12 reb

\* - part of a triple-double  
+ - consecutive games

**PERSONAL BESTS**

POINTS	SEC ONLY
Season: 30 vs Vanderbilt (01/15/20)	30 vs Vanderbilt (01/15/20)
Career: 30 vs Vanderbilt (01/15/20)	30 vs Vanderbilt (01/15/20)
FG MADE	SEC ONLY
Season: 14 vs Vanderbilt (01/15/20)	14 vs Vanderbilt (01/15/20)
Career: 14 vs Vanderbilt (01/15/20)	14 vs Vanderbilt (01/15/20)
FG ATTEMPTED	SEC ONLY
Season: 24 vs Vanderbilt (01/15/20)	24 vs Vanderbilt (01/15/20)
Career: 24 vs Vanderbilt (01/15/20)	24 vs Vanderbilt (01/15/20)
3-POINT FG MADE	SEC ONLY
Season: --	--
Career: 2 (3x) last at UCF (03/04/18)	2 (2x), last vs LSU (02/23/16)
3-PT FG ATTEMPTS	SEC ONLY
Season: 1 vs Vanderbilt (01/15/20)	1 vs Vanderbilt (01/15/20)
Career: 6 at UCF (03/04/18)	3 vs LSU (02/23/16)
FT MADE	SEC ONLY
Season: 8 vs Kentucky (01/18/20)	8 vs Kentucky (01/18/20)
Career: 8 vs Kentucky (01/18/20)	8 vs Kentucky (01/18/20)
FT ATTEMPTED	SEC ONLY
Season: 8 (2x) last vs Kentucky (01/18/20)	8 (2x) last vs Kentucky (01/18/20)
Career: 8 (3x) last vs Kentucky (01/18/20)	8 (2x) last vs Kentucky (01/18/20)
REBOUNDS	SEC ONLY
Season: 12 at Western Kentucky (12/07/19)	8 vs Vanderbilt (01/15/20)
Career: 13 (2x) last vs Bradley (11/20/18)	8 vs Vanderbilt (01/15/20)
ASSISTS	SEC ONLY
Season: 5 vs Rice (11/05/19)	2 vs Kentucky (01/18/20)
Career: 10 vs McNeese (11/29/18)	2 (5x) last vs Kentucky (01/18/20)
STEALS	SEC ONLY
Season: 4 at Alabama (02/01/20)	4 at Alabama (02/01/20)
Career: 5 (3x) vs Memphis (2/14/18)	4 at Alabama (02/01/20)
BLOCKED SHOTS	SEC ONLY
Season: 2 (3x) last vs Kentucky (01/18/20)	2 (2x) last vs Kentucky (01/18/20)
Career: 3 (2x) at Memphis (01/19/19)	2 (3x) last vs Kentucky (01/18/20)
MINUTES	SEC ONLY
Season: 43:47 at Georgia Tech (11/25/19)	40:00 at LSU (01/08/20)
Career: 43:47 at Georgia Tech (11/25/19)	40:00 at LSU (01/08/20)

**JIMMY WHITT JR. 2019-20 GAME STATS**

Opponent	Date	GS	Min	FG	FGA	Pct	3FG	3A	Pct	FT	FTA	Pct	O	D	Tot	Avg	PF	FO	A	TO	Blk	Stl	Pts	Avg	
RICE	11/05/19	*	28	1	4	.250	0	0	.000	0	0	.000	2	2	4	4.0	0	0	5	2	1	1	2	2.0	
NORTH TEXAS	11/12/19	*	35	5	10	.500	0	0	.000	3	4	.750	0	1	1	2.5	4	0	2	1	1	3	13	7.5	
MONTANA	11/16/19	*	28	6	12	.500	0	0	.000	2	3	.667	2	5	7	4.0	3	0	2	4	0	1	14	9.7	
TEXAS SOUTHERN	11/19/19	*	34	8	13	.615	0	0	.000	1	2	.500	2	8	10	5.5	1	0	1	0	0	0	17	11.5	
SOUTH DAKOTA	11/22/19	*	35	11	14	.786	0	0	.000	2	3	.667	1	6	7	5.8	1	0	1	0	1	3	24	14.0	
at Georgia Tech	11/25/19	*	44	3	12	.250	0	0	.000	0	2	.000	0	4	4	5.5	3	0	2	0	2	0	6	12.7	
NORTHERN KY	11/30/19	*	38	9	15	.600	0	0	.000	6	7	.857	3	6	9	6.0	4	0	2	1	0	1	24	14.3	
AUSTIN PEAY	12/03/19	*	37	7	13	.538	0	0	.000	3	4	.750	1	1	2	5.5	0	0	1	2	0	1	17	14.6	
at Western Kentucky	12/07/19	*	44	8	18	.444	0	0	.000	1	3	.333	3	9	12	6.2	5	1	4	1	0	1	17	14.9	
TULSA	12/14/19	*	33	5	8	.625	0	0	.000	1	2	.500	0	5	5	6.1	3	0	4	1	0	1	11	14.5	
vs Valparaiso	12/21/19	*	37	5	10	.500	0	0	.000	0	1	.000	2	1	3	5.8	2	0	4	3	0	3	10	14.1	
at Indiana	12/29/19	*	32	3	5	.600	0	0	.000	1	2	.500	0	3	3	5.6	3	0	3	3	1	2	7	13.5	
TEXAS A&M	01/04/20	*	37	6	11	.545	0	0	.000	0	0	.000	1	3	4	5.5	2	0	1	3	1	0	12	13.4	
at LSU	01/08/20	*	40	9	13	.692	0	0	.000	4	4	1.000	0	3	3	5.3	3	0	0	1	0	0	22	14.0	
at Ole Miss	01/11/20	*	40	2	9	.222	0	0	.000	7	8	.875	2	1	3	5.1	3	0	0	2	0	2	11	13.8	
VANDERBILT	01/15/20	*	38	14	24	.583	0	1	.000	2	4	.500	3	5	8	5.3	3	0	0	1	2	1	30	14.8	
KENTUCKY	01/18/20	*	35	3	9	.333	0	0	.000	8	8	1.000	1	4	5	5.3	2	0	2	2	2	1	14	14.8	
at Mississippi St.	01/22/20	*	39	9	15	.600	0	0	.000	2	5	.400	1	3	4	5.2	2	0	0	0	1	1	20	15.1	
TCU	01/25/20	*	40	8	15	.533	0	0	.000	4	4	1.000	0	2	2	5.1	0	0	2	1	0	1	20	15.3	
SOUTH CAROLINA	01/29/20	*	36	2	7	.286	0	0	.000	3	6	.500	2	1	3	5.0	1	0	0	0	0	1	7	14.9	
at Alabama	02/01/20	*	39	11	19	.579	0	0	.000	4	4	1.000	2	2	4	4.9	2	0	2	1	0	4	26	15.4	
Totals			21	769	135	256	.527	0	1	0.000	54	76	.711	28	75	103	4.9	47	1	38	29	12	28	324	15.4



**JIMMY WHITT JR. CAREER STATISTICS**

Year	GP	GS	Min	Avg	FG	FGA	Pct	3FG	3FGA	Pct	FT	FTA	Pct	Off	Def	Tot	Avg	PF	FO	Ast	TO	Blk	Stl	Pts	Avg
2015-16 (ARK)	32	10	552	17.2	75	194	.387	6	16	.375	38	48	.792	11	42	53	1.7	66	0	35	31	6	20	194	6.1
2016-17 - REDSHIRTED AT SMU																									
2017-18 (SMU)	33	33	1096	33.2	140	287	.488	6	21	.286	60	101	.594	50	121	171	5.2	76	1	114	54	16	60	346	10.5
2018-19 (SMU)	30	30	1053	35.1	162	332	.488	4	28	.143	42	74	.568	62	131	193	6.4	71	1	119	44	13	43	370	12.3
2019-20 (ARK)	21	21	769	36.6	135	256	.527	0	1	.000	54	76	.711	28	75	103	4.9	47	1	38	29	12	28	324	15.4
TOTAL	116	94	3470	29.9	512	1069	.479	16	66	.242	194	299	.649	151	369	520	4.5	260	3	306	158	47	151	1234	10.6

# 35 REGGIE CHANEY

F • So. • 6-8 • 222  
Tulsa, Okla. || Findlay Prep (Nev.)

- **SHOOTING 71-7% FROM THE FIELD (33-of-46)**
- **Has made 22 of his last 29 attempts (75.9%) from the field, including a streak of 13 consecutive makes.**
- **Last two games has posted SEC career-highs in rebounds (7 vs South Carolina and 11 at Alabama)**
- **While Arkansas is 1-3 over its last four games, Chaney is the only Razorback with a positive Plus-Minus in each of the three losses (+2 Kentucky • +12 Mississippi State • +11 South Carolina)**
- Has a blocked shot in 31 of his 52 career games, including 8 with at least 3 rejections (2 in 2019-20)

**2019-20 HIGHLIGHTS:**

- Missed the first three games ... In his debut (vs Texas Southern) was very efficient in his 19 minutes played ... **Tied a career high with four steals** ... Was 3-of-4 from the field for six points with two rebounds and a blocked shot.
- Was 3-of-3 from the field - all dunks - while adding three blocked shots.
- Posted **career highs in rebounds (11) and assists (5)** versus Northern Kentucky.
- Blocked three shots and had six rebounds in just 13 minutes at Western Kentucky.
- Led the team with seven rebounds vs Tulsa.
- Scored six with four rebounds at Indiana ... Helped hold Travce Jackson-Davis, who scored 20 in the game, to just four in the second half and no shot attempts over the final eight minutes.
- After playing single-digit minutes with zero rebounds over his previous three games, played a near perfect game versus Vanderbilt ... Was 6-of-6 from the field (including two dunks) and 2-of-2 at the free throw line ... **Tied a career-high with 14 points** - his most in an SEC game ... Added three rebounds and two assists.
- Was 4-of-5 from the field at Mississippi State in scoring eight points with two rebounds, a blocked shot and a steal.
- Got first start of the season versus TCU ... Was 0-of-3 in the first half but was 3-of-3 in the second ... The three field goals were on consecutive trips as Arkansas went from a 3-point lead to a 9-point lead.
- Pulled down a then **SEC career-high seven rebounds** vs South Carolina only to get **11 boards, tying overall career-high**, in the next game at Alabama ... Added two blocked shots at Bama and was a **career-best 4-of-5 at the free throw line** ... Scored four in a 6-0 as Hogs went from down one to up five ... Helped spur an 11-1 run inside the final four minutes, blocked a shot and got the rebound as the Hogs went from down one to up seven.

## REGGIE CHANEY 2019-20 GAME STATS

Opponent	Date	GS	Min	FG	FGA	Pct	3FG	3A	Pct	FT	FTA	Pct	O	D	Tot	Avg	PF	FO	A	TO	Blk	Stl	Pts	Avg
RICE	11/05/19	DNP																						
NORTH TEXAS	11/12/19	DNP																						
MONTANA	11/16/19	DNP																						
TEXAS SOUTHERN	11/19/19	19	3	4	.750	0	0	.000	0	1	1.000	1	1	2	2.0	0	0	0	0	0	1	4	6	6.0
SOUTH DAKOTA	11/22/19	15	3	3	1.000	0	0	.000	0	0	.000	1	1	2	2.0	4	0	2	0	3	1	1	6	6.0
at Georgia Tech	11/25/19	12	0	1	.000	0	0	.000	0	0	.000	1	1	2	2.0	2	0	0	1	1	1	0	0	4.0
NORTHERN KY	11/30/19	24	3	5	.600	0	0	.000	0	0	.000	2	9	11	4.3	5	1	5	1	0	0	0	6	4.5
AUSTIN PEAY	12/03/19	14	0	0	.000	0	0	.000	0	1	1.000	0	2	2	3.8	3	0	1	2	0	2	0	0	3.6
at Western Kentucky	12/07/19	13	0	0	.000	0	0	.000	0	0	.000	2	4	6	4.2	3	0	1	2	3	0	0	0	3.0
TULSA	12/14/19	18	2	2	1.000	0	0	.000	1	2	.500	0	7	7	4.6	3	0	2	1	0	1	5	3.3	
vs Valparaiso	12/21/19	13	0	1	.000	0	0	.000	3	6	.500	0	2	2	4.3	2	0	2	2	0	0	3	3.3	
at Indiana	12/29/19	17	3	4	.750	0	0	.000	0	0	.000	3	1	4	4.2	1	0	0	0	0	0	6	3.6	
TEXAS A&M	01/04/20	7	1	1	1.000	0	0	.000	0	0	.000	0	0	0	3.8	2	0	0	3	0	0	2	3.4	
at LSU	01/08/20	7	0	0	.000	0	0	.000	0	0	.000	0	0	0	3.5	4	0	1	0	0	0	0	3.1	
at Ole Miss	01/11/20	4	0	0	.000	0	0	.000	0	0	.000	0	0	0	3.2	1	0	0	1	0	0	0	2.8	
VANDERBILT	01/15/20	21	6	6	1.000	0	0	.000	2	2	1.000	2	1	3	3.2	2	0	2	2	0	0	14	3.7	
KENTUCKY	01/18/20	15	2	2	1.000	0	0	.000	0	0	.000	1	2	3	3.1	2	0	0	1	1	0	4	3.7	
at Mississippi St.	01/22/20	17	4	5	.800	0	0	.000	0	0	.000	2	0	2	3.1	2	0	0	0	1	1	8	4.0	
TCU	01/25/20 *	14	3	6	.500	0	0	.000	0	0	.000	1	0	1	2.9	1	0	0	2	0	0	6	4.1	
SOUTH CAROLINA	01/29/20 *	22	1	2	.500	0	0	.000	1	4	.250	2	5	7	3.2	4	0	0	1	0	1	3	4.1	
at Alabama	02/01/20 *	25	2	4	.500	0	0	.000	4	5	.800	5	6	11	3.6	5	1	0	1	2	1	8	4.3	
Totals		3	277	33	46	.717	0	0	.000	11	21	.524	23	42	65	3.6	46	2	16	20	12	13	77	4.3

**PERSONAL BESTS**

<b>POINTS</b> Season: 14 vs Vanderbilt (01/15/20) Career: 14 (2x) last vs Vandy (01/15/20)	<b>SEC ONLY</b> 14 vs Vanderbilt (01/15/20) 14 vs Vanderbilt (01/15/20)
<b>FG MADE</b> Season: 6 vs Vanderbilt (01/15/20) Career: 7 at Providence (03/19/19)	<b>SEC ONLY</b> 6 vs Vanderbilt (01/15/20) 6 (2x) last vs Vandy (01/15/20)
<b>FG ATTEMPTED</b> Season: 6 vs Vanderbilt (01/15/20) Career: 9 (2x) last at Providence (03/19/19)	6 vs Vanderbilt (01/15/20) 8 vs LSU (01/12/19)
<b>3-POINT FG MADE</b> Season: -- Career: --	<b>SEC ONLY</b> -- --
<b>3-PT FG ATTEMPTS</b> Season: -- Career: --	<b>SEC ONLY</b> -- --
<b>FT MADE</b> Season: 4 at Alabama (02/01/20) Career: 4 at Alabama (02/01/20)	<b>SEC ONLY</b> 4 at Alabama (02/01/20) 4 at Alabama (02/01/20)
<b>FT ATTEMPTED</b> Season: 6 vs Valpo (12/21/19) Career: 6 vs Valpo (12/21/19)	<b>SEC ONLY</b> 5 at Alabama (02/01/20) 5 at Alabama (02/01/20)
<b>REBOUNDS</b> Season: 11 (2x) last at Alabama (02/01/20) Career: 11 (2x) last at Alabama (02/01/20)	<b>SEC ONLY</b> 11 at Alabama (02/01/20) 11 at Alabama (02/01/20)
<b>ASSISTS</b> Season: 5 vs Northern Kentucky (11/30/19) Career: 5 vs Northern Ky (11/30/19)	<b>SEC ONLY</b> 2 vs Vanderbilt (01/15/20) 4 vs Missouri (01/23/19)
<b>STEALS</b> Season: 4 vs Texas Southern (11/19/19) Career: 4 (3x), last vs TX SOU (11/19/19)	<b>SEC ONLY</b> -- 4 vs LSU (01/12/19)
<b>BLOCKED SHOTS</b> Season: 3 (2x) last at Western Ky (12/07/19) Career: 7 at Providence (03/19/19)	<b>SEC ONLY</b> 2 at Alabama (02/01/20) 5 vs Georgia (01/29/19)
<b>MINUTES</b> Season: 24:51 at Alabama (02/01/20) Career: 28 (2x), last at Providence (03/19/19)	<b>SEC ONLY</b> 24:51 at Alabama (02/01/20) 27 vs LSU (01/12/19)



## REGGIE CHANEY CAREER STATISTICS

Year	GP	GS	Min	Avg	FG	FGA	Pct	3FG	3FGA	Pct	FT	FTA	Pct	Off	Def	Tot	Avg	PF	FO	Ast	TO	Blk	Stl	Pts	Avg
2018-19	34	2	555	16.3	83	150	.553	0	0	.000	17	33	.515	40	78	118	3.5	82	2	25	46	46	21	183	5.4
2019-20	18	3	277	15.4	33	46	.717	0	0	.000	11	21	.524	23	42	65	3.6	46	2	16	20	12	13	77	4.3
TOTAL	52	5	832	16.0	116	196	.592	0	0	.000	28	54	.519	63	120	183	3.5	128	4	41	66	58	34	260	5.0



# ARKANSAS RAZORBACKS

## 2019-20 COMBINED REPORT

RECORD:	OVERALL	HOME	AWAY	NEUTRAL
ALL GAMES	16-5	11-2	4-3	1-0
CONFERENCE	4-4	2-2	2-2	0-0
NON-CONFERENCE	12-1	9-0	2-1	1-0

##	Player	GP	GS	Min	Avg	• TOTAL •			• 3-PTS •			• REBOUNDS •				PF	FO	A	TO	Blk	Stl	Pts	Avg				
						FG	FGA	Pct	3FG	3FGA	Pct	FT	FTA	Pct	Off									Def	Tot	Avg	
15	Mason Jones	20	20	662	33.1	114	258	.442	41	120	.342	126	151	.834	18	109	127	6.4	62	2	69	67	5	36	395	19.8	
1	Isaiah Joe	20	19	718	35.9	100	278	.360	72	212	.340	47	57	.825	13	73	86	4.3	32	0	38	35	6	30	319	16.0	
33	Jimmy Whitt Jr.	21	21	769	36.6	135	256	.527	0	1	.000	54	76	.711	28	75	103	4.9	47	1	38	29	12	28	324	15.4	
3	Desi Sills	21	19	638	30.4	73	174	.420	20	85	.235	34	51	.667	10	51	61	2.9	62	2	27	30	4	24	200	9.5	
2	Adrio Bailey	21	20	482	23.0	48	102	.471	6	17	.353	25	47	.532	25	70	95	4.5	62	1	14	25	35	27	127	6.0	
5	Jalen Harris	21	2	504	24.0	29	72	.403	12	40	.300	27	36	.750	9	43	52	2.5	57	1	53	28	6	19	97	4.6	
35	Reggie Chaney	18	3	277	15.4	33	46	.717	0	0	.000	11	21	.524	23	42	65	3.6	46	2	16	20	12	13	77	4.3	
0	Jeantal Cylla	18	1	153	8.5	9	31	.290	2	12	.167	2	6	.333	6	26	32	1.8	18	0	2	11	4	1	22	1.2	
24	Ethan Henderson	9	0	38	4.2	3	4	.750	0	0	.000	0	1	.000	3	9	12	1.3	7	0	1	2	5	1	6	0.7	
14	Jamario Bell	2	0	2	1.0	0	0	.000	0	0	.000	0	0	.000	0	1	1	0.5	1	0	0	0	1	0	0	0.0	
12	Ty Stevens	4	0	4	1.0	0	1	.000	0	0	.000	0	3	.000	0	0	0	0.0	0	0	0	0	0	0	0	0.0	
13	Emeka Obukwelu	3	0	3	1.0	0	1	.000	0	1	.000	0	0	.000	1	2	3	1.0	0	0	0	0	0	0	0	0.0	
TEAM.....												22 33 55 2.6				0	4				0						
The Razorbacks.....		21					544	1223	.445	153	488	.314	326	449	.726	158	534	692	33.0	394	9	258	251	90	179	1567	74.6
Opponents.....		21					481	1181	.407	95	384	.247	300	439	.683	226	578	804	38.3	429	-	208	359	59	106	1357	64.6

Team Statistics	ARK	OPP
<b>SCORING</b>	<b>1567</b>	<b>1357</b>
Points per game	74.6	64.6
Scoring margin	+10.0	-
<b>FIELD GOALS-ATT</b>	<b>544-1223</b>	<b>481-1181</b>
Field goal pct	.445	.407
<b>3 POINT FG-ATT</b>	<b>153-488</b>	<b>95-384</b>
3-point FG pct	.314	.247
3-pt FG made per game	7.3	4.5
<b>FREE THROWS-ATT</b>	<b>326-449</b>	<b>300-439</b>
Free throw pct	.726	.683
F-Throws made per game	15.5	14.3
<b>REBOUNDS</b>	<b>692</b>	<b>804</b>
Rebounds per game	33.0	38.3
Rebounding margin	-5.3	-
<b>ASSISTS</b>	<b>258</b>	<b>208</b>
Assists per game	12.3	9.9
<b>TURNOVERS</b>	<b>251</b>	<b>359</b>
Turnovers per game	12.0	17.1
Turnover margin	+5.1	-
Assist/turnover ratio	1.0	0.6
<b>STEALS</b>	<b>179</b>	<b>106</b>
Steals per game	8.5	5.0
<b>BLOCKS</b>	<b>90</b>	<b>59</b>
Blocks per game	4.3	2.8
<b>ATTENDANCE</b>	<b>193766</b>	<b>79624</b>
Home games-Avg/Game	13-14905	7-9142
Neutral site-Avg/Game	-	1-15630

SCORE BY PERIODS:	1st	2nd	OT	Total
Arkansas	714	844	9	1567
Opponents	631	711	15	1357

Date	Opponent	Result	Score	Attend
11/05/19	RICE	W	91-43	17274
11/12/19	NORTH TEXAS	W	66-43	12001
+ 11/16/19	MONTANA	W	64-46	13058
+ 11/19/19	TEXAS SOUTHERN	W	82-51	11182
+ 11/22/19	SOUTH DAKOTA	W	77-56	12581
11/25/19	at Georgia Tech	WOT	62-61	6547
+ 11/30/19	NORTHERN KENTUCKY	W	66-60	14080
12/03/19	AUSTIN PEAY	W	69-61	11995
12/07/19	at Western Kentucky	LOT	79-86	6862
12/14/19	TULSA	W	98-79	15589
! 12/21/19	vs Valparaiso	W	72-68	15630
12/29/19	at Indiana	W	71-64	14892
* 01/04/20	TEXAS A&M	W	69-59	<b>19200</b>
* 01/08/20	at LSU	L	77-79	8662
* 01/11/20	at Ole Miss	W	76-72	8233
* 01/15/20	VANDERBILT	W	75-55	14321
* 01/18/20	#10/12 KENTUCKY	L	66-73	<b>19200</b>
* 01/22/20	at Mississippi State	L	70-77	6337
% 01/25/20	TCU	W	78-67	<b>19200</b>
* 01/29/20	SOUTH CAROLINA	L	77-79	14085
* 02/01/20	at Alabama	W	82-78	12461

+ = Collegiate Hoops Roadshow (Razorback Regional)  
 ! = played at Simmons Bank Arena (North Little Rock, Ark.)  
 \* = SEC game  
 % = Big 12/SEC Challenge

# ARKANSAS RAZORBACKS

## 2019-20 SEASON RESULTS & LEADERS

RECORD:	OVERALL	HOME	AWAY	NEUTRAL
ALL GAMES	16-5	11-2	4-3	1-0
CONFERENCE	4-4	2-2	2-2	0-0
NON-CONFERENCE	12-1	9-0	2-1	1-0

DATE	TIME (CT)	OPPONENT	TV	RESULT	ATTEND	RECORD (SEC)	HIGH POINTS	HIGH REBOUNDS
11/05/19	7:00 pm	RICE	SEC Network Plus	W 91-43	17274	1-0 --	(32)Mason Jones	(9)Adrio Bailey
11/12/19	7:00 pm	NORTH TEXAS	SEC Network Plus	W 66-43	12001	2-0 --	(16)Mason Jones (16)Isaiah Joe	(6)Mason Jones (6)Desi Sills
11/16/19	4:00 pm	+ MONTANA	SEC Network Plus	W 64-46	13058	3-0 --	(19)Mason Jones	(11)Adrio Bailey
11/19/19	7:00 pm	+ TEXAS SOUTHERN	SEC Network Plus	W 82-51	11182	4-0 --	(33)Isaiah Joe	(10)Jimmy Whitt Jr.
11/22/19	8:00 pm	+ SOUTH DAKOTA	SEC Network	W 77-56	12581	5-0 --	(24)Jimmy Whitt Jr.	(7)Jimmy Whitt Jr. (7)Mason Jones
11/25/19	6:00 pm	at Georgia Tech	ACC Network	W (OT) 62-61	6547	6-0 --	(24)Mason Jones	(9)Isaiah Joe
11/30/19	4:00 pm	+ NORTHERN KENTUCKY	SEC Network Plus	W 66-60	14080	7-0 --	(24)Jimmy Whitt Jr.	(11)Reggie Chaney
12/03/19	7:00 pm	AUSTIN PEAY	SEC Network Plus	W 69-61	11995	8-0 --	(17)Jimmy Whitt Jr.	(6)Isaiah Joe
12/07/19	6:30 pm	at Western Kentucky	CBS Sports Network	79-86 L (OT)	6862	8-1 ---	(20)Desi Sills	(12)Jimmy Whitt Jr.
12/14/19	12:30 pm	TULSA	ESPNU	W 98-79	15589	9-1 --	(41)Mason Jones	(7)Reggie Chaney
12/21/19	7:00 pm	! vs Valparaiso	--	W 72-68	15630	10-1 --	(21)Isaiah Joe	(9)Mason Jones
12/29/19	TBA	at Indiana	Big Ten Network	W 71-64	14892	11-1 --	(24)Isaiah Joe	(8)Adrio Bailey
01/04/20	6:00 pm	* TEXAS A&M	SEC Network	W 69-59	<b>19200</b>	12-1 1-0	(17)Isaiah Joe (17)Mason Jones	(6)Mason Jones
01/08/20	8:00 pm	* at LSU	ESPNU	77-79 L	8662	12-2 1-1	(24)Mason Jones	(7)Adrio Bailey
01/11/20	5:00 pm	* at Ole Miss	SEC Network	W 76-72	8233	13-2 2-1	(34)Isaiah Joe	(6)Mason Jones
01/15/20	7:30 pm	* VANDERBILT	SEC Network	W 75-55	14321	14-2 3-1	(30)Jimmy Whitt Jr.	(8)Jimmy Whitt Jr.
01/18/20	3:00 pm	* #10/12 KENTUCKY	ESPN	66-73 L	<b>19200</b>	14-3 3-2	(19)Mason Jones	(6)Mason Jones
01/22/20	6:00 pm	* at Mississippi State	SEC Network	70-77 L	6337	14-4 3-3	(20)Jimmy Whitt Jr. (20)Mason Jones	(7)Mason Jones (7)Isaiah Joe
01/25/20	3:00 pm	% TCU	ESPN2	W 78-67	<b>19200</b>	15-4 --	(20)Jimmy Whitt Jr. (20)Mason Jones	(6)Adrio Bailey
01/29/20	7:30 pm	* SOUTH CAROLINA	SEC Network	77-79 L	14085	15-5 3-4	(34)Mason Jones	(12)Mason Jones
02/01/20	5:00 pm	* at Alabama	SEC Network	W 82-78	12461	16-5 4-4	(30)Mason Jones	(11)Reggie Chaney
02/04/20	6:00 pm	* AUBURN	SEC Network					
02/08/20	2:30 pm	* at Missouri	SEC Network					
02/11/20	6:00 pm	* at Tennessee	SEC Network					
02/15/20	Noon	* MISSISSIPPI STATE	SEC Network					
02/18/20	6:00 pm	* at Florida	ESPN / 2 / U					
02/22/20	Noon	* MISSOURI	SEC Network					
02/26/20	7:30 pm	* TENNESSEE	SEC Network					
02/29/20	5:00 pm	* at Georgia	SEC Network					
03/04/20	6:00 pm	* LSU	SEC Network					
03/07/20	3:30 pm	* at Texas A&M	SEC Network					
03/11-15/20		^ SEC Tournament						

Home Games in CAPS | \* - Southeastern Conference game | + = College Hoops Roadshow presented by AtmosAir - Razorback Regional  
! - at Simmons Bank Arena (North Little Rock, Ark.) | % - Big 12/SEC Challenge | ^ - SEC Tournament (Nashville, Tenn. - Bridgestone Arena)

ATTENDANCE SUMMARY	GAMES	TOTALS	AVG/GAME
HOME	13	193766	14905
AWAY	7	63994	9142
NEUTRAL	1	15630	15630
TOTAL	21	273390	13019

# ARKANSAS RAZORBACKS

## 2019-20 SEASON STATISTICS • ALL GAMES

RECORD:	OVERALL	HOME	AWAY	NEUTRAL
ALL GAMES	16-5	11-2	4-3	1-0
CONFERENCE	4-4	2-2	2-2	0-0
NON-CONFERENCE	12-1	9-0	2-1	1-0

##	Player	GP	GS	• TOTAL •			• 3-PTS •			• REBOUNDS •				PF	FO	A	TO	Blk	Stl	Pts						
				Min	Avg	FG	FGA	Pct	3FG	FGA	Pct	FT	FTA								Pct	Off	Def	Tot	Avg	
15	Mason Jones	20	20	662	33.1	114	258	.442	41	120	.342	126	151	.834	18	109	127	6.4	62	2	69	67	5	36	395	19.8
1	Isaiah Joe	20	19	718	35.9	100	278	.360	72	212	.340	47	57	.825	13	73	86	4.3	32	0	38	35	6	30	319	16.0
33	Jimmy Whitt Jr.	21	21	769	36.6	135	256	.527	0	1	.000	54	76	.711	28	75	103	4.9	47	1	38	29	12	28	324	15.4
3	Desi Sills	21	19	638	30.4	73	174	.420	20	85	.235	34	51	.667	10	51	61	2.9	62	2	27	30	4	24	200	9.5
2	Adrio Bailey	21	20	482	23.0	48	102	.471	6	17	.353	25	47	.532	25	70	95	4.5	62	1	14	25	35	27	127	6.0
5	Jalen Harris	21	2	504	24.0	29	72	.403	12	40	.300	27	36	.750	9	43	52	2.5	57	1	53	28	6	19	97	4.6
35	Reggie Chaney	18	3	277	15.4	33	46	.717	0	0	.000	11	21	.524	23	42	65	3.6	46	2	16	20	12	13	77	4.3
0	Jeantal Cylla	18	1	153	8.5	9	31	.290	2	12	.167	2	6	.333	6	26	32	1.8	18	0	2	11	4	1	22	1.2
24	Ethan Henderson	9	0	38	4.2	3	4	.750	0	0	.000	0	1	.000	3	9	12	1.3	7	0	1	2	5	1	6	0.7
14	Jamario Bell	2	0	2	1.0	0	0	.000	0	0	.000	0	0	.000	0	1	1	0.5	1	0	0	0	1	0	0	0.0
12	Ty Stevens	4	0	4	1.0	0	1	.000	0	0	.000	0	3	.000	0	0	0	0.0	0	0	0	0	0	0	0	0.0
13	Emeka Obukwelu	3	0	3	1.0	0	1	.000	0	1	.000	0	0	.000	1	2	3	1.0	0	0	0	0	0	0	0	0.0
TEAM.....												22	33	55	2.6	0		4		0						
ARKANSAS.....		21		544	1223	.445	153	488	.314	326	449	.726	158	534	692	33.0	394	9	258	251	90	179	1567	74.6		
Opponents.....		21		481	1181	.407	95	384	.247	300	439	.683	226	578	804	38.3	429	-	208	359	59	106	1357	64.6		

SCORE BY PERIODS:	1st	2nd	OT	Total
Arkansas	714	844	9	1567
Opponents	631	711	15	1357

DEADBALL REBOUNDS:	OFF	DEF	TOTAL
Arkansas	53	15	68
Opponents	63	12	75

# ARKANSAS RAZORBACKS

## 2019-20 STATISTICS • SEC GAMES ONLY

RECORD:	OVERALL	HOME	AWAY
SEC ONLY	4-4	2-2	2-2

##	Player	GP	GS	• TOTAL •			• 3-PTS •			• REBOUNDS •				PF	FO	A	TO	Blk	St	Pts	Avg					
				Min	Avg	FG	FGA	Pct	3FG	FGA	Pct	FT	FTA									Pct	Off	Def	Tot	Avg
15	Mason Jones	8	8	282	35.2	46	117	.393	17	52	.327	49	64	.766	7	47	54	6.8	29	2	35	25	1	15	158	19.8
33	Jimmy Whitt Jr.	8	8	304	38.0	56	107	.523	0	1	.000	30	39	.769	12	22	34	4.3	18	0	5	10	6	10	142	17.8
1	Isaiah Joe	8	7	271	33.9	36	103	.350	27	81	.333	11	13	.846	4	26	30	3.8	14	0	11	10	2	10	110	13.8
3	Desi Sills	8	7	243	30.4	22	55	.400	5	25	.200	16	23	.696	4	19	23	2.9	23	1	10	6	0	8	65	8.1
35	Reggie Chaney	8	2	118	14.8	16	20	.800	0	0	.000	7	11	.636	12	14	26	3.3	22	1	3	9	4	4	39	4.9
2	Adrio Bailey	8	7	153	19.1	14	33	.424	2	7	.286	7	18	.389	5	25	30	3.8	28	1	3	8	12	4	37	4.6
5	Jalen Harris	8	1	188	23.5	11	28	.393	4	14	.286	9	13	.692	3	15	18	2.3	25	1	20	5	1	6	35	4.4
0	Jeantal Cylla	6	0	34	5.7	2	6	.333	1	2	.500	1	4	.250	2	8	10	1.7	4	0	1	2	0	1	6	1.0
14	Jamario Bell	1	0	1	1.0	0	0	.000	0	0	.000	0	0	.000	0	1	1	1.0	0	0	0	0	0	0	0	0.0
24	Ethan Henderson	3	0	4	1.3	0	0	.000	0	0	.000	0	0	.000	0	0	0	0.0	0	0	0	0	0	0	0	0.0
12	Ty Stevens	1	0	1	1.0	0	0	.000	0	0	.000	0	0	.000	0	0	0	0.0	0	0	0	0	0	0	0	0.0
13	Emeka Obukwelu	1	0	1	1.0	0	0	.000	0	0	.000	0	0	.000	0	0	0	0.0	0	0	0	0	0	0	0	0.0
TEAM.....												9	12	21	2.6	0		2		0						
THE RAZORBACKS....		8		203	469	.433	56	182	.308	130	185	.703	58	189	247	30.9	163	6	88	77	26	58	592	74.0		
Opponents.....		8		190	439	.433	41	146	.281	151	211	.716	88	234	322	40.2	169	-	83	120	28	32	572	71.5		

SCORE BY PERIODS:	1st	2nd	OT	Total
Arkansas	264	328	-	592
Opponents	274	298	-	572

DEADBALL REBOUNDS:	OFF	DEF	TOTAL
Arkansas	23	5	28
Opponents	27	5	32

## 2019-20 RAZORBACK GAME-BY-GAME STATISTICS

Opponent	Date	Score	W/L	• TOTAL •			• 3-PTRS •			• REBOUNDS •				PF	A	TO	Blk	Stl	Pts	Avg			
				FG	FGA	Pct	3FG	FGA	Pct	FT	FTA	Pct	Off								Def	Tot	Avg
RICE	11/05/19	91-43	W	37	67	.552	10	25	.400	7	11	.636	10	35	45	45.0	16	19	21	5	14	91	91.0
NORTH TEXAS	11/12/19	66-43	W	20	45	.444	6	22	.273	20	24	.833	4	20	24	34.5	15	8	10	5	11	66	78.5
MONTANA	11/16/19	64-46	W	20	54	.370	4	20	.200	20	26	.769	14	23	37	35.3	18	9	13	2	11	64	73.7
TEXAS SOUTHERN	11/19/19	82-51	W	31	71	.437	6	26	.231	14	18	.778	11	25	36	35.5	14	13	10	10	13	82	75.8
SOUTH DAKOTA	11/22/19	77-56	W	31	66	.470	4	20	.200	11	12	.917	7	29	36	35.6	20	11	8	6	8	77	76.0
at Georgia Tech	11/25/19	62-61	Wot	22	59	.373	7	25	.280	11	16	.688	3	27	30	34.7	22	14	14	4	15	62	73.7
NORTHERN KY	11/30/19	66-60	W	23	55	.418	3	18	.167	17	22	.773	8	29	37	35.0	14	18	12	1	5	66	72.6
AUSTIN PEAY	12/03/19	69-61	W	22	46	.478	9	23	.391	16	18	.889	5	22	27	34.0	19	11	20	6	9	69	72.1
at Western Kentucky	12/07/19	79-86	Lot	28	67	.418	9	30	.300	14	20	.700	10	29	39	34.6	23	10	16	5	4	79	72.9
TULSA	12/14/19	98-79	W	34	60	.567	11	30	.367	19	29	.655	5	26	31	34.2	22	18	8	7	12	98	75.4
vs Valparaiso	12/21/19	72-68	W	21	52	.404	10	27	.370	20	31	.645	6	36	42	34.9	14	14	19	8	9	72	75.1
at Indiana	12/29/19	71-64	W	25	62	.403	12	31	.387	9	12	.750	9	26	35	34.9	18	11	11	3	5	71	74.8
TEXAS A&M	01/04/20	69-59	W	24	58	.414	10	29	.345	11	15	.733	8	19	27	34.3	17	12	9	2	9	69	74.3
at LSU	01/08/20	77-79	L	26	58	.448	8	25	.320	17	18	.944	3	21	24	33.6	22	9	7	4	8	77	74.5
at Ole Miss	01/11/20	76-72	W	23	56	.411	8	20	.400	22	27	.815	5	23	28	33.2	18	13	10	4	7	76	74.6
VANDERBILT	01/15/20	75-55	W	31	64	.484	5	20	.250	8	15	.533	9	29	38	33.5	19	19	7	3	5	75	74.6
KENTUCKY	01/18/20	66-73	L	19	57	.333	8	26	.308	20	30	.667	8	21	29	33.2	22	8	11	5	8	66	74.1
at Mississippi St.	01/22/20	70-77	L	30	63	.476	4	20	.200	6	11	.545	7	24	31	33.1	23	12	7	5	5	70	73.9
TCU	01/25/20	78-67	W	27	50	.540	6	9	.667	18	25	.720	8	18	26	32.7	16	14	12	2	5	78	74.1
SOUTH CAROLINA	01/29/20	77-79	L	22	54	.407	7	26	.269	26	40	.650	7	29	36	32.9	23	8	16	1	5	77	74.2
at Alabama	02/01/20	82-78	W	28	59	.475	6	16	.375	20	29	.690	11	23	34	33.0	19	7	10	2	11	82	74.6
Arkansas		1567		544	1223	.445	153	488	.314	326	449	.726	158	534	692	33.0	394	258	251	90	179	1567	74.6
Opponents		1357		481	1181	.407	95	384	.247	300	439	.683	226	578	804	38.3	429	208	359	59	106	1357	64.6

Games played: 21  
Points/game: 74.6  
FG Pct: 44.5  
3FG Pct: 31.4  
FT Pct: 72.6

Rebounds/game: 33.0  
Assists/game: 12.3  
Turnovers/game: 12.0  
Assist/turnover ratio: 1.0  
Steals/game: 8.5  
Blocks/game: 4.3

## 2019-20 OPPONENT GAME-BY-GAME STATISTICS

Opponent	Date	Score	W/L	• TOTAL •			• 3-PTRS •			• REBOUNDS •				PF	A	TO	Blk	Stl	Pts	Avg			
				FG	FGA	Pct	3FG	FGA	Pct	FT	FTA	Pct	Off								Def	Tot	Avg
RICE	11/05/19	91-43	W	16	56	.286	2	25	.080	9	15	.600	6	21	27	27.0	16	7	27	2	9	43	43.0
NORTH TEXAS	11/12/19	66-43	W	17	51	.333	2	17	.118	7	12	.583	14	23	37	32.0	22	8	18	0	3	43	43.0
MONTANA	11/16/19	64-46	W	18	56	.321	2	16	.125	8	14	.571	15	24	39	34.3	22	10	23	5	5	46	44.0
TEXAS SOUTHERN	11/19/19	82-51	W	19	55	.345	2	11	.182	11	19	.579	12	27	39	35.5	20	8	24	6	4	51	45.8
SOUTH DAKOTA	11/22/19	77-56	W	22	55	.400	3	12	.250	9	14	.643	6	24	30	34.4	15	11	13	1	5	56	47.8
at Georgia Tech	11/25/19	62-61	Wot	22	53	.415	2	12	.167	15	22	.682	10	37	47	36.5	16	7	24	1	6	61	50.0
NORTHERN KY	11/30/19	66-60	W	20	51	.392	8	24	.333	12	15	.800	5	27	32	35.9	19	9	12	4	10	60	51.4
AUSTIN PEAY	12/03/19	69-61	W	22	53	.415	6	19	.316	11	13	.846	10	20	30	35.1	21	8	21	0	4	61	52.6
at Western Kentucky	12/07/19	79-86	Lot	31	67	.463	5	19	.263	19	28	.679	12	32	44	36.1	19	11	15	4	7	86	56.3
TULSA	12/14/19	98-79	W	28	64	.438	4	18	.222	19	27	.704	14	25	39	36.4	23	10	13	1	5	79	58.6
vs Valparaiso	12/21/19	72-68	W	27	72	.375	7	25	.280	7	11	.636	9	34	43	37.0	27	13	16	1	9	68	59.5
at Indiana	12/29/19	71-64	W	25	59	.424	5	21	.238	9	18	.500	12	29	41	37.3	17	12	14	3	4	64	59.8
TEXAS A&M	01/04/20	69-59	W	21	45	.467	4	14	.286	13	20	.650	8	26	34	37.1	15	8	17	1	6	59	59.8
at LSU	01/08/20	77-79	L	27	66	.409	4	15	.267	21	28	.750	23	30	53	38.2	16	8	13	5	1	79	61.1
at Ole Miss	01/11/20	76-72	W	22	54	.407	3	13	.231	25	26	.962	10	30	40	38.3	24	6	16	4	5	72	61.9
VANDERBILT	01/15/20	75-55	W	19	48	.396	5	20	.250	12	22	.545	4	26	30	37.8	17	12	16	1	0	55	61.4
KENTUCKY	01/18/20	66-73	L	24	54	.444	5	14	.357	20	27	.741	12	35	47	38.4	24	12	16	5	5	73	62.1
at Mississippi St.	01/22/20	70-77	L	22	57	.386	6	19	.316	27	31	.871	11	30	41	38.5	15	12	9	4	4	77	62.9
TCU	01/25/20	78-67	W	24	50	.480	6	19	.316	13	20	.650	13	21	34	38.3	23	11	19	3	3	67	63.2
SOUTH CAROLINA	01/29/20	77-79	L	28	55	.509	6	20	.300	17	33	.515	5	31	36	38.2	33	14	16	2	4	79	64.0
at Alabama	02/01/20	82-78	W	27	60	.450	8	31	.258	16	24	.667	15	26	41	38.3	25	11	17	6	7	78	64.6
Opponents		1357		481	1181	.407	95	384	.247	300	439	.683	226	578	804	38.3	429	208	359	59	106	1357	64.6
Arkansas		1567		544	1223	.445	153	488	.314	326	449	.726	158	534	692	33.0	394	258	251	90	179	1567	74.6

Games played: 21

Points/game: 64.6

FG Pct: 40.7

3FG Pct: 24.7

FT Pct: 68.3

Rebounds/game: 38.3

Assists/game: 9.9

Turnovers/game: 17.1

Assist/turnover ratio: 0.6

Steals/game: 5.0

Blocks/game: 2.8

# ARKANSAS RAZORBACKS

## 2019-20 GAME-BY-GAME POINTS-ASSISTS-REBOUNDS

Opponent	Date	Score	WL	0	1	2	3	5	12	13	14	15	24	33	35
				CYLLA	JOE	BAILEY	SILLS	HARRIS	STEVENS	OBUKWELU	BELL	JONES	HENDERSON	WHITT	CHANEY
RICE	11/05/19	91-43	W	5-6-0	24-5-7	8-9-1	8-1-2	10-4-1	0-0-0	0-3-0	--	32-7-3	2-3-0	2-4-5	DNP
N TX	11/12/19	66-43	W	2-2-0	16-3-2	8-5-0	9-6-1	2-0-1	DNP	DNP	--	16-6-2	DNP	13-1-2	DNP
MONT	11/16/19	64-46	W	0-2-0	9-5-2	12-11-1	5-3-0	5-1-0	DNP	DNP	--	19-5-4	DNP	14-7-2	DNP
TX SOU	11/19/19	82-51	W	2-1-0	33-4-1	4-4-3	10-2-2	2-5-5	0-0-0	DNP	--	6-2-1	2-2-0	17-10-1	6-2-0
SD	11/22/19	77-56	W	7-4-0	5-5-5	7-3-0	6-4-1	8-1-2	DNP	DNP	--	14-7-0	DNP	24-7-1	6-2-2
at GA TECH	11/25/19	62-61	WOT	0-1-0	13-9-1	8-3-3	11-5-4	0-0-1	DNP	DNP	--	24-6-3	DNP	6-4-2	0-1-0
NKU	11/30/19	66-60	W	0-0-0	10-0-4	4-3-1	17-4-1	5-4-5	DNP	DNP	DNP	DNP-Inj	DNP	24-9-2	6-11-5
APSU	12/03/19	69-61	W	0-0-0	16-6-1	4-2-2	8-1-1	6-4-3	DNP	DNP	DNP	16-4-2	2-4-0	17-2-1	0-2-1
at WKU	12/07/19	79-86	LOT	0-0-0	18-4-2	7-4-0	20-1-0	9-1-2	DNP	DNP	DNP	8-9-1	0-0-0	17-12-4	0-6-1
TULSA	12/14/19	98-79	W	0-0-0	20-3-1	8-3-0	9-0-3	4-3-3	0-0-0	0-0-0	0-0-0	41-6-4	0-3-1	11-5-4	5-7-2
vs VALPO	12/21/19	72-68	W	0-2-0	21-7-1	10-5-0	4-5-0	4-6-3	DNP	DNP	DNP	20-9-4	DNP	10-3-4	3-2-2
at IND	12/29/19	71-64	W	DNP	24-5-0	3-8-0	10-5-1	0-1-1	DNP	DNP	DNP	21-6-6	DNP	7-3-3	6-4-0
TX A&M	01/04/20	69-59	W	0-1-0	17-5-2	2-1-0	13-4-1	6-4-5	DNP	DNP	DNP	17-6-3	DNP	12-4-1	2-0-0
at LSU	01/08/20	77-79	L	DNP	13-3-1	8-7-0	8-2-1	2-1-2	DNP	DNP	DNP	24-5-4	0-0-0	22-3-0	0-0-1
at OM	01/11/20	76-72	W	1-5-0	34-4-2	8-5-1	9-3-0	0-2-1	DNP	DNP	DNP	13-6-9	DNP	11-3-0	0-0-0
VANDY	01/15/20	75-55	W	0-0-0	12-4-3	3-5-0	13-7-2	2-2-4	0-0-0	0-0-0	0-1-0	1-7-8	0-0-0	30-8-0	14-3-2
UK	01/18/20	66-73	L	DNP	13-5-0	6-5-2	4-2-1	6-2-1	DNP	DNP	DNP	19-6-2	DNP	14-5-2	4-3-0
at MSU	01/22/20	70-77	L	5-2-1	5-7-3	6-4-0	2-1-2	4-0-2	DNP	DNP	DNP	20-7-4	DNP	20-4-0	8-2-0
TCU	01/25/20	78-67	W	0-4-1	DNP	7-6-0	18-2-1	7-4-6	DNP	DNP	DNP	20-5-4	0-0-0	20-2-2	6-1-0
USC	01/29/20	77-79	L	0-0-0	16-1-0	4-2-0	9-3-1	4-5-3	DNP	DNP	DNP	34-12-4	0-0-0	7-3-0	3-7-0
at BAMA	02/01/20	82-78	W	0-2-0	0-1-0	0-1-0	7-1-2	11-2-2	DNP	DNP	DNP	30-5-1	DNP	26-4-2	8-11-0

# ARKANSAS RAZORBACKS

## 2019-20 STARTING LINEUPS

Date	Opponent	Whitt	Sills	Joe	Jones	Bailey	Cylla	Outcome
Nov. 05	Rice	Whitt	Sills	Joe	Jones	Bailey	Cylla	W, 91-43
Nov. 12	North Texas	Whitt	Sills	Joe	Jones	Bailey	Harris	W, 66-43
Nov. 16	Montana	Whitt	Sills	Joe	Jones	Bailey	Cylla / Harris	W, 64-46
Nov. 19	Texas Southern	Whitt	Sills	Joe	Jones	Bailey	Harris	W, 82-51
Nov. 22	South Dakota	Whitt	Sills	Joe	Jones	Bailey	Cylla	W, 77-56
Nov. 25	@ Ga Tech	Whitt	Sills	Joe	Jones	Bailey	Chaney	W, 62-61 ot
Nov. 30	Northern Ky	Whitt	Sills	Joe	Cylla	Bailey	Chaney / Harris	W, 66-60
Dec. 03	Austin Peay	Whitt	Sills	Joe	Jones	Bailey	Chaney / Harris	W, 69-61
Dec. 07	@ Western Ky	Whitt	Sills	Joe	Jones	Bailey	Chaney	L, 79-86 ot
Dec. 14	Tulsa	Whitt	Sills	Joe	Jones	Bailey	Harris	W, 98-79
Dec. 22	vs Valpo	Whitt	Sills	Joe	Jones	Bailey	Harris	W, 72-68
Dec. 29	at Indiana	Whitt	Sills	Joe	Jones	Bailey	Chaney	W, 71-64
Jan. 04	Texas A&M	Whitt	Sills	Joe	Jones	Bailey	Harris	W, 69-59
Jan. 08	@ LSU	Whitt	Sills	Joe	Jones	Bailey	Chaney	L, 77-79
Jan. 11	@ Ole Miss	Whitt	Sills	Joe	Jones	Bailey	Cylla	W, 76-72
Jan. 15	Vanderbilt	Whitt	Sills	Joe	Jones	Bailey	Chaney	W, 75-55
Jan. 18	Kentucky	Whitt	Sills	Joe	Jones	Bailey	Chaney/Harris	L, 66-73
Jan. 22	@ Miss State	Whitt	Sills	Joe	Jones	Bailey	Harris	L, 70-77
Jan. 25	TCU	Whitt	Harris	Chaney	Jones	Bailey	Sills	W, 78-67
Jan. 29	South Carolina	Whitt	Harris	Chaney	Jones	Bailey	Joe	L, 77-79
Feb. 1	@ Alabama	Whitt	Sills	Joe	Jones	Chaney	Harris	W, 82-78

### RECORD BY LINEUP:

Whitt	Joe	Sills	Jones	Bailey	13-4	Harris	9-2
Whitt	Joe	Sills	Cylla	Bailey	1-0	Chaney	5-3
Whitt	Harris	Jones	Chaney	Bailey	1-1	Cylla	4-0
Whitt	Joe	Sills	Jones	Chaney	1-0	Sills	1-0
						Joe	0-1

# ARKANSAS RAZORBACKS

## 2019-20 SPECIALTY STATS (ARKANSAS/OPPONENT)

Opponent	Pts in Paint	Pts Off TO	2nd Chance	Fast Break	Bench	Ties	Lead Chng	Ark Largest Lead	Best Ark Run	Opp Largest Lead	Best Opp Run	Ark Led	Opp Opp	Gm Tied	
RICE	42 / 26	29 / 19	7 / 0	30 / 15	17 / 16	1	2	48	03:25 2nd	12 pts	2 16:57 1st	8 pts	37:35	0:45	1:40
NORTH TEXAS	20 / 28	22 / 7	7 / 12	14 / 9	4 / 7	0	0	23	0:03 2nd	9 pts (2x)	- - -	7 pts	38:41	--	1:19
MONTANA	26 / 28	23 / 12	16 / 11	14 / 6	5 / 10	1	0	20	1:35 2nd	8 pts	- - -	6 pts	38:30	--	1:30
TEXAS SOUTHERN	44 / 28	25 / 6	12 / 7	24 / 18	12 / 21	0	2	31	0:58 2nd	12 pts	1 17:44 1st	8 pts	38:13	0:18	1:29
SOUTH DAKOTA	44 / 32	12 / 12	16 / 11	11 / 9	21 / 7	0	0	23	3:04 2nd	13 pts (2x)	- - -	6 pts	39:42	--	0:18
@ Georgia Tech	20 / 34	18 / 11	0 / 12	19 / 12	0 / 10	5	9	9	16:07 2nd	11 pts	3 9:02 1st	7 pts	32:08	3:15	9:36
NORTHERN KY	38 / 18	19 / 11	7 / 5	15 / 7	11 / 0	1	2	12	8:49 2nd	10 pts	9 15:01 1st	8 pts	22:43	16:16	1:01
AUSTIN PEAY	24 / 24	21 / 18	9 / 17	14 / 7	8 / 11	5	5	13	2:42 2nd	9 pts	5 19:43 1st	6 pts	31:43	4:13	4:11
@ Western Ky	26 / 46	17 / 23	8 / 15	13 / 15	9 / 19	12	11	6	13:38 2nd	7 pts	7 19:34 2nd	9 pts	16:11	21:45	7:03
Tulsa	30 / 42	23 / 8	5 / 14	27 / 8	9 / 10	0	2	23	2:30 2nd	12 pts	1 17:40 1st	6 pts	38:48	0:15	0:57
vs Valpo	16 / 30	16 / 30	4 / 12	18 / 11	7 / 20	7	11	13	12:32 1st	8 pts	8 7:27 2nd	8 pts	22:10	14:53	2:57
at Indiana	20 / 34	9 / 6	12 / 9	15 / 4	6 / 14	5	12	7	0:27 2nd	9 pts	11 16:04 2nd	7 pts	7:09	28:26	4:25
TEXAS A&M	22 / 26	17 / 7	7 / 9	8 / 7	8 / 6	7	7	10	3x 2nd	6 pts	3 19:29 1st	4 pts	30:05	6:08	3:47
@ LSU	24 / 34	15 / 10	0 / 26	16 / 4	2 / 4	13	19	11	4:06 1st	12 pts	8 19:20 2nd	8 pts	18:46	16:28	4:57
@ Ole Miss	22 / 32	19 / 6	3 / 9	15 / 6	1 / 2	7	9	8	16:14 1st	10 pts	11 14:20 2nd	9 pts	15:01	22:27	2:32
VANDERBILT	42 / 26	18 / 4	7 / 2	12 / 5	16 / 18	3	4	20	0:39 2nd	8 pts	3 11:02 1st	7 pts	34:41	3:39	1:40
KENTUCKY	22 / 32	11 / 8	9 / 14	10 / 12	10 / 18	4	4	4	16:23 1st	7 pts	12 1:57 2nd	15 pts	5:28	31:24	3:08
@ Miss State	46 / 24	9 / 10	8 / 11	17 / 15	17 / 18	3	6	5	9:37 1st	9 pts	11 2:21 2nd	9 pts	5:02	32:00	2:56
TCU	34 / 34	15 / 11	12 / 15	18 / 6	18 / 10	4	3	15	7:53 2nd	9 pts	4 15:51 1st	6 pts	33:11	4:02	2:47
SOUTH CAROLINA	28 / 36	11 / 8	9 / 7	5 / 17	25 / 37	1	0	-	- -	9 pts	11 10:09 1st	6 pts	--	37:43	2:17
@ Alabama	28 / 36	27 / 13	11 / 17	16 / 6	11 / 5	3	11	7	8:35 2nd	9 pts	12 17:19 1st	12 pts	12:54	25:12	1:54

### DEFLECTIONS *(Arkansas career Only)*

Player	16-17	17-18	18-19	19-20	Career
Bailey	45	106	110	96	357
Chaney	-	-	115	45	160
Cylla	-	-	-	11	11
Harris	-	-	92	38	130
Henderson	-	-	7	7	14
Joe	-	-	110	43	153
Jones	-	-	84	72	156
Sills	-	-	60	48	108
Whitt	-	-	-	76	76

#### MOST IN A GAME 2019-20:

- 10 Jones (Montana)
- 9 Bailey (VAL)
- 8 Bailey (S DAK ● @LSU)
- 7 Bailey (Rice ● TXSOU) | Jones (TAM)
- 6 Chaney (TXSOU) | Whitt (GT ● VAL) | Bailey (WKU ● IND) | Jones (Tulsa)

### CHARGES DRAWN *(Arkansas career Only)*

Player	16-17	17-18	18-19	19-20	Career
Bailey	4	4	3	4	33
Chaney	-	-	0	-	0
Cylla	-	-	-	-	0
Harris	-	-	4	3	7
Henderson	-	-	0	-	0
Joe	-	-	27*	11	38
Jones	-	-	0	2	2
Sills	-	-	3	4	7
Whitt	-	-	-	3	3

\* - led team

### DUNKS *(Arkansas career Only)*

Player	16-17	17-18	18-19	19-20	Career
Bailey	6	16	18	14	54
Chaney	-	-	17	11	28
Cylla	-	-	-	1	1
Harris	-	-	12	3	15
Henderson	-	-	2	2	4
Joe	-	-	2	3	5
Jones	-	-	0	1	1
Sills	-	-	1	2	3
Whitt	-	-	-	11	11

# ARKANSAS RAZORBACKS

## 2019-20 GAME HIGHS IN...

Opponent	DATE	SCORE	RESULT	POINTS	REBOUNDS	ASSISTS	STEALS	BLOCKED SHOTS
RICE	11/05/19	91-43	W	32-Mason Jones	9-Adrio Bailey	7-Isaiah Joe	5-Mason Jones	1-Jimmy Whitt Jr. Adrio Bailey Jeantal Cylla Jalen Harris Ethan Henderson
NORTH TEXAS	11/12/19	66-43	W	16-Isaiah Joe Mason Jones	6-Mason Jones Desi Sills	2-Mason Jones Jimmy Whitt Jr. Isaiah Joe	4-Adrio Bailey	1-Isaiah Joe Jimmy Whitt Jr. Jalen Harris Adrio Bailey Desi Sills
MONTANA	11/16/19	64-46	W	19-Mason Jones	11-Adrio Bailey	4-Mason Jones	4-Jalen Harris Mason Jones	1-Mason Jones Adrio Bailey
TEXAS SOUTHERN	11/19/19	82-51	W	33-Isaiah Joe	10-Jimmy Whitt Jr.	5-Jalen Harris	5-Isaiah Joe	5-Adrio Bailey
SOUTH DAKOTA	11/22/19	77-56	W	24-Jimmy Whitt Jr.	7-Mason Jones Jimmy Whitt Jr.	5-Isaiah Joe	3-Jimmy Whitt Jr. Adrio Bailey	3-Reggie Chaney
at Georgia Tech	11/25/19	62-61	W ot	24-Mason Jones	9-Isaiah Joe	4-Desi Sills	6-Isaiah Joe	2-Jimmy Whitt Jr.
NORTHERN KENTUCKY	11/30/19	66-60	W	24-Jimmy Whitt Jr.	11-Reggie Chaney	5-Jalen Harris Reggie Chaney	2-Desi Sills	1-Desi Sills
AUSTIN PEAY	12/03/19	69-61	W	17-Jimmy Whitt Jr.	6-Isaiah Joe	3-Jalen Harris	2-Isaiah Joe Adrio Bailey Desi Sills Reggie Chaney	3-Ethan Henderson
at Western Kentucky	12/07/19	79-86	L ot	20-Desi Sills	12-Jimmy Whitt Jr.	4-Jimmy Whitt Jr.	2-Desi Sills	3-Reggie Chaney
TULSA	12/14/19	98-79	W	41-Mason Jones	7-Reggie Chaney	4-Jimmy Whitt Jr. Mason Jones	4-Mason Jones	2-Adrio Bailey
vs Valparaiso	12/21/19	72-68	W	21-Isaiah Joe	9-Mason Jones	4-Jimmy Whitt Jr. Mason Jones	3-Adrio Bailey Jimmy Whitt Jr.	5-Adrio Bailey
at Indiana	12/29/19	71-64	W	24-Isaiah Joe	8-Adrio Bailey	6-Mason Jones	2-Jimmy Whitt Jr.	2-Adrio Bailey
TEXAS A&M	01/04/20	69-59	W	17-Mason Jones Isaiah Joe	6-Mason Jones	5-Jalen Harris	3-Mason Jones	1-Jimmy Whitt Jr. Adrio Bailey
at LSU	01/08/20	77-79	L	24-Mason Jones	7-Adrio Bailey	4-Mason Jones	2-Mason Jones Jalen Harris Isaiah Joe	4-Adrio Bailey
at Ole Miss	01/11/20	76-72	W	34-Isaiah Joe	6-Mason Jones	9-Mason Jones	3-Mason Jones	2-Isaiah Joe Adrio Bailey
VANDERBILT	01/15/20	75-55	W	30-Jimmy Whitt Jr.	8-Jimmy Whitt Jr.	8-Mason Jones	2-Desi Sills	2-Jimmy Whitt Jr.
KENTUCKY	01/18/20	66-73	L	19-Mason Jones	6-Mason Jones	2-Jimmy Whitt Jr. Adrio Bailey Mason Jones	3-Adrio Bailey	2-Adrio Bailey Jimmy Whitt Jr.
at Mississippi St.	01/22/20	70-77	L	20-Mason Jones Jimmy Whitt Jr.	7-Isaiah Joe Mason Jones	4-Mason Jones	1-Isaiah Joe Reggie Chaney Jimmy Whitt Jr. Jalen Harris Adrio Bailey Mason Jones	1-Reggie Chaney Jalen Harris Jimmy Whitt Jr. Adrio Bailey Mason Jones
TCU	01/25/20	78-67	W	20-Mason Jones Jimmy Whitt Jr.	6-Adrio Bailey	6-Jalen Harris	2-Desi Sills	1-Jeantal Cylla Adrio Bailey
SOUTH CAROLINA	01/29/20	77-79	L	34-Mason Jones	12-Mason Jones	4-Mason Jones	1-Jeantal Cylla Mason Jones Jimmy Whitt Jr. Reggie Chaney Isaiah Joe	1-Adrio Bailey
at Alabama	02/01/20	82-78	W	30-Mason Jones	11-Reggie Chaney	2-Jalen Harris Desi Sills	4-Jimmy Whitt Jr.	2-Reggie Chaney

LED TEAM IN POINTS (including ties)	
Jones	12
Joe	6
Whitt	6
Sills	1

LED TEAM IN REBS (including ties)	
Jones	8
Bailey	5
Whitt	4
Joe	3
Chaney	3
Sills	1

LED TEAM IN ASSISTS (including ties)	
Jones	11
Harris	6
Whitt	5
Joe	3
Sills	2
Chaney	1
Bailey	2

LED TEAM IN STEALS (including ties)	
Jones	8
Joe	6
Whitt	6
Bailey	5
Sills	5
Harris	3
Chaney	3
Cylla	1

LED TEAM IN BLKS (including ties)	
Bailey	14
Whitt	7
Chaney	4
Harris	3
Joe	2
Sills	2
Henderson	2
Jones	2
Cylla	2



**GAME 1** **43** Rice 19 24 43 **91**  
**ARKANSAS** 39 52 91  
 Nov. 5, 2019 • Fayetteville, Ark.

Rice 43 • 0-1

#	Player	Total		3-Ptr		Rebounds			PF	TP	A	TO	Blk	Stl	Min	
		FG-FGA	FT-FTA	FG-FGA	FT-FTA	Off	Def	Tot								
10	Robert Martin	f	1-7	0-2	3-4	1	2	3	3	5	0	4	0	0	29	
02	Trey Murphy III	g	3-10	0-5	1-2	1	1	2	7	0	3	1	0	30		
03	Ako Adams	g	4-10	2-7	3-3	0	1	1	2	3	13	1	6	0	1	19
23	Drew Peterson	g	0-5	0-3	0-0	0	8	8	0	0	2	4	0	0	23	
24	Chris Mullins	g	1-7	0-2	0-2	1	2	3	1	2	1	1	1	2	24	
00	Payton Moore	g	1-3	0-2	0-0	0	0	0	1	2	1	4	0	0	15	
01	Josh Parrish	g	2-4	0-0	0-0	0	1	1	2	4	0	0	0	1	15	
04	Quincy Olivari	g	2-6	0-4	2-4	0	2	2	3	6	1	0	0	1	14	
05	Addison Owen	g	0-0	0-0	0-0	0	0	0	0	0	0	0	0	0	2	
13	Tommy McCarthy	g	0-1	0-0	0-0	0	0	0	0	0	0	0	0	0	3	
14	Reed Myers	g	0-0	0-0	0-0	0	0	0	0	0	0	0	0	0	2	
15	Max Fiedler	g	2-3	0-0	0-0	0	2	2	0	4	0	0	0	0	7	
20	Zach Crisler	g	0-0	0-0	0-0	0	0	0	1	0	1	2	0	0	12	
35	Tim Harrison	g	0-0	0-0	0-0	1	1	2	0	0	0	0	0	0	5	
Team						2	1	3			3					
Totals			16-56	2-25	9-15	6	21	27	16	43	7	27	2	9	200	

FG % 1st Half:	8-25	32.0%	2nd half:	8-31	25.8%	Game:	16-56	28.6%	Deadball Rebounds	3.1
3FG % 1st Half:	2-13	15.4%	2nd half:	0-12	0.0%	Game:	2-25	8.0%		
FT % 1st Half:	1-4	25.0%	2nd half:	8-11	72.7%	Game:	9-15	60.0%		

Arkansas 91 • 1-0

#	Player	Total		3-Ptr		Rebounds			PF	TP	A	TO	Blk	Stl	Min
		FG-FGA	FT-FTA	FG-FGA	FT-FTA	Off	Def	Tot							
02	Adrio Bailey	f	4-7	0-0	0-0	2	7	9	3	8	1	3	1	3	21
01	Isaiah Joe	g	10-18	4-11	0-0	0	5	5	1	24	7	5	0	0	32
03	Desi Sills	g	4-8	0-3	0-0	0	1	1	3	8	2	3	0	0	19
15	Mason Jones	g	12-18	4-8	4-4	1	6	7	0	32	3	3	0	5	33
33	Jimmy Whitt Jr.	g	1-4	0-0	0-0	2	2	4	0	2	5	2	1	1	28
00	Jeantal Cylla	g	2-7	0-1	1-2	1	5	6	2	5	0	2	1	0	21
05	Jalen Harris	g	3-4	2-2	2-4	0	4	4	4	10	1	2	1	3	22
12	Ty Stevens	g	0-0	0-0	0-1	0	0	0	0	0	0	0	0	0	1
13	Emeka Obukwelu	g	0-0	0-0	0-0	1	2	3	0	0	0	0	0	0	1
24	Ethan Henderson	g	1-1	0-0	0-0	0	3	3	3	2	0	1	1	1	12
Team						3	0	3							
Totals			37-67	10-25	7-11	10	35	45	16	91	19	21	5	14	200

FG % 1st Half:	16-33	48.5%	2nd half:	21-34	61.8%	Game:	37-67	55.2%	Deadball Rebounds	2.1
3FG % 1st Half:	4-12	33.3%	2nd half:	6-13	46.2%	Game:	10-25	40.0%		
FT % 1st Half:	3-4	75.0%	2nd half:	4-7	57.1%	Game:	7-11	63.6%		

Officials: Robert Felder, Gerald Williams, K.B. Burdett Jr.  
 Technical fouls: Rice-None, Arkansas-None.  
 Attendance: 17274

Score by periods	1st	2nd	Total	Points	In	Off	2nd	Fast	Bench				
Rice	19	24	43							Paint	T/O	Chance	Break
Arkansas	39	52	91							ARK	26	19	0

**GAME 3** **46** Montana 18 28 46 **64**  
**ARKANSAS** 31 33 64  
 Nov. 16, 2019 • Fayetteville, Ark.

Montana 46 • 1-2

#	Player	Total		3-Ptr		Rebounds			PF	TP	A	TO	Blk	Stl	Min
		FG-FGA	FT-FTA	FG-FGA	FT-FTA	Off	Def	Tot							
00	Kyle Owens	f	0-2	0-0	0-0	1	1	2	3	0	1	0	0	0	13
23	Mack Anderson	f	4-7	0-0	1-1	3	4	7	4	9	1	3	2	0	25
02	Kendal Manuel	g	5-16	2-7	0-0	0	5	5	2	12	0	1	0	0	31
03	Josh Vazquez	g	0-7	0-4	2-2	1	1	2	3	2	2	3	0	2	21
04	Sayed Pridgett	g	5-12	0-1	3-5	3	4	7	3	13	2	7	1	1	38
01	Timmy Falls	g	1-4	0-2	0-2	0	2	2	4	2	3	5	1	1	31
10	Eddy Egun	g	0-3	0-2	0-0	0	2	2	1	0	1	2	0	0	14
35	Derrick Carter-Holli	g	3-5	0-0	2-4	2	3	5	2	8	0	1	1	0	26
Team						5	2	7							
Totals			18-56	2-16	8-14	15	24	39	22	46	10	23	5	5	200

FG % 1st Half:	8-31	25.8%	2nd half:	10-25	40.0%	Game:	18-56	32.1%	Deadball Rebounds	4
3FG % 1st Half:	0-6	0.0%	2nd half:	2-10	20.0%	Game:	2-16	12.5%		
FT % 1st Half:	2-3	66.7%	2nd half:	6-11	54.5%	Game:	8-14	57.1%		

Arkansas 64 • 3-0

#	Player	Total		3-Ptr		Rebounds			PF	TP	A	TO	Blk	Stl	Min
		FG-FGA	FT-FTA	FG-FGA	FT-FTA	Off	Def	Tot							
02	Adrio Bailey	f	4-7	0-1	4-6	5	6	11	4	12	1	1	1	0	31
01	Isaiah Joe	g	2-13	2-9	3-5	0	5	5	1	9	2	0	0	0	37
03	Desi Sills	g	2-8	0-4	1-2	1	2	3	4	5	0	3	0	2	25
15	Mason Jones	g	5-13	1-5	8-8	3	2	5	2	19	4	2	1	4	35
33	Jimmy Whitt Jr.	g	6-12	0-0	2-3	2	5	7	3	14	2	4	0	1	28
00	Jeantal Cylla	g	0-0	0-0	0-0	1	1	2	2	0	0	3	0	0	19
05	Jalen Harris	g	1-1	1-1	2-2	1	0	1	2	5	0	0	0	4	25
Team						1	2	3							
Totals			20-54	4-20	20-26	14	23	37	18	64	9	13	2	11	200

FG % 1st Half:	10-28	35.7%	2nd half:	10-26	38.5%	Game:	20-54	37.0%	Deadball Rebounds	2.2
3FG % 1st Half:	3-13	23.1%	2nd half:	1-7	14.3%	Game:	4-20	20.0%		
FT % 1st Half:	8-11	72.7%	2nd half:	12-15	80.0%	Game:	20-26	76.9%		

Officials: Troy Mathis, Randy Heimerman, Vladimir Voyard-Tadal  
 Technical fouls: Montana-None, Arkansas-None.  
 Attendance: 13058

Score by periods	1st	2nd	Total	Points	In	Off	2nd	Fast	Bench				
Montana	18	28	46							Paint	T/O	Chance	Break
Arkansas	31	33	64							ARK	28	12	10

Last FG - MONT 2nd-03:49, ARK 2nd-02:20.  
 Largest lead - MONT None, ARK by 20 2nd-01:35.  
 MONT led for 00:00, ARK led for 38:03. Game was tied for 01:30.

**GAME 2** **43** North Texas 16 17 43 **66**  
**ARKANSAS** 28 38 66  
 Nov. 12, 2019 • Fayetteville, Ark.

North Texas 43 • 1-2

#	Player	Total		3-Ptr		Rebounds			PF	TP	A	TO	Blk	Stl	Min
		FG-FGA	FT-FTA	FG-FGA	FT-FTA	Off	Def	Tot							
23	Deng Geu	f	4-6	1-2	1-2	0	6	6	3	10	0	2	0	0	25
24	Zachary Simmons	f	3-7	0-0	0-1	4	5	9	4	6	1	0	0	0	17
00	James Reese	g	1-5	0-3	2-2	1	2	3	1	4	2	0	0	1	32
01	Umaja Gibson	g	3-11	1-5	0-2	0	2	2	1	7	1	0	0	0	22
03	Javion Hamlet	g	3-9	0-2	3-3	1	0	1	0	9	1	5	0	0	17
02	Roosevelt Smart	g	1-4	0-3	1-2	0	0	0	1	3	0	2	0	1	27
04	Jalen Jackson	g	0-2	0-0	0-0	1	1	2	3	0	2	2	0	1	8
10	Jahmiah Simmons	g	0-0	0-0	0-0	0	1	1	3	0	1	0	0	0	7
13	Thomas Bell	g	0-3	0-1	0-0	0	4	4	1	0	1	1	0	0	22
22	Larry Wise	g	2-4	0-1	0-0	2	1	3	0	4	0	2	0	0	11
55	DJ Draper	g	0-0	0-0	0-0	0	0	0	5	0	0	1	0	0	12
Team						5	1	6							
Totals			17-51	2-17	7-12	14	23	37	22	43	8	18	0	3	200

FG % 1st Half:	7-26	26.9%	2nd half:	10-25	40.0%	Game:	17-51	33.3%	Deadball Rebounds	2.1
3FG % 1st Half:	0-9	0.0%	2nd half:	2-8	25.0%	Game:	2-17	11.8%		
FT % 1st Half:	2-2	100.0%	2nd half:	5-10	50.0%	Game:	7-12	58.3%		

Arkansas 66 • 2-0

#	Player	Total		3-Ptr		Rebounds			PF	TP	A	TO	Blk	Stl	Min
		FG-FGA	FT-FTA	FG-FGA	FT-FTA	Off	Def	Tot							
02	Adrio Bailey	f	3-4	1-2	1-2	2	3	5	1	8	0	1	1	4	28
01	Isaiah Joe	g	5-9	4-6	2-2	0	3	3	0	16	2	3	1	3	38
03	Desi Sills	g	3-8	0-4	3-5	0	6	6	2	9	1	2	1	1	34
15	Mason Jones	g	3-8	1-5	9-9	2	4	6	2	16	2	1	0	0	29
33	Jimmy Whitt Jr.	g	5-10	0-0	3-4	0	1	1	4	13	2	1	1	3	35
00	Jeantal Cylla	g	1-4	0-3	0-0	2	2	2	2	2	0	1	0	0	18
05	Jalen Harris	g	0-2	0-2	2-2	0	0	0	4	2	1	1	1	0	18
Team						0	1	1							
Totals			20-45	6-22	20-24	4	20	24	15	66	8	10	5	11	200

FG % 1st Half:	11-23	47.8%	2nd half:	9-22	40.9%	Game:	20-45	44.4%	Deadball Rebounds	1.3
----------------	-------	-------	-----------	------	-------	-------	-------	-------	-------------------	-----

**GAME 5** **56** **South Dakota** **24 32** **56** **77** **ARKANSAS** **39 38** **77**  
Nov. 22, 2019 • Fayetteville, Ark.

**South Dakota 56 • 5-1**

#	Player	Total			3-Ptr			Rebounds			PF	TP	A	TO	Blk	Stl	Min
		FG-FGA	FG-FGA	FT-FTA	FG-FGA	FG-FGA	FT-FTA	Off	Def	Tot							
25	Tyler Hagedorn	f	5-12	0-2	5-6	2	5	7	2	15	3	2	0	0	32		
00	Stanley Umude	g	5-14	1-1	2-2	1	7	8	0	13	0	1	1	0	32		
03	Triston Simpson	g	3-6	0-1	0-0	0	1	1	0	6	3	3	0	1	39		
10	Cody Kelley	g	4-9	2-6	0-2	0	3	3	4	10	2	3	0	1	34		
22	Tyler Peterson	g	2-5	0-0	1-2	2	1	3	4	5	3	2	0	2	31		
01	Ty Chisom	g	2-4	0-0	1-2	0	4	4	3	5	0	1	0	1	15		
05	Kruz Perrott-Hunt	g	0-1	0-1	0-0	0	1	1	1	0	0	1	0	0	4		
20	Brandon Armstrong	g	1-4	0-1	0-0	0	1	1	1	2	0	0	0	0	13		
	Team					1	1	2									
	<b>Totals</b>		<b>22-55</b>	<b>3-12</b>	<b>9-14</b>	<b>6</b>	<b>24</b>	<b>30</b>	<b>15</b>	<b>56</b>	<b>11</b>	<b>13</b>	<b>1</b>	<b>5</b>	<b>200</b>		

FG % 1st Half: 10-30 33.3% 2nd half: 12-25 48.0% Game: 22-55 40.0% Deadball Rebounds 2.2  
 3FG % 1st Half: 1-6 16.7% 2nd half: 2-6 33.3% Game: 3-12 25.0%  
 FT % 1st Half: 3-7 42.9% 2nd half: 6-7 85.7% Game: 9-14 64.3%

**Arkansas 77 • 5-0**

#	Player	Total			3-Ptr			Rebounds			PF	TP	A	TO	Blk	Stl	Min
		FG-FGA	FG-FGA	FT-FTA	FG-FGA	FG-FGA	FT-FTA	Off	Def	Tot							
02	Adrio Bailey	f	3-7	1-1	0-0	0	3	3	4	7	0	1	1	3	21		
01	Isaiah Joe	g	2-10	1-6	0-0	2	3	5	2	5	5	1	0	0	35		
03	Desi Sills	g	2-8	1-6	1-1	0	4	4	2	6	1	3	0	1	34		
15	Mason Jones	g	5-12	0-3	4-4	1	6	7	4	14	0	3	0	1	23		
33	Jimmy Whitt Jr.	g	11-14	0-0	2-3	1	6	7	1	24	1	0	1	3	35		
00	Jeantal Cylla	g	3-7	1-2	0-0	1	3	4	2	7	0	0	1	0	14		
05	Jalen Harris	g	2-5	0-2	4-4	0	1	1	1	8	2	0	0	0	23		
35	Reggie Chaney	g	3-3	0-0	0-0	1	1	2	4	6	2	0	3	1	15		
	Team					1	2	3									
	<b>Totals</b>		<b>31-66</b>	<b>4-20</b>	<b>11-12</b>	<b>7</b>	<b>29</b>	<b>36</b>	<b>20</b>	<b>77</b>	<b>11</b>	<b>8</b>	<b>6</b>	<b>8</b>	<b>200</b>		

FG % 1st Half: 15-35 42.9% 2nd half: 16-31 51.6% Game: 31-66 47.0% Deadball Rebounds 3.1  
 3FG % 1st Half: 4-14 28.6% 2nd half: 0-6 0.0% Game: 4-20 20.0%  
 FT % 1st Half: 5-6 83.3% 2nd half: 6-6 100.0% Game: 11-12 91.7%

Officials: Nathan Bemis, R.B. Clyburn, Owen Shortt  
 Technical fouls: South Dakota-None. Arkansas-None.  
 Attendance: 12581

Score by periods	1st	2nd	Total
South Dakota	24	32	56
Arkansas	39	38	77

Points	In	Off	2nd	Fast	Bench
	Paint	T/O	Chance	Break	
SD	32	12	4	9	7
ARK	44	12	12	11	21

Last FG - SD 2nd-02:11, ARK 2nd-01:14.  
 Largest lead - SD None, ARK by 23 2nd-03:04.  
 SD led for 00:00. ARK led for 39:42. Game was tied for 00:18.

Score tied - 0 times.  
 Lead changed - 0 times.

**GAME 7** **60** **Northern Kentucky** **28 32** **60** **66** **ARKANSAS** **33 33** **66**  
Nov. 30, 2019 • Fayetteville, Ark.

**Northern Kentucky 60 • 5-3**

#	Player	Total			3-Ptr			Rebounds			PF	TP	A	TO	Blk	Stl	Min
		FG-FGA	FG-FGA	FT-FTA	FG-FGA	FG-FGA	FT-FTA	Off	Def	Tot							
00	Silas Adheke	f	0-0	0-0	0-0	0	4	4	0	0	0	1	0	1	10		
02	Dantez Walton	f	10-14	4-6	6-8	1	9	10	3	30	2	5	4	4	38		
35	Bryson Langdon	g	2-7	1-3	1-1	1	2	3	4	6	0	2	0	1	36		
12	Trevon Faulkner	g	4-13	1-4	5-6	0	2	2	14	4	1	0	2	39			
15	Tyler Sharpe	g	4-11	2-6	0-0	0	3	3	5	10	2	2	0	1	37		
01	Adham Eleeda	g	0-4	0-4	0-0	0	5	5	2	0	1	1	0	1	25		
14	Karl Harris	g	0-1	0-0	0-0	0	0	0	3	0	0	0	0	0	7		
30	Bryant Mocaby	g	0-1	0-1	0-0	0	0	0	0	0	0	0	0	0	8		
	Team					3	2	5									
	<b>Totals</b>		<b>20-51</b>	<b>8-24</b>	<b>12-15</b>	<b>5</b>	<b>27</b>	<b>32</b>	<b>19</b>	<b>60</b>	<b>9</b>	<b>12</b>	<b>4</b>	<b>10</b>	<b>200</b>		

FG % 1st Half: 10-26 38.5% 2nd half: 10-25 40.0% Game: 20-51 39.2% Deadball Rebounds 0  
 3FG % 1st Half: 5-13 38.5% 2nd half: 3-11 27.3% Game: 8-24 33.3%  
 FT % 1st Half: 3-4 75.0% 2nd half: 9-11 81.8% Game: 12-15 80.0%

**Arkansas 66 • 7-0**

#	Player	Total			3-Ptr			Rebounds			PF	TP	A	TO	Blk	Stl	Min
		FG-FGA	FG-FGA	FT-FTA	FG-FGA	FG-FGA	FT-FTA	Off	Def	Tot							
00	Jeantal Cylla	f	0-0	0-0	0-0	0	0	0	0	0	0	0	0	0	6		
02	Adrio Bailey	f	1-5	0-1	2-3	1	2	3	0	4	1	3	0	1	19		
01	Isaiah Joe	g	2-11	2-10	4-5	0	0	0	1	10	4	3	0	0	39		
03	Desi Sills	g	7-15	0-5	3-5	0	4	4	3	17	1	2	1	2	39		
33	Jimmy Whitt Jr.	g	9-15	0-0	6-7	3	6	9	4	24	2	1	0	1	38		
05	Jalen Harris	g	1-4	1-2	2-2	0	4	4	1	5	5	2	0	1	35		
35	Reggie Chaney	g	3-5	0-0	0-0	2	9	11	5	6	5	1	0	0	24		
	Team					2	4	6									
	<b>Totals</b>		<b>23-55</b>	<b>3-18</b>	<b>17-22</b>	<b>8</b>	<b>29</b>	<b>37</b>	<b>14</b>	<b>66</b>	<b>18</b>	<b>12</b>	<b>1</b>	<b>5</b>	<b>200</b>		

FG % 1st Half: 14-31 45.2% 2nd half: 9-24 37.5% Game: 23-55 41.8% Deadball Rebounds 2  
 3FG % 1st Half: 2-10 20.0% 2nd half: 1-8 12.5% Game: 3-18 16.7%  
 FT % 1st Half: 3-6 50.0% 2nd half: 14-16 87.5% Game: 17-22 77.3%

Officials: Wil Howard, Patrick Evans, Tony Greene  
 Technical fouls: Northern Kentucky-None. Arkansas-None.  
 Attendance: 14080

Score by periods	1st	2nd	Total
Northern Kentucky	28	32	60
Arkansas	33	33	66

Points	In	Off	2nd	Fast	Bench
	Paint	T/O	Chance	Break	
NKU	18	11	3	7	0
ARK	38	19	7	15	11

Last FG - NKU 2nd-00:24, ARK 2nd-02:45.  
 Largest lead - NKU by 9 1st-15:01, ARK by 12 2nd-08:49.  
 NKU led for 16:16. ARK led for 22:43. Game was tied for 01:01.

Score tied - 1 time.  
 Lead changed - 2 times.

**GAME 6** **62** **Arkansas** **33 26** **3** **62** **61** **Georgia Tech** **30 29** **2** **61**  
Nov. 25, 2019 • Atlanta, Ga.

**Arkansas 62 • 6-0**

#	Player	Total			3-Ptr			Rebounds			PF	TP	A	TO	Blk	Stl	Min	
		FG-FGA	FG-FGA	FT-FTA	FG-FGA	FG-FGA	FT-FTA	Off	Def	Tot								
02	Adrio Bailey	f	3-5	0-0	2-2	0	2	2	0	2	2	3	8	3	3	1	2	32
01	Isaiah Joe	g	4-15	3-11	2-2	0	9	9	3	13	1	1	0	6	43			
03	Desi Sills	g	5-9	1-3	0-0	2	2	4	4	11	4	2	0	1	39			
15	Mason Jones	g	7-13	3-8	7-10	0	7	7	4	24	3	6	0	5	39			
33	Jimmy Whitt Jr.	g	3-12	0-0	0-2	0	4	4	3	6	2	0	2	0	44			
00	Jeantal Cylla	g	0-2	0-2	0-0	0	1	1	2	0	0	0	0	0	8			
05	Jalen Harris	g	0-2	0-1	0-0	0	0	0	1	0	1	0	0	0	8			
35	Reggie Chaney	g	0-1	0-0	0-0	1	1	2	2	0	0	1	1	1	12			
	Team					0	1	1										
	<b>Totals</b>		<b>22-59</b>	<b>7-25</b>	<b>11-16</b>	<b>3</b>	<b>27</b>	<b>30</b>	<b>22</b>	<b>62</b>	<b>14</b>	<b>14</b>	<b>4</b>	<b>15</b>	<b>225</b>			

FG % 1st Half: 12-31 38.7% 2nd half: 9-23 39.1% OT: 1-5 20.0% Game: 22-59 37.3% Deadball Rebounds 2  
 3FG % 1st Half: 5-15 33.3% 2nd half: 1-7 14.3% OT: 1-3 33.3% Game: 7-25 28.0%  
 FT % 1st Half: 4-7 57.1% 2nd half: 7-8 87.5% OT: 0-1 0.0% Game: 11-16 68.8%

**Georgia Tech 61 • 2-2**

#	Player	Total			3-Ptr			Rebounds			PF	TP	A	TO	Blk	Stl	Min
		FG-FGA	FG-FGA	FT-FTA	FG-FGA	FG-FGA	FT-FTA	Off	Def	Tot							
05	Moses Wright	f	3-4	0-0	0-0	0	4	4	2	6	1	5	0	0	22		
12	Khalid Moore	f	1-5	0-1	1-3	1	6	7	2	3	0	4	0	1	37		
01	James Banks III	c	6-10	0-0	8-10	4	10	14	4	20	1	4	1	1	38		
00	Michael Devoe	g	4-16	0-2	4-6	1	5	6	5	12	3	1	0	2	43		
11	Bubba Parham	g	3-7	2-4	2-2	2	2	4	1	10	2	5	0	0	40		
02	Shembari Phillips	g	0-1	0-1	0-0	0	0	0	0	0	0	0	0	0	1		
03	Evan Cole	g	4-6	0-1	0-1	1	8	9	2	8	0	4	0	1	20		
23	Asanti Price	g	1-4	0-3	0-0	1	1	2	0	2	0	1	0	1	24		
	Team					0	1	1									
	<b>Totals</b>		<b>22-53</b>	<b>2-12</b>	<b>15-22</b>	<b>10</b>	<b>37</b>	<b>47</b>	<b>16</b>	<b>61</b>	<b>7</b>	<b>24</b>	<b>1</b>	<b>6</b>	<b>225</b>		

FG % 1st Half: 10-21 47.6% 2nd half: 11-27 40.7% OT: 1-5 20.0% Game: 22-53 41.5% Deadball Rebounds 1  
 3FG % 1st Half: 2-9 22.2% 2nd half: 0-2 0.0% OT: 0-1 0.0% Game: 2-12 16.7%  
 FT % 1st Half: 8-11 72.7% 2nd half: 7-11 63.6% OT: 0-0 0.0% Game: 15-22 68.2%

Officials: Bill Covington, Jr., Michael Stephens, Ted Valentine  
 Technical fouls: Arkansas-None. Georgia Tech-TEAM.  
 Attendance: 6547

Score by periods	1st	2nd	OT	Total
Arkansas	33	26	3	62
Georgia Tech	30	29	2	61

Points	In	Off	2nd	Fast	Bench
	Paint	T/O	Chance	Break	
ARK	20	18	0	19	0
GATECH	34	13	12	12	10

**GAME 9**

**79** **ARKANSAS**  
**Western Kentucky**

**28 45 6 79**  
**33 40 13 86**

**86**

**Dec. 7, 2019 • Bowling Green, Ky.**

### Arkansas 79 • 8-1

#	Player	Total		3-Ptr		Rebounds			PF	TP	A	TO	Blk	Stl	Min
		FG-FGA	FG-FGA	FG-FGA	FT-FTA	Off	Def	Tot							
02	Adrio Bailey	f	3-6	0-1	1-2	2	2	4	4	7	0	0	1	0	30
01	Isaiah Joe	g	6-15	5-14	1-3	1	3	4	1	18	2	5	1	0	42
03	Desi Sills	g	7-11	3-7	3-3	0	1	1	4	20	0	3	0	2	36
15	Mason Jones	g	1-9	0-4	6-6	1	8	9	3	8	1	3	0	0	36
33	Jimmy Whitt Jr.	g	8-18	0-0	1-3	3	9	12	5	17	4	1	0	1	44
00	Jeantal Cylla	g	0-0	0-0	0-0	0	0	0	0	0	0	0	0	0	0+
05	Jalen Harris	g	3-8	1-4	2-3	0	1	1	3	9	2	1	0	1	23
24	Ethan Henderson	g	0-0	0-0	0-0	0	0	0	0	0	0	0	0	0	1
35	Reggie Chaney	g	0-0	0-0	0-0	2	4	6	3	0	1	2	3	0	13
	<b>Team</b>					1	1	2			1				
	<b>Totals</b>		<b>28-67</b>	<b>9-30</b>	<b>14-20</b>	<b>10</b>	<b>29</b>	<b>39</b>	<b>23</b>	<b>79</b>	<b>10</b>	<b>16</b>	<b>5</b>	<b>4</b>	<b>225</b>

FG % 1st Half:	12-27	44.4%	2nd half:	14-33	42.4%	OT:	2-7	28.6%	Game:	28-67	41.8%	Deadball Rebounds	
3FG % 1st Half:	3-11	27.3%	2nd half:	6-16	37.5%	OT:	0-3	0.0%	Game:	9-30	30.0%	Rebounds	3
FT % 1st Half:	1-4	25.0%	2nd half:	11-12	91.7%	OT:	2-4	50.0%	Game:	14-20	70.0%		

### Western Kentucky 86 • 7-3

#	Player	Total		3-Ptr		Rebounds			PF	TP	A	TO	Blk	Stl	Min
		FG-FGA	FG-FGA	FG-FGA	FT-FTA	Off	Def	Tot							
02	Jared Savage	f	4-10	3-8	3-3	0	6	6	0	14	0	2	0	2	39
22	Carson Williams	f	3-6	0-0	2-3	1	6	7	2	8	1	1	2	0	33
23	Charles Bassey	c	4-6	0-0	2-2	4	2	6	3	10	1	4	1	0	23
05	Camron Justice	g	5-12	1-5	1-2	0	4	4	4	12	1	4	0	2	31
11	Taveion Hollingsworth	g	8-14	1-3	6-8	2	7	9	4	23	6	2	0	2	43
03	Jordan Rawls	g	1-7	0-1	0-2	0	0	0	1	2	1	1	0	1	18
04	Josh Anderson	g	5-8	0-2	5-8	1	5	6	4	15	1	1	1	0	32
10	Jeremiah Gambrell	g	0-1	0-0	0-0	0	0	0	0	0	0	0	0	0	2
14	Matt Horton	g	1-3	0-0	0-0	2	0	2	1	2	0	0	0	0	4
	<b>Team</b>					2	2	4							
	<b>Totals</b>		<b>31-67</b>	<b>5-19</b>	<b>19-28</b>	<b>12</b>	<b>32</b>	<b>44</b>	<b>19</b>	<b>86</b>	<b>11</b>	<b>15</b>	<b>4</b>	<b>7</b>	<b>225</b>

FG % 1st Half:	13-32	40.6%	2nd half:	14-29	48.3%	OT:	4-6	66.7%	Game:	31-67	46.3%	Deadball Rebounds	
3FG % 1st Half:	3-11	27.3%	2nd half:	2-7	28.6%	OT:	0-1	0.0%	Game:	5-19	26.3%	Rebounds	4
FT % 1st Half:	4-9	44.4%	2nd half:	10-13	76.9%	OT:	5-6	83.3%	Game:	19-28	67.9%		

Officials: Kevin Mathis, Joe DeRosa, Antinio Petty  
 Technical fouls: Arkansas-None. Western Kentucky-None.  
 Attendance: 6862

Score by periods	1st	2nd	OT	Total
Arkansas	28	45	6	79
Western Kentucky	33	40	13	86

	In	Off	2nd	Fast	Bench
Points					
ARK	26	17	8	13	9
WKU	46	23	15	15	19

Last FG - ARK OT-03:12, WKU OT-00:06.  
 Largest lead - ARK by 6 2nd-13:38, WKU by 7 2nd-19:34.  
 ARK led for 16:12, WKU led for 21:45. Game was tied for 07:03.

**GAME 11**

**68** **Valparaiso**  
**ARKANSAS**

**34 34**  
**32 40**

**68** **72**

**Dec. 22, 2019 • North Little Rock, Ark.**

### Valparaiso 68 • 7-6

#	Player	Total		3-Ptr		Rebounds			PF	TP	A	TO	Blk	Stl	Min
		FG-FGA	FG-FGA	FG-FGA	FT-FTA	Off	Def	Tot							
05	Donovan Clay	f	1-3	1-1	0-0	0	2	2	4	3	0	3	0	0	16
22	Mileek McMillan	f	6-10	1-4	1-1	2	7	9	5	14	1	1	0	0	24
33	John Kiser	f	4-6	0-1	0-0	0	5	5	3	8	1	0	0	0	29
00	Javon Freeman-Libert	g	7-21	3-9	4-8	0	7	7	4	21	6	5	0	4	38
04	Daniel Sackey	g	1-12	0-3	0-0	1	4	5	3	2	4	4	0	3	36
02	Zion Morgan	g	2-6	0-2	0-0	2	7	9	2	4	1	0	1	0	13
10	Eron Gordon	g	4-10	2-5	0-0	1	0	1	4	10	0	3	0	1	28
23	Ben Krikke	g	2-4	0-0	2-2	2	1	3	2	6	0	0	0	1	16
	<b>Team</b>					1	1	2							
	<b>Totals</b>		<b>27-72</b>	<b>7-25</b>	<b>7-11</b>	<b>9</b>	<b>34</b>	<b>43</b>	<b>27</b>	<b>68</b>	<b>13</b>	<b>16</b>	<b>1</b>	<b>9</b>	<b>200</b>

FG % 1st Half:	14-36	38.9%	2nd half:	13-36	36.1%	Game:	27-72	37.5%	Deadball Rebounds	
3FG % 1st Half:	2-10	20.0%	2nd half:	5-15	33.3%	Game:	7-25	28.0%	Rebounds	3
FT % 1st Half:	4-7	57.1%	2nd half:	3-4	75.0%	Game:	7-11	63.6%		

### Arkansas 72 • 10-1

#	Player	Total		3-Ptr		Rebounds			PF	TP	A	TO	Blk	Stl	Min
		FG-FGA	FG-FGA	FG-FGA	FT-FTA	Off	Def	Tot							
02	Adrio Bailey	f	3-5	2-3	2-5	1	4	5	1	10	0	1	5	3	27
01	Isaiah Joe	f	5-16	5-14	6-7	0	7	7	2	21	1	1	1	1	38
03	Desi Sills	g	1-4	1-3	1-2	1	4	5	0	4	0	1	1	1	20
15	Mason Jones	g	5-12	2-5	8-9	1	8	9	4	20	4	7	0	0	29
33	Jimmy Whitt Jr.	g	5-10	0-0	0-1	2	1	3	2	10	4	3	0	3	37
00	Jeantal Cylla	g	0-0	0-0	0-0	0	2	2	1	0	0	1	0	0	4
05	Jalen Harris	g	2-4	0-2	0-1	1	5	6	2	4	3	2	1	1	32
35	Reggie Chaney	g	0-1	0-0	3-6	0	2	2	2	3	2	2	0	0	13
	<b>Team</b>					0	3	3			1				
	<b>Totals</b>		<b>21-52</b>	<b>10-27</b>	<b>20-31</b>	<b>6</b>	<b>36</b>	<b>42</b>	<b>14</b>	<b>72</b>	<b>14</b>	<b>19</b>	<b>8</b>	<b>9</b>	<b>200</b>

FG % 1st Half:	12-28	42.9%	2nd half:	9-24	37.5%	Game:	21-52	40.4%	Deadball Rebounds	
3FG % 1st Half:	4-13	30.8%	2nd half:	6-14	42.9%	Game:	10-27	37.0%	Rebounds	2.1
FT % 1st Half:	4-10	40.0%	2nd half:	16-21	76.2%	Game:	20-31	64.5%		

Officials: Chris Ford, John Hampton, Steven Anderson  
 Technical fouls: Valparaiso-Eron Gordon. Arkansas-TEAM.  
 Attendance: 15630

Score by periods	1st	2nd	Total
Valparaiso	34	34	68
Arkansas	32	40	72

	In	Off	2nd	Fast	Bench
Points					
VALPO	30	11	11	13	20
ARK	16	18	4	22	7

Last FG - VALPO 2nd-00:26, ARK 2nd-00:53.  
 Largest lead - VALPO by 8 2nd-07:27, ARK by 13 1st-12:32.  
 VALPO led for 14:53, ARK led for 22:10. Game was tied for 02:57.

**GAME 10**

**79** **Tulsa**  
**ARKANSAS**

**34 45**  
**50 48**

**79** **98**

**Dec. 14, 2019 • Fayetteville, Ark.**

### Tulsa 79 • 8-3

#	Player	Total		3-Ptr		Rebounds			PF	TP	A	TO	Blk	Stl	Min
		FG-FGA	FG-FGA	FG-FGA	FT-FTA	Off	Def	Tot							
01	Martins Igbanu	f	6-10	0-1	6-9	2	3	5	3	18	0	3	0	1	29
00	Brandon Rachal	g	6-14	0-3	2-4	2	6	8	1	14	0	3	1	0	32
03	Elijah Joiner	g	5-7	1-2	8-11	0	4	4	2	19	2	1	0	1	32
11	Darrien Jackson	g	4-7	0-0	2-2	2	2	4	4	10	2	1	0	3	26
22	Reggie Jones	g	3-6	1-3	1-1	0	1	1	3	8	2	1	0	0	18
04	Isaiah Hill	g	2-7	2-5	0-0	1	1	2	3	6	3	1	0	0	19
05	Lawson Korita	g	1-8	0-4	0-0	0	5	5	2	2	0	1	0	0	24
12	Emmanuel Ugboh	g	0-1	0-0	0-0	1	0	1	2	0	1	2	0	0	5
13	George Christopoulos	g	0-0	0-0	0-0	0	0	0	1	0	0	0	0	0	1
15	Josh Earley	g	1-3	0-0	0-0	2	1	3	2	2	0	0	0	0	9
41	Jeriah Horne	g	0-1	0-0	0-0	0	0	0	0	0	0	0	0	0	5
	<b>Team</b>					4	2	6							
	<b>Totals</b>		<b>28-64</b>	<b>4-18</b>	<b>19-27</b>	<b>14</b>	<b>25</b>	<b>39</b>	<b>23</b>	<b>79</b>	<b>10</b>	<b>13</b>	<b>1</b>	<b>5</b>	<b>200</b>

FG % 1st Half:	12-29	41.4%	2nd half:	16-35	45.7%	Game:	28-64	43.8%	Deadball Rebounds	
3FG % 1st Half:	1-6	16.7%	2nd half:	3-12	25.0%	Game:	4-18	22.2%	Rebounds	4.1
FT % 1st Half:	9-13	69.2%	2nd half:	10-14	71.4%	Game:	19-27	70.4%		

### Arkansas 98 • 9-1

#	Player	Total		3-Ptr		Rebounds			PF	TP	A	TO	Blk	Stl	Min
		FG-FGA	FG-FGA	FG-FGA	FT-FTA	Off	Def	Tot							
02	Adrio Bailey	f	3-5	0-0	2-4	1	2	3	3	8	0	2	2	2	19
01	Isaiah Joe	g	8-14	4-10	0-0	0	3	3	4	20	1</				

**GAME 13** **ATM** **59** **Texas A&M** **33** **26** **59** **69** **ARKANSAS** **42** **27** **69** **Jan. 4, 2020 • Fayetteville, Ark.**

**Texas A&M 59 • 6-6, 0-1 SEC**

#	Player	Total			3-Ptr			Rebounds			PF	TP	A	TO	Blk	Stl	Min
		FG-FGA	FT-FTA	FT-FTA	Off	Def	Tot	Off	Def	Tot							
05	Emanuel Miller	f	2-4	0-0	2-4	1	2	3	2	6	0	2	0	0	0	28	
32	Josh Nebo	f	3-4	0-0	4-7	3	10	13	1	10	1	3	0	0	0	31	
11	Savion Flagg	g	4-7	1-2	0-0	1	3	4	1	9	1	3	0	1	31		
01	Wendell Mitchell	g	3-10	1-6	6-6	1	4	5	4	13	2	2	0	1	25		
20	Andre Gordon	g	7-12	1-2	0-1	0	2	2	0	15	3	2	0	2	28		
00	Jay Jay Chandler	g	0-1	0-1	0-0	0	0	0	4	0	0	0	1	1	13		
03	Quenton Jackson	g	1-3	1-2	1-2	0	1	1	1	4	0	3	0	1	24		
12	Mark French	g	0-2	0-1	0-0	0	1	1	0	0	1	0	0	0	11		
15	Jonathan Aku	g	1-1	0-0	0-0	1	0	1	0	2	0	0	0	0	2		
35	Yavuz Gultekin	g	0-1	0-0	0-0	1	2	3	2	0	0	1	0	0	7		
Team						0	1	1									
Totals			21-45	4-14	13-20	8	26	34	15	59	8	17	1	6	200		

FG % 1st Half: 11-26	42.3%	2nd half: 10-19	52.6%	Game: 21-45	46.7%	Deadball Rebounds	4.1
3FG % 1st Half: 3-11	27.3%	2nd half: 1-3	33.3%	Game: 4-14	28.6%		
FT % 1st Half: 8-11	72.7%	2nd half: 5-9	55.6%	Game: 13-20	65.0%		

**Arkansas 69 • 12-1, 1-0 SEC**

#	Player	Total			3-Ptr			Rebounds			PF	TP	A	TO	Blk	Stl	Min
		FG-FGA	FT-FTA	FT-FTA	Off	Def	Tot	Off	Def	Tot							
02	Adrio Bailey	f	1-2	0-0	0-0	0	1	1	4	2	0	1	1	0	0	18	
01	Isaiah Joe	g	6-14	5-12	0-0	1	4	5	2	17	2	1	0	2	39		
03	Desi Sills	g	4-9	1-4	4-6	1	3	4	3	13	1	0	0	2	30		
15	Mason Jones	g	5-17	4-11	3-5	3	3	6	2	17	3	1	0	3	37		
33	Jimmy Whitt Jr.	g	6-11	0-0	0-0	1	3	4	2	12	1	3	1	0	37		
00	Jeantal Cylla	g	0-0	0-0	0-0	1	0	1	0	0	0	0	0	0	1		
05	Jalen Harris	g	1-4	0-2	4-4	0	4	4	2	6	5	0	0	2	31		
35	Reggie Chaney	g	1-1	0-0	0-0	0	0	0	2	2	0	3	0	0	7		
Team						1	1	2									
Totals			24-58	10-29	11-15	8	19	27	17	69	12	9	2	9	200		

FG % 1st Half: 13-24	54.2%	2nd half: 11-34	32.4%	Game: 24-58	41.4%	Deadball Rebounds	3
3FG % 1st Half: 6-15	40.0%	2nd half: 4-14	28.6%	Game: 10-29	34.5%		
FT % 1st Half: 10-13	76.9%	2nd half: 1-2	50.0%	Game: 11-15	73.3%		

Officials: Gerald Williams, Garrick Shannon, Chuck Jones  
 Technical fouls: Texas A&M-None. Arkansas-None.  
 Attendance: 19200

Score by periods	1st	2nd	Total	Points	In	Off	2nd	Fast	Bench
Texas A&M	33	26	59	ARK	26	7	9	7	6
Arkansas	42	27	69	ARK	22	18	8	8	8

Last FG - TA&M 2nd-03:36, ARK 2nd-01:41.  
 Largest lead - TA&M by 3 1st-19:29, ARK by 10 2nd-19:05.  
 TA&M led for 06:08. ARK led for 30:05. Game was tied for 03:47.  
 Score tied - 7 times.  
 Lead changed - 7 times.

**GAME 15** **76** **ARKANSAS** **27** **49** **76** **72** **Ole Miss** **33** **39** **72** **Jan. 1, 2020 • Oxford, Miss.**

**Arkansas 76 • 13-2, 2-1 SEC**

#	Player	Total			3-Ptr			Rebounds			PF	TP	A	TO	Blk	Stl	Min
		FG-FGA	FT-FTA	FT-FTA	Off	Def	Tot	Off	Def	Tot							
02	Adrio Bailey	f	3-6	0-1	2-2	0	5	5	4	8	1	0	2	0	0	25	
01	Isaiah Joe	g	11-18	7-13	5-5	0	4	4	0	34	2	2	2	2	39		
03	Desi Sills	g	4-8	0-1	1-2	1	2	3	2	9	0	0	0	0	33		
15	Mason Jones	g	3-12	1-4	6-6	0	6	6	2	13	9	4	0	3	38		
33	Jimmy Whitt Jr.	g	2-9	0-0	7-8	2	1	3	3	11	0	2	0	2	40		
00	Jeantal Cylla	g	0-2	0-0	1-4	1	4	5	2	1	0	1	0	0	11		
05	Jalen Harris	g	0-1	0-1	0-0	1	1	2	4	0	1	0	0	0	10		
35	Reggie Chaney	g	0-0	0-0	0-0	0	0	0	1	0	0	1	0	0	4		
Team						0	0	0									
Totals			23-56	8-20	22-27	5	23	28	18	76	13	10	4	7	200		

FG % 1st Half: 8-30	26.7%	2nd half: 15-26	57.7%	Game: 23-56	41.1%	Deadball Rebounds	2
3FG % 1st Half: 3-12	25.0%	2nd half: 5-8	62.5%	Game: 8-20	40.0%		
FT % 1st Half: 8-13	61.5%	2nd half: 14-14	100.0%	Game: 22-27	81.5%		

**Ole Miss 72 • 9-6, 0-2 SEC**

#	Player	Total			3-Ptr			Rebounds			PF	TP	A	TO	Blk	Stl	Min
		FG-FGA	FT-FTA	FT-FTA	Off	Def	Tot	Off	Def	Tot							
03	Khadim Sy	f	1-2	0-0	6-6	2	6	8	1	8	1	4	1	0	19		
05	KJ Buffen	f	4-6	0-0	4-4	4	6	10	5	12	0	2	2	0	28		
00	Blake Hinson	g	4-10	1-5	4-4	1	4	5	4	13	0	3	0	0	32		
02	Devontae Shuler	g	4-11	0-4	2-2	2	9	11	3	10	2	2	1	2	35		
04	Breoin Tyree	g	8-20	2-3	9-10	0	3	3	3	27	1	1	0	2	40		
01	Austin Crowley	g	0-1	0-0	0-0	0	1	1	2	0	2	0	0	1	14		
11	Franco Miller	g	0-1	0-1	0-0	0	0	0	4	0	0	3	0	0	24		
23	Sammy Hunter	g	1-3	0-0	0-0	0	0	0	2	2	0	0	0	0	8		
Team						1	1	2									
Totals			22-54	3-13	25-26	10	30	40	24	72	6	16	4	5	200		

FG % 1st Half: 10-26	38.5%	2nd half: 12-28	42.9%	Game: 22-54	40.7%	Deadball Rebounds	0.1
3FG % 1st Half: 3-8	37.5%	2nd half: 0-5	0.0%	Game: 3-13	23.1%		
FT % 1st Half: 10-11	90.9%	2nd half: 15-15	100.0%	Game: 25-26	96.2%		

Officials: Olandis Poole, Will Howard, Doug Shows  
 Technical fouls: Arkansas-None. Ole Miss-None.  
 Attendance: 8233

Score by periods	1st	2nd	Total	Points	In	Off	2nd	Fast	Bench
Arkansas	27	49	76	ARK	22	19	3	15	1
Ole Miss	33	39	72	OM	32	7	10	6	2

Last FG - ARK 2nd-02:15, OM 2nd-00:11.  
 Largest lead - ARK by 8 1st-16:14, OM by 11 2nd-15:14.  
 ARK led for 15:01. OM led for 22:27. Game was tied for 02:32.  
 Score tied - 7 times.  
 Lead changed - 9 times.

**GAME 14** **77** **ARKANSAS** **40** **37** **77** **79** **LSU** **37** **42** **79** **Jan. 8, 2020 • Baton Rouge, La.**

**Arkansas 77 • 12-2, 1-1 SEC**

#	Player	Total			3-Ptr			Rebounds			PF	TP	A	TO	Blk	Stl	Min
		FG-FGA	FT-FTA	FT-FTA	Off	Def	Tot	Off	Def	Tot							
02	Adrio Bailey	f	3-5	1-2	1-1	1	6	7	4	8	0	1	4	1	29		
01	Isaiah Joe	g	4-13	2-9	3-4	1	2	3	2	13	1	1	0	2	31		
03	Desi Sills	g	2-7	1-6	3-3	1	1	2	1	8	1	1	0	1	32		
15	Mason Jones	g	7-15	4-7	6-6	0	5	5	5	24	4	2	0	2	39		
33	Jimmy Whitt Jr.	g	9-13	0-0	4-4	0	3	3	3	22	0	1	0	0	40		
05	Jalen Harris	g	1-5	0-1	0-0	0	1	1	3	2	2	0	0	2	20		
24	Ethan Henderson	g	0-0	0-0	0-0	0	0	0	0	0	0	0	0	0	2		
35	Reggie Chaney	g	0-0	0-0	0-0	0	0	0	4	0	1	0	0	0	7		
Team						0	3	3									
Totals			26-58	8-25	17-18	3	21	24	22	77	9	7	4	8	200		

FG % 1st Half: 16-31	51.6%	2nd half: 10-27	37.0%	Game: 26-58	44.8%	Deadball Rebounds	0
3FG % 1st Half: 5-13	38.5%	2nd half: 3-12	25.0%	Game: 8-25	32.0%		
FT % 1st Half: 3-3	100.0%	2nd half: 14-15	93.3%	Game: 17-18	94.4%		

**LSU 79 • 10-4, 2-0 SEC**

#	Player	Total			3-Ptr			Rebounds			PF	TP	A	TO	Blk	Stl	Min
		FG-FGA	FT-FTA	FT-FTA	Off	Def	Tot	Off	Def	Tot							
00	Darius Days	f	6-8	2-3	2-5	9	7	16	2	16	0	1	0	0	28		
02	Trendon Watford	f	7-15	0-2	7-8	4	5	9	2	21	0	3	0	0	33		
05	Emmitt Williams	f	2-5	0-0	5-6	2	2	4	3	9	3	3	2	0	24		
01	Javonte Smart	g	4-14	0-4	2-2	1	4	5	2	10	1	2	0	0	32		
04	Skylar Mays	g	6-15	2-3	5-5	1	3	4	3	19	1	1	0	1	36		
11	Charles Manning, Jr.	g	1-2	0-1	0-2	1	5	6	1	2	3	0	2	0	25		
14	Marlon Taylor	g	0-2	0-0	0-0	1	1	2	3	0	0	2	0	0	10		
15	Aundre Hyatt	g	1-5	0-2	0-0	0	3	3	0	2	0	0	1	0	12		
Team						4	0	4									
Totals			27-66	4-15	21-28	23	30	53	16	79	8	13	5	1	200		

FG % 1st Half: 13-33	39.4%	2nd half: 14-33	42.4%	Game: 27-66	40.9%	Deadball Rebounds	2
3FG % 1st Half: 3-10	30.0%	2nd half: 1-5	20.0%	Game: 4-15	26.7%		
FT % 1st Half: 8-12	66.7%	2nd half: 13-16	81.3%	Game: 21-28	75.0%		

**GAME 17** **73** #10/12 Kentucky 36 37 73 **66** ARKANSAS 27 39 66   
 Jan. 18, 2020 • Fayetteville, Ark.

**Kentucky 73 • 13-4, 4-1 SEC**

#	Player	Total			3-Ptr			Rebounds			PF	TP	A	TO	Blk	Stl	Min
		FG-FGA	FT-FTA	FT-FTA	Off	Def	Tot										
04	Nick Richards	f	6-8	0-0	5-6	3	6	9	2	17	0	3	2	0	0	28	
23	EJ Montgomery	f	0-1	0-0	1-2	0	2	2	5	1	1	3	1	0	0	17	
00	Ashton Hagans	g	4-11	2-4	3-5	0	6	6	5	13	6	1	0	1	34		
03	Tyrese Maxey	g	5-7	0-1	1-1	1	5	6	3	11	2	2	1	2	25		
05	Immanuel Quickley	g	3-14	1-5	6-7	4	6	10	2	13	2	2	0	0	40		
01	Nate Sestina	g	1-4	1-2	0-0	2	1	3	4	3	1	1	0	1	21		
02	Kahlil Whitney	g	0-0	0-0	0-0	0	0	0	0	0	0	0	0	0	1		
10	Johnny Juzang	g	2-5	1-2	0-0	0	1	1	1	5	0	0	0	0	17		
12	Keion Brooks Jr.	g	3-4	0-0	4-6	1	6	7	2	10	0	3	1	1	17		
	Team					1	2	3									
	Totals		24-54	5-14	20-27	12	35	47	24	73	12	16	5	5	200		

FG % 1st Half:	14-32	43.8%	2nd half:	10-22	45.5%	Game:	24-54	44.4%	Deadball Rebounds	4,1
3FG % 1st Half:	4-7	57.1%	2nd half:	1-7	14.3%	Game:	5-14	35.7%		
FT % 1st Half:	4-7	57.1%	2nd half:	16-20	80.0%	Game:	20-27	74.1%		

**Arkansas 66 • 14-3, 3-2 SEC**

#	Player	Total			3-Ptr			Rebounds			PF	TP	A	TO	Blk	Stl	Min
		FG-FGA	FT-FTA	FT-FTA	Off	Def	Tot										
02	Adrio Bailey	f	2-5	1-3	1-6	1	4	5	3	6	2	0	2	3	24		
01	Isaiah Joe	g	4-14	3-11	2-2	2	3	5	2	13	0	1	0	1	37		
03	Desi Sills	g	1-6	1-3	1-2	1	1	2	5	4	1	1	0	0	26		
15	Mason Jones	g	5-15	1-5	8-12	1	5	6	5	19	2	4	0	2	35		
33	Jimmy Whitt Jr.	g	3-9	0-0	8-8	1	4	5	2	14	2	2	2	1	35		
05	Jalen Harris	g	2-6	2-4	0-0	0	2	2	3	6	1	2	0	0	28		
35	Reggie Chaney	g	2-2	0-0	0-0	1	2	3	2	4	0	1	1	1	15		
	Team					1	0	1									
	Totals		19-57	8-26	20-30	8	21	29	22	66	8	11	5	8	200		

FG % 1st Half:	9-23	39.1%	2nd half:	10-34	29.4%	Game:	19-57	33.3%	Deadball Rebounds	3
3FG % 1st Half:	6-10	60.0%	2nd half:	2-16	12.5%	Game:	8-26	30.8%		
FT % 1st Half:	3-8	37.5%	2nd half:	17-22	77.3%	Game:	20-30	66.7%		

Officials: Brian Shey, Patrick Evans, Anthony Jordan  
 Technical fouls: Kentucky-TEAM 2, Arkansas-None.  
 Attendance: 19200  
 Kentucky Coach Calipari received 2 technical fouls at 8:19 in the 2nd half

Score by periods	1st	2nd	Total
Kentucky	36	37	73
Arkansas	27	39	66

Last FG - UK 2nd-01:57, ARK 2nd-00:14.  
 Largest lead - UK by 12 2nd-02:42, ARK by 4 1st-16:23.  
 UK led for 31:24. ARK led for 05:28. Game was tied for 03:08.

Score tied - 4 times.  
 Lead changed - 4 times.

**GAME 19** **67** TCU 29 38 67 **78** ARKANSAS 33 45 78   
 Jan. 25, 2020 • Fayetteville, Ark.

**TCU 67 • 13-6**

#	Player	Total			3-Ptr			Rebounds			PF	TP	A	TO	Blk	Stl	Min
		FG-FGA	FT-FTA	FT-FTA	Off	Def	Tot										
10	Diante Smith	f	2-4	2-3	2-3	1	2	3	3	8	1	0	0	0	0	22	
21	Kevin Samuel	c	9-12	0-0	6-9	7	11	18	1	24	0	3	2	0	34		
01	Desmond Bane	g	3-6	2-3	0-0	1	1	2	4	8	5	1	0	0	37		
02	Edric Dennis	g	3-11	0-4	0-0	0	0	0	3	6	2	2	0	0	27		
22	RJ Nembhard	g	3-7	0-4	5-8	0	5	5	1	11	2	7	0	0	24		
03	Francisco Farabello	g	1-3	1-2	0-0	0	0	0	3	3	0	2	0	0	15		
04	PJ Fuller	g	0-2	0-0	0-0	0	0	0	4	0	1	1	1	1	19		
05	Jaire Grayer	g	2-4	1-3	0-0	1	0	1	2	5	0	1	0	0	16		
23	Jaedon LeDee	g	1-1	0-0	0-0	1	0	1	2	2	0	2	0	1	6		
	Team					2	2	4									
	Totals		24-50	6-19	13-20	13	21	34	23	67	11	19	3	3	200		

FG % 1st Half:	11-24	45.8%	2nd half:	13-26	50.0%	Game:	24-50	48.0%	Deadball Rebounds	2,1
3FG % 1st Half:	2-8	25.0%	2nd half:	4-11	36.4%	Game:	6-19	31.6%		
FT % 1st Half:	5-7	71.4%	2nd half:	8-13	61.5%	Game:	13-20	65.0%		

**Arkansas 78 • 15-4**

#	Player	Total			3-Ptr			Rebounds			PF	TP	A	TO	Blk	Stl	Min
		FG-FGA	FT-FTA	FT-FTA	Off	Def	Tot										
02	Adrio Bailey	f	3-5	0-0	1-1	2	4	6	4	7	0	1	1	1	34		
35	Reggie Chaney	f	3-6	0-0	0-0	1	0	1	1	6	0	2	0	0	14		
05	Jalen Harris	g	2-4	1-2	2-2	2	2	4	3	7	6	2	0	0	33		
15	Mason Jones	g	4-11	2-4	10-15	1	4	5	2	20	4	2	0	1	29		
33	Jimmy Whitt Jr.	g	8-15	0-0	4-4	0	2	2	0	20	2	1	0	1	40		
00	Jeantal Cylla	g	0-1	0-0	0-0	1	3	4	1	0	1	2	1	0	13		
03	Desi Sills	g	7-8	3-3	1-2	0	2	2	4	18	1	2	0	2	34		
24	Ethan Henderson	g	0-0	0-0	0-1	0	0	0	1	0	0	0	0	0	3		
	Team					1	1	2									
	Totals		27-50	6-9	18-25	8	18	26	16	78	14	12	2	5	200		

FG % 1st Half:	13-26	50.0%	2nd half:	14-24	58.3%	Game:	27-50	54.0%	Deadball Rebounds	0
3FG % 1st Half:	3-4	75.0%	2nd half:	3-5	60.0%	Game:	6-9	66.7%		
FT % 1st Half:	4-7	57.1%	2nd half:	14-18	77.8%	Game:	18-25	72.0%		

Officials: Mike Nance, Tony Greene, Joe Linday  
 Technical fouls: TCU-None, Arkansas-None.  
 Attendance: 19200

Score by periods	1st	2nd	Total
TCU	29	38	67
Arkansas	33	45	78

Last FG - TCU 2nd-00:17, ARK 2nd-03:51.  
 Largest lead - TCU by 4 1st-18:51, ARK by 15 2nd-07:53.  
 TCU led for 04:02. ARK led for 33:08. Game was tied for 02:47.

Score tied - 4 times.  
 Lead changed - 3 times.

**GAME 18** **70** ARKANSAS 26 44 70 **77** MISSISSIPPI STATE 30 47 77   
 Jan. 22, 2020 • Starkville, Miss.

**Arkansas 70 • 14-4, 3-3 SEC**

#	Player	Total			3-Ptr			Rebounds			PF	TP	A	TO	Blk	Stl	Min
		FG-FGA	FT-FTA	FT-FTA	Off	Def	Tot										
02	Adrio Bailey	f	3-5	0-1	0-2	1	3	4	4	6	0	1	1	0	20		
01	Isaiah Joe	g	2-13	1-8	0-0	0	7	7	4	5	3	3	1	0	36		
03	Desi Sills	g	1-4	0-2	0-0	0	1	1	2	2	2	0	0	0	18		
15	Mason Jones	g	7-16	2-7	4-4	1	6	7	3	20	4	3	1	1	30		
33	Jimmy Whitt Jr.	g	9-15	0-0	2-5	1	3	4	2	20	0	0	1	1	39		
00	Jeantal Cylla	g	2-2	1-1	0-0	0	2	2	2	5	1	0	0	0	17		
05	Jalen Harris	g	2-3	0-1	0-0	0	0	0	4	4	2	0	1	1	23		
35	Reggie Chaney	g	4-5	0-0	0-0	2	0	2	2	8	0	0	1	1	17		
	Team					2	2	4									
	Totals		30-63	4-20	6-11	7	24	31	23	70	12	7	5	5	200		

FG % 1st Half:	12-28	42.9%	2nd half:	18-35	51.4%	Game:	30-63	47.6%	Deadball Rebounds	1,2
3FG % 1st Half:	2-10	20.0%	2nd half:	2-10	20.0%	Game:	4-20	20.0%		
FT % 1st Half:	0-1	0.0%	2nd half:	6-10	60.0%	Game:	6-11	54.5%		

**Mississippi St. 77 • 12-6, 3-3 SEC**

#	Player	Total			3-Ptr			Rebounds			PF	TP	A	TO	Blk	Stl	Min
		FG-FGA	FT-FTA	FT-FTA	Off	Def	Tot										
01	Reggie Perry	f	6-13	0-1	14-15	4	9	13	4	26	3	2	2	0	33		
24	Abdul Ado	f	1-2	0-0	0-0	3	2	5	1	2	0	2	0	0	23		
00	Nick Weatherspoon	g	2-7	1-2	6-7	1	5	6	2	11	6	0	0	1	33		
03	D.J. Stewart Jr.	g	4-11	1-5	5-6	0	4	4	2	14	0	2	2	1	35		
12	Robert Woodard II	g	3-7	0-2	0-1	1	6	7	3	6	1	1	0	1	32		
05	Iverson Molinar	g	3-5	2-3	0-0	0	0	0	2	8	0	1	0	0	13		
23	Tyson Carter	g	3-12	2-6	2-2	0	4	4	1	10	2	0	0	1			

<b>GAME 21</b>				<b>82</b> <b>ARKANSAS</b>	<b>36</b> <b>46</b>	<b>82</b> <b>79</b>	
				<b>Alabama</b>	<b>39</b> <b>39</b>	<b>78</b>	
<b>Feb. 1, 2020 • Tuscaloosa, Ala.</b>							

**Arkansas 82 • 16-5, 4-4 SEC**

#	Player	FG-FGA	3-Ptr	FT-FTA	Rebounds			PF	TP	A	TO	Blk	Stl	Min
					Off	Def	Tot							
35	Reggie Chaney	f 2-4	0-0	4-5	5	6	11	5	8	0	1	2	1	25
01	Isaiah Joe	g 0-3	0-3	0-0	0	1	1	2	0	0	0	0	0	21
03	Desi Sills	g 2-6	1-4	2-2	0	1	1	3	7	2	3	0	3	39
15	Mason Jones	g 10-20	4-7	6-13	0	5	5	4	30	1	2	0	2	38
33	Jimmy Whitt Jr.	g 11-19	0-0	4-4	2	2	4	2	26	2	1	0	4	39
00	Jeantal Cylla	g 0-0	0-0	0-0	0	2	2	0	0	0	0	0	0	1
02	Adrio Bailey	g 0-3	0-0	0-0	1	0	1	0	0	0	1	0	0	6
05	Jalen Harris	g 3-4	1-2	4-5	0	2	2	3	11	2	1	0	1	31
	<b>Team</b>				3	4	7			1				
	<b>Totals</b>	<b>28-59</b>	<b>6-16</b>	<b>20-29</b>	<b>11</b>	<b>23</b>	<b>34</b>	<b>19</b>	<b>82</b>	<b>7</b>	<b>10</b>	<b>2</b>	<b>11</b>	<b>200</b>

FG % 1st Half: 14-32 43.8% 2nd half: 14-27 51.9% Game: 28-59 47.5% Deadball Rebounds 3  
 3FG % 1st Half: 3-11 27.3% 2nd half: 3-5 60.0% Game: 6-16 37.5%  
 FT % 1st Half: 5-9 55.6% 2nd half: 15-20 75.0% Game: 20-29 69.0%

**Alabama 78 • 12-9, 4-4 SEC**

#	Player	FG-FGA	3-Ptr	FT-FTA	Rebounds			PF	TP	A	TO	Blk	Stl	Min
					Off	Def	Tot							
00	Javian Davis	f 3-3	0-0	5-8	0	2	2	3	11	1	0	3	0	20
03	Alex Reese	f 4-7	2-5	4-6	1	6	7	5	14	1	2	2	1	27
02	Kira Lewis Jr.	g 4-13	0-5	4-4	1	0	1	4	12	3	7	0	3	40
05	Jaden Shackelford	g 11-22	5-13	1-1	4	3	7	4	28	3	1	0	0	38
23	John Petty Jr.	g 3-8	1-5	1-2	2	7	9	2	8	3	4	0	3	37
12	Jaylen Forbes	g 1-5	0-3	1-2	4	5	9	4	3	0	0	0	0	18
30	Galin Smith	g 1-2	0-0	0-1	3	1	4	3	2	0	3	1	0	20
	<b>Team</b>				0	2	2							
	<b>Totals</b>	<b>27-60</b>	<b>8-31</b>	<b>16-24</b>	<b>15</b>	<b>26</b>	<b>41</b>	<b>25</b>	<b>78</b>	<b>11</b>	<b>17</b>	<b>6</b>	<b>7</b>	<b>200</b>

FG % 1st Half: 14-30 46.7% 2nd half: 13-30 43.3% Game: 27-60 45.0% Deadball Rebounds 3  
 3FG % 1st Half: 4-15 26.7% 2nd half: 4-16 25.0% Game: 8-31 25.8%  
 FT % 1st Half: 7-7 100.0% 2nd half: 9-17 52.9% Game: 16-24 66.7%

Officials: Josue Nieves, Jason Baker, Tony Greene  
 Technical fouls: Arkansas-None, Alabama-None.  
 Attendance: 12461

Score by periods	1st	2nd	Total
Arkansas	36	46	82
Alabama	39	39	78

	In	Off	2nd	Fast	Bench
Points	Paint	T/O	Chance	Break	
ARK	38	27	11	16	11
BAMA	36	13	17	6	5

Last FG - ARK 2nd-01:20, BAMA 2nd-00:00. Score tied - 3 times.  
 Largest lead - ARK by 7 2nd-08:35, BAMA by 12 1st-17:19. Lead changed - 11 times.  
 ARK led for 12:54, BAMA led for 25:12. Game was tied for 01:54.

## LAST TIME AN ARKANSAS PLAYER...

### • SCORING •

Scored 25 Points: 29 Daniel Gafford vs Alabama (03/09/19)  
**Scored 30 Points: 30 Mason Jones at Alabama (02/01/20)**  
**Scored 40 Points: 42 Mason Jones vs Tulsa (12/14/19)**  
 Scored 50 Points: 51 Rotnei Clarke vs. Alcorn State (11/13/09)  
**RECORD: 51 Rotnei Clarke vs. Alcorn State (11/13/09)**

### • FIELD GOALS MADE •

Made 15 Field Goals: 15 (15-21) Rotnei Clarke vs. Alcorn State (11/13/09)  
 Made 20 Field Goals: 20 (2-30) Dean Tolson vs. Texas A&M (03/02/74)  
**RECORD: 20 (20-30) Dean Tolson vs. Texas A&M (03/02/74)**

### • FIELD GOALS ATTEMPTED •

**Attempted 20 Field Goals: 20 (10-20) Mason Jones at Alabama (02/01/20)**  
 Attempted 25 Field Goals: 26 (9-26) Courtney Fortson at Mississippi State (01/14/10)  
**RECORD: 30 (20-30) Dean Tolson vs. Texas A&M (03/02/74)**

### • FIELD GOAL PERCENTAGE •

Shot 100% FG (Min. 7 att): Daniel Gafford (7-7) at Texas Tech (01/26/19)  
**RECORD (min 8 att): 100% 8x - Best: Daryll Saulsberry (10-10) 1975**

### • 3-POINTERS MADE •

**Made 7 3-pointers: 7 (7-13) by Isaiah Joe at Ole Miss (01/11/20)**  
 Made 10 3-pointers: 10 (10-13) by Isaiah Joe vs. FIU (12/01/18)  
 Made 11-Plus 3-pointers: 13 (13-17) by Rotnei Clarke vs. Alcorn State (11/13/09)  
**RECORD: 13 (13-17) by Rotnei Clarke vs. Alcorn State (11/13/09) (SEC record)**

### • 3-POINTERS ATTEMPTED •

**Attempted 15 3-Pointers: 17 (6-17) Isaiah Joe at Indiana (12/22/19)**  
 Attempted 20 3-Pointers: 24 (10-24) Pat Bradley vs. North Texas (12/30/98)  
**RECORD: 24 (10-24) Pat Bradley vs. North Texas (12/30/98) (SEC record)**

### • FREE THROWS MADE •

**Made 10 Free Throws: 10 (10-15) Mason Jones vs TCU (01/25/20)**  
**Made 15 Free Throws: 15 (15-16) Mason Jones vs South Carolina (01/29/20)**  
 Made 20 Plus Free Throws: 22 (22-24) Martin Terry vs. Texas A&M (01/22/72)  
**RECORD: 22 (22-24) by Martin Terry vs. Texas A&M (01/22/72)**

### • FREE THROWS ATTEMPTED •

**Attempted 15 Free Throws: 16 (15-16) Mason Jones vs South Carolina (01/29/20)**  
 Attempted 20 Free Throws: 22 (17-22) Corliss Williamson vs. Ole Miss (02/18/95)  
 Attempted 24 Plus Free Throws: 24 (22-24) Martin Terry vs. Texas A&M (01/22/72)  
**RECORD: 24 (22-24) Martin Terry vs. Texas A&M (01/22/72)**

### • FREE THROW PERCENTAGE •

Shot 100% FT (min 10 att): 14-14 Daryl Macon vs. Texas (12/17/16)  
**RECORD (min. 11 att): 8x - Best: Tommy Boyer (18-18) in 1963**

### • REBOUNDS •

**Grabbed 10-14 Rebounds: 10 Reggie Chaney at Alabama (02/01/20)**  
 Grabbed 15-20 Rebounds: 16 Daniel Gafford vs. Alabama (03/09/19)  
 Grabbed 20-Plus Rebounds: 23 Nick Davis vs. Jackson State (11/21/97)  
**RECORD: 23 by Nick Davis vs. Jackson State (11/21/97)**  
 • Grabbed 10 Offensive Rebounds: 10 Bobby Portis vs. LSU (03/07/15)  
**• Grabbed 10 Defensive Rebounds: 11 Mason Jones vs South Carolina (01/29/20)**

### • ASSISTS •

Had 10 Assists: 10 by Jalen Harris at Missouri (02/12/19)  
 Had 15 Assists: 15 by Dontell Jefferson vs. Portland State (11/18/05)  
**RECORD: 15 by Dontell Jefferson vs. Portland State (11/18/05)**

### • STEALS •

**Had 5 Steals: 5 Isaiah Joe vs Texas Southern (11/19/19)**  
**Had 6-7 Steals: 6 Isaiah Joe at Georgia Tech (11/25/19)**  
 Had 8-9 Steals: 9 Robert Shepard at Arizona (12/06/92)  
**RECORD: 9 by Robert Shepard at Arizona (12/06/92)**

### • BLOCKED SHOTS •

**Had 5 Blocks: 5 Adrio Bailey vs Valpo (12/21/19)**  
 Had 6-9 Blocks: 7 Reggie Chaney at Providence (03/19/19)  
 Had 10 Blocks: 10 Steven Hill vs. Texas State (12/06/05)  
**RECORD: 10 Steven Hill vs. Texas St. (12/06/05) & Oliver Miller vs. Texas (02/04/90)**

### • TURNOVERS •

**Committed 5-9 Turnovers: 7 Mason Jones vs South Carolina (01/29/20)**  
 Committed 10 Plus Turnovers: 10 Courtney Fortson at South Carolina (02/21/09)

### • MINUTES PLAYED •

**38 Minutes (Regulation): 38:00 Mason Jones at Alabama (02/01/20)**  
**39 Minutes (Regulation): Whitt (39:09) and Sills (39:07) at Alabama (02/01/20)**  
**40 Minutes (Regulation): Jimmy Whitt Jr. at LSU (01/08/20) & vs TCU (01/25/20)**  
**40 Minutes (OT): 43:27 Jimmy Whitt Jr. & 42:03 Isaiah Joe at WKU (12/07/19)**  
 45 Plus Minutes: 47 by BJ Young vs. Auburn (01/16/13)

### • MISCELLANEOUS •

**2 Players Scored 20+ Pts In Back-To-Back Gms: Jones (20/20) & Whitt (20/20) at Miss State (01/22/20) and vs TCU (01/25/20)**  
**2 Players Scored 20+ Pts In 3 Straight: Jones (41/20/21) & Joe (20/21/24) vs Tulsa (12/14/19), Valpo (12/21/19) and Indiana (12/29/19)**  
 3 Players Scored 20+ Pts in Same Game: vs Ole Miss (01/17/15)  
 Bobby Portis (23), Michael Qualls (22) & Rashad Madden (22)  
 Scored 20 or More Points in Five-Plus Consecutive Games: (7) by Daryl Macon 20, 25, 22, 20, 22, 25, 21 (01/18/18 to 02/10/19)  
 Scored 20 or More Points in 10-Plus Consecutive Games: (11) by Todd Day 20, 23, 26, 26, 22, 31, 23, 21, 27, 21, 20 (12/01/90 to 01/12/91)  
**Scored 30 or More Points in Back-To-Back Games: Mason Jones 34 vs. South Carolina (01/29/20) and 30 at Alabama (02/01/20)**  
 Most Points in Back-To-Back Games: 82 by Martin Terry 35 at TCU (02/20/73) and 47 vs. SMU (02/24/73)  
 Consecutive Free Throws Made: 48 by Ricky Medlock (20 gms; 12/21/74 to 03/04/75)  
**Double-Double: Pts/Rebs: Mason Jones (34 & 12) vs South Carolina (01/29/20)**  
 Double-Double: Pts/Assists: Jalen Harris (11 & 10) vs. UTSA (12/15/18)  
 Two Players with Double-Double in Same Game: vs. UTSA (12/15/18)  
 Daniel Gafford (13 pts, 14 rebs) and Jalen Harris (11 pts, 10 assists)  
 Had 5-Plus Assists in 5-Plus Consecutive Games: (6) by Jalen Harris 11, 6, 10, 12, 7, 10 (11/21/81 thru 12/15/18)  
 Had 10 or More Assists in Back-to-Back Games: Jalen Harris 10 vs. FIU (12/01/18) and 12 at Colorado State (12/05/18)  
 Three-Plus Players with 5-Plus Assists in a Game: vs. Montana State (11/21/18)  
 Jalen Harris (11), Isaiah Joe (5) and Desi Sills (5)  
 Had 5 or More Steals in Back-to-Back Games: Ronnie Brewer 5 vs. Western Illinois (01/01/06) and 5 vs. Mississippi State (01/07/06)

## LAST TIME AN OPPONENT PLAYER...

### • SCORING •

**Scored 25 Points: 28 Jaden Shackelford at Alabama (02/01/20)**  
**Scored 30 Points: 30 Dantez Walton vs Northern Kentucky (11/29/19)**  
 Scored 40 Points: 45 Jodie Meeks vs. Kentucky (02/14/09)  
 Scored 50 Points: 56 Oscar Robertson vs. Cincinnati (03/15/58) (on record)

### • FIELD GOALS MADE •

Made 15 Field Goals: 17 (17-24) Jodie Meeks vs. Kentucky (02/14/09)  
 Made 20 Field Goals: 21 Oscar Robertson vs. Cincinnati (03/15/58) (on record)

### • FIELD GOALS ATTEMPTED •

**Attempted 20 Field Goals: 22 (11-22) Braden Shackelford at Alabama (02/01/20)**  
 Attempted 25 Field Goals: 28 (11-28) Devan Downey vs. South Carolina (02/17/10)

### • FIELD GOAL PERCENTAGE •

Shot 100% FG (Min. 7 att): Adam Wing (8-8) vs. Evansville (12/08/15)

### • 3-POINTERS MADE •

Made 7 3-pointers: 7 (7-15) Tyler Hall vs. Montana State (11/21/18)  
 Made 10 3-pointers: 10 (10-19) Lance Weems at Auburn (01/06/96)

### • 3-POINTERS ATTEMPTED •

Attempted 15 3-pointers: 15 (7-15) Tyler Hall vs. Montana State (11/21/18)  
 Attempted 20 3-pointers: 22 (5-22) Jeff Fryer vs. Loyola Marymount (03/16/89)

### • FREE THROWS MADE •

**Made 10 Free Throws: 14 (14-15) Reggie Perry at Miss State (01/22/20)**  
 Made 15 Free Throws: 17 (17-19) Mike Boynton vs. South Carolina (03/11/04)

### • FREE THROWS ATTEMPTED •

**Attempted 15 Free Throws: 14 (14-15) Reggie Perry at Miss State (01/22/20)**  
 Attempted 20 Free Throws: 24 (18-24) Frank Williams vs. Illinois (12/08/01)

### • FREE THROW PERCENTAGE •

Shot 100% FT (min 10 att): 14-14 Grant Williams at Tennessee (01/15/19)

### • REBOUNDS •

**Grabbed 15-19 Rebounds: 18 Kevin Samuel vs TCU (01/25/20)**  
 Grabbed 20 Rebounds: 20 Antonio McDyess vs. Alabama (03/11/95)  
 • Grabbed 10 Offensive Rebounds: 11 Tyler Davis at Texas A&M (01/30/18)  
**• Grabbed 10 Defensive Rebounds: 11 Kevin Samuel vs TCU (01/25/20)**

### • ASSISTS •

Had 10 Assists: 11 Tremont Waters vs. LSU (01/12/19)  
 Had 13 Assists: 13 Chuck Evans at Mississippi State (01/27/93) (on record)

### • STEALS •

Had 5 Steals: 6 Alpha Diallo at Providence (03/19/19)  
 Had 8 Steals: 8 Terry Conerway vs. Texas State (12/21/02)

### • BLOCKED SHOTS •

Had 6-9 Blocks: 7 Stefan Moody at Ole Miss (02/13/16)  
 Had 10 Plus Blocks: 10 P.J. Roberson vs. Grambling State (11/26/11)

### • TURNOVERS •

**Committed 5-9 Turnovers: 7 Kira Lewis Jr. at Alabama (02/01/20)**  
 Committed 10 Plus Turnovers: 12 Devin Gibson vs. UTSA (12/12/07)

**LAST TIME ARKANSAS HIGHS...**

**• SCORING •**

Scored 100 Points: 104 vs. Oral Roberts (12/19/17)  
 Scored 120-Plus Points: 121 vs. FIU (12/01/18)  
**Scored 50 Points in 1st Half: 50 vs Tulsa (12/14/19)**  
**Scored 50 Points in 2nd Half: 52 vs Rice (11/05/19)**  
 Scored 60 or More Points in a Half: 63 (2nd) vs. FIU (12/01/18)  
 Scored 70 or More Points in a Half: 71 (1st) vs. Alcorn (11/13/09)  
 Scored 80 or More Points in a Half: 88 (2nd) vs. U.S. International (12/09/89)

**• FIELD GOALS MADE •**

**Made 30 Field Goals: 31 (31-54) vs Vanderbilt (01/15/20)**  
 Made 40 Field Goals: 42 (42-69) vs. FIU (12/01/18)  
 Made 50 Field Goals: 57 (57-99) vs. Troy (12/10/96)  
**RECORD: 68 (68-101) vs. U.S. International (12/09/89)**

**• FIELD GOALS ATTEMPTED •**

**Attempted 70 Field Goals: 71 (31-71) vs Texas Southern (11/19/19)**  
 Attempted 80 Field Goals: 83 (34-83) vs. Iona (11/30/14)  
 Attempted 90 Field Goals: 99 (57-99) vs. Troy (12/10/96)  
 Attempted 100 Field Goals: 101 (68-101) vs. US International (12/09/89)  
**RECORD: 101 (68-101) vs. U.S. International (12/09/89)**

**• FIELD GOALS PERCENTAGE •**

Shot 60% FG: 60.9 (42-69) vs. FIU (12/01/18)  
 Shot 70% or Better FG: 72.7 (32-44) vs. Alabama State (12/21/83)  
**RECORD: 79.4 (27-34) vs. Texas Tech (1979)**

**• 3-POINTERS MADE •**

Made 15 3-pointers: 16 (16-24) vs. Mississippi State (01/09/16)  
 Made 20 3-pointers: 21 (21-37) vs. Troy (12/10/96)  
**RECORD: 21 (21-37) vs. Troy (12/10/96)**

**• 3-POINTERS ATTEMPTED •**

**Attempted 25 3-pointers: 26 (7-26) vs South Carolina (01/29/20)**  
**Attempted 30 3-pointers: 31 (12-31) at Indiana (12/29/19)**  
 Attempted 35 3-pointers: 35 (11-35) vs. Montana State (11/21/18)  
**RECORD: 54 (19-54) vs. North Texas (12/30/98)**

**• 3-POINT PERCENTAGE •**

Shot 50% 3PT FG (min. 15 att): 50.0 (9-18) vs. Ole Miss (03/02/19)  
 Shot 60% or Better 3PT FG (min. 15 att): 61.1 (11-18) at Vanderbilt (03/06/19)  
**RECORD (min. 15 att): 66.7 (16-24) vs. Mississippi State (01/09/16)**

**• FREE THROWS MADE •**

**Made 20 Free Throws: 20 (20-29) at Alabama (02/01/20)**  
 Made 30 Free Throws: 34 (34-46) vs. UT Arlington (11/23/18)  
 Made 40 Free Throws: 41 (41-49) at Kentucky (01/25/92)  
**RECORD: 48 (48-53) vs. Ole Miss (01/17/04)**

**• FREE THROW ATTEMPTS •**

**Attempted 40 Free Throws: 40 (26-40) vs South Carolina (01/29/20)**  
 Attempted 50 Free Throws: 53 (35-53) vs. Northeastern Illinois (11/16/97)  
 Attempted 60 Free Throws: 65 vs. TCU (1955)  
**RECORD: 65 vs. TCU (1955)**

**• FREE THROW PERCENTAGE •**

Shot 80% FT (min. 10 att): .815 (22-27) at Ole Miss (01/11/20)  
 Shot 90% or Better FT (min. 10 att): 94.4 (17-18) at LSU (01/08/20)  
**RECORD (min 10 att): 100 3x - Best 16-16 at Kentucky (02/27/14)**

**• REBOUNDS •**

**Grabbed 40 Rebounds: 45 vs Rice (11/05/19)**  
 Grabbed 50 Rebounds: 50 vs. FIU (12/01/18)  
 Grabbed 55-Plus Rebounds: 55 vs. Utah Valley (01/03/15)  
**RECORD: 77 vs. Jackson State (01/22/02)**

**• ASSISTS •**

Had 25 Assists: 29 vs. Montana State (11/21/18)  
 Had 30 Assists: 32 vs. Jackson State (11/22/96)  
 Had 40 Assists: 40 vs. Troy (12/10/96)  
**RECORD: 47 vs. U.S. International (12/09/89)**

**• STEALS •**

**Had 15 Steals: 15 at Georgia Tech (11/25/19)**  
 Had 20 Steals: 24 vs. Maryland-Eastern Shore (01/02/01)  
 Had 25 Steals: 26 vs. Louisiana-Monroe (11/25/00)  
**RECORD: 26 vs. Louisiana-Monroe (11/25/00)**

**• BLOCKED SHOTS •**

**Had 10 Blocks: 10 vs Texas Southern (11/19/19)**  
 Had 13 Blocks: 14 vs. Georgia (01/29/19)  
 Had 15 Blocks: 15 vs. South Alabama (12/30/91)  
**RECORD: 18 vs. Missouri (12/05/95)**

**• MOST TURNOVERS •**

**Had 20 Turnovers: 20 vs Austin Peay (12/03/19)**  
 Had 25 Turnovers: 25 at South Carolina (02/21/09)  
 Had 30 Turnovers: 32 vs. Providence (11/16/07)  
**RECORD: 32 vs. Providence (11/16/07)**

**• FOULS •**

**Committed 25 Fouls: 25 at Alabama (02/01/20)**  
 Committed 30 Fouls: 31 at Kentucky (01/07/17)  
**RECORD: 38 vs. Missouri (12/04/61)**

**LAST TIME ARKANSAS LOWS...**

**• SCORING •**

Held to 40-45 Points: 43 at Florida (01/22/11)  
 Held to 46-49 Points: 46 at Mississippi State (02/09/16)  
 Held to 50-55 Points: 50 vs. Florida (03/14/19)  
 Held to 56-59 Points: 56 at Auburn (02/20/19)  
 Held to 19 Points or Less in a Half: 18 (1st half) vs. Vanderbilt (02/07/17)

**• FIELD GOALS •**

**Held to Below 20 Field Goals Made: 19 (19-57) vs Kentucky (01/18/20)**

**• FIELD GOAL PERCENTAGE •**

Held to 20-29% FG: 27.9 (17-61) vs. South Carolina (02/03/15)  
**Held to 30-35% FG: .333 (19-57) vs Kentucky (01/18/20)**

**• 3-POINTERS •**

Did not Make a 3-pointer: 0 (0-2) at Texas (01/07/89)  
**Held to 1-4 3-PT FG Made: 4 (4-20) at Miss State (01/22/20)**  
**Held to 5-9 3-PT FG Made: 6 (6-16) at Alabama (02/01/20)**  
**Attempted Single-Digit 3-pointers: 9 (6-9) vs TCU (01/25/20)**

**• 3-POINT PERCENTAGE •**

Shot 10% or Worse 3PT FG: 10.0 (1-10) at Mississippi State (02/09/16)  
**Shot 11-19% 3PT FG: 16.7 (3-18) vs Northern Kentucky (11/29/19)**

**• FREE THROWS •**

**Made Single Digit Free Throws: 6 (6-11) at Miss State (01/22/20)**  
 Attempted Single Digit Free Throws: 9 (7-9) vs. Georgia Tech (12/19/18)

**• FREE THROW PERCENTAGE •**

Shot 40-49% FT: 40.0 (6-15) at Florida (01/17/18)  
 Shot Below 40% FT: 26.7 (4-15) at Texas A&M (01/09/13)

**• REBOUNDING •**

Had 19 or Fewer Rebounds: 19 at Missouri (03/05/13)  
**Had 20-25 Rebounds: 24 at LSU (01/08/20)**

**• ASSISTS •**

**Held to Single Digit Assists: 7 at Alabama (02/01/20)**

**• STEALS •**

Had No Steals: *None on record*  
 Had 1 Steal: 1 vs. Florida (03/09/18)  
**Had 2-4 Steals: 4 at Western Kentucky (12/07/19)**

**• BLOCKED SHOTS •**

Had No Blocked Shots: 0 vs. Missouri (1/23/19)

**• FEWEST TURNOVERS •**

Had 1-4 Turnovers: 4 vs. Georgia (01/29/19)  
**Had 5-9 Turnovers: 7 vs Vanderbilt (01/15/20)**

**• FOULS •**

Had Single Digit Fouls: 9 vs. LSU (02/17/07)

**ARKANSAS MISCELLANEOUS...**

Played in an OT game:	12/07/19 at Western Kentucky	L, 7-86 (OT)
Played in a 2OT game:	01/23/18 at Georgia	W, 80-77 (2 OT)
Played in a 3OT game:	02/09/80 vs. Houston	L, 90-84 (3 OT)
Beat AP team ranked 21-25:	03/09/18 vs. #23 Florida (SEC)	W, 80-72
Beat AP team ranked 16-20:	02/02/19 at #19 LSU	W, 90-89
Beat AP team ranked 11-15:	02/27/18 vs. #14 Auburn	W, 91-82
Beat AP team ranked 6-9:	12/30/17 vs. #9 Tennessee	W, 95-93 (OT)
Beat AP team ranked 2-5:	01/27/16 vs. #5 Texas A&M	W, 74-71
Beat AP team ranked #1:	02/12/84 vs. #1 North Carolina (PB)	W, 65-64
Beat AP Top 25 team on road:	02/02/19 at #19 LSU	W, 90-89
Beat AP Top 10 team on road:	02/09/94 at #4 Kentucky	W, 90-82



## LAST TIME AN OPPONENT HIGHS...

### • SCORING •

Scored 100 Points: 106 at Tennessee (01/15/19)  
 Scored 110 Points: 117 at Ole Miss (12/10/73)  
 Scored 50 Points in 1st Half: 55 at Tennessee (01/15/19)  
 Scored 50 Points in 2nd Half: 51 at Tennessee (01/15/19)  
 Scored 60 or More Points in a Half: 60 (1st half) vs. Alabama (02/28/96)

### • FIELD GOALS MADE •

Made 30 Field Goals: 31 (31-67) at Western Kentucky (12/07/19)  
 Made 40 Field Goals: 40 (40-68) by Texas (01/05/10)  
 Made 45 Field Goals: 45 (45-80) vs. Pittsburgh (12/29/86)

### • FIELD GOALS ATTEMPTED •

Attempted 70 Field Goals: 70 (27-72) vs Valpo (12/21/19)  
 Attempted 80 Field Goals: 83 (31-83) by FIU (12/01/18)

### • FIELD GOAL PERCENTAGE •

Shot 60% FG: 61.1 (15-23) vs. Auburn (02/17/16)  
 Shot 65% FG: 67.7 (4-65) vs. North Carolina (03/23/08)  
 Shot 69% FG: 69.8 (37-53) at Auburn (01/14/95)

### • 3-POINTERS MADE •

Made 15 3-pointers: 15 (15-30) at LSU (02/03/18)  
 Made 17 3-pointers: 17 (17-33) at Auburn (02/20/19)

### • 3-POINTERS ATTEMPTED •

Attempted 25 3-pointers: 25 (7-25) vs Valpo (12/21/19)  
 Attempted 30 3-pointers: 3 (8-31) at Alabama (02/01/20)  
 Attempted 35 3-pointers: 37 (6-37) by FIU (12/01/18)

### • 3-POINT PERCENTAGE •

Shot 50% 3PT FG (min 15 att): 51.5 (17-33) at Auburn (02/20/19)  
 Shot 60% or Better 3PT FG (min 15 att): 62.7 (10-15) at South Carolina (02/09/19)

### • FREE THROWS •

Made 20 Free Throws: 27 (27-31) at Miss State (01/22/20)  
 Made 30 Free Throws: 32 (32-38) at LSU (02/02/19)  
 Made 40 Free Throws: 40 (40-50) vs. UMass (11/25/94)

### • FREE THROW ATTEMPTS •

Attempted 35 Free Throws: 38 (32-38) at LSU (02/02/19)  
 Attempted 40 Free Throws: 40 (24-40) at Mississippi State (01/02/18)  
 Attempted 50 Free Throws: 50 (39-50) vs. South Carolina (03/11/04)

### • FREE THROW PERCENTAGE •

Shot 80% FT (min. 10 att): .871 (27-31) at Miss State (01/22/20)  
 Shot 90% or Better FT (min. 10 att): .962 (25-26) at Ole Miss (01/11/20)

### • REBOUNDING •

Grabbed 45 Rebounds: 47 vs Kentucky (01/218/19)  
 Grabbed 50 Rebounds: 53 at LSU (01/08/20)  
 Grabbed 55-Plus Rebounds: 56 vs. Georgia (01/29/19)  
 • Grabbed 20 Offensive Rebounds: 23 at LSU (01/08/20)

### • ASSISTS •

Had 25 Assists: 25 vs. Louisville (11/17/09)  
 Had 30 Assists: 30 at UAB (01/27/90)

### • STEALS •

Had 15 Steals: 15 at LSU (02/24/10)  
 Had 18 Steals: 18 vs. Alcorn State (12/02/95)

### • BLOCKED SHOTS •

Had 10 Blocks: 10 at Tennessee (01/22/14)  
 Had 13 Blocks: 13 at Mississippi State (01/14/10)

### • MOST TURNOVERS •

Had 20 Turnovers: 21 vs Austin Peay (12/03/19)  
 Had 25 Turnovers: 27 vs Rice (11/05/19)  
 Had 30 Turnovers: 30 vs. Louisiana-Monroe (12/31/04)

### • FOULS •

Committed 10-14 Fouls: 15 at Miss State (01/22/20)  
 Committed 15-19 Fouls: 19 at Alabama (02/01/20)  
 Committed 20-29 Fouls: 23 vs TCU (01/25/20)  
 Committed 30-44 Fouls: 33 vs South Carolina (01/29/20)  
 Committed 45 Fouls: 36 vs. Centenary (12/04/82)

## LAST TIME AN OPPONENT LOWS

### • SCORING •

Held to 30-39 Points: 33 vs. Vanderbilt (01/12/13)  
**Held to 40-45 Points: 43 vs North Texas (11/12/19)**  
**Held to 46-49 Points: 46 vs Montana (11/16/19)**  
**Held to 50-55 Points: 51 vs Texas Southern (11/19/19)**  
**Held to 56-59 Points: 55 vs Vanderbilt (01/15/20)**  
**Held to 19 Points or Less in a Half: 18 vs Montana (11/16/19)**

### • FIELD GOAL PERCENTAGE •

Held to 21% or Worse FG: 20.97 (13-62) vs. Jackson State (11/22/02)  
**Held to 20-29% FG: 28.6 (16-56) vs Rice (11/05/19)**  
**Held to 30-35% FG: 34.5 (19-55) vs Texas Southern (11/19/19)**

### • 3-POINTERS •

Did not Make a 3-pointer: 0 (0-10) by Mississippi State (02/07/15)  
**Held to 1-4 3-PT FG Made: 3 (3-13) at Ole Miss (01/11/20)**  
**Held to 5-9 3-PT FG Made: 8 (8-31) at Alabama (02/01/20)**

### • 3-POINT PERCENTAGE •

Shot 10% or Worse 3PT FG: 8.0 (2-25) vs Rice (11/05/19)  
**Shot 11-19% 3PT FG: 18.2 (2-11) at Georgia Tech (11/25/19)**

### • FREE THROWS •

Made 1-5 Free Throws: 3 (3-7) vs. Oral Roberts (12/19/17)  
**Made 6-9 Free Throws: 7 (7-11) vs Valpo (12/21/19)**

### • FREE THROW ATTEMPTS •

Attempted Single Digit Free Throws: 7 (3-7) vs. Oral Roberts (12/19/17)

### • FREE THROW PERCENTAGE •

Shot 40-49% FT: 47.4 (9-19) vs. Auburn (02/17/16)  
 Shot Below 40% FT: 38.1 (8-21) vs. Texas State (12/22/18)

### • REBOUNDING •

Had 19 or Fewer Rebounds: 19 vs. Missouri-Kansas City (12/02/06)  
 Had 20-25 Rebounds: 25 at Texas Tech (01/26/19)

### • ASSISTS •

**Held to Single Digit Assists: 6 at Ole Miss (01/11/20)**

### • STEALS •

**Had No Steals: 0 vs Vanderbilt (01/15/20)**  
 Had 1 Steal: 1 at Florida (01/17/18)  
**Had 2-5 Steals: 3 TCU (01/25/20)**

### • BLOCKED SHOTS •

**Had No Blocked Shots: 0 vs Austin Peay (12/03/19)**

### • FEWEST TURNOVERS •

Had Single Digit Turnovers: 9 at Providence (03/19/19)

### • FOULS •

Had Single Digit Fouls: 8 at Michigan (12/08/12)

