



2019-20 AUBURN WOMEN'S BASKETBALL

AUBURN ATHLETICS COMMUNICATIONS: 392 SOUTH DONAHUE DRIVE || AUBURN, AL 36830 || AUBURNTIGERS.COM || @AUBURNWBB

2019-20 SCHEDULE/RESULTS

10-16, 4-11 SEC

DATE	OPPONENT	TIME/TV/RESULT
Nov. 6	WOFFORD	W 84-82
Nov. 14	OLD DOMINION	L 77-89
Nov. 21	at UAB	L 75-80
Nov. 24	ST. JOSEPH'S	W 66-62
Nov. 29	1-vs. Middle Tennessee	L 50-73
Nov. 30	1-vs. Dayton (OT)	W 76-74
Dec. 1	1-vs. Drake	L 82-83
Dec. 4	at South Alabama	W 82-62
Dec. 7	2-at TCU	L 65-80
Dec. 15	BETHUNE-COOKMAN	W 74-56
Dec. 28	JACKSONVILLE STATE	W 62-53
Jan. 2	*at Vanderbilt	L 55-77
Jan. 5	*#20 ARKANSAS	L 70-86
Jan. 9	*FLORIDA	L 63-83
Jan. 12	*ALABAMA	L 48-75
Jan. 19	*at Georgia	L 50-61
Jan. 23	*OLE MISS	W 59-43
Jan. 27	*at #13 Kentucky	L 61-68
Jan. 30	*at #9 Mississippi State	L 73-78
Feb. 2	*VANDERBILT	W 70-62
Feb. 9	*at Alabama	L 64-68
Feb. 13	*at #1 South Carolina	L 53-79
Feb. 16	*LSU	W 65-60
Feb. 20	*#9 MISSISSIPPI STATE (OT)	L 85-92
Feb. 23	*at #16 Texas A&M	L 54-84
Feb. 27	*at Missouri	W 95-82
Mar. 1	*TENNESSEE	SEC N 2:05 pm
Mar. 4	SEC Tournament vs. TBD	Greenville

All times Central. Home Games in **BOLD CAPS**.
1 - Gulf Coast Showcase (Estero, Fla.)
2 - SEC/Big 12 Challenge
+ = SEC Network+ / ESPN3.com

AUBURN ATHLETICS COMMUNICATIONS

KIRK SAMPSON Associate AD
kirk@auburn.edu
WES TODD Assistant Director/WBB Contact
wlt0006@auburn.edu
C: 334-750-5682
Web AuburnTigers.com
Twitter @AuburnWBB
Facebook /AuburnWBB
Instagram @AuburnWBB
Office Phone (334) 844-9800



GAME 27

Tennessee (19-9, 9-7)

Sunday, March 1, 2020 • 2:05 p.m. CT
Senior Day



Site Auburn, Ala.
Venue Auburn Arena (9,121)
TV SEC Network (Roy Philpott, Brooke Weisbrod)
Radio WTGZ 93.9 FM (Brit Bowen, Larry DiChiara)
Audio Webcast AuburnTigers.com/watch
Live Stats AuburnStats.com
Twitter @AuburnWBB
Series Record Tennessee leads 45-11
at Auburn Tennessee leads 14-5
Last Meeting Tennessee 73, Auburn 62 (Feb. 14, 2019, at Knoxville)

GAMEDAY BREAKDOWN


AUBURN TIGERS

Rankings AP: NR | Coaches: NR
2019-20 Record 10-16
SEC 4-11
Home 7-5
Away 2-9
Neutral 1-2
Streak W1
Head Coach Terri Williams-Flournoy
Record at AU (Yrs.) 134-117 (8th)
Overall Record (Yrs.) 277-221 (16th)
Record vs. Tennessee 2-9

TENNESSEE LADY VOLS

Rankings AP: NR | Coaches: NR
2019-20 Record 19-9
SEC 9-6
Home 13-3
Away 6-6
Neutral 0-0
Streak W2
Head Coach Kellie Harper
Record at UT (Yrs.) 19-9 (1st)
Overall Record (Yrs.) 304-217 (16th)
Record vs. Auburn 1-2

AUBURN PROJECTED STARTERS (based on last game)



DAISA ALEXANDER
G • SR • 5-8
Decatur, Ga.

PPG: 13.6
RPG: 3.3
APG: 3.3




ROBYN BENTON
G • SO • 5-9
Atlanta, Ga.

PPG: 10.5
RPG: 2.9
APG: 1.4



LAUREN HANSEN
G • SO • 5-7
Atlanta, Ga.

PPG: 7.9
RPG: 1.4
APG: 1.6



UNIQUE THOMPSON
F • JR • 6-3
Theodore, Ala.

PPG: 16.6
RPG: 11.6
APG: 1.7



ERIN HOWARD
F/G • SO • 6-2
Madison, Wis.

PPG: 7.0
RPG: 4.3
APG: 1.0

OFF THE BENCH

No.	Pos.	Name	Ht.	Year	PPG	RPG	Hometown
2	G	Sania Wells	5-7	Fr.	1.7	0.8	Moss Point, Miss.
3	G	Annie Hughes	5-9	Fr.	3.2	1.3	Dutton, Ala.
5	G	Brooke Moore	5-7	So.	9.8	1.6	Atlanta, Ga.
10	F	Kiyae' White	6-2	R-So.	3.5	4.7	Macungie, Pa.
*14	F	Jala Jordan	6-2	So.	--	--	Philadelphia, Pa. (WVU)
*23	G	Honesty Scott-Grayson	5-9	So.	--	--	Brick, N.J. (Baylor)
30	G	Morgan Robinson-Nwagwu	5-8	Fr.	1.4	1.4	Norcross, Ga.
35	F	Natalie Kelly	6-3	So.	0.3	0.5	Albany, La.

*ineligible for 2019-20 season per NCAA transfer rules

Head Coach: Terri Williams-Flournoy

Assistants: Ty Evans, La'Keshia Frett Meredith, Clarisse Garcia

#WarEagle
#TeamOfExcellence



AuburnTigers.com



@AuburnWBB | @AuburnTigers
@AUCoachFlo



/AuburnWBB
/AuburnTigers

TEAM SCHEDULE AND MEDIA AVAILABILITY >> FEBRUARY 24-MARCH 1 (times Central unless noted otherwise)

MONDAY February 24	TUESDAY February 25	WEDNESDAY February 26	THURSDAY February 27	FRIDAY February 28	SATURDAY February 29	SUNDAY March 1
OFF DAY	PRACTICE 2:30-5:30 p.m. Auburn Arena	PRACTICE 2:30-4 p.m. Auburn Arena	GAME 7:00 Auburn at Missouri	PRACTICE 4-6:30 p.m. Auburn Arena	PRACTICE 10 a.m.-1 p.m. Auburn Arena	GAME 2:00 Auburn vs. Tennessee
	COACH FLO SHOW 6-7 p.m. Moe's BBQ - Bent Creek Rd	TRAVEL to Columbia, Mo.	Interviews Postgame Return to Auburn			Interviews Postgame

AUBURN ATHLETICS COMMUNICATIONS

QUICK FACTS

AUBURNTIGERS.COM

For updated game notes, statistics and all the latest information on Auburn basketball and gameday activities, go to AuburnTigers.com.

INTERVIEW POLICIES

- Coach Williams-Flournoy, assistant coaches and selected athletes are available for phone and personal interviews by contacting Wes Todd in the athletic communications office.
- Following home games, interviews with Coach Flo and selected players will be conducted in the media room following a 10-minute cooling-off period. Visiting coaches and players, if requested, will be available first.
- Interviews following road contests will be conducted in accordance with the home team's media policies.
- Practices are generally closed to the public, but media may cover practice with advance notice.**

CREDENTIALS

Anyone wishing to cover Auburn women's basketball should contact Wes Todd in the communications office at least one day in advance in order to make the proper arrangements. Game credentials will be held at media will call, located inside the scholarship entrance at Auburn Arena. Parking passes are not needed.

GAME DAY SERVICES

Notes for both teams and flip cards will be provided prior to the game. Stats will be distributed at halftime and after the game. Wireless internet is available in the Arena.

VIDEO SERVICES

FTP feeds of selected Auburn basketball highlights are available for the media. A number of studio and satellite services may be arranged for electronic media by calling War Eagle Productions at 334-750-4345.

COMMUNICATIONS STAFF

- | | |
|---------------------------|----------------------------|
| Wes Todd | Women's Basketball contact |
| cell: 334-750-5682 | |
| email: wlt0006@auburn.edu | |
| Grant Keith | Student assistant/WBB |
| email: gak0005@auburn.edu | |
| Kirk Sampson | Associate AD |
| cell: 334-750-1385 | |
| email: sampska@auburn.edu | |

GENERAL INFORMATION

Location..... Auburn, Ala.
 Founded1856
 Enrollment.....30,440
 Nickname Tigers
 Colors..... Burnt Orange and Navy Blue
 Facility (Capacity) Auburn Arena (9,121)
 Interim President..... Dr. Jay Gogue
 Director of Athletics Allen Greene
 Sr. Assoc. AD/SWA..... Monique Holland

WOMEN'S BASKETBALL HISTORY

First Year of Women's Basketball1971
 All-Time Record (Years).....946-494 (49th)
 All-Time SEC Record (since 1981)240-246
 All-Time Home Record 440-123
 at Auburn Arena (since 2010)..... 93-52
 NCAA Tournament Appearances.....21
 Last NCAA App./Result.....2019 - First Round
 SEC Regular-Season Championships 5
 1981, 1987, 1988, 1989, 2009
 SEC Tournament Championships..... 4
 1981, 1987, 1990, 1997

COACHING & SUPPORT STAFF

Head Coach..... Terri Williams-Flournoy
 Alma Mater, Year Penn State, 1991
 Overall Record 277-221 (.556) / 16th year
 Auburn Record 134-117 (.534) / 8th year
 Associate Head Coach (Year at Auburn) Ty Evans (8th)
 Alma Mater, Year Wisconsin-Whitewater (1995)
 Assistant Coach (Year) La'Keshia Frett Meredith (1st)
 Alma Mater, Year Georgia (1997)
 Assistant Coach (Year at Auburn) Clarisse Garcia (4th)
 Alma Mater, Year Villanova (2007)
 Strength & Conditioning Coach Lee Taylor
 Director of Basketball Operations Bianca Webb
 Director of Basketball Services Justin Peak
 Special Asst. to the Head Coach Reneisha Hobbs
 Athletic Trainer.....Cathy Gordon
 Grad. Student Mgrs Anthony Evans, AK Prestridge

GAMEDAY EXPERIENCE: AUBURN ARENA

>> Auburn Arena is in its 10th season as home of Auburn Basketball. The Tigers are 93-52 since moving to the Arena in 2010-11. The facility seats 9,121 for basketball and also hosts Auburn volleyball and gymnastics.



TEAM INFORMATION

2018-19 Record 22-10
 2018-19 SEC Record 9-7
 SEC Finish..... T-6th
 Starters Returning/Lost 3/2
 Letterwinners Returning/Lost 7/4
 Newcomers..... 6

AUBURN TIGERS

Overall: 10-16 SEC: 4-11

Head Coach: Terri Williams-Flournoy (8th Season)

PRONUNCIATION GUIDE

Daisa Alexander - DAY-zha
 Jala Jordan - JAY-lah
 Morgan Robinson-Nwagwu - wah-GOO

Sania Wells - sa-NYE-uh
 Kiyae' White - kye-YAY
 Terri Williams-Flournoy - Fluh-NOY

Number	Name	Pos	Ht	Yr	Loc	HS	Pts	Reb	Ast	Stl	Blk	PPG	RPG	APG	FG	3FG	FT	Notes					
0	DAISA ALEXANDER	G	5-8	Sr.	Decatur, Ga.	Southwest DeKalb HS	Season High: 24	10	10	5	1	Career High: 25	10	10	7	2	19-20: 13.6	3.3	3.3	.401	.295	.812	LAST GAME (at MIZ): 21 pts, 6 ast, 1 reb, 3 stl, 7-9 FG • Preseason All-SEC Second Team (coaches) • Hit 12-of-12 FT vs. MSU, new Auburn record • Career-high 10 assists vs. LSU (2/16) • Career-high 25 pts at Indiana (12/3/17)
1	ROBYN BENTON	G	5-9	So.	Atlanta, Ga.	Greater Atlanta Christian	Season High: 23	7	3	6	2	Career High: 23	7	3	6	2	19-20: 10.5	2.9	2.8	.353	.333	.897	LAST GAME (at MIZ): 23 pts, 2 reb, 4 stl, 1 ast, 1 blk • Career-high 23 points in win at Missouri (2/27) • 6 steals at MSU, vs. Vandy (career-high) • Would be 2nd in SEC in steals if met playing minimums • Missed first nine games of season with injury
2	SANIA WELLS	G	5-7	Fr.	Moss Point, Miss.	East Central HS	Season High: 8	3	3	2	-	Career High: 8	3	3	2	-	19-20: 1.7	0.8	0.4	.333	.250	.667	LAST GAME (at MIZ): 2 pts, 1 stl • Career-high 8 points in 21 mins at Miss. State (1/30) • Scored 4 points in Auburn debut at UAB • Ranked as #27 PG nationally by ESPN • Avg. 27 pts, 5 rebs, 4 stls as HS senior
3	ANNIE HUGHES	G	5-9	Fr.	Dutton, Ala.	Pisgah HS	Season High: 12	7	4	3	-	Career High: 12	7	4	3	-	19-20: 3.2	1.3	0.6	.418	.344	.545	LAST GAME (at MIZ): 8 pts, 1 reb, 2 stl • Scored SEC-best 8 points at Missouri (2/27) • Career-high 12 points in 2nd AU game vs. ODU (11/14) • 2019 Alabama Miss Basketball; 1st at AU since W. Boddie • Avg. 21.4 pts, 7.0 rebs, 4.2 asts, 3.5 stls as HS senior
5	BROOKE MOORE	G	5-7	So.	Atlanta, Ga.	Henry County HS	Season High: 20	4	3	4	1	Career High: 23	4	3	4	1	19-20: 9.8	1.6	1.1	.326	.261	.775	LAST GAME (at MIZ): Played 2 minutes • Missed 7 games with injury; played briefly at Missouri • Season-high 20 points, 4-6 3FG at South Alabama (12/4) • Began career 21-of-21 FTs • Career-high 23 pts, 5 3FG vs. Alabama St. (12/29/18)
10	KIYAE' WHITE	F	6-2	R-So.	Macungie, Pa.	Emmaus HS	Season High: 12	11	4	3	1	Career High: 12	11	4	3	1	19-20: 3.5	4.7	0.7	.532	.000	.500	LAST GAME (at MIZ): 5 rebounds • Career-high 12 pts, 6-8 FT vs. St. Joseph's • Career-high 11 rebs, 4 asts in 1st career start vs. Wofford • Played in 29 games as redshirt freshman in '19 • Named to 2020 SEC Community Service Team
13	LAUREN HANSEN	G	5-8	Fr.	Long Island, N.Y.	Ward Melville HS	Season High: 24	6	4	4	-	Career High: 24	6	4	4	-	19-20: 7.9	1.4	1.6	.358	.333	.864	LAST GAME (at MIZ): 7 pts, 3 reb, 2 ast • Career-hi 24 pts, 7-14 3FG vs. Drake • Scored SEC-best 18 pts vs. VU; hit 5-5 FT • 7 3FG vs. Drake most for AU player since 1/1/17 • Made Auburn debut vs. ODU; missed 1st game w/ injury
14	JALA JORDAN	F	6-2	So.	Philadelphia, Pa.	West Virginia																• Will redshirt this season after transfer from WVU • Appeared in 25 games as freshman at WVU • Ranked #14 wing in class of '18 by ESPN	
20	UNIQUE THOMPSON	F	6-3	Jr.	Theodore, Ala.	Faith Academy	Season High: 31	19	6	4	2	Career High: 31	19	6	4	6	19-20: 16.6	11.6	1.7	.577	-	.713	LAST GAME (at MIZ): 12 pts, 14 reb, 1 ast, 1 stl • Preseason All-SEC Second Team (coaches/media) • AU all-time leader in career double-doubles with 41 • Tied for NCAA lead with 21 double-doubles this season • 2nd in SEC in rebounds, 5th in scoring
23	HONESTY SCOTT-GRAYSON	G	5-9	So.	Brick, N.J.	Baylor																• Will redshirt this season after transfer from Baylor • Appeared in 28 games as frosh at Baylor; avg. 2.5 ppg • 2018 McDonald's All-American • Bronze medal w/ USA Basketball U16 Team in '16 • Ranked as #20 overall prospect, #3 guard by ESPN	
24	ERIN HOWARD	F/G	6-1	So.	Madison, Wis.	Madison East HS	Season High: 22	7	3	4	3	Career High: 22	8	5	4	3	19-20: 7.0	4.3	1.4	.369	.321	.625	LAST GAME (at MIZ): 22 pts, 2 reb, 2 ast, 2 blk, 4-8 3FG • Career-high 22 points at Missouri (2/27) • Had 15 pts at Alabama; 14 pts, 7 reb at South Alabama • Tip-in at buzzer vs. Dayton to force OT (11/30) • Appeared in 31 games as freshman, started 17
30	MORGAN ROBINSON-NWAGWU	G	5-8	Fr.	Norcross, Ga.	Norcross HS	Season High: 6	4	4	3	1	Career High: 6	4	4	3	1	19-20: 1.4	1.4	1.6	.203	.200	.471	LAST GAME (at MIZ): 3 reb, 2 ast, 2 stl • Career-high 6 points, 2 steals vs. Florida (1/9) • Scored first AU points at UAB (11/21) • Ranked as No. 28 guard by ESPN • 1st-team all-state; regional player of the year
35	NATALIE KELLY	F	6-3	So.	Albany, La.	Albany HS	Season High: 3	2	-	1	-	Career High: 3	3	-	1	1	19-20: 0.3	0.5	0.1	1.000	-	.500	LAST GAME (at MIZ): DNP • Scored career-high 3 pts vs. St. Joseph's • Appeared in 12 games as a freshman • Scored first collegiate FG vs. UL-Lafayette (11/25/18) • Career-high 3 rebs vs. Samford, Alabama St.

Inside the Matchup

Auburn vs. Tennessee 11-45 (196)

In Auburn: 5-14

--At Auburn Arena: 1-5

In Knoxville: 2-22

Neutral Sites: 4-9

Trend: Tennessee has won 12 of last 13 meetings

Feb. 9, 1980	L	61-72	Knoxville, Tenn.*
Mar. 6, 1983	L	75-83	Knoxville, Tenn.*
Mar. 4, 1985	L	60-63	Oxford, Miss.*
Feb. 8, 1986	W	66-60	Knoxville, Tenn.
Jan. 14, 1987	W	75-69	Auburn
Mar. 6, 1987	W	102-96	Albany, Ga.*
Mar. 21, 1987	L	61-77	Knoxville, Tenn.@
Jan. 9, 1988	W	71-68	Knoxville, Tenn.
Mar. 7, 1988	L	70-73	Albany, Ga.*
Jan. 7, 1989	W	67-59	Auburn
Mar. 6, 1989	L	51-66	Albany, Ga.*
April 2, 1989	L	60-76	Tacoma, Wash.@
Feb. 3, 1990	L	65-76	Knoxville, Tenn.
Mar. 5, 1990	W	78-77	Albany, Ga.*
Jan. 19, 1991	W	70-65	Auburn
Mar. 3, 1991	L	62-70	Albany, Ga.*
Mar. 23, 1991	L	65-69	Knoxville, Tenn.@
Jan. 30, 1992	L	54-69	Knoxville, Tenn.
Jan. 12, 1993	L	59-70	Auburn
Jan. 15, 1994	L	46-58	Knoxville, Tenn.
Jan. 14, 1995	L	43-68	Auburn
Feb. 18, 1996	L	67-72 (OT)	Knoxville, Tenn.
Feb. 15, 1997	L	63-76	Auburn
Mar. 2, 1997	W	61-59	Chattanooga, Tenn.*
Feb. 14, 1998	L	63-79	Knoxville, Tenn.
Feb. 14, 1999	L	63-71	Auburn
Feb. 27, 2000	L	76-61	Knoxville, Tenn.
Feb. 25, 2001	L	49-63	Auburn
Jan. 10, 2002	L	50-71	Knoxville, Tenn.
Jan. 27, 2002	L	53-66	Auburn
Jan. 12, 2003	L	72-81	Knoxville, Tenn.
Feb. 16, 2003	L	56-59	Auburn
Mar. 7, 2003	L	51-66	N. Little Rock, Ark.*
Feb. 4, 2004	L	61-68 (OT)	Knoxville, Tenn.
Jan. 20, 2005	L	71-81	Auburn
Mar. 4, 2005	L	54-64	Greenville, S.C.*
Feb. 23, 2006	L	56-81	Knoxville, Tenn.
Mar. 3, 2006	L	45-77	Little Rock, Ark.*
Feb. 8, 2007	L	62-72	Auburn
Jan. 10, 2008	L	52-85	Knoxville, Tenn.
Jan. 25, 2009	W	82-68	Auburn
Mar. 7, 2009	W	78-58	N. Little Rock, Ark.*
Jan. 28, 2010	L	56-85	Knoxville, Tenn.
Jan. 23, 2011	L	53-73	Auburn
Jan. 1, 2012	L	52-73	Auburn
Feb. 5, 2012	L	61-82	Knoxville, Tenn.
Jan. 17, 2013	L	66-75	Auburn
Feb. 21, 2013	L	61-83	Knoxville, Tenn.
Feb. 20, 2014	L	63-93	Knoxville, Tenn.
Jan. 15, 2015	L	42-54	Auburn
Jan. 10, 2016	L	52-79	Knoxville, Tenn.
Jan. 19, 2017	W	79-61	Auburn
Jan. 4, 2018	L	59-70	Knoxville, Tenn.
March 1, 2018	L	61-64	Nashville, Tenn.*
Jan. 3, 2019	L	69-78	Auburn
Feb. 14, 2019	L	62-73	Knoxville, Tenn.

*SEC Tournament
@ NCAA Tournament

Auburn Women's Basketball Quick Hitters

- This is the 57th meeting between Auburn and Tennessee in women's basketball
- Tennessee leads the series 45-11, including a 14-5 edge in games played at Auburn
- Tennessee won two meetings last year, 78-69 in Auburn and 73-62 in Knoxville
- Auburn scored a season-high 95 points and won at Missouri for the first time Thursday (2/27)
- Auburn's 95 points at Missouri were its most in an SEC game since a 96-93 2OT win at Vanderbilt on Jan. 20, 1990
- The Tigers scored 34 points in the third quarter at Missouri, setting a school record for points in a quarter
- Three players scored 20+ points at Missouri - Robyn Benton (23), Erin Howard (22), Daisa Alexander (21); Benton and Howard both notched career-highs
- Unique Thompson broke the Auburn career double-doubles record on Feb. 27 at Missouri with 14 points and 12 rebounds; it was her 41st career double-double, passing DeWanna Bonner's record of 40 (2005-09)
- Thompson has 21 double-doubles in 26 games this year, which is tied for the NCAA Division I lead (as of 2/27)
- Thompson's 859 career rebounds rank 2nd among active SEC players and 8th in Auburn history
- Auburn's strength of schedule ranks 7th nationally
- Auburn shot 50% on 3-pointers in two straight games (7-14 at South Carolina; 8-16 vs. LSU), then went 9-for-19 (47.4%) vs. Mississippi State
- In their last five games, the Tigers are averaging 8.2 3-pointers per game, shooting 42.2% (41-97)
- Daisa Alexander is the SEC's third-leading free-throw shooter at 81.2% (69-of-85); in SEC play, she leads the league at 85.7% (42-49)
- Alexander set an Auburn record for single-game free throw shooting vs. Mississippi State (2/20), going 12-for-12
- Alexander had a career-high 10 assists vs. LSU, the first double-digit assist SEC game for an Auburn player since Jannah McKay had 13 vs. Ole Miss in 2017
- Alexander missed the Florida and Alabama games with an ankle injury suffered vs. Arkansas; she returned with 17 points at Georgia, a career-high 10 rebounds vs. Ole Miss, and a season-high 7 assists vs. Kentucky
- Alexander's 216 career steals are tied for the most among active SEC players with South Carolina's Tyasha Harris
- Benton had a career-high 6 steals at Mississippi State then matched that against Vandy; both mark the top steals total by an Auburn player this year
- Auburn's 55 rebounds vs. Ole Miss (1/23) were its most in a game since pulling down 57 in at Marquette in an overtime loss in 2015; it was the most in a regulation game since grabbing 61 vs. Stephen F. Austin (12/17/07)
- The Tigers' 55 rebounds were also their most in an SEC game since at least 2000
- The Tigers have employed eight different starting lineups this year; eight of 11 active players have drawn starts
- Freshman Lauren Hansen hit 7 3-pointers vs. Drake, one shy of the Auburn single-game record and the most by an Auburn player since Brandy Montgomery made 7 3-pointers at Florida on Jan. 1, 2017

Moving On Up (Auburn Career Milestone Watch) . . .

- **Unique Thompson** has 41 career double-doubles and is Auburn's all-time leader
- **Unique Thompson** needs 16 double-doubles to enter the SEC's all-time top 10
- **Unique Thompson** is 8th in career rebounds with 859, needs 68 to tie for 7th (Le'Co'e Willingham, 927)
- **Unique Thompson** is 1st in career rebounding average at 10.1; Marianne Merritt (1975-79) is 2nd at 10.0
- **Unique Thompson** scored her 1,000th career point at Kentucky (1/27); needs 29 points to enter the Auburn top 30
- **Daisa Alexander** is 10th in career steals with 216; needs 7 to tie for 8th (Jannah McKay & Hasina Muhammad, 223)
- **Daisa Alexander** is 9th in career 3-point FG made with 128; needs 19 to tie for 8th (Katie Frenking, 147)
- **Daisa Alexander** is 8th in career 3-point attempts with 386; needs 114 to tie for 7th (Samantha Williams, 500)
- **Daisa Alexander** is 30th in career scoring with 1,169 points, needs 7 to tie for 29th (Ruthie Bolton, 1,176)

INDIVIDUAL CATEGORY LEADERS

Auburn	Tennessee
Unique Thompson - 16.6	Rennia Davis - 18.1
Unique Thompson - 11.6	Rennia Davis - 8.3
Daisa Alexander - 3.3	Jordan Horston - 4.9
Robyn Benton - 2.8	Jordan Horston - 1.3
Erin Howard - 0.8	Tamari Key - 2.8
Unique Thompson - 32.8	Rennia Davis - 31.5
Unique Thompson - .577	Tamari Key - .561
Lauren Hansen - .333	Jessie Rennie - .480
Robyn Benton - .897	Rennia Davis - .813

OPENING TIP

- » Auburn closes out the 2019-20 regular season at home Sunday afternoon as the Tennessee Lady Vols visit Auburn Arena. Game time is 2:05 p.m. CT with whiparound coverage on the SEC Network.
- » Auburn is 10-16 overall, 4-11 in SEC play, and picked up a 95-82 win at Missouri Thursday night.
- » Tennessee is 19-9 overall, 9-6 in SEC play, and defeated Ole Miss 77-66 at home Thursday night.

SENIOR DAY

- » Auburn's lone senior, Daisa Alexander, will be honored in a pregame ceremony at approximately 1:45 p.m. Two senior managers, AK Prestridge and Sean Holmes, will also be recognized.
- » Auburn is 6-1 in Senior Day games under Terri Williams-Flournoy and defeated #25 Missouri 58-54 in last year's contest.

LAST TIME OUT

- » Unique Thompson set the Auburn career record with her 41st double-double, three players finished with 20-plus points, and Auburn got its first road SEC win of the season with a 95-82 victory over Missouri Thursday night.
- » Auburn used a blistering third quarter, hitting their first 10 shots of the period, to pull ahead to as much as an 18-point lead, and Missouri would get no closer than seven points the rest of the way. The Tigers' 34 points in the third quarter was a school record for a single period, and Auburn's 95 points on the night were its most in an SEC game since 1990.
- » Thompson finished with 12 points and 14 rebounds to get her 21st double-double of the season and the 41st of her career, passing DeWanna Bonner for the all-time Auburn lead. She is currently second in single-season double-doubles with 21; Laurretta Freeman owns the single-season mark with 23.
- » It was a banner night for Auburn's offense as three players finished with 20-plus points. Robyn Benton scored a career-high 23 points with 17 of those coming in the second half; she also had four steals and a block. Erin Howard also had a career-high 22, hitting four 3-pointers. And Daisa Alexander was 7-of-9 from the floor for 21 points to go along with six assists.

UP NEXT

- » Auburn will play in the first round of the SEC Tournament Wednesday, March 4, in Greenville, S.C., against either Vanderbilt or Ole Miss. Game time is TBD.

ROAD TO GREENVILLE

- » If Auburn defeats Tennessee and Missouri loses at Alabama, Auburn will be the No. 11 seed and face Ole Miss at 12:30 p.m. CT Wednesday.
- » If Auburn loses to Tennessee or Missouri defeats Alabama, Auburn will be the No. 12 seed and face Vanderbilt at 10 a.m. CT Wednesday.

AN AUBURN WIN WOULD...

- » Bring Auburn to .500 in home SEC games this season.
- » Give Auburn back-to-back SEC wins for the first time this year.
- » Snap a four-game losing streak to Tennessee.

AUBURN-TENNESSEE SERIES

- » This is the 57th meeting between Auburn and

Tennessee, the only regular-season meeting in 2020. Tennessee is 45-11 all-time against Auburn and has won 12 of the last 13 meetings. The Lady Vols swept two meetings last year.

LAST MEETING: Feb. 14, 2019 (at Knoxville) Tennessee 73, Auburn 62

- » Daisa Alexander matched a season-high with 22 points, but Auburn could not hold onto a halftime lead as Tennessee earned a 73-62 win Thursday night in Knoxville.
- » The Tigers hit an equal number of shots to Tennessee and out-shot the Lady Vols from long range, but Tennessee out-rebounded Auburn 25-11 in the second half, scored 16 second-chance points and took advantage of multiple free-throw opportunities to secure the win.
- » Alexander's 22 marked her third time in SEC play to score that total, matching her output from the wins at Florida and Alabama. She also hit a season-high four 3-pointers and led the Tigers with three assists. Unique Thompson picked up her 11th double-double of the season and second in a row with 12 points and 13 rebounds, and Jannah McKay added 12 points.
- » For the game, Auburn hit 27-of-65 attempts (42%) and Tennessee made 27-of-63 (43%). But Tennessee was 14-of-16 at the free-throw line; meanwhile, Auburn did not get to the line until late in the third quarter and made just 2-of-5. The Tigers also forced a season-low 12 turnovers while Tennessee had 10 steals to Auburn's eight.

SCOUTING TENNESSEE

- » Tennessee is 19-9 overall, 9-7 in SEC play. The Lady Vols have won their last two games after dropping five straight to begin February.
- » The Lady Vols average 71.1 points per game while holding opponents to 59.9. UT is one of the top defensive teams in the league as opponents shoot just 33.4% against them, and they are the league's top rebounding team at 46.4%.
- » Renna Davis leads UT and is the SEC's third-leading scorer with 18.1 points per game. She is also the team's top rebounder with 8.3/game and has 10 double-doubles this year.

SCOUTING AUBURN

- » The Tigers are among the most inexperienced teams in the country with just two upperclassmen on their 13-player roster. With four freshmen and seven sophomores, Auburn is one of just eight teams nationwide with three or fewer upperclassmen on its roster.
- » Auburn averages 67.6 points per game but gives up 72.8; the Tigers lead the SEC with 10.7 steals per game, including 11.2/game in conference play.
- » Junior forward Unique Thompson has 21 double-doubles through 26 games, averaging 16.6 points and 11.6 rebounds; she is the second-leading rebounder and fifth-leading scorer in the Southeastern Conference. She has 41 career double-doubles, first among active SEC players, and the most in Auburn history. Thompson scored her 1,000th career point at Kentucky (1/27).
- » Senior guard Daisa Alexander is the Tigers' second-leading scorer, averaging 13.6 points/game. She scored her 1,000th career point against Jacksonville State on Dec. 28, becoming the 34th Tiger to reach that milestone. Alexander also ranks fifth in the SEC in steals (2.2/game). Alexander

SEC STANDINGS & SCHEDULE

	<i>(thru games of Feb. 27)</i>					
	SEC Games			All Games		
	W	L	Pct.	W	L	Pct.
South Carolina [^]	15	0	1.000	28	1	.966
Mississippi St.	12	3	.800	24	5	.828
Kentucky	10	5	.667	21	6	.778
Texas A&M	10	5	.667	22	6	.786
Arkansas	9	6	.600	21	7	.750
LSU	9	6	.600	19	8	.704
Tennessee	9	6	.600	19	9	.679
Alabama	7	8	.467	17	11	.607
Georgia	6	9	.400	15	13	.536
Florida	6	9	.400	15	13	.536
Missouri	5	10	.333	8	20	.286
AUBURN	4	11	.267	10	16	.385
Vanderbilt	3	12	.200	13	15	.464
Ole Miss	0	15	.000	7	21	.250

[^]Clinched SEC Championship



Thursday, Feb. 27

- *Auburn 95, Missouri 82
- *Alabama 76, Texas A&M 63
- *Tennessee 77, Ole Miss 66
- *South Carolina 100, Florida 67
- *Kentucky 88, Georgia 77
- *Mississippi State 92, Arkansas 83
- *LSU 61, Vanderbilt 55

Sunday, March 1 (SEC Network Whiparound)

- *Texas A&M at South Carolina, Noon (ESPN2)
- *Florida at Georgia, 12:10 p.m.
- *Missouri at Alabama, 12:40 p.m.
- *Kentucky at Vanderbilt, 1:05 p.m.
- *LSU at Arkansas, 1:10 p.m.
- *Mississippi State at Ole Miss, 1:40 p.m.
- *Tennessee at Auburn, 2:05 p.m.

END OF REGULAR SEASON**Inside the Numbers**

CATEGORY		
	AUBURN	TENNESSEE
Points Per Game	67.6	71.1
Scoring Margin	-5.2	+11.3
Field Goal %	40.7%	44.3%
Opp. Field Goal %	46.5%	33.4%
3 pt Field Goal %	30.9%	32.0%
Opp. 3FG %	36.0%	28.2%
Rebounds	35.0	46.4
Opp. Rebounds	34.1	35.5
Rebound Margin	+0.9	+10.9
Turnovers	17.7	17.2
Opp. Turnovers	17.4	12.8
Steals	10.7	5.6
Opp. Steals	9.0	9.2
Blocks	2.2	6.9
Opp. Blocks	2.6	2.9

Associated Press Top 25

(Week 16: Feb. 24)

Rk	Team	Record	Prev
1	South Carolina (27)	27-1	1
2	Baylor (2)	25-1	2
3	Oregon (1)	25-2	3
4	Stanford	24-3	4
5	Louisville	25-3	5
6	Connecticut	23-3	6
7	Maryland	23-4	7
8	NC State	23-3	10
9	UCLA	23-4	8
10	Mississippi State	23-5	9
11	Gonzaga	27-2	13
12	Texas A&M	22-5	16
13	Arizona	22-5	16
14	Northwestern	24-3	18
15	Kentucky	20-6	14
16	DePaul	25-4	12
17	Oregon State	20-8	15
18	Iowa	22-5	19
19	Florida State	21-6	17
20	South Dakota	26-2	20
21	Missouri State	23-3	23
22	Indiana	21-7	24
23	Princeton	21-1	25
24	Arizona State	19-9	21
25	TCU	20-5	NR

Also receiving votes: Arkansas, Florida Gulf Coast, Central Michigan, Duke.

USA TODAY Coaches' Top 25

(Week 16: Feb. 15)

Rk	Team	Record	Prev
1	South Carolina (20)	27-1	1
2	Baylor (8)	26-1	2
3	Oregon (3)	26-2	3
4	Connecticut	23-3	5
5	Louisville	25-3	6
6	Stanford	24-4	4
7	Maryland	23-4	8
8	UCLA	23-4	7
9	Mississippi State	23-5	9
10	Gonzaga	27-2	13
11	NC State	23-4	10
12	South Dakota	26-2	15
13	Arizona	22-5	11
14	Texas A&M	22-5	14
15	DePaul	25-4	12
16	Kentucky	20-6	16
17	Missouri State	23-3	18
18	Oregon State	20-8	14
19	Northwestern	24-3	20
20	Iowa	22-5	21
21	Princeton	21-1	23
22	Florida State	21-6	18
23	Florida Gulf Coast	27-2	22
24	Indiana	21-7	NR
25	TCU	20-5	NR

Also receiving votes: Arizona State, Arkansas, Central Michigan, Old Dominion, Ohio State, Stony Brook, Troy, Duke, Coastal Carolina, Drexel.

missed two games with an ankle injury, but returned to the lineup with 17 points at Georgia (1/19) and a career-high 10 rebounds vs. Ole Miss (1/23). She is the top free-throw shooter in SEC play at 85.7%.

» Sophomore Robyn Benton made her season debut vs. Bethune-Cookman on Dec. 15, scoring 10 points along with two blocks. She missed the season's first nine games with injury. Benton made her first career start at Georgia (1/19), scoring 12 points to go along with 5 rebounds and 3 steals. She added 17 points and 6 rebounds in the Tigers' win over Ole Miss (1/23), and she had 6 steals in each of two games vs. MSU and Vandy. She then led Auburn with a career-high 23 points in a win at Missouri (2/27). Benton is averaging 2.8 steals, which would rank second in the SEC if she met playing minimums. In SEC play, she leads the league with 3.1 steals/game.

» Freshman Lauren Hansen earned her first career start at UAB on Nov. 21 in her second collegiate game. Hansen followed that up with an 18-point, 4-steal performance in a win over St. Joseph's, then a 24-point, 4-assist day against Drake where she made seven 3-pointers. She had her best game in SEC play with 18 points against Vanderbilt (2/2).

» Sophomore Erin Howard scored a career-high 22 points at Missouri (2/27); she has started 14 games in SEC play and is averaging 7.9 points and 4.2 rebounds in conference games.

SEEING DOUBLE

» Junior Unique Thompson has 41 career double-doubles, the all-time Auburn career record. She surpassed Auburn great DeWanna Bonner's record with her 41st double-double at Missouri on Feb. 27, 2020.

» Thompson is tied for the national lead with 21 double-doubles this year and had the longest streak of the season nationally with 12 in her first 12 games.

» From the final game of last season through the Arkansas game on Jan. 6, Thompson had double-doubles in 13 consecutive games, which is the second-longest streak in Auburn history (Lauretta Freeman, 18, 1992-93).

» Thompson is first among active SEC players in career double-doubles (as of Feb. 27):

Player (School)	19-20	Career
Unique Thompson (Auburn)	21	41
Ayana Mitchell (LSU)	9	36
Rennia Davis (Tennessee)	10	28
N'dea Jones (Texas A&M)	14	24
Ciera Johnson (Texas A&M)	6	18

MORE ABOUT UNIQUE

» Through games of Feb. 27, Unique Thompson is 4th in the NCAA in offensive rebounds per game (4.8) and is 7th overall in rebounding (11.6). She leads the SEC in offensive rebounds and is second in overall rebounds. Thompson is also 19th nationally and 4th in the SEC in field goal percentage (57.7%).

» Thompson's 31-point, 16-rebound game at TCU (12/7) was her first 30-point effort and the first for Auburn since Katie Frerking scored 32 at Texas A&M in 2017. It was the first 30/15 game by an Auburn player since DeWanna Bonner vs. George Washington in 2008.

WE'RE JUST FINE AT THE LINE

» Daisa Alexander set an Auburn record for single-game free-throw shooting in the Feb. 20 game vs. Mississippi State when she made 12-of-12 free throw attempts for the game. It surpassed five previous 11-for-11 efforts by Auburn players in the past.

» Heading into the Tennessee game, Alexander has made 24 of her last 27 free throws. For the season, she is shooting 81.2% (69-85) at the line, fourth-best in the SEC. She leads the league in conference play at 85.7% (42-49).

» As a team, Auburn shoots 71.2% from the line, 3but has bettered that in league play to 74.5%, third-best in the SEC. The best night of the season came against Mississippi State (2/20) when Auburn hit 28-of-31 attempts (90.3%).

A THOUSAND POINTS (AND COUNTING)

» Two Auburn players have topped the career 1,000-point mark so far this season.

» Senior Daisa Alexander scored her 1,000th point against Jacksonville State on Dec. 28, becoming the 34th player in Auburn history to reach that mark.

» Junior Unique Thompson joined Alexander in the 1,000-point club with a 27-point performance at Kentucky on Jan. 27. The last time Auburn had two players reach 1,000 points in the same season was the 2015-16 season when Tra'cee Tanner and Brandy Montgomery both reached the milestone.

AUBURN HONOR ROLL

» Auburn senior Daisa Alexander and junior Unique Thompson were selected to the Preseason All-SEC Second Team by the league's coaches.

» Thompson was also selected to the All-SEC Second Team by a panel of regional and national media.

» Thompson is on the Katrina McClain Award Watch List. The Katrina McClain Award is presented to the top power forward in the country by the WBCA and the Basketball Hall of Fame.

» Thompson was named SEC Player of the Week on Nov. 26 after her performances against UAB and St. Joseph's.

» Thompson earned a second SEC Player of the Week nod after a 20-point, 10-rebound effort against Jacksonville State on Dec. 28.

» Redshirt sophomore Kiyae' White was named to the SEC Community Service Team on Feb. 26.

YOUTH WILL BE SERVED

» With just two upperclassmen on a roster of 13 players (11 of whom are eligible this season), Auburn has one of the youngest and most inexperienced teams in all of college basketball. In fact, Auburn is one of just two teams nationwide with two or fewer upperclassmen on their roster.

School	Upperclassmen	% of Active Roster
Auburn	2	18.2% (2/11)
Coppin State	2	18.2% (2/11)
Grand Canyon	3	20.0% (3/15)
Colorado	3	23.1% (3/13)
Ohio State	3	23.1% (3/13)
Oklahoma	3	25.0% (3/12)
South Carolina	3	25.0% (3/12)
Southern California	3	25.0% (3/12)

ON THIS DATE

» Auburn is 7-6 all-time on March 1. The Tigers' last game on this date was a 64-61 loss to Tennessee in the 2018 SEC Tournament in

Nashville.

WORKING OVERTIME

» Auburn played its first overtime game of the season and the 42nd in program history on Nov. 30 when the Tigers defeated Dayton 76-74 in Estero, Fla., at the Gulf Coast Showcase. Erin Howard tipped in a shot at the buzzer to force the OT period after the Tigers had trailed by as many as 13 at halftime.

» The Tigers played another OT game on Feb. 20 when Auburn pushed No. 9 Mississippi State to the brink before falling 92-85 at Auburn Arena.

» Auburn is 22-21 all-time in overtime and has won three of their last four OT games. The Tigers are 6-5 in the Coach Flo era in overtime games.

OVERTIME GAMES UNDER COACH FLO

Date	Opponent	Location	Result
2/20/20	Mississippi State	Auburn	L 85-92
11/30/19	Dayton	Estero, Fla.	W 76-74
2/3/19	Georgia	Auburn	W 59-58
12/20/18	North Carolina	Myrtle Beach, S.C.	W 86-81
2/20/17	Alabama	Auburn	L 61-63
12/18/16	Virginia Tech	Auburn	L 87-92
1/24/16	Arkansas	Auburn	W 71-60
12/13/15	Marquette	Milwaukee, Wis.	L 69-70
11/28/15	Minnesota	Guaynabo, P.R.	W 81-79
3/2/14	Ole Miss	Oxford, Miss.	L 71-73
2/27/14	Alabama	Auburn	(2OT) W 70-65

STARTING ON DAY ONE

» Freshman Annie Hughes became the seventh Auburn freshman since 2005 to earn a start in her collegiate debut. She was the third under Terri Williams-Flournoy and the seventh since 2005 to be in the starting lineup on night one.

Year	Freshman Starter	Opponent	Stats
2019	Annie Hughes	Wofford	10 pts, 4 ast
2017	Unique Thompson	@Va. Tech	9 pts, 16 reb
2013	Katie Frerking	Ga. Southern	8 pts, 3 reb
2011	Hasina Muhammad	@Mercer	12 pts, 2 reb
2008	Morgan Jennings	@Ala. A&M	4 pts, 4 reb
2005	Sherell Hobbs	UT Pan-Am.	6 pts, 5 reb
2005	DeWanna Bonner	UT Pan-Am.	19 pts, 4 reb

NEW FACES

» Auburn welcomes six newcomers to the roster for 2019-20, four freshmen and two sophomore transfers.

» Joining the Tigers and eligible to play this season are Lauren Hansen (G, 5-8, Long Island, N.Y.); Annie Hughes (G, 5-9, Dutton, Ala.); Morgan Robinson-Nwagwu (G, 5-8, Norcross, Ga.) and Sania Wells (G, 5-7, Moss Point, Miss.)

» Two transfers will also be on the Tigers' roster but ineligible to play this season. Jala Jordan (F, 6-2, Philadelphia, Pa.), joined the Tigers this summer after transferring from West Virginia. And Honesty Scott-Grayson (G, 5-9, Brick, N.J.) enrolled in August after transferring from Baylor. Both players will have three years of eligibility beginning with the 2020-21 season.

TIGERS IN THE PROS

» DeWanna Bonner completed her 10th season in the WNBA in 2019, all with the Phoenix Mercury. Bonner was selected as an All-Star for the third time in her last four seasons, averaging 17.2 points, a career-best 7.6 rebounds, 2.7 assists and 1.3 steals per game while starting all 34 games for the Mercury. She is also playing overseas for Dynamo

Kursk in Russia. Bonner was recently traded to the Connecticut Sun, where she will play the 2020 WNBA season.

» Brandy Montgomery is playing in Europe for her third season, currently on the roster of Pas Giannena WBC in Greece. Last year, she played in Luxembourg for Etzella Ettelbruck, averaging a team-best 21.4 points per game. In 2017-18, she played for Visby in Sweden, averaging 16.3 points, 5.1 rebounds and 1.8 assists while helping her team to the league semifinals.

AQUILA DI GUERRA

» Auburn's women's basketball team spent nine days in Italy in August, playing three exhibition games and touring sites across the country in Rome, Florence, Milan, Pisa, Bellagio and others. The Tigers dropped their first game to the Netherlands National Team and fell short in two other games against a professional European all-star team.

LEMME GET THEM (SINGLE) DIGITS

» Since women's college basketball went to a four-quarter game beginning with the 2015-16 season, Auburn has held opponents to single-digit scoring in a quarter 81 times, spanning 57 games. The Tigers are 47-10 in games when they hold teams to less than 10 points in a quarter.

» In games where Auburn holds an opponent to 5 points or less in a single quarter, the Tigers are 11-0.

» In games where Auburn is held to less than 10 points in a quarter, the Tigers have an 19-30 record. It has happened 62 times across 49 games.

» The largest margin in a single quarter was 26 points (30-4) in the fourth quarter of a win over Florida on Dec. 31, 2017.

OPPONENT QUARTERS WITH 5 POINTS OR LESS

Date	Opponent	Points	Qtr.	Result
1/23/20	Ole Miss	2	2	W 59-43
12/28/16	Jacksonville	2	2	W 53-41
2/25/18	Ole Miss	4	2	W 60-55
12/31/17	Florida	4	4	W 84-55
12/3/17	at Indiana	4	1	W 65-53
11/29/17	ULM	4	2	W 67-41
2/17/19	Alabama	5	1	W 77-38
12/29/18	Alabama State	5	1	W 83-50
11/6/18	Grambling	5	2	W 97-48
11/17/16	at NC A&T	5	2	W 68-36
2/14/16	Florida	5	3	W 80-58

AUBURN QUARTERS WITH 30+ POINTS

Date	Opponent	Points	Qtr.	Result
2/27/20	at Missouri	34	3	W 95-82
12/2/18	Oklahoma	32	4	W 95-79
11/27/16	Indiana	32	4	W 71-67
12/21/16	vs. Drake	31	3	W 85-80
12/21/16	vs. Drake	31	4	W 85-80
12/6/18	at St. Joseph's	30	1	W 81-70
12/31/17	Florida	30	4	W 84-55
12/9/17	Southern	30	4	W 65-47
11/19/17	Louisiana Tech	30	2	W 75-59
1/8/17	Ole Miss	30	1	W 83-60

Auburn in the SEC & NCAA Stats

(Thru games of 2/27/20)

Category	Value	SEC	NCAA
Scoring Offense	67.6	8th	126th
Scoring Defense	72.8	14th	322nd
Scoring Margin	-5.2	13th	266th
Field Goal Pct.	.407	12th	127th
Field Goal Pct. Def.	.465	14th	347th
3-pt FG Pct.	.309	10th	180th
3-pt FG Pct. Def.	.360	14th	338th
Free Throw Pct.	.712	5th	127th
Rebounds	35.0	12th	274th
Rebound Margin	+0.9	10th	159th
Off. Rebounds	12.9	8th	--
Def. Rebounds	22.2	13th	--
Assists	12.0	13th	258th
Assist/Turnover	0.7	14th	270th
Blocks	2.2	13th	287th
Turnover Margin	-0.3	7th	194th
Turnovers Forced	17.4	4th	103rd
Steals	10.7	1st	18th

INDIVIDUALS (All Games)

Scoring

Unique Thompson	16.6	5th	95th
Daisa Alexander	13.6	13th	--

Rebounding

Unique Thompson	11.6	2nd	7th
-----------------	------	-----	-----

Field Goal Pct.

Unique Thompson	.577	4th	19th
-----------------	------	-----	------

Assists

Daisa Alexander	3.3	15th	--
-----------------	-----	------	----

Free Throw Pct.

Daisa Alexander	.812	4th	86th
Unique Thompson	.713	10th	--

Steals

Daisa Alexander	2.2	5th	72nd
Unique Thompson	1.7	8th	245th

3-Point FG Made

Lauren Hansen	1.6	10th	--
Erin Howard	1.4	15th	--

Offensive Rebounds

Unique Thompson	4.7	1st	4th
-----------------	-----	-----	-----

Defensive Rebounds

Unique Thompson	6.9	2nd	--
-----------------	-----	-----	----

Double-Doubles

Unique Thompson	21	1st	1st
-----------------	----	-----	-----

Auburn Career & Season Record Updates

Auburn Career Scoring

No.	Player	Years	Points
1.	DeWanna Bonner	2005-09	2,162
2.	Becky Jackson	1980-84	2,068
3.	Vickie Orr	1985-89	2,035
4.	Marianne Merritt	1975-79	1,979
5.	Carolyn Jones	1988-91	1,831
6.	Natasha Brackett	2001-05	1,716
7.	Janiah McKay	2015-19	1,647
8.	Brandy Montgomery	2013-17	1,644
9.	Mae Ola Bolton	1984-88	1,616
10.	Alli Smalley	2007-11	1,601
11.	Angie Hannah	1978-82	1,583
12.	Tyrese Tanner	2010-14	1,515
13.	Le'Coe Willingham	1999-03	1,475
14.	Lori Monroe	1979-83	1,415
15.	Tasha Hamilton	1997-01	1,402
16.	Sherell Hobbs	2005-09	1,372
17.	Linda Godby	1986-90	1,365
18.	Tra'Cee Tanner	2012-16	1,327
19.	Debra Larkin	1981-85	1,310
20.	C.C. Hayden	1989-92	1,306
21.	Katie Frerking	2013-17	1,271
22.	Conswella Sparrow	1997-00	1,249
23.	Blanche Alverson	2009-13	1,244
24.	Brenda Hill	1981-85	1,222
25.	Monique Morehouse	1992-96	1,191
26.	Lauretta Freeman	1989-93	1,188
27.	Hasina Muhammad	2001-15	1,184
	Sharon Stewart	1984-88	1,184
29.	Ruthie Bolton	1985-89	1,176
30.	Daisa Alexander	2016-present	1,169
--	Unique Thompson	2017-present	1,131

Auburn Career Rebounding

No.	Player	Years	Rebounds
1.	Becky Jackson	1980-84	1,118
2.	DeWanna Bonner	2005-09	1,047
3.	Lori Monroe	1979-83	1,015
4.	Vickie Orr	1985-89	1,006
5.	Lauretta Freeman	1989-93	976
6.	Marianne Merritt	1975-79	972
7.	Le'Coe Willingham	1999-03	927
8.	Unique Thompson	2017-present	859
9.	Monique Morehouse	1992-96	792
10.	Jordan Greenleaf	2006-11	761
	Charlene Thomas	1984-87	761
12.	Tra'Cee Tanner	2012-16	758
13.	Sharon Stewart	1984-88	757
14.	C.C. Hayden	1989-92	749
	Kendall Mago	1988-92	749
16.	Tasha Hamilton	1997-01	663
	Mae Ola Bolton	1984-88	653
18.	Marita Payne	2002-06	630
19.	Katie Frerking	2013-17	627
20.	Sherell Hobbs	2005-09	612
21.	Brenda Hill	1982-85	604
22.	Blanche Alverson	2009-13	602
23.	KeKe Carrier	2005-10	600
24.	Angie Hannah	1978-82	588
	Linda Godby	1986-90	580
26.	Tyrese Tanner	2010-14	572
	Conswella Sparrow	1997-00	572
28.	Diann McNeil	1984-88	498
29.	Samantha Williams	1991-96	495
	Hasina Muhammad	2011-15	494

Auburn Career Rebounding Average

No.	Player	Years	RPG
1.	Unique Thompson	2017-present	10.1
2.	Marianne Merritt	1975-79	10.0
3.	Becky Jackson	1980-84	9.6
4.	DeWanna Bonner	2005-09	8.3
5.	Lori Monroe	1979-83	7.9
6.	C.C. Hayden	1989-92	7.8
7.	Vickie Orr	1985-89	7.7
	Le'Coe Willingham	1999-03	7.7
9.	Mae Ola Bolton	1984-88	6.8
10.	Monique Morehouse	1992-96	6.8

Auburn Career Double-Doubles

No.	Player	Years	D-Ds
1.	Unique Thompson	2017-present	41
2.	DeWanna Bonner	2005-09	40
3.	Lauretta Freeman	1989-93	38
4.	C.C. Hayden	1989-92	30
5.	Le'Coe Willingham	1999-04	29
6.	Vickie Orr	1985-89	27
7.	Monique Morehouse	1992-96	24
8.	Becky Jackson	1980-84	19
9.	Conswella Sparrow	1997-00	15
10.	Tra'Cee Tanner	2012-16	14
11.	Tasha Hamilton	1997-01	13
	Sharon Stewart	1984-88	13
13.	Daniellette Coleman	1992-94	12
	Marita Payne	2002-06	12
15.	Whitney Boddie	2005-09	11
	KeKe Carrier	2005-10	11
17.	Tia Miller	2001-04	8
	Tara Williams	1995-97	8
19.	Katie Frerking	2013-17	7
	Linda Godby	1986-90	7
	Laticia Morris	1995-97	7
	Mandisa Stevenson	2002-04	7
	Tyrese Tanner	2010-14	7
24.	Justine Agbatan	1995-98	6
	Brenda Hill	1982-83	6
	Kendall Mago	1988-92	6
	Samantha Williams	1991-96	6
28.	Ruthie Bolton	1985-89	5
	Jordan Greenleaf	2006-11	5

Auburn Single-Season Double-Doubles

No.	Player	Season	D-Ds
1.	Lauretta Freeman	1992-93	26
2.	Unique Thompson	2019-20	21
3.	DeWanna Bonner	2007-08	15
4.	Monique Morehouse	1995-96	14
5.	Unique Thompson	2018-19	13
	C.C. Hayden	1991-92	13
	Vickie Orr	1988-89	13
8.	DeWanna Bonner	2006-07	12
	Le'Coe Willingham	2003-04	12
	Sharon Stewart	1987-88	12

Auburn Career 3-Point Attempts

No.	Player	Years	3FGA
1.	Brandy Montgomery	2013-17	688
2.	Alli Smalley	2007-11	637
3.	Blanche Alverson	2009-13	618
4.	Natasha Brackett	2001-05	545
5.	Tiffany Krantz	1996-00	520
6.	Katie Frerking	2013-17	518
7.	Samantha Williams	1992-96	500
8.	Daisa Alexander	2016-present	386
9.	Kristen Mulligan	1992-96	370
10.	Shana Askew	1997-01	332

Auburn Career 3-Point FG Made

No.	Player	Years	3FGM
1.	Alli Smalley	2007-11	219
2.	Blanche Alverson	2009-13	213
3.	Brandy Montgomery	2013-17	205
4.	Tiffany Krantz	1996-00	184
5.	Natasha Brackett	2001-05	171
6.	Samantha Williams	1992-96	161
7.	Kristen Mulligan	1992-96	149
8.	Katie Frerking	2013-17	147
9.	Daisa Alexander	2016-present	128
10.	Carolyn Jones	1988-91	103

Auburn Career Steals

No.	Player	Years	Steals
1.	Mae Ola Bolton	1985-88	282
2.	Kristen Mulligan	1993-96	253
3.	Ruthie Bolton	1986-89	246
4.	Debra Larkin	1982-85	242
5.	Helene Baroody	1984-87	240
6.	Katie Frerking	2013-17	234
7.	Sherell Hobbs	2005-09	231
8.	Janiah McKay	2015-19	223
	Hasina Muhammad	2011-15	223
10.	Daisa Alexander	2016-present	216

TIGERS' RECORD WHEN...

	2019-20	Under Coach Flo
At Home.....	7-5	77-39
On the Road.....	2-9	37-61
At a Neutral Site.....	1-2	20-17
When wearing white.....	7-7	77-35
When wearing orange.....	0-0	7-10
When wearing blue.....	2-7	43-66
When wearing pink.....	1-2	7-6
Leading at the half.....	9-3	106-25
Trailing at the half.....	1-12	28-85
Tied at the half.....	0-1	0-7
Scores 100+ points.....	0-0	0-0
Scores 90-99 points.....	1-0	7-0
Scores 80-89 points.....	2-2	27-3
Scores 70-79 points.....	3-4	39-10
Scores 60-69 points.....	3-4	40-31
Scores fewer than 60 points.....	1-6	19-73
Holds opponent to 41-50 points.....	1-0	32-3
Holds opponent to 31-40 points.....	0-0	7-0
Holds opponent to under 30 points.....	0-0	2-0
Force 25 or more turnovers.....	1-1	52-10
Shoots 50% FG or better.....	3-1	34-3
Shoots 40-49% FG.....	4-6	67-33
Shoots 39.9% or under FG.....	3-9	32-82
Holds opponent under 30% FG.....	1-0	26-2
Shoots higher FG% than opponent.....	7-2	105-23
Shoots lower FG% than opponent.....	3-14	29-89
Shoots same FG% as opponent.....	0-0	0-3
Shoots higher FT% than opponent.....	6-5	59-41
Shoots lower FT% than opponent.....	3-10	72-74
Shoots same FT% as opponent.....	1-1	2-3
Out-rebounds opponent.....	7-5	83-32
Out-rebounded by opponent.....	3-11	45-84
Tied in rebounds.....	0-0	5-2
Versus ranked opponent.....	0-5	5-53
In overtime.....	1-1	6-5
Games decided by 3 points or less.....	2-1	14-17
Games decided by 4-5 points.....	2-3	14-16
Games decided by 6-10 points.....	2-2	31-31
Games decided by 11-20 points.....	4-4	38-31
Games decided by 21-30 points.....	0-5	23-15
Games decided by 30+ points.....	0-1	14-7
On Television/Digital.....	9-12	70-79
In November.....	3-3	33-16
In December.....	3-2	41-10
In January.....	1-7	18-44
In February.....	3-4	26-33
In March.....	0-0	13-13

2019-20 Auburn Superlatives...

First Half

Most points scored in the first quarter.....	25, at UAB (11/21/19)
Most points scored in the second quarter.....	25 at Mississippi State (1/30/20)
Most points scored in the first half.....	46 vs. Mississippi State (2/20/20)
Fewest points scored in the first half.....	18 at Vanderbilt (1/2/20)
Fewest points allowed in the first half.....	18 vs. Jacksonville State (12/28/19)
Most points allowed in the first half.....	47 at Vanderbilt (1/2/20)
Best FG % in the first half.....	.556 at Mississippi State (1/30/20)
Worst FG % in the first half.....	.212 vs. Ole Miss (1/23/20)
Best FG % by an opponent in the first half.....	.679 at Vanderbilt (1/2/20)
Worst FG % by an opponent in the first half.....	.258 vs. Ole Miss (1/23/20)
Most rebounds in the first half.....	32 vs. Ole Miss (1/23/20)
Fewest rebounds in the first half.....	10, 3x; last vs. Florida (1/9/20)
Most rebounds by an opponent in the first half.....	27 at TCU (12/7/19)
Fewest rebounds by an opponent in the first half.....	11, vs. Old Dominion (11/14/19) & at UAB (11/21/19)

Second Half

Most points scored in the third quarter.....	34 at Missouri (2/27/20)
Most points scored in the fourth quarter.....	26, vs. Wofford (11/6/19) & at South Alabama (12/4/19)
Most points scored in an overtime period.....	13, vs. Dayton (11/30/19)
Most points scored in the second half.....	56 at Missouri (2/27/20)
Fewest points scored in the second half.....	21 at Georgia (1/19/20)
Fewest points allowed in the second half.....	23 vs. Ole Miss (1/23/20)
Most points allowed in the second half.....	58, vs. Wofford (11/6/19)
Best FG % in the second half.....	.667 at Missouri (2/27/20)
Worst FG % in the second half.....	.200 at Georgia (1/19/20)
Best FG % by an opponent in the second half.....	.692, vs. Old Dominion (11/14/19)
Worst FG % by an opponent in the second half.....	.241 vs. Bethune-Cookman (12/15/19)
Most rebounds in the second half.....	24 vs. Bethune-Cookman (12/15/19)
Fewest rebounds in the second half.....	8 vs. Mississippi State (2/20/20)
Most rebounds by an opponent in the second half.....	27 at Texas A&M (2/23/20)
Fewest rebounds by an opponent in the second half.....	9 vs. Bethune-Cookman (12/15/19)

Game

Most points scored.....	95 at Missouri (2/27/20)
Fewest points scored.....	48 vs. Alabama (1/12/20)
Most points allowed.....	92 vs. Mississippi State (2/20/20)
Fewest points allowed.....	43 vs. Ole Miss (1/23/20)
Best FG %.....	.597 at Missouri (2/27/20)
Worst FG %.....	.275 vs. Alabama (1/12/20)
Best FG % by an opponent.....	.615 vs. Florida (1/9/20)
Worst FG % by an opponent.....	.274 vs. Ole Miss (1/23/20)
Most rebounds.....	55 vs. Ole Miss (1/23/20)
Fewest rebounds.....	21 at Texas A&M (2/23/20)
Most rebounds by an opponent.....	49 at TCU (12/7/19)
Fewest rebounds by an opponent.....	24 vs. Drake (12/1/19)

Miscellaneous

Highest-scoring quarter.....	34, 3Q at Missouri (2/27/20)
Lowest-scoring quarter.....	4, 2Q vs. Ole Miss (1/23/20)
Highest-scoring opponent quarter.....	34, 4Q vs. Wofford (11/6/19)
Lowest-scoring opponent quarter.....	2, 2Q vs. Ole Miss (1/23/20)
Largest margin in a single quarter.....	+13, 3x; last, 34-21 at Missouri (2/27/20)
Largest margin of victory.....	20, at South Alabama (12/4/19)
Smallest margin of victory.....	2, vs. Wofford (11/6/19) & vs. Dayton (11/30/19)
Largest margin of defeat.....	30 at Texas A&M (2/23/20)
Smallest margin of defeat.....	1 vs. Drake (12/1/19)
Largest halftime lead.....	11, vs. Wofford (11/6/19), vs. LSU (2/16/20), vs. Mississippi State (2/20/20)
Smallest halftime lead.....	1 vs. Ole Miss (1/23/20)
Times tied at halftime.....	1 - 28-28 at Alabama (2/9/20)
Largest halftime deficit.....	29 at Vanderbilt (1/2/20)
Smallest halftime deficit.....	1, at UAB (11/21/19)
Largest rebounding margin.....	+18 vs. Ole Miss (1/23/20)
Smallest rebounding margin.....	+5 vs. Drake (12/1/19)
Last time tied in rebounding.....	
Largest rebounding deficit.....	-22 at Texas A&M (2/23/20)
Smallest rebounding deficit.....	-1, vs. Arkansas (1/5/20), vs. Florida (1/9/20), vs. Alabama (1/12/20)
Largest deficit overcome to win game.....	13, vs. Dayton (11/30/19)
Largest lead lost.....	14 vs. Mississippi State (2/20/20)

MISCELLANEOUS STATISTICS

Double-Doubles	Season	Career
Unique Thompson	21	41

30+ Point Games	Season	Career
Unique Thompson	1	1

20+ Point Games	Season	Career
Unique Thompson	9	15
Daisa Alexander	7	18
Brooke Moore	1	2
Robyn Benton	1	1
Lauren Hansen	1	1
Erin Howard	1	1

10+ Rebound Games	Season	Career
Unique Thompson	23	51
Daisa Alexander	1	1
Kiyae' White	1	1

10+ Assist Games	Season	Career
Daisa Alexander	1	1

5+ Steal Games	Season	Career
Robyn Benton	2	2
Daisa Alexander	1	3

5+ Block Games	Season	Career
Unique Thompson	0	1

GAMES LED AUBURN IN...

Scoring	Season	Career
Unique Thompson	12	25
Daisa Alexander	6	23
Brooke Moore	4	5
Robyn Benton	3	4
Lauren Hansen	2	2
Erin Howard	1	1

Rebounding	Season	Career
Unique Thompson	26	73
Daisa Alexander	1	5
Erin Howard	1	2

Assists	Season	Career
Daisa Alexander	15	22
Unique Thompson	6	10
Lauren Hansen	5	5
Morgan Robinson-Nwagwu	3	3
Erin Howard	2	3
Robyn Benton	2	2
Annie Hughes	2	2
Brooke Moore	2	2
Kiyae' White	1	1
Sania Wells	1	1

(includes games where lead was shared)

2019-20 DOUBLE-DOUBLES

Unique Thompson vs. Wofford (25 pts/11 reb)
 Unique Thompson vs. ODU (13 pts/10 reb)
 Unique Thompson at UAB (24 pts/19 reb)
 Unique Thompson vs. St. Joseph's (17 pts/12 reb)
 Unique Thompson vs. MTSU (15 pts/10 reb)
 Unique Thompson vs. Dayton (20 pts/11 reb)
 Unique Thompson vs. Drake (12 pts/11 reb)
 Unique Thompson at South Alabama (15 pts/10 reb)
 Unique Thompson at TCU (31 pts/15 reb)
 Unique Thompson vs. B-CU (16 pts/13 reb)
 Unique Thompson vs. Jax St. (20 pts/10 reb)
 Unique Thompson at Vanderbilt (14 pts/10 reb)
 Unique Thompson vs. Florida (10 pts/10 reb)
 Unique Thompson vs. Alabama (16 pts/14 reb)
 Unique Thompson at Georgia (13 pts/11 reb)
 Unique Thompson vs. Ole Miss (10 pts/13 reb)
 Unique Thompson at Kentucky (27 pts/15 reb)
 Unique Thompson at Miss. State (21 pts/11 reb)
 Unique Thompson vs. Vanderbilt (15 pts/12 reb)
 Unique Thompson vs. Miss. State (24 pts/11 reb)
 Unique Thompson at Missouri (12 pts/14 reb)

Last Time an Auburn Team...

Scored 90 points Auburn 95, Missouri 82, in Columbia, Mo. (Feb. 27, 2020)
 Scored 90 points in an SEC game Auburn 95, Missouri 82, in Columbia, Mo. (Feb. 27, 2020)
 Scored 100 points Auburn 119, Sam Houston State 54, in Auburn, Ala. (Dec. 5, 2008)
 Scored 100 points in an SEC game Auburn 102, Tennessee 96, SEC Tournament in Albany, Ga. (Mar. 6, 1987)
 Scored 100 at home Auburn 119, Sam Houston State 54, in Auburn, Ala. (Dec. 5, 2008)
 Scored 80 points and lost Mississippi State 92, Auburn 85 [OT] in Auburn, Ala. (Feb. 20, 2020)
 Scored 90 points and lost Kentucky 91, Auburn 90 [2OT], in Auburn, Ala. (Feb. 2, 1986)
 Scored 100 points and lost Never
 Scored 110+ points Auburn 119, Sam Houston State 54, in Auburn, Ala. (Dec. 5, 2008)
 Scored 50-59 points in a half 56 (2nd half) at Missouri in Columbia, Mo. (Feb. 27, 2020)
 Scored 60 or more points in a half 62 (2nd half) vs. Drake in New Orleans, La. (Dec. 21, 2016)
 Scored 30 or more points in a quarter 34 (3rd quarter) - at Missouri in Columbia, Mo. (Feb. 27, 2020)
 Scored 50 points or less in a game 50 - at Georgia in Athens, Ga. (Jan. 19, 2020)
 Scored 50 points or less and won Auburn 47, Missouri 45 [SEC] in Jacksonville, Fla. (March 3, 2016)
 Scored 40 points or less in a game Georgia 63, Auburn 30, in Athens, Ga. (Jan. 28, 2016)
 Scored less than 10 points in a quarter 5 points (4th quarter) at Texas A&M in College Station, Texas (Feb. 23, 2020)
 Scored less than 20 points in a 1st half 18 points at Vanderbilt in Nashville, Tenn. (Jan. 2, 2020)
 Scored less than 20 points in a 2nd half 18 points vs. Missouri [SEC] in Jacksonville, Fla. (March 3, 2016)
 Had 35+ rebound margin 36 - (52-16) vs. Alabama A&M in Normal, Ala. (Nov. 19, 2013)
 Had 25+ rebound margin 33 - (53-26) vs. Grambling State in Auburn, Ala. (Nov. 6, 2018)
 Had 20+ rebound margin 33 - (53-26) vs. Grambling State in Auburn, Ala. (Nov. 6, 2018)
 Attempted 30 free throws 31 - vs. Mississippi State in Auburn, Ala. (Feb. 20, 2020)
 Attempted 35 free throws 36 - vs. Alabama State in Auburn, Ala. (Dec. 29, 2018)
 Attempted 40 free throws 41 - vs. Alabama State in Auburn, Ala. (Nov. 15, 2006)
 Attempted 5 free throws or less 3 - at Texas A&M in College Station, Texas (Feb. 23, 2020)
 Did not attempt a free throw Never
 Made 20-24 free throws 20 - vs. Wofford in Auburn, Ala. (Nov. 6, 2019)
 Made 25+ free throws 28 - vs. Mississippi State in Auburn, Ala. (28-31) (Feb. 20, 2020)
 Made 30 free throws 31 - vs. Northwestern State (31-43) (Dec. 30, 2003)
 Had 25 assists 25 - vs. Ole Miss in Auburn, Ala. (Jan. 8, 2017)
 Had 25 turnovers 26 - at Kentucky in Lexington, Ky. (Jan. 27, 2020)
 Had 10 turnovers or less 7 - at Alabama in Tuscaloosa, Ala. (Feb. 9, 2020)
 Had 25+ steals Never
 Had 20-24 steals 21 - vs. Georgia in Auburn, Ala. (Feb. 3, 2019)
 Had 15-19 steals 15 - vs. Mississippi State in Auburn, Ala. (Feb. 20, 2020)
 Had 10-14 blocks 10 - vs. Louisiana Tech in Auburn, Ala. (Nov. 19, 2017)
 Had 15+ blocks 15 - at Florida International in Miami, Fla. (Dec. 29, 2014)
 Won an overtime game Auburn 74, Dayton 72 [1OT] in Estero, Fla. (Nov. 30, 2019)
 Lost an overtime game Mississippi State 92, Auburn 85 [1OT] in Auburn, Ala. (Feb. 20, 2020)
 Played a double overtime game Auburn 70, Alabama 65 [2OT] in Auburn, Ala. (Feb. 27, 2014)
 Played three or more overtimes Never
 Shot 70% for a half 70.4% (19-of-27), 2nd half at Elon in Elon, N.C. (Dec. 22, 2018)
 Shot 60% for a game 63.3% (38-of-60) at Elon in Elon, N.C. (Dec. 22, 2018)
 Shot less than 30% for a game 28.3% (15-of-53) at Georgia in Athens, Ga. (Jan. 19, 2020)
 Shot 90-99.9% from the free throw line (min. 10 attempts) 90.3% (28-of-31) vs. Mississippi State in Auburn, Ala. (Feb. 20, 2020)
 Shot 100% from the free throw line (min. 10 attempts) 100% (16-of-16) vs. Texas A&M in Auburn, Ala. (Jan. 7, 2018)
 Shot 50% on 3-pointers (minimum 5 attempts) 50.0% (8-of-16) vs. LSU in Auburn, Ala. (Feb. 16, 2020)
 Shot 20-30% in a half 30.0% (9-of-30), 2nd half at Texas A&M in College Station, Texas (Feb. 23, 2020)
 Shot less than 20% in a half 18.4% (7-of-38), 1st half vs. Missouri in Auburn, Ala. (Feb. 15, 2018)
 Shot 55% or better and lost 58.1% (25-of-43) vs. Tennessee (Jan. 20, 2005)
 Made 10+ 3-point field goals 12-of-24 at South Alabama in Mobile, Ala. (Dec. 4, 2019)
 Failed to make a 3-point field goal 0-of-5 vs. Southern in Auburn, Ala. (Dec. 9, 2017)
 Had 60+ rebounds 61 - vs. Stephen F. Austin in Auburn, Ala. (Dec. 17, 2007)
 Had 50-59 rebounds 55 vs. Ole Miss in Auburn, Ala. (Jan. 23, 2020)
 Defeated a Top-25 opponent Auburn 58, #25 Missouri 54, in Auburn, Ala. (Feb. 24, 2019)
 Defeated a Top-10 opponent Auburn 66, #7 Kentucky 61, in Auburn, Ala. (Jan. 3, 2016)
 Defeated a Top-25 opponent on the road Auburn 68, #16 Vanderbilt 62, in Nashville, Tenn. (Feb. 13, 2014)

Last Time an Auburn Player...

Scored 25-29 points 27 - Unique Thompson at Kentucky in Lexington, Ky. (Jan. 27, 2020)
 Scored 30-34 points 31 - Unique Thompson at TCU in Fort Worth, Texas (Dec. 7, 2019)
 Scored 35 points 35 - DeWanna Bonner vs. Tennessee in Auburn, Ala. (Jan. 25, 2009)
 Scored 40 points 41 - Conswella Sparrow vs. South Alabama (Feb. 17, 1998)
 Had 15+ rebounds 15 - Unique Thompson at Kentucky in Lexington, Ky. (Jan. 27, 2020)
 Had 20 rebounds 20 - Monique Morehouse at LSU (Feb. 4, 1995)
 Had 10 assists 10 - Daisa Alexander vs. LSU in Auburn, Ala. (Feb. 16, 2020)
 Had 15 assists 18 - Martha Monk vs. Alabama State (Feb. 18, 1981)
 Had 5 blocks 6 - Unique Thompson vs. Louisiana Tech in Auburn, Ala. (Nov. 19, 2017)
 Had 7 blocks 7 - Jassany Williams vs. Duke (Nov. 18, 2011)
 Had 10 blocks 13 - Marita Payne vs. Arkansas (Feb. 3, 2005)
 Had 5 steals 5 - Daisa Alexander vs. Mississippi State in Auburn, Ala. (Feb. 20, 2020)
 Had 8 steals 8 - Brandy Montgomery vs. East Carolina in Auburn, Ala. (Dec. 5, 2015)
 Had 10 steals 10 - Kristen Mulligan vs. Northeast Illinois in Auburn, Ala. (Dec. 18, 1992)
 Made 10 field goals 10 - Unique Thompson [10-13] vs. LSU in Auburn, Ala. (Feb. 16, 2020)
 Made 15 field goals 15 - Conswella Sparrow (15-16) vs. South Alabama (Feb. 17, 1998)
 Attempted 20 field goals 21 - Unique Thompson vs. Alabama in Auburn, Ala. (Jan. 12, 2020)
 Attempted 25 field goals 28 - Brandy Montgomery (8-28) at Marquette in Milwaukee, Wis. (Dec. 13, 2015)
 Made 5+ three-point field goals 7 - Lauren Hansen vs. Drake in Estero, Fla. (Dec. 1, 2019)
 Made 8 three-point field goals 8 - Tiffany Krantz vs. Troy State in Auburn, Ala. (Nov. 21, 1997)
 Attempted 10 three-point field goals 14 - Lauren Hansen vs. Drake in Estero, Fla. (Dec. 1, 2019)
 Attempted 15 three-point field goals 16 - Brandy Montgomery at Marquette in Milwaukee, Wis. (Dec. 13, 2015)
 Made 10 free throws 12 - Daisa Alexander vs. Mississippi State (Feb. 20, 2020)
 Made 15 free throws Never
 Shot 100% at the free throw line (min. 10 attempts) 12-12 - Daisa Alexander vs. Mississippi State (Feb. 20, 2020)
 Had a double-double Unique Thompson (14 pts/12 reb) at Missouri in Columbia, Mo. (Feb. 27, 2020)
 Had 2 consecutive double-doubles Unique Thompson: 21/11 at MSU, 15/12 vs. Vandy (Jan. 30-Feb. 2, 2020)

SEC PRESEASON POLL (Media Vote)**Order of Finish**

1. South Carolina
2. Texas A&M
3. Mississippi State
4. Kentucky
5. Arkansas
6. Tennessee
7. Auburn
8. LSU
9. Missouri
10. Georgia
11. Alabama
12. Florida
13. Ole Miss
14. Vanderbilt

Player of the Year

Chennedy Carter, Texas A&M

All-SEC First Team

Chennedy Carter, Texas A&M
 Chelsea Dungee, Arkansas
 Rhyme Howard, Kentucky
 Ayana Mitchell, LSU
 Tyasha Harris, South Carolina

All-SEC Second Team

Unique Thompson, Auburn
 Mikiah Herbert Harrigan, South Carolina
 Rennia Davis, Tennessee
 Ciera Johnson, Texas A&M
 Mariella Fasoula, Vanderbilt

SEC PRESEASON POLL (Coaches' Vote)**Order of Finish**

1. Texas A&M
2. South Carolina
3. Mississippi State
4. Kentucky
5. Arkansas
6. LSU
7. Tennessee
8. Auburn
9. Missouri
10. Georgia
11. Alabama
12. Vanderbilt
13. Ole Miss
14. Florida

Player of the Year

Chennedy Carter, Texas A&M

All-SEC First Team

Chelsea Dungee, Arkansas
 Rhyme Howard, Kentucky
 Ayana Mitchell, LSU
 Jordan Danberry, Mississippi State
 Amber Smith, Missouri
 Tyasha Harris, South Carolina
 Rennia Davis, Tennessee
 Chennedy Carter, Texas A&M

All-SEC Second Team

Ciera Johnson, Alabama
 Daisa Alexander, Auburn
 Unique Thompson, Auburn
 Gabby Connally, Georgia
 Chloe Bibby, Mississippi State
 Mikiah Herbert Harrigan, South Carolina
 Ciera Johnson, Texas A&M
 Kayla Wells, Texas A&M
 Mariella Fasoula, Vanderbilt

Had 3 consecutive double-doubles.....Unique Thompson: 27/15 at Kentucky, 21/11 at MSU, 15/12 vs. Vandy (Jan. 27-Feb. 2, 2020)
...Had 13 consecutive double-doubles Unique Thompson: First vs. BYU; last at Vandy (March 23, 2019-Jan. 2, 2020)
...Had 18 consecutive double-doubles (AU record)..... Laretta Freeman: First vs. Furman, Last vs. Oral Roberts (Dec. 29, 1992-Feb. 23, 1993)
Had a double-double at halftime Unique Thompson (16 pts/10 rebs) at Iowa State in Ames, Iowa (Nov. 13, 2018)
Two players had a double-double..... Unique Thompson (14 p/13 r) & Jariah McKay (16 p/10 a) vs. Grambling State (Nov. 6, 2018)
Recorded a double-double with points and assists..... Jariah McKay (16 pts/10 assists) vs. Grambling State (Nov. 6, 2018)
Scored 20 points & had 20 rebounds..... Laretta Freeman (30 pts/21 rebs.) vs. Alabama. (Feb. 17, 1993)
Had a triple-double..... Whitney Boddie (24 pts./11 rebs./12 asst.) vs. Sam Houston State (Dec. 5, 2008)
Two or more players scored 20 points Benton (23), Howard (22), Alexander (21) at Missouri in Columbia, Mo. (Feb. 27, 2020)
Three players scored 20 points.....Benton (23), Howard (22), Alexander (21) at Missouri in Columbia, Mo. (Feb. 27, 2020)
Two players scored 30 points..... Laticia Morris (33 points) & Tara Williams (30 points) vs. South Alabama (Jan. 14, 1997)
Had 2 straight 25-point games..... Jariah McKay: 27 at South Carolina, 26 vs. Arkansas (Jan. 11-14, 2018)
Had 3 straight 25-point games.....Jariah McKay: 25 pts vs. Texas A&M, 27 pts at South Carolina, 26 pts vs. Arkansas (Jan. 7-14, 2018)
Zero players scored in double figures..... at Georgia in Athens, Ga. (Jan. 28, 2016)
Only one player scored in double figuresUnique Thompson (27) at Kentucky in Lexington, Ky. (Jan. 27, 2020)
Five players scored in double figuresThompson (16), Howard (12), Alexander (11), Hansen/Benton (10) vs. Bethune-Cookman (Dec. 15, 2019)
Six players scored in double figures..... McKay/Benton (16), Primm (15), Thompson (14), Alexander/Jones (13) vs. Grambling (Nov. 6, 2018)
Seven players scored in double figures.....Carrier (19 pts.), Bonner (18 pts.), Smalley (16 pts.), Boddie (13 pts.)
 R. Hobbs (13 pts.), Hilliard (13 pts.) & S. Hobbs (10 pts.) vs. Sam Houston State (Dec. 5, 2008)
Two players had 10 rebounds.....Unique Thompson (13) and Daisa Alexander (10) vs. Ole Miss in Auburn, Ala. (Jan. 23, 2020)
Three players had 10 reboundsJ. Greenleaf (12 rebs.), D.Bonner (12 rebs.) & .oddie (10 rebs.) vs. Oakland (Nov. 21, 2007)
Played every minute.....Jordan Greenleaf (40 mins.) vs. Florida in Duluth, Ga. [SEC] (Mar. 4, 2010)
Played 40 or more minutes in OT game..... Unique Thompson (43 mins.) vs. Georgia in Auburn, Ala. (Feb. 3, 2019)
Attempted a slam dunk..... Hasina Muhammad vs. St. John's in Auburn, Ala. (Dec. 6, 2013)
Made a shot from half-court or beyond Brooke Moore (end 2nd quarter) vs. Alabama State in Auburn, Ala. (Dec. 29, 2018)

Last Time an Auburn Opponent...

Shot less than 30% in a game (SEC)Ole Miss - 27.4% (17-of-62) in Auburn, Ala. (Jan. 23, 2020)
Shot less than 30% in a game (Non-conf)Alabama State - 29.8% (14-of-47) in Auburn, Ala. (Dec. 29, 2018)
Shot 60% or better in a game.....Florida - 61.5% (32-of-52) in Auburn, Ala. (Jan. 9, 2020)
Scored 90 pointsMississippi State 92, Auburn 85 [OT] in Auburn, Ala. (Feb. 20, 2020)
Scored 100 points Georgia 102, Auburn 72 in Athens, Ga. (Mar. 3, 1984)
Scored 100 points at Auburn..... Tuskegee 105, Auburn 98 (2OT) (Feb. 12, 1979)
Had 25+ rebound margin.....Never
Had a 20+ rebound margin.....20 - Alabama (56-36) in Auburn, Ala. (Feb. 20, 2017)
Scored less than 5 points in a quarter 2 - Ole Miss (2nd quarter) in Auburn, Ala. (Jan. 23, 2020)
Scored less than 10 points in a quarter..... 9 - LSU (2nd quarter) in Auburn, Ala. (Feb. 16, 2020)
Scored less than 10 points in all four quarters Winthrop (9-8-8-8) in Auburn, Ala. (Dec. 16, 2015)
Scored 30 or more points in a quarter34 - Wofford (4th quarter) in Auburn, Ala. (Nov. 6, 2019)
Scored less than 10 points in a half 8 - Jacksonville (1st half) in Auburn, Ala. (Dec. 28, 2016)
Scored less than 20 points in a 1st half..... 18 - Jacksonville State in Auburn, Ala. (Dec. 28, 2019)
Scored less than 20 points in a 2nd half..... 19 - Florida in Auburn, Ala. (Dec. 31, 2017)
Had 50 rebounds56 - Alabama in Auburn, Ala. (Feb. 20, 2017)
Had 25 assists 29 - Texas A&M in College Station, Texas (Feb. 23, 2020)
Had 25-29 turnovers 29 - Vanderbilt in Nashville, Tenn. (Jan. 2, 2020)
Had 30-34 turnovers 30 - XULA in Auburn, Ala. (Dec. 28, 2017)
Had 35+ turnovers 35 - ULM in Auburn, Ala. (Nov. 27, 2017)
Had 15 steals.....15 - East Carolina in Auburn, Ala. (Dec. 5, 2015)
Had 10 blocks..... 10 - Georgia in Athens, Ga. (Jan. 19, 2020)
Failed to make a 3-point field goal.....LSU (0-6) in Baton Rouge, La. (Feb. 1, 2016)
Attempted 35 free throws 35 - Florida in Gainesville, Fla. (Feb. 28, 2016)
Made 30 free throws30 - Arkansas (Jan. 22, 1995)
Made 10 three-point field goals 11 - Missouri in Columbia, Mo. (Feb. 27, 2020)
Made 15 three-point field goals18 - Missouri in Columbia, Mo. (Jan. 6, 2013)
Scored 41-50 points in a game.....43 - Ole Miss in Auburn, Ala. (Jan. 23, 2020)
Scored 31-40 points in a game..... 38 - Alabama in Auburn, Ala. (Feb. 17, 2019)
Scored 30 points or less.....26 - Georgia in Athens, Ga. (Feb. 22, 2015)
Scored 25 points or less..... 25 - Puerto Rico-Mayaguez (Dec. 17, 2000)

Last Time an Opposing Player...

Scored 30+ points (non-conference)..... 35 - Ajah Wayne of Old Dominion in Auburn, Ala. (Nov. 14, 2019)
Scored 30+ points (SEC)34 - Rickea Jackson of Mississippi State in Auburn, Ala. (Feb. 20, 2020)
Scored 35+ points (all games)..... 35 - Ajah Wayne of Old Dominion in Auburn, Ala. (Nov. 14, 2019)
Scored 40+ points (all games) 41 - Chelsea Dungee of Arkansas in Fayetteville, Ark. (Feb. 10, 2019)
Attempted 25 field goals 27 - Jantel Lavender (9-27) of Ohio State (Nov. 23, 2008)
Scored 20 points & had 20 rebounds..... Young of Baylor in the WNIT Championship Game, (20 pts./25 rebs.) (Apr. 4, 2003)
Two players scored 20 points Jaycee Bradley (24) and Lauren Heard (21) of TCU in Fort Worth, Texas (Dec. 7, 2019)
Three players scored 20 points by LSU in Baton Rouge, Chatman (22 pts), Johnson (21 pts) & Lowery (20 pts) (Jan. 12, 1991)
Five players scored in double figures Cooke (13), Boston (13), Harris (12), Grissett (11), Herbert Harrigan (11) of S. Carolina (Feb. 13, 2020)
Six players scored in double figures.....Williams (10), Lewis (13), Bonds (18), Peoples (10), Miller (12), Svete (12) of Florida (Jan. 26, 2014)
Recorded a double-double Ajija Blackwell of Missouri (27 pts/11 reb) in Columbia, Mo. (Feb. 27, 2020)
Recorded a double-double with points and assists..... Tyasha Harris (12 pts/11 ast) of South Carolina in Columbia, S.C. (Jan. 11, 2018)
Recorded a triple-double..... Ceira Ricketts (14 pts./13 rebs./12 ast.) of Arkansas (Jan. 18, 2009)
Two players recorded a double-double.....C. Green (16 pts/11 reb) & Davis (15 pts/10 reb) of Tennessee in Knoxville, Tenn. (Feb. 14, 2019)
Committed 10+ turnovers10 - Shaquera Wade of Alabama in Greenville, S.C. (March 7, 2019)
Had 15-19 rebounds 15 - by N' dea Jones of Texas A&M in Auburn, Ala. (Jan. 24, 2019)
Had 20+ rebounds21 - Ayana Mitchell of LSU in Baton Rouge, La. (March 3, 2019)
Had 10 assists 10 - Tyasha Harris of South Carolina in Auburn, Ala. (Feb. 28, 2019)
Had 15 assists 16 - Cindy McMahan of Alabama-Huntsville (Nov. 24, 1980)
Had 5 blocks.....5 - Ashley Knight of Alabama in Tuscaloosa, Ala. (Feb. 18, 2018)
Had 10 blocks.....Never
Had 5 steals..... 5 - Kiara Smith of Florida in Auburn, Ala. (Jan. 9, 2020)
Made 15 field goals 15 - Chamique Holdsclaw (15-21) of Tennessee (Feb. 1, 1998)
Made 10 3-point field goals.....11 - Morgan Eye (11-18) of Missouri in Columbia, Mo. (Jan. 6, 2013)

2019-20 Auburn Individual Highs...**First Half**

Points.....	21, Unique Thompson at TCU (12/7/19)
Field Goals Made.....	9, Unique Thompson at TCU (12/7/19)
Field Goal Attempts.....	12, Unique Thompson vs. Alabama (1/12/20)
3-Point Field Goals Made	5, Lauren Hansen vs. Drake (12/1/19)
3-Point Field Goal Attempts	8, Lauren Hansen vs. Drake (12/1/19)
Free Throws Made	7, Unique Thompson at Georgia (1/19/20)
Free Throws Attempted	9, Unique Thompson at Georgia (1/19/20)
Rebounds	11, Unique Thompson at UAB (11/21/19) & vs. Arkansas (1/5/20)
Assists	6, Daisa Alexander vs. LSU (2/16/20)
Blocked Shots.....	2, Erin Howard at TCU (12/7/19) & vs. Alabama (1/12/20)
Steals	5, Robyn Benton at Mississippi State (1/30/20)

Second Half

Points.....	19, Daisa Alexander vs. Drake (12/1/19)
Field Goals Made.....	7, Unique Thompson vs. LSU (2/16/20)
Field Goal Attempts.....	12, Daisa Alexander vs. Dayton (11/30/19)
3-Point Field Goals Made	4, Erin Howard at South Alabama (12/4/19)
3-Point Field Goal Attempts	6, Lauren Hansen vs. Drake (12/1/19)
Free Throws Made	10, Daisa Alexander vs. Mississippi State (2/20/20)
Free Throws Attempted	10, 2x; last, Daisa Alexander vs. Mississippi State (2/20/20)
Rebounds	9, 5x; last, Unique Thompson vs. Vanderbilt (2/2/20)
Assists	6, Daisa Alexander at Missouri (2/27/20)
Blocked Shots.....	2, 3x; last, Erin Howard at Missouri (2/27/20)
Steals	4, 2x; last, Robyn Benton at Missouri (2/27/20)

Game

Points.....	31, Unique Thompson at TCU (12/7/19)
Field Goals Made.....	12, Unique Thompson at TCU (12/7/19)
Field Goal Attempts.....	21, Unique Thompson vs. Alabama (1/12/20)
3-Point Field Goals Made	7, Lauren Hansen vs. Drake (12/1/19)
3-Point Field Goal Attempts	14, Lauren Hansen vs. Drake (12/1/19)
Free Throws Made	12, Daisa Alexander vs. Mississippi State (2/20/20)
Free Throws Attempted	15, Unique Thompson vs. Dayton (11/30/19)
Rebounds	19, Unique Thompson at UAB (11/21/19)
Assists	10, Daisa Alexander vs. LSU (2/16/20)
Blocked Shots.....	3, Erin Howard at South Carolina (2/13/20)
Steals	6, Robyn Benton at Mississippi State (1/30/20) & vs. Vanderbilt (2/2/20)

2019-20 Auburn Team Highs...**First Half**

Points.....	46 vs. Mississippi State (2/20/20)
Field Goals Made.....	17 at Missouri (2/27/20)
Field Goal Attempts.....	41 vs. Alabama (1/12/20)
3-Point Field Goals Made	8 vs. Drake (12/1/19)
3-Point Field Goal Attempts	18 vs. Drake (12/1/19)
Free Throws Made	13 vs. Mississippi State (2/20/20)
Free Throws Attempted	19 vs. Old Dominion (11/14/19)
Rebounds	25 vs. Wofford (11/6/19)
Assists	10 at South Alabama (12/4/19)
Blocked Shots.....	3 at TCU (12/7/19)
Steals	10 at Mississippi State (1/30/20)

Second Half

Points.....	56 at Missouri (2/27/20)
Field Goals Made.....	18 at Missouri (2/27/20)
Field Goal Attempts.....	37 vs. Old Dominion (11/14/19)
3-Point Field Goals Made	6, 2x; last at Missouri (2/27/20)
3-Point Field Goal Attempts	14 vs. Florida (1/9/20) & at Texas A&M (2/23/20)
Free Throws Made	16 vs. Vanderbilt (2/2/20)
Free Throws Attempted	20 at Missouri (2/27/20)
Rebounds	24 vs. Bethune-Cookman (12/15/19)
Assists	10 vs. Wofford (11/6/19) & at Missouri (2/27/20)
Blocked Shots.....	4 vs. LSU (2/16/20)
Steals	14 at Vanderbilt (1/2/20)

Game

Points.....	95 at Missouri (2/27/20)
Field Goals Made.....	35 at Missouri (2/27/20)
Field Goal Attempts.....	69 vs. Alabama (1/12/20)
3-Point Field Goals Made	13 vs. Drake (12/1/19)
3-Point Field Goal Attempts	29 vs. Drake (12/1/19) & vs. Florida (1/9/20)
Free Throws Made	28 vs. Mississippi State (2/20/20)
Free Throws Attempted	31 vs. Mississippi State (2/20/20)
Rebounds	55 vs. Ole Miss (1/23/20)
Assists	16, 3x; last vs. Mississippi State (2/20/20)
Blocked Shots.....	4, 4x; last vs. Mississippi State (2/20/20)
Steals	17 at Vanderbilt (1/2/20)
Turnovers Forced.....	29 at Vanderbilt (1/2/20)

Specialty Statistics (Auburn-Opponent)

Opponent	Points in the Paint	Points off Turnovers	2nd-Chance Points	Fast-Break Points	Bench Points
Wofford	38-18	12-19	24-10	11-9	10-5
Old Dominion	28-30	14-13	22-11	4-13	15-16
at UAB	34-26	15-23	17-15	0-0	18-9
St. Joseph's	22-36	17-11	17-7	7-8	10-13
vs. Middle Tennessee	26-32	9-19	11-3	4-8	13-6
vs. Dayton	24-32	19-14	11-11	4-2	7-19
vs. Drake	27-44	24-24	7-6	4-6	11-27
at South Alabama	32-30	21-18	8-20	8-6	20-6
at TCU	32-34	9-26	12-14	7-25	10-22
vs. Bethune-Cookman	36-20	8-16	21-7	4-14	28-16
vs. Jacksonville State	22-2	27-11	22-5	6-3	12-14
at Vanderbilt	24-46	12-24	3-7	6-10	18-9
vs. Arkansas	24-36	12-24	15-10	9-18	20-10
vs. Florida	22-42	9-26	17-2	10-16	20-16
vs. Alabama	24-28	10-17	13-10	0-10	24-17
at Georgia	16-28	9-19	9-12	4-19	4-34
vs. Ole Miss	16-14	14-15	8-11	12-3	12-21
at Kentucky	38-20	16-25	13-9	12-7	5-25
at Mississippi State	34-48	21-24	14-11	14-16	13-49
vs. Vanderbilt	32-40	14-12	16-11	19-16	9-3
at Alabama	20-26	8-7	11-15	7-0	7-16
at South Carolina	26-32	18-22	15-15	5-20	12-22
vs. LSU	24-32	11-17	2-12	6-14	5-8
vs. Mississippi State	22-56	20-23	6-18	19-13	5-19
at Texas A&M	16-38	12-19	12-23	0-2	8-26
at Missouri	26-28	28-26	8-11	12-12	10-26
Totals (Averages)	685 (26.3)-818 (31.5)	391 (15.0)-500 (19.2)	330 (12.7)-284 (10.9)	194 (7.5)-270 (10.4)	313 (12.0)-467 (18.0)

Lead-Deficit Comparison

Opponent	Largest Lead	Largest Deficit	Lead Changes	Ties	Result
Wofford	17 (3rd, 5:39)	4 (1st, 9:16)	7	5	W, 84-82
Old Dominion	2 (1st, 7:02)	16 (4th, 3:30)	6	3	L, 77-89
at UAB	5 (3rd, 5:34)	5 (4th, 1:10)	25	12	L, 75-80
St. Joseph's	6 (4th, 5:32)	6 (1st, 1:34)	10	11	W, 66-62
vs. Middle Tennessee	--	26 (4th, 6:37)	0	0	L, 50-73
vs. Dayton	6 (1st, 1:12)	13 (Half)	8	9	W, 76-74 (OT)
vs. Drake	11 (3rd, 1:29)	11 (1st, 2:34)	13	12	L, 82-83
at South Alabama	26 (4th, 3:02)	2 (3rd, 4:46)	4	0	W, 82-62
at TCU	--	25 (4th, 5:41)	0	3	L, 65-80
vs. Bethune-Cookman	19 (4th, 3:46)	5 (2nd, 7:25)	10	5	W, 74-56
vs. Jacksonville State	18 (4th, 4:03)	--	0	0	W, 62-53
at Vanderbilt	3 (1st, 8:56)	35 (3rd, 6:14)	1	0	L, 55-77
vs. Arkansas	7 (1st, 7:08)	27 (4th, 5:34)	1	1	L, 70-86
vs. Florida	2 (1st, 7:11)	24 (3rd, 6:50)	2	2	L, 63-83
vs. Alabama	8 (1st, 4:30)	32 (4th, 1:14)	3	4	L, 45-78
at Georgia	10 (1st, 5:13)	17 (4th, 5:48)	1	2	L, 50-61
vs. Ole Miss	19 (4th, 1:30)	6 (1st, 2:05)	5	1	W, 59-43
at Kentucky	1 (1st, 6:50)	20 (2nd, 3:02)	2	1	L, 61-68
at Mississippi State	9 (3rd, 9:29)	9 (3rd, 0:12)	23	12	L, 73-78
vs. Vanderbilt	13 (3rd, 3:42)	8 (1st, 6:18)	5	2	W, 70-62
at Alabama	6 (1st, 4:33)	5 (4th, 0:09)	13	12	L, 64-68
at South Carolina	--	30 (4th, 9:42)	0	0	L, 53-79
vs. LSU	15 (4th, 6:53)	--	0	1	W, 65-60
vs. Mississippi State	14 (3rd, 3:40)	7 (0:13, OT)	9	5	L, 85-92 (OT)
at Texas A&M	--	30 (4th, 0:26)	0	1	L, 54-84
at Missouri	18 (3rd, 1:31)	3 (1st, 8:33)	9	4	W, 95-82

Scoring Breakdown

(Percentage of total points in parentheses)

Opponent	Front Court	Back Court	Sr.	Jr.	So.	Fr.	Starters	Bench
Wofford	37 (44.0)	47 (56.0)	22	30	17	15	74 (88.1)	10 (10.9)
Old Dominion	26 (33.8)	51 (66.2)	17	15	26	19	62 (80.5)	15 (19.5)
at UAB	38 (50.7)	37 (49.3)	20	24	20	11	57 (76.0)	18 (24.0)
St. Joseph's	32 (48.5)	34 (51.5)	8	17	16	25	56 (84.8)	10 (15.2)
vs. Middle Tennessee	27 (54.0)	23 (46.0)	6	15	23	6	37 (74.0)	13 (26.0)
vs. Dayton	26 (34.2)	50 (65.8)	22	20	24	10	69 (90.8)	7 (9.2)
vs. Drake	20 (24.3)	62 (75.7)	24	12	13	33	71 (86.6)	11 (13.4)
at South Alabama	32 (39.0)	50 (61.0)	14	15	37	16	62 (75.6)	20 (24.4)
at TCU	40 (61.5)	25 (38.5)	6	31	17	11	55 (84.6)	10 (15.4)
vs. Bethune-Cookman	32 (43.2)	42 (56.8)	11	16	26	21	46 (62.2)	28 (37.8)
vs. Jacksonville State	28 (45.1)	34 (54.9)	10	20	23	9	50 (80.0)	12 (20.0)
at Vanderbilt	29 (52.7)	24 (47.3)	2	14	32	7	37 (67.2)	18 (32.8)
vs. Arkansas	14 (20.0)	56 (80.0)	19	6	33	12	50 (71.4)	20 (28.6)
vs. Florida	27 (42.9)	36 (57.1)	-	10	33	20	43 (68.3)	20 (31.7)
vs. Alabama	30 (62.5)	18 (37.5)	-	16	21	11	31 (64.6)	17 (35.4)
at Georgia	19 (38.0)	31 (62.0)	17	13	20	0	46 (94.0)	4 (8.0)
vs. Ole Miss	18 (30.5)	41 (59.5)	7	10	35	7	47 (79.7)	12 (20.3)
at Kentucky	37 (60.7)	24 (29.3)	8	27	22	4	56 (91.8)	5 (8.2)
at Mississippi State	26 (35.6)	47 (64.4)	20	21	19	13	60 (82.2)	13 (17.8)
vs. Vanderbilt	18 (25.7)	52 (74.3)	18	15	16	21	67 (95.7)	3 (4.3)
at Alabama	24 (37.5)	40 (62.5)	10	9	29	16	57 (89.1)	7 (10.9)
at South Carolina	27 (50.9)	26 (49.1)	2	12	30	9	41 (77.4)	12 (22.6)
vs. LSU	28 (43.1)	37 (56.9)	7	23	16	19	60 (92.3)	5 (7.7)
vs. Mississippi State	32 (37.6)	53 (62.4)	21	24	22	18	80 (94.1)	5 (5.9)
at Texas A&M	26 (48.1)	28 (51.9)	15	11	20	8	46 (85.2)	8 (14.8)
at Missouri	34 (35.8)	61 (64.2)	21	12	45	17	85 (89.4)	10 (10.6)

Comparison Statistics (Auburn/Opponent)

Opponent	1st	2nd	Score	Mar	Total FG	FG Pct	3-Pointers	3FG Pct	Free Throws	FT Pct	Reb.	Mar	Assist	TO	Bk	Stl	Fouls
Wofford	35/24	49/58	84-82	+2	30-65/26-64	.462/.406	4-16/13-30	.250/.433	20-30/17-20	.667/.850	47/34	+13	15/13	14/15	2/3	12/6	19/26
Old Dominion	39/41	38/48	77-89	(12)	26-60/32-54	.433/.593	8-19/14-28	.421/.500	17-28/11-18	.607/.611	34/28	+6	9/16	14/15	2/3	9/7	19/21
UAB	40/41	35/39	75-80	(5)	30-60/26-53	.500/.491	3-15/10-23	.200/.435	12-17/18-21	.706/.857	37/27	+10	11/15	20/17	4/3	11/8	20/12
St. Joseph's	32/29	34/33	66-62	+4	21-58/24-54	.362/.444	5-14/4-15	.357/.267	19-30/10-15	.633/.667	40/34	+6	14/15	10/14	1/5	8/5	14/20
Middle Tenn.	19/40	31/33	50-73	(23)	18-53/26-60	.340/.433	4-20/10-29	.200/.345	10-18/11-21	.556/.524	29/36	(7)	8/12	23/16	1/3	8/12	22/14
Dayton	24/37	39/26	76-74	+2	26-64/28-63	.406/.444	6-23/9-25	.261/.360	18-26/9-14	.692/.643	33/35	(2)	6/15	13/20	2/2	14/5	22/20
Drake	42/44	40/39	82-83	(1)	28-62/32-61	.452/.525	13-29/7-25	.448/.280	13-16/12-13	.813/.923	29/24	+5	15/20	20/19	2/0	11/10	14/15
South Alabama	37/32	45/30	82-62	+20	32-60/25-59	.533/.424	12-24/10-31	.500/.323	6-12/2-4	.500/.500	36/30	+6	16/12	13/15	3/0	7/4	13/7
TCU	31/44	34/36	65-80	(15)	24-67/25-67	.358/.373	3-25/7-26	.120/.269	14-19/23-33	.737/.697	42/49	(7)	14/18	19/16	3/4	11/9	25/16
Beth.-Cookman	36/31	38/25	74-56	+18	30-59/19-56	.508/.339	8-25/5-24	.320/.208	6-7/13-24	.857/.542	43/26	+17	14/7	19/11	4/0	6/9	22/8
Jacksonville St.	27/18	35/35	62-53	+9	22-55/16-47	.400/.340	5-19/13-31	.263/.419	13-16/8-9	.813/.889	36/30	+6	8/13	21/27	2/2	14/8	12/14
Vanderbilt	18/47	37/30	55-77	(22)	17-60/31-52	.283/.596	3-23/1-3	.130/.333	18-23/14-22	.783/.636	30/39	(9)	10/21	27/29	1/2	17/13	20/19
Arkansas	27/44	43/42	70-86	(16)	27-66/32-62	.409/.516	9-26/12-27	.346/.444	7-13/10-11	.538/.909	35/36	(1)	16/16	19/18	1/1	11/13	15/12
Florida	31/42	32/41	63-83	(20)	24-61/32-52	.393/.615	7-29/10-17	.241/.588	8-11/9-11	.727/.818	29/30	(1)	12/13	16/17	1/1	13/12	16/8
Alabama	26/33	22/42	48-75	(27)	19-69/28-54	.275/.519	6-26/11-29	.231/.379	4-7/8-10	.571/.800	38/39	(1)	11/21	13/17	2/4	11/5	12/14
Georgia	29/25	21/36	50-61	(11)	15-53/25-58	.283/.431	2-12/4-23	.167/.174	18-25/7-11	.720/.636	35/41	(6)	5/16	17/18	2/10	12/11	15/20
Ole Miss	21/20	38/23	59-43	+16	20-66/17-62	.303/.274	7-27/7-29	.259/.241	12-15/2-4	.800/.500	55/37	+18	11/9	17/18	1/1	12/12	9/13
Kentucky	28/44	33/24	61-68	(7)	25-55/24-56	.455/.429	4-16/11-28	.250/.393	7-12/9-12	.583/.750	36/29	+7	15/16	26/20	2/3	8/12	15/16
Mississippi State	40/33	33/45	73-78	(5)	27-55/32-58	.491/.442	6-12/3-9	.500/.333	13-18/11-17	.722/.647	34/27	+7	9/16	24/18	2/0	13/12	21/19
Vanderbilt	33/28	37/34	70-62	+8	24-62/27-55	.387/.491	4-21/1-7	.190/.143	18-20/7-12	.900/.583	32/34	(2)	13/17	15/22	2/0	15/12	14/18
Alabama	28/28	36/40	64-68	(4)	22-61/22-54	.361/.407	6-20/7-23	.300/.304	14-20/17-19	.700/.895	34/41	(7)	9/15	7/11	0/2	6/3	18/18
South Carolina	23/42	30/37	53-79	(26)	22-65/29/59	.338/.492	7-14/10-19	.500/.526	2-4/11-16	.500/.688	34/39	(5)	12/18	15/11	3/8	6/9	15/6
LSU	33/22	31/38	65-60	+5	23-47/21-59	.489/.356	8-16/3-9	.500/.333	11-15/15-22	.733/.682	31/36	(5)	15/11	22/16	4/0	10/8	21/17
Mississippi State	46/35	33/44	85-92	(7)	24-56/36-65	.429/.554	9-19/3-11	.474/.273	28-31/17-22	.903/.773	26/38	(12)	16/13	22/21	4/5	15/10	17/23
Texas A&M	32/44	22/40	54-84	(30)	22-57/37-64	.386/.578	8-25/8-15	.320/.533	2-3/2-3	.667/.667	21/43	(22)	14/29	12/11	2/5	6/4	8/6
Missouri	39/37	56/45	95-82	+13	35-59/28-59	.593/.475	9-23/11-30	.391/.367	16-22/15-22	.727/.682	35/25	+10	14/20	22/20	3/1	13/14	20/18

Game-by-Game Leaders

	Points	Rebounds	Assists	Steals	Blocked Shots
Wofford	25-Unique Thompson	13-Unique Thompson	4-White/Hughes	3-Annie Hughes	1-Moore/Howard
Old Dominion	17-Daisa Alexander	10-Unique Thompson	2-(three plays)	4-Daisa Alexander	1-Jackson/Howard
at UAB	24-Unique Thompson	19-Unique Thompson	3-Hughes/Howard	4-Daisa Alexander	2-Unique Thompson
St. Joseph's	18-Lauren Hansen	12-Unique Thompson	5-Unique Thompson	4-Lauren Hansen	1-Kiyae' White
Middle Tennessee	15-Unique Thompson	10-Unique Thompson	3-Sania Wells	3-Alexander/Howard	1-Erin Howard
Dayton	22-Daisa Alexander	11-Unique Thompson	3-Daisa Alexander	4-Brooke Moore	1-White/Thompson
Drake	24-Alexander/Hansen	11-Unique Thompson	4-Alexander/Hansen	4-Unique Thompson	2-Erin Howard
at South Alabama	20-Brooke Moore	10-Unique Thompson	4-Lauren Hansen	4-Erin Howard	1-(three players)
at TCU	31-Unique Thompson	15-Unique Thompson	4-Alexander/Rob.-Nwagwu	3-White/Howard	2-Erin Howard
Bethune-Cookman	16-Unique Thompson	13-Unique Thompson	3-Hansen/Rob.-Nwagwu	4-Unique Thompson	2-Robyn Benton
Jacksonville State	20-Unique Thompson	10-Unique Thompson	2-Moore/Hansen	3-(three players)	1-Thompson/Howard
at Vanderbilt	17-Brooke Moore	10-Unique Thompson	4-Daisa Alexander	4-Robyn Benton	1-Kiyae' White
Arkansas	19-Alexander/Moore	13-Unique Thompson	6-Unique Thompson	4-Robyn Benton	1-Unique Thompson
Florida	14-Brooke Moore	10-Unique Thompson	3-Hansen/Rob.-Nwagwu	4-Erin Howard	1-Robyn Benton
Alabama	16-Unique Thompson	14-Unique Thompson	4-Lauren Hansen	3-Robyn Benton	2-Erin Howard
at Georgia	17-Daisa Alexander	11-Unique Thompson	2-Unique Thompson	3-Benton/Alexander	1-Benton/White
Ole Miss	17-Robyn Benton	13-Unique Thompson	3-Alexander/Benton	3-Lauren Hansen	1-Daisa Alexander
at Kentucky	27-Unique Thompson	15-Unique Thompson	7-Daisa Alexander	3-Unique Thompson	1-Thompson/White
at Mississippi State	21-Unique Thompson	11-Unique Thompson	2-(three players)	6-Robyn Benton	1-Thompson/White
Vanderbilt	18-Alexander/Hansen	12-Unique Thompson	4-Daisa Alexander	6-Robyn Benton	1-Thompson/Howard
at Alabama	15-Erin Howard	12-Unique Thompson	6-Daisa Alexander	2-Thompson/Howard	(none)
at South Carolina	15-Robyn Benton	8-Unique Thompson	3-(three players)	2-Robyn Benton	3-Erin Howard
LSU	23-Unique Thompson	6-(three players)	10-Daisa Alexander	4-Robyn Benton	1-(four players)
Mississippi State	24-Unique Thompson	11-Unique Thompson	6-Daisa Alexander	5-Daisa Alexander	2-Robyn Benton
at Texas A&M	15-Daisa Alexander	8-Unique Thompson	4-Daisa Alexander	1-(six players)	1-Howard/Benton
at Missouri	23-Robyn Benton	14-Unique Thompson	6-Daisa Alexander	4-Robyn Benton	2-Erin Howard

2019-20 Starting Lineups

	Point Guard (1)	Wing (2)	Wing (3)	Wing (4)	Post (5)
Wofford	Daisa Alexander	Brooke Moore	Annie Hughes	Kiyae' White	Unique Thompson
Old Dominion	Daisa Alexander	Brooke Moore	Annie Hughes	Kiyae' White	Unique Thompson
at UAB	Lauren Hansen	Brooke Moore	Daisa Alexander	Annie Hughes	Unique Thompson
St. Joseph's	Lauren Hansen	Brooke Moore	Daisa Alexander	Kiyae' White	Unique Thompson
vs Middle Tennessee	Lauren Hansen	Brooke Moore	Daisa Alexander	Kiyae' White	Unique Thompson
vs Dayton	Lauren Hansen	Brooke Moore	Daisa Alexander	Kiyae' White	Unique Thompson
vs Drake	Lauren Hansen	Brooke Moore	Daisa Alexander	Kiyae' White	Unique Thompson
at South Alabama	Lauren Hansen	Brooke Moore	Daisa Alexander	Kiyae' White	Unique Thompson
at TCU	Lauren Hansen	Brooke Moore	Daisa Alexander	Kiyae' White	Unique Thompson
Bethune-Cookman	Lauren Hansen	Annie Hughes	Daisa Alexander	Kiyae' White	Unique Thompson
Jacksonville State	Lauren Hansen	Brooke Moore	Daisa Alexander	Kiyae' White	Unique Thompson
at Vanderbilt	Lauren Hansen	Brooke Moore	Daisa Alexander	Kiyae' White	Unique Thompson
Arkansas	Daisa Alexander	Brooke Moore	Annie Hughes	Erin Howard	Unique Thompson
Florida	Lauren Hansen	Brooke Moore	Annie Hughes	Erin Howard	Unique Thompson
Alabama	Lauren Hansen	Brooke Moore	Annie Hughes	Erin Howard	Unique Thompson
at Georgia	Daisa Alexander	Brooke Moore	Robyn Benton	Erin Howard	Unique Thompson
Ole Miss	Daisa Alexander	Brooke Moore	Robyn Benton	Erin Howard	Unique Thompson
at Kentucky	Daisa Alexander	Brooke Moore	Robyn Benton	Erin Howard	Unique Thompson
at Mississippi State	Daisa Alexander	Lauren Hansen	Robyn Benton	Erin Howard	Unique Thompson
Vanderbilt	Daisa Alexander	Lauren Hansen	Robyn Benton	Erin Howard	Unique Thompson
at Alabama	Daisa Alexander	Lauren Hansen	Robyn Benton	Erin Howard	Unique Thompson
at South Carolina	Daisa Alexander	Lauren Hansen	Robyn Benton	Erin Howard	Unique Thompson
LSU	Daisa Alexander	Lauren Hansen	Robyn Benton	Erin Howard	Unique Thompson
Mississippi State	Daisa Alexander	Lauren Hansen	Robyn Benton	Erin Howard	Unique Thompson
at Texas A&M	Daisa Alexander	Lauren Hansen	Robyn Benton	Erin Howard	Unique Thompson
at Missouri	Daisa Alexander	Lauren Hansen	Robyn Benton	Erin Howard	Unique Thompson

Record by Starting Lineup

Alexander, Moore, Hughes, White, Thompson	1-1 (.500)
Hansen, Moore, Alexander, Hughes, Thompson	0-1 (.000)
Hansen, Moore, Alexander, White, Thompson	4-4 (.500)
Hansen, Hughes, Alexander, White, Thompson	1-0 (1.000)
Alexander, Moore, Hughes, Howard, Thompson	0-1 (.000)
Hansen, Moore, Hughes, Howard, Thompson	0-2 (.000)
Alexander, Moore, Benton, Howard, Thompson	1-2 (.333)
Alexander, Hansen, Benton, Howard, Thompson	3-5 (.375)



Terri

WILLIAMS-FLOURNOY

Head Coach

Seventh Season at Auburn • 15th as a Head Coach • 27th Season in coaching

Hampton, Va. • Penn State, 1991

• *Has taken her teams to postseason appearances in nine of the last 11 years, including six NCAA Tournament appearances*

- *Led Auburn to 19 or more wins in four of her first seven years*
- *Has had six players selected to All-SEC teams*
- *Auburn has forced an average of 20.0+ turnovers per game under Coach Flo*
- *Led Auburn to the postseason in five of seven seasons, advancing to WNIT Quarterfinals in 2013 and Third Round in 2014, along with NCAA Tournament in 2016, 2017 and 2019*
- *Won her 100th game at Auburn on Feb. 8, 2018, defeating LSU 70-62*
- *Picked up her 200th career head coaching victory Dec. 5, 2015 at home vs. East Carolina*
- *Won 250th career game at Xavier (La.) on Nov. 28, 2018*
- *Recorded her 400th career win as a collegiate coach in Auburn's 68-58 win over Hofstra on Dec. 9, 2012*
- *Won her 500th game as a collegiate coach with victory over Louisiana-Lafayette on Nov. 25,*

2018

- *Picked up first SEC win in 50-47 win over #23 Arkansas in 2013*
- *Earned second win over ranked opponent at Auburn and snapped 21-game skid to #16 Vanderbilt with 68-62 win in Nashville on Feb. 13, 2014*
- *Picked up first top-10 win with a 66-61 victory over #7 Kentucky on Jan. 3, 2016*
- *Has 276 wins as a head coach and 251 as an assistant for a .612 winning percentage over 28 years as a collegiate coach*
- *Has been part of six conference championships and 21 post-season appearances as an assistant and head coach*
- *2010 Black Coaches Association Coach of the Year*
- *Served as an assistant coach for Team USA that won a gold medal at the 2011 World University Games in Shenzhen, China*
- *Coached teams to 15 NCAA Tournament appearances, nine as an assistant and six as a head coach*
- *Has coached 24 players that have gone on to the professional ranks, including seven in the WNBA*
- *As an assistant, helped coach Georgia to an NCAA Final Four appearance and two NCAA Elite Eight appearances*
- *Coached three Georgetown players to three all-conference honors and one All-America award*
- *Has a 615-372 record in 31 seasons as a head coach, assistant coach and player*
- *Helped coach Georgetown to a Big East title in 1992*
- *As an assistant coach at Southwest Missouri State, helped the team to two straight NCAA Tournaments and two consecutive Missouri Valley Conference Tournament titles*

All-time record as player and coach:	616-372 (.624)	32 seasons
Record as collegiate player:	88-36 (.709)	4 seasons
Record as collegiate coach:	528-336 (.611)	28 seasons
Record as collegiate assistant coach:	251-118 (.683)	12 seasons
Record as collegiate head coach:	277-221 (.556)	16 seasons
Record as Auburn head coach:	134-117 (.534)	8 seasons

Williams-FLOURNOY Year-by-Year

Penn State, Player (1987-91)

Year	Record	Conf.	Other Information
1987-88	20-13	11-7	NCAA Second Round
1988-89	14-14	12-6	
1989-90	25-7	15-3	NCAA Second Round
1990-91	29-2	17-1	NCAA Second Round

Georgetown, Assistant Coach (1992-96)

Year	Record	Conf.	Other Information
1992-93	23-7	15-3	Big East Champions NCAA Sweet 16
1993-94	12-15	6-12	
1994-95	11-17	6-12	
1995-96	12-15	7-11	

Georgia, Assistant Coach (1996-2002)

Year	Record	Conf.	Other Information
1996-97	25-6	11-1	SEC Champions NCAA Elite Eight
1997-98	17-11	8-6	NCAA First Round
1998-99	27-7	9-5	NCAA Final Four
1999-2000	32-4	13-1	SEC Champions NCAA Elite Eight
2000-01	27-6	11-3	SEC Tournament Champions NCAA Second Round
2001-02	19-11	6-8	NCAA First Round

Southwest Missouri State, Assistant Coach (2002-04)

Year	Record	Conf.	Other Information
2002-03	18-13	11-7	MVC Tournament Champions NCAA First Round
2003-04	28-4	16-2	Missouri Valley Champions MVC Tournament Champions NCAA First Round

Georgetown, Head Coach (2004-12)

Year	Record	Conf.	Other Information
2004-05	12-16	7-9	
2005-06	10-17	3-13	
2006-07	13-16	3-13	
2007-08	15-14	5-11	
2008-09	20-14	7-9	WNIT Quarterfinals
2009-10	26-7	13-3	NCAA Second Round
2010-11	24-11	9-7	NCAA Sweet 16
2011-12	23-9	11-5	NCAA Second Round

Auburn, Head Coach (2012-present)

Year	Record	Conf.	Other Information
2012-13	19-15	5-11	WNIT Quarterfinals
2013-14	19-15	7-9	WNIT Third Round
2014-15	13-18	3-13	
2015-16	20-13	8-8	NCAA Second Round
2016-17	17-15	7-9	NCAA First Round
2017-18	14-15	5-11	
2018-19	22-10	9-7	NCAA First Round
2019-20	10-16	4-11	



Daisa ALEXANDER

#0

Senior • Guard • 5-8

Decatur, Ga.

****2018 SEC All-Defensive Team****

Southwest DeKalb HS

Named to 2019-20 Preseason All-SEC Second Team (coaches)

- Set Auburn record hitting 12-of-12 free throws vs. Mississippi State (2/20); finished with 21 points
- Dished out career-high 10 assists in win over LSU (2/16)
- Missed the Florida and Alabama games with ankle injury suffered vs. Arkansas (1/5); returned with 17 points vs Georgia (1/19)
- Scored 1,000th career point vs. Jacksonville State (12/28); 34th Auburn player to reach that milestone
- Opened season with 22-point, 6-rebound performance in win over Wofford (11/6)
- Auburn's leading returning scorer, averaged 12.6 points/game in 2018-19
- Top 2 in steals in SEC last two years; led league with 2.8/game in '18; 2nd in SEC with 2.3/game in '19
- Scored career-high 25 points on 9-14 shooting at Indiana while playing just 20 minutes off the bench (12/3); 12 points in 4th quarter

SEASON HIGHS

Points	24	vs. Drake	12/1/19
Rebounds	10	vs. Ole Miss	1/23/20
Assists	10	vs. LSU	2/16/20
Blocks	1	vs. Ole Miss	1/23/20
Steals	5	vs. Mississippi State	2/20/20
Field Goals	9	2x; last vs. Dayton	11/30/19
Field Goal Attempts	18	at Mississippi State	1/30/20
3-Point Field Goals	4	2x; last at Mississippi State	1/30/20
3-Point FG Attempts	9	vs. Drake	12/1/19
Free Throws	12	vs. Mississippi State	2/20/20
Free Throw Attempts	14	vs. Wofford	11/6/19

Opponent	Start	Min.	FG-A	3PT-A	FT-A	0-D-T	PF	Ast.	TO	Blk.	St.	Pts.
WOFFORD	*	33	6-12	1-3	9-14	1-5-6	3	2	3	0	2	22
OLD DOMINION	*	29	5-16	2-5	5-6	1-3-4	4	2	3	0	4	17
at UAB	*	30	9-14	2-3	0-1	0-2-2	4	1	2	0	4	20
ST. JOSEPH'S	*	33	3-13	0-1	2-4	0-2-2	2	3	0	0	2	8
vs Middle Tennessee	*	24	2-6	0-0	2-2	1-1-2	2	0	2	0	3	6
vs. Dayton	*	33	9-17	1-5	3-3	1-2-3	4	3	2	0	3	22
vs. Drake	*	31	7-17	4-9	6-6	1-2-3	1	4	3	0	3	24
at South Alabama	*	26	6-10	2-4	0-0	2-2-4	2	1	0	0	0	14
at TCU	*	21	3-11	0-5	0-0	0-2-2	5	4	1	0	2	6
BETHUNE-COOKMAN	*	28	5-10	1-5	0-0	0-4-4	3	2	2	0	1	11
JACKSONVILLE ST.	*	30	5-10	0-2	0-0	0-6-6	1	2	3	0	1	10
at Vanderbilt	*	26	0-7	0-4	2-2	2-3-5	2	4	1	0	1	2
ARKANSAS	*	23	7-12	3-5	2-2	0-1-1	3	1	3	0	2	19
FLORIDA						--DNP-Injured--						
ALABAMA						--DNP-Injured--						
at Georgia	*	33	6-14	0-1	5-8	1-2-3	1	1	4	0	3	17
OLE MISS	*	33	2-10	1-4	2-3	3-7-10	1	3	3	1	2	7
at Kentucky	*	33	4-14	0-3	0-0	1-2-3	2	7	6	0	1	8
at Mississippi State	*	36	8-18	4-6	0-0	0-4-4	4	1	2	0	2	20
VANDERBILT	*	38	5-14	1-6	7-7	0-0-0	2	4	5	0	3	18
at Alabama	*	38	5-14	0-5	0-0	0-4-4	2	6	1	0	1	10
at South Carolina	*	28	1-8	0-0	0-0	1-2-3	3	3	5	0	1	2
LSU	*	34	1-8	0-1	5-6	1-5-6	2	10	6	0	1	7
MISSISSIPPI STATE	*	33	4-11	1-3	12-12	0-0-0	3	6	5	0	5	21
at Texas A&M	*	30	6-14	2-5	1-1	0-1-1	0	4	2	0	1	15
at Missouri	*	29	7-9	1-3	6-8	0-1-1	4	6	5	0	3	21
TENNESSEE												

CAREER HIGHS

Points	25	at Indiana	12/3/17
Rebounds	10	vs. Ole Miss	1/23/20
Assists	10	vs. LSU	2/16/20
Blocks	2	at Kentucky	2/1/18
Steals	7	at LSU	1/18/18
Field Goals	9	7x; last vs. Dayton	11/30/19
Field Goal Attempts	23	at Tennessee	1/4/18
3-Point Field Goals	4	5x; last at Mississippi State	1/30/20
3-Point FG Attempts	11	vs. BYU	3/23/19
Free Throws	12	vs. Mississippi State	2/20/20
Free Throw Attempts	14	vs. Wofford	11/6/19

ALEXANDER'S CAREER STATISTICS

Season	gp-gs	min/avg	Total		3-Point		F-Throws		Rebounds				Scoring							
			fg-fga	pct	fg-fga	pct	ft-fta	pct	off	def	tot	avg	pf	fo	ast	to	blk	stl	pts	avg
2016-17	20-0	113/5.7	9-37	.243	1-10	.100	7-10	.700	9	8	17	0.9	18	0	1	10	0	9	26	1.3
2017-18	29-12	746/25.7	157-403	.390	41-122	.336	57-77	.740	17	59	76	2.6	73	0	39	79	3	80	412	14.2
2018-19	32-32	892/27.9	148-380	.389	60-166	.361	48-70	.686	22	79	101	3.2	73	2	56	57	3	74	404	12.6
2019-20	24-24	730/30.4	116-289	.401	26-88	.295	69-85	.812	16	63	79	3.3	60	1	78	71	1	53	327	13.6
TOTAL	105-68	2481/23.6	430-1109	.388	128-386	.332	181-242	.748	64	209	273	2.6	224	3	174	217	7	216	1169	11.1



Robyn BENTON

#1

Sophomore • Guard • 5-9

Conyers, Ga.

2019 SEC All-Freshman Team

Greater Atlanta Christian HS

• 2019 SEC All-Freshman Team

- Scored career-high 23 points to lead Auburn to 95-82 win at Missouri (2/27)
- Leads SEC with 3.1 steals/game in conference play; had career-high 6 steals at Mississippi State (1/30) and vs. Vanderbilt (2/2)
- Had then-career high 17 points, 6 rebounds and 3 assists in second career start vs. Ole Miss (1/23)
- Career-high 7 rebounds, 8-8 FT and scored 14 points at Alabama (2/9)
- Made first career start at Georgia (1/19); finished 12 points and 5 rebounds, along with 3 steals
- Since entering starting lineup at Georgia, averaging 13.4 points and 3.0 steals in 7 games
- Made game-winning shot + free throw with 8.6 seconds left to finish off 20-point comeback win at Vanderbilt (1/17); named SEC Freshman/Week
- Sister of former Tennessee football player Inky Johnson

SEASON HIGHS

Points	23	at Missouri	2/27/20
Rebounds	7	at Alabama	2/9/20
Assists	3	4x; last vs. Vanderbilt	2/2/20
Blocks	2	vs. Mississippi State	2/20/20
Steals	6	2x; last vs. Vanderbilt	2/2/20
Field Goals	7	at Missouri	2/27/20
Field Goal Attempts	17	at South Carolina	2/13/20
3-Point Field Goals	3	2x; last at Missouri	2/27/20
3-Point FG Attempts	8	vs. Ole Miss	1/23/20
Free Throws	8	at Alabama	2/9/20
Free Throw Attempts	8	at Alabama	2/9/20

Opponent	Start	Min.	FG-A	3PT-A	FT-A	O-D-T	PF	Ast.	TO	Blk.	St.	Pts.
WOFFORD						--DNP-Injured--						
OLD DOMINION						--DNP-Injured--						
at UAB						--DNP-Injured--						
ST. JOSEPH'S						--DNP-Injured--						
vs Middle Tennessee						--DNP-Injured--						
vs. Dayton						--DNP-Injured--						
vs. Drake						--DNP-Injured--						
at South Alabama						--DNP-Injured--						
at TCU						--DNP-Injured--						
BETHUNE-COOKMAN	15		4-7	2-4	0-0	1-0-1	1	1	0	2	1	10
JACKSONVILLE ST.	18		2-5	0-1	0-0	1-1-2	1	1	0	0	1	4
at Vanderbilt	20		0-5	0-0	0-0	1-0-1	1	0	3	0	4	0
ARKANSAS	20		2-7	1-2	1-2	1-0-1	2	3	1	0	4	6
FLORIDA	24		1-6	0-3	0-0	0-1-1	2	3	1	1	3	2
ALABAMA	24		3-9	2-6	1-2	4-0-4	1	0	2	0	3	9
at Georgia	* 33		4-9	2-4	2-2	2-3-5	4	1	1	1	3	12
OLE MISS	* 30		5-13	3-8	4-4	4-2-6	1	3	1	0	2	17
at Kentucky	* 27		4-9	1-2	0-0	1-1-2	4	1	2	0	1	9
at Mississippi State	* 31		5-10	1-2	3-4	1-1-2	3	1	5	0	6	14
VANDERBILT	* 33		5-14	1-5	2-2	4-2-6	4	3	2	0	6	13
at Alabama	* 34		3-10	0-4	8-8	4-3-7	4	0	1	0	1	14
at South Carolina	* 23		6-17	2-3	1-1	4-0-4	2	2	1	0	2	15
LSU	* 28		4-11	2-6	1-2	1-1-2	4	1	5	1	4	11
MISSISSIPPI STATE	* 38		3-15	2-6	6-6	2-1-3	1	2	0	2	2	14
at Texas A&M	* 29		2-9	1-6	0-0	1-0-1	1	1	1	1	1	5
at Missouri	* 32		7-14	3-7	6-6	1-1-2	3	1	3	1	4	23
TENNESSEE												

CAREER HIGHS

Points	23	at Missouri	2/27/20
Rebounds	7	at Alabama	2/9/20
Assists	3	6x; last vs. Vanderbilt	2/2/20
Blocks	2	vs. Bethune-Cookman	12/15/19
Steals	6	2x; last vs. Vanderbilt	2/2/20
Field Goals	7	at Missouri	2/27/20
Field Goal Attempts	17	at South Carolina	2/13/20
3-Point Field Goals	5	at Elon	12/22/18
3-Point FG Attempts	8	2x; last vs. Ole Miss	1/23/20
Free Throws	8	at Alabama	2/9/20
Free Throw Attempts	8	at Alabama	2/9/20

BENTON'S CAREER STATISTICS

Season	gp-gs	min/avg	Total		3-Point		F-Throws			Rebounds				Scoring						
			fg-fga	pct	fg-fga	pct	ft-fta	pct	off	def	tot	avg	pf	fo	ast	to	blk	stl	pts	avg
2018-19	32-0	457/14.3	64-167	.383	35-94	.372	24-34	.706	16	26	42	1.3	41	0	18	15	3	34	187	5.8
2019-20	17-11	448/26.4	60-170	.353	23-69	.333	35-39	.897	33	17	50	2.9	39	0	24	29	9	48	178	10.5
TOTAL	49-11	905/18.5	124-337	.368	58-163	.356	59-73	.808	49	43	92	1.9	80	0	42	44	12	82	365	7.4



Sania WELLS

#2

Freshman • Guard • 5-7

Moss Point, Miss.

East Central HS

- Scored season-high 8 points in career-high 21 minutes at Mississippi State (1/30)
- Scored 5 points on 2-5 shooting at South Carolina (2/13)
- Made collegiate debut at UAB; scored 4 points while playing 17 minutes
- Missed first two games with injury
- Ranked as No. 27 point guard nationally by ESPN HoopGurlz
- USA Today All-Mississippi team
- Averaged 27 points, 5 rebounds, 4 steals as a HS senior

SEASON/CAREER HIGHS

Points	8	at Mississippi State	1/30/20
Rebounds	3	3x; last at Alabama	2/9/20
Assists	3	vs. Middle Tenn.	11/29/19
Blocks			
Steals	2	vs. Alabama	1/12/20
Field Goals	3	at Mississippi State	1/30/20
Field Goal Attempts	6	at Mississippi State	1/30/20
3-Point Field Goals	1	3x; last at South Carolina	2/13/20
3-Point FG Attempts	3	vs. Alabama	1/12/20
Free Throws	2	3x; last at Mississippi State	1/30/20
Free Throw Attempts	4	at Mississippi State	1/30/20

Opponent	Start	Min.	FG-A	3PT-A	FT-A	O-D-T	PF	Ast.	TO	Blk.	St.	Pts.
WOFFORD						--DNP-Injured--						
OLD DOMINION						--DNP-Injured--						
at UAB	17		1-4	0-1	2-2	0-0-0	2	0	2	0	0	4
ST. JOSEPH'S	5		0-2	0-0	0-0	0-3-3	1	0	1	0	0	0
vs Middle Tennessee	13		1-1	0-0	1-2	0-1-1	2	3	1	0	0	3
vs. Dayton	4		0-0	0-0	0-0	0-0-0	1	0	0	0	1	0
vs. Drake	4		0-0	0-0	2-2	0-0-0	0	1	0	0	0	2
at South Alabama	3		0-1	0-0	0-0	0-1-1	0	2	0	0	0	0
at TCU	1		0-0	0-0	0-0	0-0-0	0	0	0	0	0	0
BETHUNE-COOKMAN	6		0-1	0-1	0-0	0-0-0	0	0	1	0	0	0
JACKSONVILLE ST.	3		0-0	0-0	0-0	0-0-0	0	0	1	0	0	0
at Vanderbilt						--DNP--						
ARKANSAS	1		0-0	0-0	0-0	0-0-0	0	1	0	0	0	0
FLORIDA	6		2-3	0-1	0-0	1-1-2	2	0	0	0	0	4
ALABAMA	10		1-3	1-3	0-0	1-0-1	0	1	0	0	2	3
at Georgia	3		0-0	0-0	0-0	0-0-0	0	0	0	0	0	0
OLE MISS	3		0-1	0-0	0-0	0-0-0	0	0	1	0	0	0
at Kentucky						--DNP--						
at Mississippi State	21		3-6	0-1	2-4	1-2-3	3	1	1	0	0	8
VANDERBILT	10		0-2	0-0	0-0	0-0-0	1	0	1	0	0	0
at Alabama	12		1-4	1-2	1-2	1-2-3	4	0	0	0	0	4
at South Carolina	17		2-5	1-1	0-0	0-2-2	1	0	2	0	0	5
LSU	5		0-1	0-1	0-0	0-1-1	2	0	0	0	0	0
MISSISSIPPI STATE	9		0-1	0-0	0-0	0-0-0	1	0	1	0	0	0
at Texas A&M	11		1-2	0-0	0-0	1-0-1	2	0	1	0	1	2
at Missouri	14		1-2	0-1	0-0	0-0-0	1	0	1	0	1	2
TENNESSEE												

WELLS' CAREER STATISTICS

Season	gp-gs	min/avg	Total		3-Point		F-Throws		Rebounds				Scoring							
			fg-fga	pct	fg-fga	pct	ft-fta	pct	off	def	tot	avg	pf	fo	ast	to	blk	stl	pts	avg
2019-20	22-0	180/8.2	13-39	.333	3-12	.250	8-12	.667	5	13	18	0.8	23	0	9	14	0	5	37	1.7
TOTAL	22-0	180/8.2	13-39	.333	3-12	.250	8-12	.667	5	13	18	0.8	23	0	9	14	0	5	37	1.7



Annie HUGHES

#3

Freshman • Guard • 5-9

Dutton, Ala.

Pisgah HS

- Scored 10 points and led Auburn with 4 assists & 3 steals in collegiate debut vs. Wofford (11/6)
- Had SEC-best 8 points on 4-6 shooting in win at Missouri (2/27)
- Was the third true freshman to start her first game under Williams-Flournoy (Unique Thompson in 2017, Katie Frerking in 2013)
- 2019 Alabama Miss Basketball, first to attend Auburn since Whitney Boddie in 2005
- Led Pisgah HS to 65-2 record and back-to-back 3A state titles in 2018 and 2019
- Averaged 21.4 points, 7.0 rebounds, 4.2 assists and 3.5 steals as a high school senior
- All-state first team in 2018 and 2019
- Also helped Pisgah HS to 2019 state softball championship

SEASON/CAREER HIGHS

Points	12 vs. Old Dominion	11/14/19
Rebounds	7 vs. Bethune-Cookman	12/15/19
Assists	4 vs. Wofford	11/6/19
Blocks		
Steals	3 vs. Wofford	11/6/19
Field Goals	5 vs. Old Dominion	11/14/19
Field Goal Attempts	7 vs. Old Dominion	11/14/19
3-Point Field Goals	1 11x; last vs. Mississippi State	2/20/20
3-Point FG Attempts	4 vs. Alabama	1/12/20
Free Throws	2 vs. Middle Tenn.	11/29/19
Free Throw Attempts	4 vs. Middle Tenn.	11/29/19

Opponent	Start	Min.	FG-A	3PT-A	FT-A	O-D-T	PF	Ast.	TO	Blk.	St.	Pts.
WOFFORD	*	30	4-5	1-1	1-1	2-0-2	3	4	0	0	3	10
OLD DOMINION	*	35	5-7	1-1	1-2	3-1-4	1	1	0	0	2	12
at UAB	*	29	1-4	0-1	0-0	0-1-1	3	3	0	0	1	2
ST. JOSEPH'S		18	2-4	1-2	0-0	1-3-4	1	0	0	0	0	5
vs Middle Tennessee		20	0-4	0-2	2-4	0-3-3	2	0	1	0	0	2
vs. Dayton		18	1-3	0-2	0-0	0-0-0	2	0	0	0	0	2
vs. Drake		11	2-3	1-1	0-0	0-0-0	0	0	3	0	0	5
at South Alabama		16	2-3	0-0	0-0	1-0-1	0	0	0	0	1	4
at TCU		22	0-4	0-2	0-0	2-0-2	1	2	1	0	0	0
BETHUNE-COOKMAN	*	31	2-5	1-3	0-0	4-3-7	2	2	2	0	0	5
JACKSONVILLE ST.		13	0-0	0-0	0-0	1-0-1	2	1	2	0	0	0
at Vanderbilt		14	0-3	0-1	1-2	2-0-2	2	0	0	0	1	1
ARKANSAS	*	19	1-6	0-1	0-0	1-1-2	1	0	1	0	0	2
FLORIDA	*	18	1-3	1-3	0-0	0-0-0	1	0	0	0	0	3
ALABAMA	*	20	2-5	1-4	0-0	1-2-3	0	0	1	0	1	5
at Georgia		6	0-0	0-0	0-0	0-0-0	3	0	1	0	1	0
OLE MISS		6	0-2	0-2	0-0	0-1-1	0	0	1	0	0	0
at Kentucky		12	1-1	0-0	0-0	0-0-0	0	1	1	0	1	2
at Mississippi State		9	1-1	0-0	0-0	0-0-0	0	0	1	0	0	2
VANDERBILT		7	1-3	1-2	0-0	0-0-0	0	0	1	0	0	3
at Alabama		6	1-3	1-1	0-0	0-0-0	0	0	0	0	0	3
at South Carolina		17	0-1	0-0	1-2	0-0-0	1	0	1	0	0	1
LSU		14	1-1	1-1	0-0	0-1-1	0	0	0	0	0	3
MISSISSIPPI STATE		7	1-1	1-1	0-0	0-0-0	0	1	0	0	0	3
at Texas A&M		11	0-1	0-0	0-0	0-0-0	1	1	1	0	0	0
at Missouri		11	4-6	0-1	0-0	0-1-1	0	0	1	0	2	8
TENNESSEE												

HUGHES' CAREER STATISTICS

Season	gp-gs	min/avg	Total		3-Point		F-Throws			Rebounds				Scoring						
			fg-fga	pct	fg-fga	pct	ft-fga	pct	off	def	tot	avg	pf	fo	ast	to	blk	stl	pts	avg
2019-20	26-7	434/16.7	33-79	.418	11-32	.344	6-11	.545	18	17	35	1.3	26	0	16	19	0	13	83	3.2
TOTAL	26-7	434/16.7	33-79	.418	11-32	.344	6-11	.545	18	17	35	1.3	26	0	16	19	0	13	83	3.2



Brooke MOORE

#5

Sophomore • Guard • 5-7

Atlanta, Ga.

Henry County HS

- Season-high 20 points on 7-12 FT (4-6 3FG) at South Alabama (12/4)
- Scored 15 points while playing career-high 35 minutes in first career start vs. Wofford (11/6); matched 15-point effort vs. ODU (11/14)
- Started career 21-for-21 at the free-throw line; is 31-40 this season
- Played in 25 games as a freshman; averaged 5.2 points in 12.0 minutes/game
- Led Auburn with career-high 23 points, hit five 3-pointers in win over Alabama State (12/29); also made half-court shot at halftime; named SEC Freshman of the Week
- Scored 14 points and hit 4 3-pointers in win at Elon (12/22); helped set single-game 3-point record for 2nd time in less than a month
- Georgia Class AAAA Player of the Year as a senior; 3-time AJC Player of the Year

SEASON HIGHS

Points	20	at South Alabama	12/4/19
Rebounds	4	2x; last vs. Ole Miss	1/23/20
Assists	3	at South Alabama	12/4/19
Blocks	1	vs. Wofford	11/6/19
Steals	4	vs. Dayton	11/30/19
Field Goals	8	vs. Arkansas	1/5/20
Field Goal Attempts	17	vs. Dayton	11/30/19
3-Point Field Goals	4	at South Alabama	12/4/19
3-Point FG Attempts	10	vs. Middle Tenn.	11/29/19
Free Throws	7	2x; last at Vanderbilt	1/2/20
Free Throw Attempts	10	at Vanderbilt	1/2/20

Opponent	Start	Min.	FG-A	3PT-A	FT-A	O-D-T	PF	Ast.	TO	Blk.	St.	Pts.
WOFFORD	*	35	6-16	1-7	2-2	1-1-2	1	1	1	1	2	15
OLD DOMINION	*	24	3-9	2-6	7-7	1-0-1	0	2	2	0	2	15
at UAB	*	23	3-8	0-4	2-2	0-1-1	2	1	1	0	1	8
ST. JOSEPH'S	*	19	0-8	0-4	1-4	2-2-4	2	2	1	0	0	1
vs Middle Tennessee	*	30	4-11	3-10	0-0	0-2-2	2	1	5	0	0	11
vs. Dayton	*	39	7-17	3-8	1-2	0-0-0	3	0	4	0	4	18
vs. Drake	*	25	2-10	1-4	0-0	3-0-3	2	2	5	0	1	5
at South Alabama	*	30	7-12	4-6	2-2	0-1-1	2	3	2	0	1	20
at TCU	*	27	3-12	1-6	1-1	2-0-2	4	0	2	0	0	8
BETHUNE-COOKMAN						--DNP-Illness--						
JACKSONVILLE ST.	*	26	2-8	1-5	6-6	1-1-2	2	2	2	0	3	11
at Vanderbilt	*	29	5-14	0-5	7-10	0-0-0	0	0	6	0	0	17
ARKANSAS	*	26	8-15	3-8	0-2	0-0-0	2	0	2	0	1	19
FLORIDA	*	32	6-12	2-6	0-0	0-1-1	0	1	3	0	1	14
ALABAMA	*	23	0-8	0-3	0-0	0-1-1	0	0	1	0	1	0
at Georgia	*	28	0-8	0-2	2-2	1-2-3	1	1	2	0	1	2
OLE MISS	*	23	4-12	2-4	0-0	3-1-4	0	1	0	0	2	10
at Kentucky	*	22	1-7	1-4	0-0	0-2-2	0	0	2	0	0	3
at Mississippi State						--DNP-Injured--						
VANDERBILT						--DNP-Injured--						
at Alabama						--DNP-Injured--						
at South Carolina						--DNP-Injured--						
LSU						--DNP-Injured--						
MISSISSIPPI STATE						--DNP-Injured--						
at Texas A&M						--DNP--						
at Missouri		2	0-0	0-0	0-0	0-0-0	0	0	0	0	0	0
TENNESSEE												

CAREER HIGHS

Points	23	vs. Alabama State	12/29/18
Rebounds	4	3x; last vs. Ole Miss	1/23/20
Assists	3	3x; last at South Alabama	12/4/19
Blocks	1	vs. Mississippi State	1/14/19
Steals	4	vs. Dayton	11/30/19
Field Goals	8	vs. Arkansas	1/5/20
Field Goal Attempts	17	vs. Dayton	11/30/19
3-Point Field Goals	5	vs. Alabama State	12/29/18
3-Point FG Attempts	13	vs. Alabama State	12/29/18
Free Throws	7	2x; last at Vanderbilt	1/2/20
Free Throw Attempts	10	at Vanderbilt	1/2/20

MOORE'S CAREER STATISTICS

Season	gp-gs	min/avg	Total		3-Point		F-Throws			Rebounds				Scoring						
			fg-fga	pct	fg-fga	pct	ft-fta	pct	off	def	tot	avg	pf	fo	ast	to	blk	stl	pts	avg
2018-19	25-0	299/12.0	45-147	.306	31-105	.295	10-10	1.000	7	19	26	1.0	15	0	10	19	1	11	131	5.2
2019-20	18-17	466/25.9	61-187	.326	24-92	.261	31-40	.775	14	15	29	1.6	23	0	17	42	1	20	177	9.8
TOTAL	43-17	765/17.8	106-334	.317	55-197	.279	41-50	.820	21	34	55	1.3	38	0	27	61	2	31	308	7.2



Kiyae' WHITE

#10

Redshirt Sophomore • Forward • 6-2

Macungie, Pa.

Emmaus HS

- Career-high 12 points, including 6-8 on FTs, in win over St. Joseph's (11/24)
- Made first career start vs. Wofford (11/6); pulled down career-high 11 rebounds in just 17 minutes
- Played in 29 games as a redshirt freshman; averaging 6.9 minutes/game
- Made first collegiate appearance vs. Grambling (11/6/18); had 3 points, 4 rebounds in 12 minutes of action
- Redshirted 2017-18 season due to injury
- Ranked as No. 20 forward nationally out of high school
- Three brothers all played football at West Virginia; brother, Kevin White, plays for Chicago Bears

SEASON HIGHS

Points	12	vs. St. Joseph's	11/24/19
Rebounds	11	vs. Wofford	11/6/19
Assists	4	vs. Wofford	11/6/19
Blocks	1	8x; last at Mississippi State	1/30/20
Steals	3	at TCU	12/7/19
Field Goals	3	2x; last at South Carolina	2/13/20
Field Goal Attempts	7	vs. Middle Tenn.	11/29/19
3-Point Field Goals	0		
3-Point FG Attempts	0		
Free Throws	6	vs. St. Joseph's	11/24/19
Free Throw Attempts	8	vs. St. Joseph's	11/24/19

Opponent	Start	Min.	FG-A	3PT-A	FT-A	O-D-T	PF	Ast.	TO	Blk.	St.	Pts.
WOFFORD	*	17	1-4	0-0	0-2	2-9-11	1	4	2	0	1	2
OLD DOMINION	*	20	2-4	0-0	1-3	1-3-4	3	0	0	0	0	5
at UAB		10	1-1	0-0	1-2	3-1-4	2	0	3	1	0	3
ST. JOSEPH'S	*	26	3-4	0-0	6-8	0-3-3	2	1	0	1	1	12
vs Middle Tennessee	*	23	2-7	0-0	1-2	1-1-2	2	0	1	0	0	5
vs. Dayton	*	19	0-3	0-0	1-2	2-5-7	2	0	0	1	1	1
vs. Drake	*	16	2-2	0-0	2-2	1-2-3	3	0	1	0	0	6
at South Alabama	*	19	1-3	0-0	1-2	3-5-8	2	1	1	1	1	3
at TCU	*	12	1-3	0-0	0-2	1-3-4	4	0	0	0	3	2
BETHUNE-COOKMAN	*	14	1-1	0-0	2-2	1-5-6	3	0	4	1	0	4
JACKSONVILLE ST.	*	19	1-2	0-0	1-2	2-6-8	1	1	1	0	2	3
at Vanderbilt	*	22	1-2	0-0	0-1	3-1-4	4	1	3	1	2	2
ARKANSAS		18	1-3	0-0	2-4	3-3-6	1	0	2	0	0	4
FLORIDA		18	2-3	0-0	4-6	1-6-7	1	0	0	0	0	8
ALABAMA		17	2-2	0-0	1-2	1-1-2	2	1	1	0	0	5
at Georgia		15	2-3	0-0	0-0	0-1-1	1	0	2	0	1	4
OLE MISS		25	2-3	0-0	1-2	3-6-9	2	0	0	0	1	5
at Kentucky		17	0-0	0-0	1-4	1-5-6	2	1	2	1	1	1
at Mississippi State		22	1-1	0-0	1-2	1-4-5	4	0	2	1	1	3
VANDERBILT		12	0-0	0-0	0-0	0-1-1	1	0	1	0	0	0
at Alabama		12	0-0	0-0	0-0	0-2-2	2	0	0	0	0	0
at South Carolina		17	3-6	0-1	0-0	3-2-5	3	0	1	0	1	6
LSU		12	1-1	0-0	0-0	0-2-2	3	0	1	1	1	2
MISSISSIPPI STATE		23	0-0	0-0	0-2	0-5-5	2	3	2	0	2	0
at Texas A&M		15	3-4	0-0	0-0	2-1-3	1	0	0	0	0	6
at Missouri		12	0-0	0-0	0-0	1-4-5	3	0	2	0	0	0
TENNESSEE												

CAREER HIGHS

Points	12	vs. St. Joseph's	11/24/19
Rebounds	11	vs. Wofford	11/6/19
Assists	4	vs. Wofford	11/6/19
Blocks	1	8x; last at Mississippi State	1/30/20
Steals	3	at TCU	12/7/19
Field Goals	3	2x; last at South Carolina	2/13/20
Field Goal Attempts	7	vs. Middle Tenn.	11/29/19
3-Point Field Goals	0		
3-Point FG Attempts	0		
Free Throws	6	vs. St. Joseph's	11/24/19
Free Throw Attempts	8	vs. St. Joseph's	11/24/19

WHITE'S CAREER STATISTICS

Season	gp-gs	min/avg	Total		3-Point		F-Throws		Rebounds					Scoring						
			fg-fga	pct	fg-fga	pct	ft-fga	pct	off	def	tot	avg	pf	fo	ast	to	blk	stl	pts	avg
2018-19	29-0	199/6.9	15-39	.385	0-0	.000	8-14	.571	23	28	51	1.8	27	0	9	10	1	2	38	1.3
2019-20	26-11	449/17.3	33-62	.532	0-1	.000	26-52	.500	36	87	123	4.7	57	0	14	31	10	19	92	3.5
TOTAL	55-11	648/11.8	48-101	.475	0-1	.000	34-66	.515	59	115	174	3.2	84	0	23	41	11	21	130	2.4



Lauren HANSEN

#13

Freshman • Guard • 5-8

Setauket, N.Y.

Ward Melville HS

- Career-high 24 points, 7-14 3FG vs. Drake (12/1); most 3-pointers by Auburn player since 1/1/2017 (Brandy Montgomery vs. Florida)
- Had SEC-best 18 points on 6-12 shooting and 5-5 FT in win over Vanderbilt (2/2)
- Scored 18 points in second collegiate start vs. St. Joseph's; was 4-6 on 3FG and led team with 4 steals
- Made collegiate debut vs. Old Dominion (11/14); scored 7 points and added one assist and one steal
- Missed season's first game vs. Wofford with injury
- Ranked as No. 71 prospect nationally and No. 20 guard by ESPN
- USA Today First-Team All-State in New York as a senior
- All-conference and all-state selection at Ward Melville HS

SEASON/CAREER HIGHS

Points	24 vs. Drake	12/1/19
Rebounds	6 vs. Dayton	11/30/19
Assists	4 3x; last vs. Alabama	1/12/20
Blocks		
Steals	4 vs. St. Joseph's	11/24/19
Field Goals	8 vs. Drake	12/1/19
Field Goal Attempts	15 vs. Drake	12/1/19
3-Point Field Goals	7 vs. Drake	12/1/19
3-Point FG Attempts	14 vs. Drake	12/1/19
Free Throws	5 vs. Vanderbilt	2/2/20
Free Throw Attempts	5 vs. Vanderbilt	2/2/20

Opponent	Start	Min.	FG-A	3PT-A	FT-A	O-D-T	PF	Ast.	TO	Blk.	St.	Pts.
WOFFORD						--DNP-Injured--						
OLD DOMINION		21	3-7	1-3	0-0	0-0-0	5	1	4	0	1	7
at UAB	*	22	1-7	0-2	1-2	1-0-1	3	1	5	0	1	3
ST. JOSEPH'S	*	35	6-10	4-6	2-2	0-1-1	2	2	3	0	4	18
vs Middle Tennessee	*	12	0-0	0-0	0-0	0-0-0	5	0	5	0	1	0
vs. Dayton	*	28	2-11	2-7	2-2	2-4-6	3	1	2	0	1	8
vs. Drake	*	32	8-15	7-14	1-2	0-3-3	2	4	2	0	1	24
at South Alabama	*	26	4-12	2-7	0-0	0-1-1	1	4	1	0	0	10
at TCU	*	29	2-11	2-8	2-2	0-2-2	3	1	4	0	1	8
BETHUNE-COOKMAN	*	23	4-11	2-6	0-0	0-0-0	5	3	5	0	0	10
JACKSONVILLE ST.	*	26	2-9	2-7	0-0	0-2-2	1	2	3	0	1	6
at Vanderbilt	*	17	0-5	0-5	2-2	0-0-0	2	1	4	0	0	2
ARKANSAS		20	3-8	1-4	0-0	0-0-0	1	2	3	0	0	7
FLORIDA	*	24	3-8	1-5	0-0	1-1-2	2	2	5	0	1	7
ALABAMA	*	28	1-7	1-4	0-0	0-2-2	3	4	4	0	0	3
at Georgia		14	0-2	0-1	0-0	0-3-3	0	0	2	0	1	0
OLE MISS		17	3-8	1-5	0-0	0-1-1	2	1	3	0	3	7
at Kentucky		18	1-4	0-2	0-0	0-1-1	2	0	1	0	0	2
at Mississippi State	*	19	1-2	1-1	0-0	0-1-1	2	2	2	0	1	3
VANDERBILT	*	29	6-12	1-4	5-5	0-1-1	1	2	3	0	2	18
at Alabama	*	28	3-6	1-3	2-3	0-1-1	0	1	0	0	0	9
at South Carolina	*	24	1-5	1-3	0-0	0-1-1	0	1	1	0	0	3
LSU	*	32	5-8	4-6	2-2	0-1-1	1	0	3	0	0	16
MISSISSIPPI STATE	*	36	5-10	3-6	0-0	0-1-1	3	1	3	0	2	13
at Texas A&M	*	29	2-9	2-8	0-0	0-0-0	0	2	1	0	0	6
at Missouri	*	20	3-6	1-3	0-0	0-3-3	2	2	1	0	0	7
TENNESSEE												

HANSEN'S CAREER STATISTICS

Season	gp-gs	min/avg	Total		3-Point		F-Throws		Rebounds				Scoring							
			fg-fga	pct	fg-fga	pct	ft-fta	pct	off	def	tot	avg	pf	fo	ast	to	blk	stl	pts	avg
2019-20	25-20	607/24.3	69-193	.358	40-120	.333	19-22	.864	4	30	34	1.4	51	3	40	70	0	21	197	7.9
TOTAL	25-20	607/24.3	69-193	.358	40-120	.333	19-22	.864	4	30	34	1.4	51	3	40	70	0	21	197	7.9



Unique THOMPSON

#20

Junior • Forward • 6-3

Theodore, Ala.

****2018 SEC All-Freshman Team****

Faith Academy

• **Named to 2019-20 Preseason All-SEC Second Team (media & coaches)**

• **Two-time SEC Player of the Week (11/25; 12/30)**

• **Tied for NCAA lead with 21 double-doubles this season; has 41 career double-doubles, 1st in Auburn history**

• **4th in NCAA, 1st in SEC in offensive rebounds per game (4.7); 7th in NCAA, 2nd in SEC in total rebounds (11.6)**

• **4th in SEC in scoring (16.6 ppg)**

• **Scored 1,000th career point at Kentucky (1/27); had 27 points, 15 rebounds in that game**

• **Had a streak of 13 consecutive double-doubles from March 23 (vs. BYU, NCAA Tournament) to Jan. 2 (at Vanderbilt), 2nd-longest in Auburn history**

• **Scored career-high 31 points at TCU along with 15 rebounds; first 30-15 game for Auburn since 2008 (DeWanna Bonner, 30/16 vs. Geo. Washington)**

• **Averaged a double-double in 2018-19 with 12.2 points, 10.3 rebounds; 5th player in Auburn history to do so, first since DeWanna Bonner in 2008**

SEASON HIGHS

Points	31	at TCU	12/7/19
Rebounds	19	at UAB	11/21/19
Assists	6	vs. Arkansas	1/5/20
Blocks	2	at UAB	11/21/19
Steals	4	2x; last vs. Beth.-Cookman	12/15/19
Field Goals	12	at TCU	12/7/19
Field Goal Attempts	21	vs. Alabama	1/12/20
3-Point Field Goals			
3-Point FG Attempts			
Free Throws	10	vs. Dayton	11/30/19
Free Throw Attempts	12	vs. Dayton	11/30/19

CAREER HIGHS

Points	31	at TCU	12/7/19
Rebounds	19	3x; last at UAB	11/21/19
Assists	6	vs. Arkansas	1/5/20
Blocks	6	vs. Louisiana Tech	11/19/17
Steals	4	5x; last vs. Beth.-Cookman	12/15/19
Field Goals	12	at TCU	12/7/19
Field Goal Attempts	21	vs. Alabama	1/12/20
3-Point Field Goals			
3-Point FG Attempts			
Free Throws	10	at Ole Miss	1/31/19
Free Throw Attempts	12	at Ole Miss	1/31/19

Opponent	Start	Min.	FG-A	3PT-A	FT-A	O-D-T	PF	Ast.	TO	Blk.	St.	Pts.
WOFFORD	*	31	9-13	0-0	7-9	6-7-13	3	1	3	0	2	25
OLD DOMINION	*	30	5-6	0-0	3-8	7-3-10	2	2	2	0	0	13
at UAB	*	32	9-12	0-0	6-8	10-9-19	2	1	2	2	2	24
ST. JOSEPH'S	*	34	5-10	0-0	7-10	7-5-12	2	5	4	0	1	17
vs Middle Tennessee	*	28	6-9	0-0	3-4	6-4-10	2	0	4	0	0	15
vs. Dayton	*	37	5-9	0-0	10-15	3-8-11	3	1	5	1	2	20
vs. Drake	*	32	5-9	0-0	2-3	2-9-11	2	1	4	0	4	12
at South Alabama	*	32	7-7	0-0	1-4	3-7-10	1	1	2	1	0	15
at TCU	*	34	12-18	0-0	7-8	7-8-15	1	1	4	1	2	31
BETHUNE-COOKMAN	*	31	7-10	0-0	2-3	5-8-13	4	2	1	0	4	16
JACKSONVILLE ST.	*	30	7-13	0-0	6-8	6-4-10	2	1	5	1	3	20
at Vanderbilt	*	30	5-10	0-0	4-4	1-9-10	3	2	1	0	3	14
ARKANSAS	*	30	2-4	0-0	2-3	4-9-13	3	6	5	1	2	6
FLORIDA	*	28	4-8	0-0	2-2	7-3-10	3	2	2	0	1	10
ALABAMA	*	31	8-21	0-0	0-1	5-9-14	2	0	2	0	1	16
at Georgia	*	38	2-9	0-0	9-13	4-7-11	1	2	1	0	1	13
OLE MISS	*	27	3-10	0-0	4-4	5-8-13	1	1	2	0	0	10
at Kentucky	*	37	11-14	0-0	5-7	9-6-15	1	1	4	1	3	27
at Mississippi State	*	37	7-12	0-0	7-8	4-7-11	3	2	4	1	2	21
VANDERBILT	*	35	6-9	0-0	3-4	4-8-12	3	3	1	1	1	15
at Alabama	*	38	3-12	0-0	3-5	5-7-12	2	1	4	0	2	9
at South Carolina	*	33	6-11	0-0	0-1	4-4-8	1	3	0	0	1	12
LSU	*	33	10-13	0-0	3-5	1-5-6	3	2	3	1	2	23
MISSISSIPPI STATE	*	38	8-13	0-0	8-9	2-9-11	3	1	2	1	2	24
at Texas A&M	*	34	5-11	0-0	1-2	3-5-8	0	2	4	0	1	11
at Missouri	*	35	5-8	0-0	2-2	3-11-14	2	1	2	0	1	12
TENNESSEE												

THOMPSON'S CAREER STATISTICS

Season	gp-gs	min/avg	Total		3-Point		F-Throws		Rebounds				Scoring							
			fg-fga	pct	fg-fga	pct	ft-fga	pct	off	def	tot	avg	pf	fo	ast	to	blk	stl	pts	avg
2017-18	27-27	811/30.0	131-271	.483	0-0	.000	49-87	.563	112	115	227	8.4	63	0	28	66	21	32	311	11.5
2018-19	32-32	996/31.1	153-272	.563	0-0	.000	83-136	.610	143	187	330	10.3	71	1	35	63	20	57	389	12.2
2019-20	26-26	852/32.8	162-281	.577	0-0	.000	107-150	.713	123	179	302	11.6	55	0	45	74	12	43	431	16.6
TOTAL	85-85	2659/31.3	446-824	.541	0-0	.000	239-373	.641	378	481	859	10.1	189	1	108	203	53	132	1131	13.3



Erin HOWARD

#24

Sophomore • Guard/Forward • 6-1

Madison, Wis.

Madison East HS

- Scored career-high 22 points on 8-13 FG (4-8 3FG) in win at Missouri (2/27)
- Matched career-high with 3 blocked shots at South Carolina (2/13); also hit three 3-pointers, scored 9 points
- Had then-career best 14 points, 4 steals along with 6 rebounds in win at South Alabama; hit career-high 4 3-pointers (12/4)
- Game-tying tip-in at fourth quarter buzzer to force overtime vs. Dayton (11/30)
- Started 17 games, appeared in 29 as a freshman; averaged 3.5 points, 2.9 rebounds in 20.1 minutes/game
- Made first collegiate start vs. Tennessee (1/3); scored career-high 11 points in 33 minutes
- Hit record-setting 14th Auburn 3-pointer in win at Elon (12/22)
- First Auburn women's basketball player from state of Wisconsin

SEASON HIGHS

Points	22	at Missouri	2/27/20
Rebounds	7	3x; last vs. Arkansas	1/5/20
Assists	3	2x; last at Kentucky	1/27/20
Blocks	3	at South Carolina	2/13/20
Steals	4	2x; last vs. Florida	1/9/20
Field Goals	8	at Missouri	2/27/20
Field Goal Attempts	13	at Missouri	2/27/20
3-Point Field Goals	4	2x; last at Missouri	2/27/20
3-Point FG Attempts	8	3x; last at Missouri	2/27/20
Free Throws	2	4x; last at Missouri	2/27/20
Free Throw Attempts	4	at Missouri	2/27/20

Opponent	Start	Min.	FG-A	3PT-A	FT-A	O-D-T	PF	Ast.	TO	Blk.	St.	Pts.
WOFFORD		18	0-3	0-3	0-0	2-1-3	3	0	0	1	1	0
OLD DOMINION		18	2-5	2-4	0-0	0-3-3	2	1	1	1	0	6
at UAB		29	4-9	1-4	0-0	2-5-7	1	3	2	0	2	9
ST. JOSEPH'S		18	0-2	0-1	0-0	1-2-3	0	0	0	0	0	0
vs Middle Tennessee		28	3-11	1-8	0-0	0-6-6	1	2	0	1	3	7
vs. Dayton		34	2-3	0-1	1-2	2-4-6	1	0	0	0	1	5
vs. Drake		30	1-4	0-1	0-1	1-4-5	1	0	2	2	1	2
at South Alabama		26	5-10	4-7	0-0	1-5-6	1	2	1	1	4	14
at TCU		33	3-8	0-4	1-2	1-3-4	2	2	3	2	3	7
BETHUNE-COOKMAN		27	4-9	2-6	2-2	2-5-7	4	1	3	0	0	12
JACKSONVILLE ST.		22	1-5	1-3	0-0	0-0-0	1	0	0	1	0	3
at Vanderbilt		23	4-11	3-8	2-2	0-4-4	4	0	1	0	3	13
ARKANSAS	*	26	2-9	0-5	0-0	2-5-7	1	0	1	0	2	4
FLORIDA	*	32	3-6	3-6	0-0	0-0-0	2	1	1	0	4	9
ALABAMA	*	25	2-7	1-3	2-2	2-2-4	3	2	0	2	1	7
at Georgia	*	22	1-7	0-4	0-0	1-3-4	4	0	2	0	0	2
OLE MISS	*	29	1-6	0-4	1-2	1-4-5	2	1	3	0	2	3
at Kentucky	*	28	3-6	2-5	1-1	2-4-6	4	3	4	0	1	9
at Mississippi State	*	20	1-4	0-2	0-0	2-2-4	1	2	3	0	1	2
VANDERBILT	*	33	1-8	0-4	1-2	2-4-6	2	0	0	1	2	3
at Alabama	*	31	6-12	3-5	0-2	3-1-4	3	1	1	0	2	15
at South Carolina	*	28	3-8	3-6	0-0	1-3-4	3	0	2	3	0	9
LSU	*	36	1-3	1-1	0-0	0-6-6	4	1	2	1	2	3
MISSISSIPPI STATE	*	29	2-4	2-3	2-2	1-2-3	4	0	4	1	1	8
at Texas A&M	*	29	3-6	3-6	0-0	1-3-4	3	3	0	1	1	9
at Missouri	*	34	8-13	4-8	2-4	0-2-2	4	2	3	2	0	22
TENNESSEE												

CAREER HIGHS

Points	22	at Missouri	2/27/20
Rebounds	8	at Arkansas	2/10/19
Assists	5	at Alabama	1/10/19
Blocks	3	2x; last at South Carolina	2/13/20
Steals	4	at South Alabama	12/4/19
Field Goals	8	at Missouri	2/27/20
Field Goal Attempts	13	2x; last at Missouri	2/27/20
3-Point Field Goals	4	2x; last at Missouri	2/27/20
3-Point FG Attempts	9	vs. Alabama State	12/29/18
Free Throws	2	5x; last at Missouri	2/27/20
Free Throw Attempts	4	at Missouri	2/27/20

HOWARD'S CAREER STATISTICS

Season	gp-gs	min/avg	Total		3-Point		F-Throws		Rebounds				Scoring							
			fg-fga	pct	fg-fga	pct	ft-fga	pct	off	def	tot	avg	pf	fo	ast	to	blk	stl	pts	avg
2018-19	31-17	624/20.1	42-128	.328	20-79	.253	5-6	.833	26	64	90	2.9	55	0	36	25	17	27	109	3.5
2019-20	26-14	706/27.2	66-179	.369	36-112	.321	15-24	.625	30	83	113	4.3	61	0	27	39	20	37	183	7.0
TOTAL	57-31	1330/23.3	108-307	.352	56-191	.293	20-30	.667	56	147	203	3.6	116	0	63	64	37	64	292	5.1



Morgan ROBINSON-NWAGWU

#30

Freshman • Guard • 5-8

Norcross, Ga.

Norcross HS

- Matched season-high with 6 points; also had 3 assists, 3 rebounds, 2 steals vs. Florida (1/9)
- Season-high 6 points along with 3 assists vs. Bethune-Cookman (12/15)
- Recorded 2 rebounds, 2 assists in collegiate debut vs. Wofford (11/6)
- Ranked as No. 28 guard nationally by ESPN
- Named first-team all-state and first-team all-metro by Atlanta Journal-Constitution
- Region 7A Player of the Year and All-Gwinnett County first team
- Averaged 15.3 points, 7.1 rebounds, 4.6 assists, 4.1 steals and 1.1 blocks as high school junior

SEASON/CAREER HIGHS

Points	6	2x; last vs. Florida	1/9/20
Rebounds	4	2x; last vs. Alabama	1/12/20
Assists	4	at TCU	12/7/19
Blocks	1	2x; last vs. Beth.-Cookman	12/15/19
Steals	3	at Vanderbilt	1/2/20
Field Goals	3	vs. Bethune-Cookman	12/15/19
Field Goal Attempts	12	vs. Florida	1/9/20
3-Point Field Goals	1	2x; last vs. Arkansas	1/5/20
3-Point FG Attempts	5	vs. Florida	1/9/20
Free Throws	3	at TCU	12/7/19
Free Throw Attempts	4	3x; last at TCU	12/7/19

Opponent	Start	Min.	FG-A	3PT-A	FT-A	O-D-T	PF	Ast.	TO	Blk.	St.	Pts.
WOFFORD		13	0-4	0-0	0-0	0-2-2	1	2	3	0	1	0
OLD DOMINION		7	0-4	0-0	0-0	2-2-4	0	0	2	0	0	0
at UAB		6	1-1	0-0	0-0	0-0-0	1	1	2	1	0	2
ST. JOSEPH'S		10	1-4	0-0	0-0	1-1-2	2	1	0	0	0	2
vs Middle Tennessee		18	0-4	0-0	1-4	0-3-3	2	2	4	0	1	1
vs. Dayton		13	0-1	0-0	0-0	0-0-0	3	1	0	0	1	0
vs. Drake		17	1-2	0-0	0-0	1-0-1	2	3	0	0	1	2
at South Alabama		19	0-2	0-0	2-4	0-1-1	3	2	4	0	0	2
at TCU		18	0-0	0-0	3-4	0-3-3	5	4	4	0	0	3
BETHUNE-COOKMAN		22	3-5	0-0	0-0	1-0-1	0	3	0	1	0	6
JACKSONVILLE ST.		14	1-2	1-1	0-0	0-1-1	1	0	3	0	1	3
at Vanderbilt		19	2-3	0-0	0-0	1-1-2	2	2	5	0	3	4
ARKANSAS		13	1-2	1-1	0-0	1-0-1	1	3	1	0	0	3
FLORIDA		18	2-12	0-5	2-3	2-1-3	3	3	3	0	2	6
ALABAMA		16	0-7	0-3	0-0	1-3-4	0	2	0	0	1	0
at Georgia		7	0-1	0-0	0-0	0-1-1	0	0	0	0	1	0
OLE MISS		7	0-1	0-0	0-0	0-1-1	0	1	2	0	0	0
at Kentucky		7	0-0	0-0	0-0	0-0-0	1	1	1	0	0	0
at Mississippi State		4	0-1	0-0	0-0	0-0-0	1	0	1	0	0	0
VANDERBILT		2	0-0	0-0	0-0	0-0-0	0	0	1	0	1	0
at Alabama		2	0-0	0-0	0-0	0-0-0	1	0	0	0	0	0
at South Carolina		11	0-4	0-0	0-0	1-0-1	0	3	1	0	1	0
LSU		6	0-1	0-0	0-0	0-2-2	2	1	2	0	0	0
MISSISSIPPI STATE		12	1-1	0-0	0-0	0-0-0	0	2	4	0	1	2
at Texas A&M		10	0-1	0-0	0-0	0-1-1	0	1	0	0	1	0
at Missouri		11	0-1	0-0	0-2	1-2-3	1	2	2	0	2	0
TENNESSEE												

ROBINSON-NWAGWU'S CAREER STATISTICS

Season	gp-gs	min/avg	Total		3-Point		F-Throws		Rebounds					Scoring						
			fg-fga	pct	fg-fga	pct	ft-fta	pct	off	def	tot	avg	pf	fo	ast	to	blk	stl	pts	avg
2019-20	26-0	299/11.5	13-64	.203	2-10	.200	8-17	.471	12	25	37	1.4	32	1	41	45	2	18	36	1.4
TOTAL	26-0	299/11.5	13-64	.203	2-10	.200	8-17	.471	12	25	37	1.4	32	1	41	45	2	18	36	1.4



Natalie KELLY

#35

Sophomore • Forward • 6-3

Albany, La.

Albany HS

- Scored career-high 3 points vs. St. Joseph's (11/24); made only shot attempt
- Has made both shots attempted so far this season (11/24 vs. SJU; 12/28 vs. JSU)
- Appeared in 12 games as a freshman
- Made first collegiate field goal vs. Louisiana-Lafayette (11/25)
- Made first SEC appearance at Missouri (1/27)
- Ranked as No. 38 post player in nation out of high school, according to ESPN HoopGurlz
- Averaged 17.1 points, 12.1 rebounds, 3.3 steals as high school senior
- Set school record for single-season rebounds with 379 as a junior

SEASON HIGHS

Points	3	vs. St. Joseph's	11/24/19
Rebounds	2	at TCU	12/7/19
Assists			
Blocks			
Steals	1	2x; last vs. Alabama	1/12/20
Field Goals	1	2x; last vs. Jacksonville St.	12/28/19
Field Goal Attempts	1	2x; last vs. Jacksonville St.	12/28/19
3-Point Field Goals			
3-Point FG Attempts			
Free Throws	1	vs. St. Joseph's	11/24/19
Free Throw Attempts	2	vs. St. Joseph's	11/24/19

Opponent	Start	Min.	FG-A	3PT-A	FT-A	O-D-T	PF	Ast.	TO	Blk.	St.	Pts.
WOFFORD		6	0-0	0-0	0-0	0-0-0	0	0	0	0	0	0
OLD DOMINION						--DNP--						
at UAB						--DNP--						
ST. JOSEPH'S	3		1-1	0-0	1-2	0-0-0	0	0	0	0	0	3
vs Middle Tennessee	4		0-0	0-0	0-0	0-0-0	2	0	0	0	0	0
vs. Dayton						--DNP--						
vs. Drake	2		0-0	0-0	0-0	0-0-0	1	0	0	0	0	0
at South Alabama	3		0-0	0-0	0-0	0-1-1	1	0	0	0	0	0
at TCU	4		0-0	0-0	0-0	0-2-2	0	0	0	0	0	0
BETHUNE-COOKMAN	3		0-0	0-0	0-0	0-1-1	0	0	0	0	0	0
JACKSONVILLE ST.	1		1-1	0-0	0-0	1-0-1	0	0	0	0	0	2
at Vanderbilt	1		0-0	0-0	0-0	0-0-0	0	0	0	0	0	0
ARKANSAS	2		0-0	0-0	0-0	0-0-0	0	0	0	0	0	0
FLORIDA	1		0-0	0-0	0-0	1-0-1	0	0	1	0	1	0
ALABAMA	6		0-0	0-0	0-0	0-0-0	1	0	1	0	1	0
at Georgia						--DNP--						
OLE MISS						--DNP--						
at Kentucky						--DNP--						
at Mississippi State	2		0-0	0-0	0-0	0-0-0	0	0	0	0	0	0
VANDERBILT						--DNP--						
at Alabama						--DNP--						
at South Carolina	2		0-0	0-0	0-0	0-1-1	1	0	0	0	0	0
LSU						--DNP--						
MISSISSIPPI STATE						--DNP--						
at Texas A&M	2		0-0	0-0	0-0	0-0-0	0	0	0	0	0	0
at Missouri						--DNP--						
TENNESSEE						--DNP--						

SEASON/CAREER HIGHS

Points	3	vs. St. Joseph's	11/24/19
Rebounds	3	2x; last vs. Alabama State	12/29/18
Assists			
Blocks			
Steals	1	2x; last vs. Alabama State	12/29/18
Field Goals	1	3x; last vs. Florida	1/9/20
Field Goal Attempts	1	2x; last vs. St. Joseph's	11/24/19
Field Goal Attempts	2	vs. UL-Lafayette	11/25/18
3-Point Field Goals			
3-Point FG Attempts			
Free Throws	1	4x; last vs. St. Joseph's	11/24/19
Free Throw Attempts	2	5x; last vs. St. Joseph's	11/24/19

KELLY'S CAREER STATISTICS

Season	gp-gs	min/avg	Total		3-Point		F-Throws		Rebounds				Scoring							
			fg-fga	pct	fg-fga	pct	ft-fta	pct	off	def	tot	avg	pf	fo	ast	to	blk	stl	pts	avg
2018-19	12-0	49/4.1	1-5	.200	0-0	.000	3-8	.375	6	4	10	0.8	4	0	0	8	2	2	5	0.4
2019-20	15-0	43/2.9	2-2	1.000	0-0	.000	1-2	.500	2	5	7	0.5	6	0	0	2	0	2	5	0.3
TOTAL	27-0	92/3.4	3-7	.429	0-0	.000	4-10	.400	8	9	17	0.6	10	0	0	10	2	4	10	0.4

Game 7: Dec. 1, 2019
Drake 83, Auburn 82
Hertz Arena
Estero, Fla.

Official Basketball Box Score -- Game Totals -- Final Statistics
Drake vs Auburn
12/1/19 1:30 pm at Estero, Fla. (Hertz Arena)

Drake 83 • 6-2
Player stats for Drake including FG, 3-PT, FT, Rebounds, PF, TP, A, TO, Bk, Stl, Min.

Auburn 82 • 3-4
Player stats for Auburn including FG, 3-PT, FT, Rebounds, PF, TP, A, TO, Bk, Stl, Min.

Officials: Brian Hall, Tiara Cruise, Kylie Galloway
Technical fouls: Drake-None, Auburn-None.
Attendance: 457
Score by periods: 1st 2nd 3rd 4th Total
Drake 26 18 18 21 83
Auburn 18 24 24 16 82

Last FG - DU 4th-02:18, AU 4th-02:02.
Largest lead - DU by 11 1st-03:24, AU by 11 3rd-01:29.
DU led for 22:44, AU led for 13:26, Game was tied for 03:41.

Game 8: Dec. 4, 2019
Auburn 82, South Alabama 62
Mitchell Center
Mobile, Ala.

Official Basketball Box Score -- Game Totals -- Final Statistics
Auburn vs South Alabama
12/04/19 7:00 pm at Mitchell Center, Mobile, Ala.

Auburn 82 • 4-4
Player stats for Auburn including FG, 3-PT, FT, Rebounds, PF, TP, A, TO, Bk, Stl, Min.

South Alabama 62 • 3-5
Player stats for South Alabama including FG, 3-PT, FT, Rebounds, PF, TP, A, TO, Bk, Stl, Min.

Officials: Katie Lukanich,Eric Baker,Stacy Jefferson
Technical fouls: Auburn-None, South Alabama-None.
Attendance: 1106
Score by periods: 1st 2nd 3rd 4th Total
Auburn 19 18 19 26 82
South Alabama 15 17 17 13 62

Last FG - Auburn 4th-01:01, USA 4th-00:12.
Largest lead - Auburn by 26 4th-03:02, USA by 2 3rd-04:46.
USA led for 39:38, Auburn led for 00:32, Game was tied for 00:20.

Game 9: Dec. 7, 2019
TCU 80, Auburn 65
Schollmaier Arena
Fort Worth, Texas

Official Basketball Box Score -- Game Totals -- Final Statistics
Auburn vs TCU
12/07/19 2:00 pm at
Auburn 65 • 4-5, 0-0 SEC

Auburn 65 • 4-5, 0-0 SEC
Player stats for Auburn including FG, 3-PT, FT, Rebounds, PF, TP, A, TO, Bk, Stl, Min.

TCU 80 • 7-0, 0-0 Big 12
Player stats for TCU including FG, 3-PT, FT, Rebounds, PF, TP, A, TO, Bk, Stl, Min.

Officials: Michael McDaniel,Felicia Grinstead,Mark Zentz
Technical fouls: Auburn-None, TCU-None.
Attendance: 2359
2019-20 Women's Basketball. Round: 0. Auburn vs TCU. Played at Ed and Rae Scho
Score by periods: 1st 2nd 3rd 4th Total
Auburn 11 20 16 18 65
TCU 20 24 20 16 80

Last FG - Auburn 4th-00:13, TCU 4th-02:24.
Largest lead - Auburn, TCU by 25 4th-05:41.
AU led for 00:00, TCU led for 37:52, Game was tied for 02:08.

ESTERO, Fla.-- Auburn got huge offensive efforts from Daisa Alexander and Lauren Hansen, but the Tigers came up just short in a wild game with Drake Sunday afternoon, falling 83-82 in the fifth-place game of the Gulf Coast Showcase.

The Tigers (3-4) trailed by as many as 11, led by as many as 11, and saw 13 ties and 12 lead changes in an incredibly entertaining game. But a pair of free throws for Drake (6-2) with 7.8 seconds left, coupled with two misses at the other end, left Auburn behind as the clock expired.

Alexander and Hansen each scored 24 points, a career-high for Hansen and one shy of it for Alexander. Hansen made seven 3-pointers on the day, one shy of tying the Auburn single-game record. Both players also finished with four assists, and Alexander added three steals. Unique Thompson kept her double-double streak alive with a 12-point, 11-rebound effort that also included four steals.

Auburn shot 45.2 percent for the game (28-62) and hit 13-of-29 3-pointers (44.8%), coming up one short of the single-game team record. The Tigers were also stellar at the free-throw line, hitting 13-of-16 (81.3%). Auburn forced 19 Drake turnovers, turning those into 24 point.

Drake led 44-42 at the half. A slow start to the third quarter for both teams saw Auburn tie it up at 48-48, then go on a 10-0 run to build a 58-48 advantage on an Alexander 3-pointer with 3:36 left. But a flurry by the Bulldogs in the final 90 seconds cut the lead to four at 66-62 headed to the fourth.

The lead swung wildly in both directions throughout the fourth quarter with both teams leading by as many as 6. Auburn trailed 81-75 with 2:18 to play, but another 3-pointer plus two free throws from Alexander cut it to one at 81-80 with under a minute. Auburn got a stop, then Alexander drew a foul with 15 seconds left and made both free throws to put the Tigers back ahead 82-81. At the other end, Auburn forced a miss but was unable to get the rebound, and a foul with 7.8 seconds left led to two Bulldog free throws. The Tigers had two chances before the buzzer but could not get a shot to fall.

MOBILE-- Five players scored in double figures, and an offensive flurry early in the fourth quarter broke the game open as Auburn earned an 82-62 road win at South Alabama Wednesday night.

The Tigers (4-4) used a 16-0 run that spanned the end of the third and start of the fourth quarters to break open what had been a close game throughout. Auburn's long-range shooting was effective for the second straight game as the Tigers hit 12 3-pointers, giving them 25 over their last two contests.

Sophomore Brooke Moore led the Tigers' offensive attack with a season-high 20 points on 7-of-12 shooting, including 4-of-6 beyond the 3-point arc. Erin Howard and Daisa Alexander had 14 points apiece; Howard made a career-high four 3-pointers and also had a career-best four steals.

Unique Thompson grabbed three rebounds in the fourth quarter to extend her double-double streak to nine straight, dating back to last season. She finished with 15 points and 10 rebounds and was 7-of-7 from the floor. Lauren Hansen was Auburn's fifth player in double-figures with 10 points and a team-leading four assists. Kiyae' White added eight rebounds.

As a team, Auburn shot a season-high 53.3 percent from the field (32-60) and was 50 percent (12-24) from 3-point range. The Tigers out-rebounded the Jaguars 36-30 and scored 21 points off 15 USA turnovers.

South Alabama (3-5) led 47-45 with 4:46 to play in the third quarter. But the Tigers' defense held the Jaguars to just one basket over the next eight-plus minutes, out-scoring them 23-2 in that stretch to build a 19-point lead with 7:47 to play. From there, the Tigers cruised, pushing the advantage to as many as 26 before a couple of late defensive lapses let USA cut the final margin to 20.

Auburn never trailed in the first half, taking a 37-32 lead at the break. Moore hit four 3-pointers in the first half with three of those coming in the second quarter as the Tigers extended their lead to as many as eight points. But the Jaguars stayed in the game thanks to 10 second-chance points off eight offensive rebounds in the opening half.

FORT WORTH, Texas-- Unique Thompson scored a career-high 31 points, but early foul trouble and turnovers cost Auburn in an 80-65 loss at TCU Saturday in the Big 12/SEC Challenge.

Auburn (4-5) turned the ball over 19 times, leading to 26 points for TCU (7-0), and multiple Tigers missed significant minutes with foul trouble; two players fouled out. The Horned Frogs took advantage, getting into the bonus every quarter and hitting 23-of-33 free throws for the game.

Thompson's 31 points were the most by an Auburn player since Katie Frerking had 33 at Texas A&M in 2017. Thompson also added 15 rebounds to pick up her ninth double-double of the season and 10th straight dating back to last year, continuing the longest active streak in the nation.

But Thompson was Auburn's only player in double figures. Lauren Hansen and Brooke Moore added eight points and Daisa Alexander had six; all three fought foul trouble throughout the game. Alexander and Morgan Robinson-Nwagwu tied for the team lead with four assists, and Kiyae' White and Erin Howard had three steals apiece.

Neither team shot the ball particularly well; Auburn hit 24-of-67 from the floor (35.8%) and TCU was one shot better at 25-of-67 (37.3). But the Frogs made seven 3-pointers to Auburn's three, and made up the rest of the difference at the free-throw line. TCU also out-rebounded Auburn 49-42.

Auburn went on a 13-2 run early in the second quarter to tie the game after trailing by nine at the end of the first. But foul trouble took a toll as TCU was in the bonus for the final five minutes of the quarter and took advantage, hitting 7-of-9 free throws in the period. Meanwhile, three starters missed significant minutes with two or more fouls, and the Horned Frogs took a 44-31 lead at the break.

The Tigers cut the lead to single-digits early in the third, but TCU went on a 13-5 run to take a 58-40 lead, and Auburn got no closer than 15 points the rest of the way.

Game 10: Dec. 15, 2019

Auburn 74, Bethune-Cookman 56

Auburn Arena
Auburn, Ala.

Official Basketball Box Score -- Game Totals -- Final Statistics
Bethune-Cookman vs Auburn
12/15/19 2:00 pm at Auburn Arena -- Auburn, Ala.

Table with columns: Player, FG, 3-PT, FT, Rebounds, PF, TP, A, TO, Blk, Stl, Min. Lists stats for players like Armayna Scott, Ciara Thompson, Ammani Walker, etc.

1st FG %: 41.5 53.3% 2nd: 41.2 33.3% 3rd: 41.2 33.3% 4th: 31.7 17.6% Game: 19.56 33.9% Deadball
FG %: 1.7 14.3% 1.7 14.3% 1.7 14.3% 1.7 14.3% 1.7 14.3% 1.7 14.3% 1.7 14.3% 1.7 14.3% 1.7 14.3% 1.7 14.3%

Auburn 74 • 5-5, 0-0 SEC

Table with columns: Player, FG, 3-PT, FT, Rebounds, PF, TP, A, TO, Blk, Stl, Min. Lists stats for players like Kiyae' White, Unique Thompson, Daisa Alexander, etc.

1st FG %: 41.5 53.3% 2nd: 41.2 33.3% 3rd: 41.2 33.3% 4th: 31.7 17.6% Game: 19.56 33.9% Deadball
FG %: 1.7 14.3% 1.7 14.3% 1.7 14.3% 1.7 14.3% 1.7 14.3% 1.7 14.3% 1.7 14.3% 1.7 14.3% 1.7 14.3%

Officials: Kristen Bell, Stephanie Barksdale, Cameron Inouye
Technical fouls: Bethune-Cookman-None, Auburn-None.
Attendance: 1588

Score by periods table with columns: 1st, 2nd, 3rd, 4th, Total. Shows 19, 12, 14, 11, 56 for Auburn.

Last FG - BCU 4th-03:08, AU 4th-02:09
Largest lead - BCU by 5:29-07:25, AU by 19:43-03:46.
BCU led for 06:10, AU led for 29:19. Game was tied for 04:31.

AUBURN-- Five Tigers scored in double-figures as the Auburn women's basketball team pulled away in the second half for a 74-56 win over Bethune-Cookman Sunday afternoon at Auburn Arena.

Auburn (5-5) shot over 65 percent in the second half and overcame a tenacious press by Bethune-Cookman (6-2) to turn a five-point halftime lead into as much as a 19-point advantage to head into the holiday break with a victory.

Junior Unique Thompson led the way with a 16-point, 13-rebound effort that also included a team-leading four steals. She was just one rebound shy of a double-double by halftime; as such, she picked up her NCAA-leading 10th double-double in 10 games and extended her streak to 11 straight games, which leads all active players nationwide.

Erin Howard added 12 points and seven rebounds off the bench, and Daisa Alexander scored 11, bringing her within four points of 1,000 for her career. Lauren Hansen scored 10 points and shared the team lead with three assists. And Robyn Benton, who missed the season's first nine games with injury, scored 10 points and added two blocks in her return to action.

For the game, Auburn shot 50.8 percent from the floor (30-59) and held the Wildcats to a 33.9 percent night (19-56), the lowest by an Auburn opponent this year. The Tigers out-rebounded BCU 43-26, their biggest margin of the year, and scored 36 points in the paint to BCU's 20.

Auburn found an offensive rhythm late in the second quarter to turn a five-point deficit into a five-point lead at 36-31 headed to the locker room. The Tigers then started the third quarter on a 16-4 run, extending the advantage to 52-35 with 4:15 to play. A turnover- and foul-plagued cold spell to begin the fourth quarter allowed the Wildcats to cut the Auburn lead to as few as 10 points, but a Hughes 3-pointer with just under six minutes left sparked a 9-0 run to put the game out of reach.

Game 11: Dec. 28, 2019

Auburn 62, Jacksonville State 53

Auburn Arena
Auburn, Ala.

Official Basketball Box Score -- Game Totals -- Final Statistics
Jacksonville St. vs Auburn
12/28/19 2:00 pm at Auburn Arena -- Auburn, Ala.

Table with columns: Player, FG, 3-PT, FT, Rebounds, PF, TP, A, TO, Blk, Stl, Min. Lists stats for players like Destiny Elliott, Chioe Long, Britiany Webster, etc.

1st FG %: 31.0 36.0% 2nd: 31.3 33.3% 3rd: 31.0 36.0% 4th: 21.4 59.0% Game: 16.47 34.0% Deadball
FG %: 1.4 25.0% 3.9 33.3% 2.6 40.0% 3.2 53.0% 1.3 100.0% 8.9 88.9%

Auburn 62 • 6-3, 0-0 SEC

Table with columns: Player, FG, 3-PT, FT, Rebounds, PF, TP, A, TO, Blk, Stl, Min. Lists stats for players like Kiyae' White, Unique Thompson, Daisa Alexander, etc.

1st FG %: 41.3 46.2% 2nd: 31.5 25.0% 3rd: 41.2 50.0% 4th: 7.5 46.7% Game: 22.55 40.2% Deadball
FG %: 2.4 40.0% 2.8 25.0% 1.3 33.3% 0.3 0.0% 1.5 26.3% 13.16 81.3%

Officials: Salf Etho, Pualani Spurlock, Joseph Vezilly
Technical fouls: Jacksonville-St, Auburn-Auburn-Brooke Moore.
Attendance: 1827

Score by periods table with columns: 1st, 2nd, 3rd, 4th, Total. Shows 7, 11, 11, 24, 53 for Jacksonville St.

Last FG - JSU 4th-00:13, AU 4th-00:59.
Largest lead - JSU None, AU by 18-04-04-03.
JSU led for 00:00, AU led for 37:42. Game was tied for 02:10.

AUBURN-- Auburn senior Daisa Alexander scored her 1,000th career point as the Tigers closed out non-conference play with a 62-53 win over Jacksonville State Saturday afternoon at Auburn Arena.

The Tigers (6-5) scored a season-high 27 turnovers, turning those into 27 points, and controlled the paint throughout. Auburn never trailed and led by as many as 18 in the fourth quarter before a late 3-point barrage from the Gamecocks (4-7) cut the final margin to single digits.

Alexander's fadeaway jumper with 39 seconds to play in the third quarter gave her 1,000 career points, making her the 34th Auburn player to reach the milestone. She finished with 10 points, six rebounds and three steals on the day.

Junior Unique Thompson kept her nation-leading double-double streak alive with a 20-point, 10-rebound effort, grabbing her final rebound with less than two minutes to play. She is now 11-for-11 this season and has 12 straight double-doubles, dating back to the final game of last season. Brooke Moore added 11 points and Kiyae' White pulled down eight rebounds to aid the Tiger effort.

Auburn shot 40 percent for the game (22-55) and held JSU to 34 percent (16-47) from the floor, but 13 of JSU's 16 made field goals came from 3-point range, including all seven of their made shots in the fourth quarter. The Tigers outrebounded the Gamecocks 36-30 and outscored JSU in the paint 22-2.

Auburn jumped out to an early double-digit lead, forcing seven first-quarter turnovers to lead 14-4 late in the period and 16-7 at the end of one. The Gamecocks hit back-to-back 3s to open the second quarter, but Auburn held JSU without a field goal for the next seven minutes, taking a 27-18 lead to the break.

The Gamecocks got as close as six points at 30-24 early in the third, but Auburn finished the quarter on a 15-5 run to take a 45-29 lead at the end of three. Two straight Thompson buckets midway through the final period gave Auburn its largest lead at 56-38 with 4:03 to play, but Jacksonville State hit four 3-pointers in the final 3:11 to cut the final margin to single digits.

Game 12: Jan. 2, 2020

Vanderbilt 77, Auburn 55

Memorial Gym
Nashville, Tenn.

Official Basketball Box Score -- Game Totals -- Final Statistics
Auburn vs Vanderbilt
01/02/20 7:00 pm at Memorial Gym - Nashville, Tenn.

Table with columns: Player, FG, 3-PT, FT, Rebounds, PF, TP, A, TO, Blk, Stl, Min. Lists stats for players like Kiyae' White, Unique Thompson, Daisa Alexander, etc.

1st FG %: 31.3 23.1% 2nd: 41.7 23.5% 3rd: 31.3 23.1% 4th: 71.7 41.2% Game: 17.62 28.3% Deadball
FG %: 3.7 8.0% 0.0 0.0% 0.0 0.0% 5.7 71.4% 16.23 78.3% 4

Vanderbilt 77 • 11-3, 1-0 SEC

Table with columns: Player, FG, 3-PT, FT, Rebounds, PF, TP, A, TO, Blk, Stl, Min. Lists stats for players like Autumn Newby, Mariella Fasoula, Chelsea Hall, etc.

1st FG %: 11.5 73.3% 2nd: 61.3 61.3% 3rd: 71.5 46.7% 4th: 5.0 55.6% Game: 31.52 59.6% Deadball
FG %: 0.4 100.0% 5.4 25.0% 1.3 33.3% 4.7 57.1% 14.23 63.6% 3,1

Officials: Star Jefferson, Brian Hall, Beverly Roberts
Technical fouls: Auburn-Kiyae' White, Vanderbilt-None.
Attendance: 2255

Score by periods table with columns: 1st, 2nd, 3rd, 4th, Total. Shows 19, 15, 15, 15, 55 for Auburn.

Last FG - AU 4th-00:12, VU 4th-03:15.
Largest lead - AU by 31-08-56, VU by 35-34-06-14.
AU led for 02:13, VU led for 37:47. Game was tied for 00:00.

NASHVILLE-- Auburn got off to a slow start and never recovered in a 77-55 loss to Vanderbilt Thursday night at Memorial Gym to open SEC play.

The Tigers (6-6, 0-1 SEC) had their worst shooting night of the season and saw Vanderbilt (11-3, 1-0) shoot a blistering 60 percent as the Commodores opened a big early lead and never looked back.

Unique Thompson kept her nation-leading double-double streak alive with a 14-point, 10 rebound performance. She also tallied three steals and a pair of assists. Brooke Moore led the Tigers with 17 points, and Erin Howard added 13.

Vanderbilt shot 59.6 percent from the field (31-52) and outscored Auburn in the paint 46-24. The Tigers finished at 28.3 percent (17-60). Auburn had a strong night at the free-throw line, hitting 18-of-23 (78.3%).

Auburn took a 1-0 lead before the ball was even tossed on an administrative technical due to a malfunctioning shot clock at Memorial Gym, and Moore made a layup to open the in-game scoring and give the Tigers a 3-0 lead. But it was downhill from there. The Commodores went on an 8-0 run over the next two minutes and never trailed again. A 68-percent first half gave Vanderbilt a 47-18 lead at the break. The Tigers outscored Vandy 37-30 in the second half.

Mariella Fasoula led Vanderbilt with 21 points and Demi Washington added 17.

Game 13: Jan. 5, 2020
#20 Arkansas 86, Auburn 70
Auburn Arena
Auburn, Ala.

Official Basketball Box Score -- Game Totals -- Final Statistics
Arkansas vs Auburn
01/05/20 1:00 pm at Auburn Arena -- Auburn, Ala.

Arkansas 86 • 13-2,1-1 SEC
Player FG-FGA 3-Pr FT-FTA Rebounds PF TP A TO Blk Stl Min
Taylah Thomas 4-4 0-0 0-0 0 1 1 2 8 1 2 0 1 0 21
Alexis Toirefe 4-13 2-8 1-2 2 6 8 2 11 1 4 0 3 31
Amber Ramirez 9-18 7-14 0-0 0 4 4 1 25 1 1 0 1 34
Chelsea Dungee 6-10 2-2 5-5 1 3 4 0 19 3 3 0 4 33
Makayla Daniels 4-6 1-2 4-4 0 2 2 4 13 4 2 0 1 27
A'Tayanna Gaudin 0-2 0-1 0-0 0 0 0 1 0 5 2 0 1 1 13
Marquesha Davis 0-0 0-0 0-0 1 0 1 0 0 2 0 0 0 5
Erryn Barnum 0-2 0-0 0-0 1 4 5 0 0 0 0 0 0 7
Kiara Williams 4-4 0-0 0-0 2 1 3 1 8 0 0 0 0 12
Gracey Spangler 0-1 0-0 0-0 0 0 0 0 0 0 0 0 0 2
Destinee Oberg 0-0 0-0 0-0 0 0 0 0 0 0 0 0 0 3
Rokia Dumbia 1-2 0-0 0-0 0 0 0 0 2 1 1 0 1 12
Totals 32-62 12-27 10-11 10 26 36 12 86 16 19 1 13 200

Auburn 70 • 6-7,0-2 SEC
Player FG-FGA 3-Pr FT-FTA Rebounds PF TP A TO Blk Stl Min
Unique Thompson 4-7 0-0 2-2 7 3 10 3 10 2 2 0 1 28
Erin Howard 3-6 3-6 0-0 0 0 0 2 9 1 1 0 4 32
Annie Hughes 1-3 1-3 0-0 0 0 0 0 1 3 0 0 0 18
Brooke Moore 6-12 2-6 0-0 0 1 1 0 14 1 3 0 1 32
Lauren Hansen 3-8 1-5 0-0 1 1 2 2 7 2 5 0 1 24
Robyn Benton 1-6 0-3 0-0 0 1 1 2 2 3 1 1 0 19
Brooke Moore 8-15 3-8 0-2 0 0 0 2 19 0 2 0 1 27
Robyn Benton 2-7 1-2 1-2 0 0 1 2 6 3 1 0 4 20
Sania Wells 0-0 0-0 0-0 0 0 0 0 1 0 0 0 1 1
Kiyae' White 1-3 0-0 2-4 3 3 6 1 4 0 2 0 0 18
Lauren Hansen 3-8 1-4 0-0 0 0 0 1 7 2 3 0 0 21
M. Robinson-Nwagwu 2-2 1-1 0-0 0 0 1 1 3 3 1 0 0 13
Natalie Kelly 0-0 0-0 0-0 0 0 0 0 0 0 0 0 0 2
Totals 27-66 9-26 7-13 13 20 35 15 70 16 19 1 11 200

Officials: Kevin Pethel,Eric Brewton,Dee Kanter
Technical fouls: Arkansas=None. Auburn=None.
Attendance: 1702
Score by periods: 1st 2nd 3rd 4th Total
Arkansas 26 15 28 18 67
Auburn 12 15 20 23 70
Points In Off 2nd Fast
AR 36 24 10 18 10
AU 24 12 16 9 20
Score tied - 1 time.
Lead changed - 1 time.

Last FG - AR 4th-02:38, AU 4th-00:11.
Largest lead - AR by 27 4th-05:34, AU by 7 1st-07:08.
AR led for 35:10. AU led for 03:29. Game was tied for 01:13.

Game 14: Jan. 9, 2020
Florida 83, Auburn 63
Auburn Arena
Auburn, Ala.

Official Basketball Box Score -- Game Totals -- Final Statistics
Florida vs Auburn
01/09/20 6:00 pm at Auburn Arena -- Auburn, Ala.

Florida 83 • 11-5,2-1 SEC
Player FG-FGA 3-Pr FT-FTA Rebounds PF TP A TO Blk Stl Min
Zaida Williams 4-7 0-0 0-0 0 1 3 4 1 8 0 1 1 0 29
Kiara Smith 6-10 1-3 2-2 1 3 4 0 15 3 5 0 5 38
Lavender Brooks 7-10 3-5 2-3 0 2 2 0 19 3 2 0 0 30
Kristina Moore 5-6 1-1 1-2 0 2 2 1 12 1 2 0 0 22
Nina Rickards 4-6 3-4 2-2 0 3 2 1 13 3 2 0 4 24
Emanuelly de Oliveira 2-2 0-0 0-0 1 1 2 1 0 1 1 0 0 13
Brylee Bartram 2-3 2-3 0-0 0 0 0 0 6 1 2 0 0 15
Faith Dut 0-0 0-0 0-0 0 0 0 0 0 0 0 0 0 1
Ariel Johnson 4-5 0-1 2-2 0 4 4 2 10 1 2 0 0 18
Paige Robinson 0-3 0-0 0-0 2 2 4 2 0 0 0 0 1 10
Team 32-52 10-17 9-11 7 23 30 8 83 13 17 1 12 200

Auburn 63 • 6-8,0-3 SEC
Player FG-FGA 3-Pr FT-FTA Rebounds PF TP A TO Blk Stl Min
Unique Thompson 4-8 0-0 2-2 7 3 10 3 10 2 2 0 1 28
Erin Howard 3-6 3-6 0-0 0 0 0 2 9 1 1 0 4 32
Annie Hughes 1-3 1-3 0-0 0 0 0 0 1 3 0 0 0 18
Brooke Moore 6-12 2-6 0-0 0 1 1 0 14 1 3 0 1 32
Lauren Hansen 3-8 1-5 0-0 1 1 2 2 7 2 5 0 1 24
Robyn Benton 1-6 0-3 0-0 0 1 1 2 2 3 1 1 0 19
Sania Wells 2-3 0-1 0-0 1 1 2 2 4 0 0 0 0 23
Kiyae' White 2-7 1-2 1-2 0 0 0 1 6 6 7 1 8 0 0 18
M. Robinson-Nwagwu 2-12 0-5 2-3 2 1 1 3 6 3 3 0 2 18
Natalie Kelly 0-0 0-0 0-0 1 1 1 0 0 0 1 0 1 1
Team 24-61 7-29 8-11 15 14 29 16 63 12 16 1 13 200

Officials: Kylie Galloway,Carla Fountain,Michael McConnell
Technical fouls: Florida=None. Auburn=None.
Attendance: 1621
Score by periods: 1st 2nd 3rd 4th Total
Florida 21 21 22 19 83
Auburn 12 19 15 17 63
Points In Off 2nd Fast
FL 42 26 15 16 100
AU 22 9 15 10 20
Score tied - 2 times.
Lead changed - 2 times.

Last FG - FL 4th-00:43, AU 4th-00:34.
Largest lead - FL by 24 3rd-06:50, AU by 2 1st-07:11.
FL led for 37:07. AU led for 00:50. Game was tied for 02:33.

Game 15: Jan. 12, 2020
Alabama 75, Auburn 48
Auburn Arena
Auburn, Ala.

Official Basketball Box Score -- Game Totals -- Final Statistics
Alabama vs Auburn
01/12/20 2:00 pm at Auburn Arena -- Auburn, Ala.

Alabama 75 • 11-6,1-3 SEC
Player FG-FGA 3-Pr FT-FTA Rebounds PF TP A TO Blk Stl Min
Aryah Copeland 4-5 0-0 2-3 1 1 2 3 10 0 2 0 0 23
Jasmine Walker 8-18 4-11 3-3 2 8 10 0 23 2 1 2 1 32
Megan Abrams 1-1 0-0 0-0 0 3 3 0 2 2 2 1 0 23
Amber Richardson 0-0 0-0 0-0 0 1 1 2 0 3 0 1 9
Jordan Lewis 6-12 3-8 1-2 1 5 6 0 16 5 4 0 0 33
Alhrajna Grizzle 0-0 0-0 0-0 0 0 0 0 0 0 0 0 0 1
Cierra Johnson 4-7 3-5 0-0 1 3 4 2 11 4 2 0 0 23
Hannah Barber 0-0 0-0 0-0 2 2 2 0 2 0 0 0 2
Destiny Rice 0-0 0-0 0-0 0 0 0 0 0 0 0 0 9
Allie Craig Cruce 0-0 0-0 0-0 0 0 0 0 0 1 0 0 3
Brittany Davis 1-5 1-3 0-0 0 3 4 3 2 3 0 2 18
De'Sha Benjamin 1-3 2-2 1 4 5 0 4 0 1 0 1 14
Ashley Knight 3-3 0-0 0 2 2 3 6 1 0 1 14
Team 32-52 10-17 9-11 7 23 30 8 83 13 17 1 12 200

Auburn 48 • 6-9,0-4 SEC
Player FG-FGA 3-Pr FT-FTA Rebounds PF TP A TO Blk Stl Min
Unique Thompson 8-21 0-0 1 5 9 14 2 16 0 3 0 1 31
Erin Howard 2-7 1-3 2-2 2 2 4 3 7 2 0 2 1 25
Annie Hughes 2-5 1-4 0-0 1 2 3 0 5 0 1 0 1 20
Brooke Moore 0-3 0-0 0 1 1 0 0 0 1 0 1 0 23
Lauren Hansen 4-7 2-4 0-0 0 2 3 4 4 0 0 2 8
Robyn Benton 3-9 2-6 1-2 4 0 4 1 9 0 2 0 3 24
Sania Wells 1-3 1-3 0-0 1 0 1 0 1 0 2 0 10
Kiyae' White 2-2 0-0 1-2 1 1 2 5 1 1 0 0 17
M. Robinson-Nwagwu 0-7 0-3 0-0 1 0 0 0 3 0 0 1 1 16
Natalie Kelly 0-0 0-0 0-0 0 0 0 1 0 0 1 0 1 6
Team 32-52 10-17 9-11 7 23 30 8 83 13 17 1 12 200

Officials: Angelica Suffren,Karen Presto,Mark Zentz
Technical fouls: Alabama=None. Auburn=None.
Attendance: 2833
Score by periods: 1st 2nd 3rd 4th Total
Alabama 14 19 21 19 75
Auburn 20 6 7 15 48
Points In Off 2nd Fast
AL 44 34 33 36 127
AU 28 17 10 10 24
Score tied - 4 times.
Lead changed - 3 times.

Last FG - AL 4th-01:47, AU 4th-00:01.
Largest lead - AU by 32 4th-01:14, AU by 8 1st-04:30.
AL led for 26:21. AU led for 11:03. Game was tied for 02:19.

AUBURN-- Daisa Alexander and Brooke Moore both scored 19 points, but Auburn fell to No. 20 Arkansas 86-70 Sunday in the home SEC opener at Auburn Arena. The Tigers (6-7, 0-2 SEC) saw the Razorbacks (13-2, 2-0) jump out to a big early lead and never look back as Auburn was unable to slow down the SEC's top-scoring team.

Alexander and Moore shared the team lead with 19 points each and were Auburn's only two players in double-figures. Junior Unique Thompson saw her 13-game double-double streak come to an end as she pulled down a game-high 13 rebounds but was held to six points. Thompson also led the Tigers with six assists. Erin Howard had seven rebounds, and Robyn Benton added six points and a team-leading four steals.

Auburn shot 53 percent in the second half and finished at 41 percent for the game (27-66), but Arkansas was lights-out early and finished at 51.6 percent from the field (32-62). The Razorbacks also hit 12 3-pointers on 27 attempts and scored 24 points off 19 Auburn turnovers.

The Tigers jumped out to a quick lead, hitting 3-of-4 3-pointers to start the game with a 9-2 advantage. But Auburn would make just two of its next 14 3-point shots and score just three points the rest of the quarter. Meanwhile, the Razorbacks hit 5-of-6 from long range in the first quarter alone to take a 26-12 lead after one. Arkansas cooled a bit in the second quarter, but Auburn was unable to take advantage as the Razorbacks led 44-27 at the half.

Arkansas continued its hot shooting to the tune of 63.2 percent in the third quarter, scoring 28 points in the period to take a 72-47 lead after three. Auburn was able to force some turnovers in the fourth quarter and ended the game on an 11-0 run.

Amber Ramirez led Arkansas with 25 points, hitting seven 3-pointers. Chelsea Dungee added 19 points.

AUBURN-- Unique Thompson picked up her 13th double-double of the season, but Auburn was unable to overcome a hot-shooting Florida team Thursday night in an 83-63 loss at Auburn Arena.

Florida (11-5, 2-1 SEC) shot 61.5 percent from the field, including 58.8 percent from 3-point range, and also controlled the paint as Auburn (6-8, 0-3) fell behind early and was unable to recover.

Thompson was held scoreless in the first half but bounced back after halftime to finish with 10 points and 10 rebounds to extend her NCAA-leading double-double total. Brooke Moore was Auburn's leading scorer with 14 points. Kiyae' White added eight points and seven rebounds, and Erin Howard had four steals.

Auburn shot 39.3 percent from the field and attempted a season-high 29 3-pointers, making seven (24.1%). Florida grabbed one more rebound than Auburn (30-29). The Tigers forced Florida into 17 turnovers but was only able to convert those into nine points. Florida, meanwhile, scored 26 points off 16 Auburn turnovers.

The teams traded baskets early, but the Gators ended the first quarter on a 14-5 run to take a 21-12 lead after 10 minutes. Auburn got within five midway through the second and had the chance to cut it to a two-possession game with a last shot, but a turnover led to a Florida layup at the buzzer and a 42-31 UF lead. Florida shot 61.5% from the floor (16-26) and 67% from 3-point range (6-9) in the first half.

An 13-0 run by the Gators to open the third quarter put the game out of reach as Florida turned its halftime advantage into a 55-31 lead just over three minutes into the second half.

Auburn was without the services of senior guard Daisa Alexander, who injured her ankle in Sunday's game vs. Arkansas. She was honored with a pregame ceremony that recognized her for scoring her 1,000th career point on Dec. 28 vs. Jacksonville State.

Game 19: Jan. 30, 2020

#9 Mississippi State 78, Auburn 73

Humphrey Coliseum
Starkville, Miss.

Official Basketball Box Score -- Game Totals -- Final Statistics
Auburn vs Mississippi St.
01/30/20 7:00 pm at Starkville, MS

Auburn 73 • 7-12,1-7 SEC

Table with 10 columns: Player, FG, FGA, 3P, FT, Rebounds, PF, TP, A, TO, Blk, Stl, Min. Lists stats for 20 players and team totals.

Summary statistics table with 4 columns: FG, 3P, FT, Rebounds. Includes percentages and totals for both teams.

Mississippi St. 78 • 19-3,7-1 SEC

Table with 10 columns: Player, FG, FGA, 3P, FT, Rebounds, PF, TP, A, TO, Blk, Stl, Min. Lists stats for 24 players and team totals.

Summary statistics table with 4 columns: FG, 3P, FT, Rebounds. Includes percentages and totals for both teams.

Officials: Metta Christensen, Carla Fountain, Scott Varborough
Technical fouls: Auburn-None, Mississippi St.-None.

Score by periods table with 5 columns: Period, Auburn, Mississippi St. Shows scores for 1st, 2nd, 3rd, 4th quarters and total.

Last FG - AU 4th-00:24, MS 4th-00:38.
Largest lead - AU by 9 3rd-09:29, MS by 9 3rd-00:12.

AU led for 12:56, MS led for 21:48. Game was tied for 00:56.

STARKVILLE, Miss.-- One of the best all-around efforts of the season from the Auburn women's basketball team came up just short Thursday night as the Tigers dropped a 78-73 decision at No. 9 Mississippi State.

The Tigers had their best shooting night and scoring output in SEC play so far and led by as many as nine points early in the second half, but a string of Auburn turnovers late in the third quarter allowed the Bulldogs to pull ahead and stay there.

For just the second time this season, Auburn had two players top the 20-point mark. Unique Thompson led the way with a 21-point, 11-rebound effort, picking up her 18th double-double of the season and 38th of her career, moving her into a tie for second on the all-time Auburn list.

Daisa Alexander added 20 points, her fifth effort of 20 or more points this year, and matched her career-high with four 3-pointers on the night. Robyn Benton added 14 points to give Auburn three players in double-figures, and freshman Sania Wells, a Mississippi native, added a career-high eight points in a return to her home state.

The Tigers shot 49.1 percent from the field, their best in SEC play so far this year, hitting 27-of-55 attempts from the floor. Auburn was also 6-of-12 on 3-point attempts and out-rebounded a much taller Mississippi State team 34-27. But the Bulldogs shot 32-for-58 (55.2%) from the floor and forced Auburn into 24 turnovers, which turned into 24 MSU points. Auburn had one of its better nights scoring points off turnovers this year, though, scoring 21 off 18 MSU giveaways.

Game 20: Feb. 2, 2020

Auburn 70, Vanderbilt 62

Auburn Arena
Auburn, Ala.

Official Basketball Box Score -- Game Totals -- Final Statistics
Vanderbilt vs Auburn
02/02/20 2:00 pm at Auburn Arena -- Auburn, Ala.

Vanderbilt 62 • 12-10,2-7 SEC

Table with 10 columns: Player, FG, FGA, 3P, FT, Rebounds, PF, TP, A, TO, Blk, Stl, Min. Lists stats for 20 players and team totals.

Summary statistics table with 4 columns: FG, 3P, FT, Rebounds. Includes percentages and totals for both teams.

Auburn 70 • 18-12,2-7 SEC

Table with 10 columns: Player, FG, FGA, 3P, FT, Rebounds, PF, TP, A, TO, Blk, Stl, Min. Lists stats for 20 players and team totals.

Summary statistics table with 4 columns: FG, 3P, FT, Rebounds. Includes percentages and totals for both teams.

Officials: Eric Koch,Angelica Saffren,Cameron Inouye
Technical fouls: Vanderbilt-None, Auburn-None.

Score by periods table with 5 columns: Period, Auburn, Vanderbilt. Shows scores for 1st, 2nd, 3rd, 4th quarters and total.

Last FG - AU 4th-00:32, AU 4th-03:22.
Largest lead - VU by 8 1st-05:18, AU by 13 3rd-03:47.

VU led for 10:18, AU led for 28:39. Game was tied for 00:58.

AUBURN-- Four players scored in double-figures, and the Auburn women's basketball team held off a late Vanderbilt rally and had their best free-throw shooting day of the season in a 70-62 win Sunday at Auburn Arena.

The Tigers (8-12, 2-7 SEC) avenged a 22-point loss a month ago in Nashville by forcing the Commodores (12-10, 2-7) into 22 turnovers and taking advantage of opportunities at the line, hitting 18-of-20 free throws on the day.

Senior Daisa Alexander and freshman Lauren Hansen tied for the Auburn lead with 18 points apiece. Alexander added four assists and three steals, and Hansen had two assists, two steals and a rebound. The two combined to go 12-of-12 at the charity stripe, with five of those coming in the closing second to seal the win.

Unique Thompson moved within one double-double of DeWanna Bonner's Auburn record with the 39th of her career and 19th of the season, scoring 15 points along with 12 rebounds. She also had three assists, a steal and a block. Robyn Benton gave the Tigers four players in double figures with a 13-point effort that included six rebounds and matched a career-high with six steals for the second straight game.

Auburn's 90-percent free-throw day was its best since shooting 92.3 percent (12-of-13) in a win over Nicholls State last season. Despite Vanderbilt out-shooting the Tigers 49.1 percent to 38.7 percent, Auburn held the Commodores at bay from long range, allowing Vandy to hit just one 3-pointer on the night; 40 of Vandy's 62 points came in the paint. The 'Dores had two more rebounds than Auburn, but the Tigers had 16 second-chance points off 14 offensive rebounds and scored 19 fast-break points.

The Tigers led by as many as 13 in the third quarter at 53-40 with 2:38 to play. But Vandy would not go away, getting as close as three points in the final minute of the game. But with 45 seconds to play and Auburn coming out of a timeout with two seconds to shoot, the Tigers got the ball in Hansen's hands who drew a foul shooting a 3-pointer. She made all three free throws to make it 66-60, and two more free throws apiece from Alexander and Benton put the game out of reach.

Game 21: Feb. 9, 2020

Alabama 68, Auburn 64

Coleman Coliseum
Tuscaloosa, Ala.

Official Basketball Box Score -- Game Totals -- Final Statistics
Auburn vs Alabama
02/09/20 2:00 pm at Tuscaloosa, AL

Auburn 64 • 13-2,8-5 SEC

Table with 10 columns: Player, FG, FGA, 3P, FT, Rebounds, PF, TP, A, TO, Blk, Stl, Min. Lists stats for 20 players and team totals.

Summary statistics table with 4 columns: FG, 3P, FT, Rebounds. Includes percentages and totals for both teams.

Alabama 68 • 14-10,4-7 SEC

Table with 10 columns: Player, FG, FGA, 3P, FT, Rebounds, PF, TP, A, TO, Blk, Stl, Min. Lists stats for 22 players and team totals.

Summary statistics table with 4 columns: FG, 3P, FT, Rebounds. Includes percentages and totals for both teams.

Officials: Douglas Knight,Brian Hall,Tina Napier
Technical fouls: Auburn-None, Alabama-None.

Score by periods table with 5 columns: Period, Auburn, Alabama. Shows scores for 1st, 2nd, 3rd, 4th quarters and total.

Last FG - AU 4th-00:05, UA 4th-01:02.
Largest lead - AU by 6 1st-04:33, UA by 5 4th-00:09.

AU led for 18:36, UA led for 33:48. Game was tied for 00:56.

TUSCALOOSA - Auburn's Erin Howard scored a career-high 15 points and three Tigers finished in double figures, but a back-and-forth game went Alabama's way Sunday afternoon as Auburn fell 68-64 at Coleman Coliseum.

In a game that featured 12 ties and 13 lead changes, Auburn led 61-60 with 1:24 to play. But Alabama, which had missed 11 straight 3-pointers, hit one from the corner to take a 63-61 lead with under a minute to play. Auburn came up empty on its next possession, and Alabama sank 5-of-6 free throws down the stretch to earn the win.

Howard's 15 points led the Tigers on a tough shooting day; she was 3-of-5 from 3-point range. Howard also contributed four rebounds, two steals and an assist. Robyn Benton added 14 points, including an 8-for-8 day at the free-throw line, and a career-high seven rebounds. And Daisa Alexander finished with 10 points, six assists and four rebounds.

Unique Thompson missed a double-double for just the second time this season by one point, finishing with nine points and 12 rebounds along with two steals. Lauren Hansen also added nine points.

The Tigers shot 36.1 percent (22-of-61) while Alabama was slightly better at 40.7 percent. Both teams made 22 shots, but Alabama made one more 3-pointer and three more free throws. Auburn committed just seven turnovers, a season-low, but also forced Alabama into only 11, also a season-low. Alabama out-rebounded Auburn 41-34.

Auburn led 13-12 at the end of one quarter, and the game was tied 28-28 at the half as Alabama hit a layup at the buzzer to pull back even. The Tigers took advantage of opportunities at the free throw line in the third quarter to pull ahead by as many as six points at 45-39 with just over three minutes to play; Benton was a perfect 7-for-7 at the line in the period. Alabama cut the lead to three at 50-47 headed to the fourth.

Game 25: Feb. 23, 2020 #16 Texas A&M 84, Auburn 54 Reed Arena College Station, Texas

Official Basketball Box Score -- Final Statistics
Auburn vs Texas A&M
02/23/20 7:00 pm at College Station, TX

Auburn 54 • 9-16, 3-11 SEC

##	Player	Total		3-Pr		Rebounds		PF	TP	A	TO	Bk	Stl	Min
		FG	FGA	FG	FGA	Off	Def							
20	Unique Thompson	5-11	0-0	1-2	3-5	8	0	11	2	4	0	1	34	
24	Erin Howard	3-6	3-6	0-0	1	3	4	3	9	3	0	1	30	
00	Daisa Alexander	6-14	2-5	1-1	0	1	1	0	15	4	2	0	29	
01	Robyn Benton	2-9	1-6	0-0	1	0	1	5	1	1	1	1	28	
13	Lauren Hansen	2-9	2-8	0-0	0	0	0	6	2	1	0	0	28	
02	Sania Wells	1-2	0-0	0-0	1	0	1	2	2	0	1	0	12	
03	Annie Hughes	0-1	0-0	0-0	0	0	1	0	1	0	0	0	12	
10	Kiyae' White	3-4	0-0	0-0	2	1	3	6	0	0	0	0	14	
30	M. Robinson-Nwagwu	0-1	0-0	0-0	0	1	1	0	0	1	0	0	11	
35	Natalie Kelly	0-0	0-0	0-0	0	0	0	0	0	0	0	0	2	
Team					2	0	2							
Totals		22-57	8-25	2-3	10	11	21	8	54	14	2	2	6	200

1st FG %:	51.2	41.7%	2nd:	8-15	53.3%	3rd:	7-14	50.0%	4th:	2-16	12.5%	Game:	22-57	38.6%	Deadball
3Pt %:	1.4	25.0%	4-7	37.5%	3-5	60.0%	1-9	11.1%	8-25	32.0%					Rebounds
FT %:	0.0	0.0%	1-2	50.0%	1-1	100.0%	0-0	0.0%	3-3	66.7%					0

Texas A&M 84 • 22-5, 10-4 SEC

##	Player	Total		3-Pr		Rebounds		PF	TP	A	TO	Bk	Stl	Min
		FG	FGA	FG	FGA	Off	Def							
21	N'Jee Jones	4-9	0-0	0-0	4	8	12	2	8	4	4	0	1	26
40	Ciera Johnson	5-11	0-0	1-1	4	4	8	1	11	1	1	2	1	32
03	Chennedy Carter	10-16	2-2	1-1	0	3	3	0	23	5	0	1	0	31
04	Shambria Washington	1-3	1-3	0-0	0	3	3	0	3	8	3	2	2	27
11	Kayla Wells	6-9	1-4	0-0	0	1	1	13	2	0	0	0	20	
01	Aaliyah Jackson	0-0	0-0	0-0	0	1	1	0	0	2	0	0	0	5
02	Aaliyah Wilson	5-7	2-3	0-1	2	2	4	1	12	4	1	2	0	23
12	Cheah Rash-Whitsitt	2-3	0-0	0-0	4	1	4	0	1	0	0	0	16	
15	Jasmine Williams	3-5	2-3	0-0	0	1	1	0	8	2	0	0	0	10
23	McKinzie Green	0-0	0-0	0-0	0	1	1	0	0	1	0	0	0	3
33	Anna Dreimane	1-2	0-0	0-0	0	0	0	2	0	0	0	0	7	
Team					4	1	5							
Totals		37-64	8-15	2-3	17	26	43	6	84	29	11	5	4	200

1st FG %:	11.7	64.7%	2nd:	9-15	60.0%	3rd:	8-15	53.3%	4th:	9-17	52.9%	Game:	27-64	57.8%	Deadball
3Pt %:	1.4	36.2%	1-2	50.0%	1-1	100.0%	0-0	0.0%	3-3	66.7%					Rebounds
FT %:	0.0	0.0%	1-2	50.0%	1-1	100.0%	0-0	0.0%	3-3	66.7%					0

Officials: Metta Christensen, Eric Koch, Felicia Grinter
Technical Fouls: Auburn-None, Texas A&M-None.
Attendance: 4809

Score by periods	1st	2nd	3rd	4th	Total
Auburn	11	21	17	5	54
Texas A&M	25	19	19	21	84

Last FG - AU 4th-03:32, TAMU 4th-00:26.
Largest lead - AU None, TAMU by 30 4th-00:26.
AU led for 00:00, TAMU led for 39:16. Game was tied for 00:44.

COLLEGE STATION, Texas -- Daisa Alexander scored 15 points, but No. 16 Texas A&M pulled away in the fourth quarter for an 84-54 win Sunday afternoon at Reed Arena.

The Tigers kept things within striking distance for much of the second and third quarters, but an 11-2 run to open the fourth quarter put the game out of reach for Auburn.

Alexander's 15 points led the Tigers. Unique Thompson added 11 points and 8 rebounds, and Erin Howard had 9 points and 4 rebounds.

Texas A&M shot 57.8 percent for the game (37-64) and hit 8-of-15 3-pointers (57.1%). The Aggies also controlled the glass, out-rebounding the Tigers 43-21. Auburn shot 38.6 percent for the game.

The Aggies led 25-11 after 10 minutes, shooting 65 percent in the first quarter. But Auburn answered with a strong second quarter, shooting 53.3 percent and out-scoring the Aggies 21-19 to get back within 12 at the half at 44-32. The Tigers got within 8 points late in the second quarter, but the Aggies continued their hot shooting and made a pair of shots in the final minute. Thompson had nine points and seven rebounds in the opening half.

A&M continued its hot shooting in the second half, and Auburn could get no closer than the 12-point halftime margin. The Aggies further pulled away with an 11-2 run to open the fourth quarter.

Chennedy Carter led Texas A&M with 23 points, and Kayla Wells added 13.

Game 26: Feb. 27, 2020 Auburn 95, Missouri 82 Mizzou Arena Columbia, Mo.

Official Basketball Box Score -- Game Totals -- Final Statistics
Auburn vs Mizzou
2/27/20 7 pm CT at Columbia, Mo. (Mizzou Arena)

Auburn 95 • 10-15, 4-11 SEC

##	Player	Total		3-Pr		Rebounds		PF	TP	A	TO	Bk	Stl	Min
		FG	FGA	FG	FGA	Off	Def							
00	Alexander,Daisa	7-9	1-3	6-8	0	1	1	4	21	6	5	0	3	29
01	Benton,Robyn	7-14	3-7	6-6	1	1	2	3	23	1	3	1	4	32
13	Hansen,Lauren	3-6	1-3	0-0	0	3	3	2	7	2	1	0	0	20
20	Thompson,Unique	5-8	0-0	2-2	3	11	14	2	12	1	2	0	1	35
24	Howard,Erin	8-13	4-8	2-4	0	2	2	4	22	2	3	2	0	34
02	Wells,Sania	1-2	0-1	0-0	0	0	0	1	2	0	1	0	1	14
03	Hughes,Annie	0	4-6	0-1	0	0	1	0	1	0	0	0	2	11
05	Moore,Brooke	0-0	0-0	0-0	0	0	0	0	0	0	0	0	0	2
10	White,Kiyae'	0-0	0-0	0-0	1	4	5	3	0	0	2	0	0	12
30	Robinson-Nwagwu,Mor	0-1	0-0	0-2	1	2	3	1	0	2	0	2	1	11
Team					2	2	4							
Totals		35-59	9-23	16-22	8	27	35	20	95	14	22	3	13	200

1st FG %:	10-16	62.5%	2nd:	7-16	43.8%	3rd:	13-17	76.5%	4th:	5-10	50.0%	Game:	35-59	59.3%	Deadball
3Pt %:	3-8	37.5%	0-4	0.0%	5-7	71.4%	1-4	25.0%	9-23	39.1%					Rebounds
FT %:	0-0	0.0%	2-2	100.0%	3-6	50.0%	11-14	78.6%	16-22	72.7%					3

Mizzou 82 • 8-20, 5-10 SEC

##	Player	Total		3-Pr		Rebounds		PF	TP	A	TO	Bk	Stl	Min
		FG	FGA	FG	FGA	Off	Def							
13	Schuchts, Hannah	1-4	1-3	0-0	0	1	1	2	3	4	1	0	1	20
22	Roundtree, Jordan	3-7	1-3	1-2	0	3	3	5	8	1	6	1	2	26
23	Smith, Amber	5-11	1-4	0-0	0	1	1	1	11	0	2	0	0	21
24	Chavis, Jordan	2-6	2-6	1-2	2	2	0	2	1	7	3	0	4	29
33	Blackwell, Ajha	9-14	4-7	5-7	1	10	11	2	27	7	2	0	1	39
10	Green, Nadia	3-3	0-0	0-8	1	2	3	3	11	3	2	0	4	22
11	Troup, Haley	1-4	1-3	0-0	0	1	1	0	0	3	1	1	0	19
12	Brown, Elle	0-0	0-0	0-0	0	0	0	0	0	0	0	0	0	0+
43	Frank, Hayley	4-10	1-4	3-3	1	1	2	3	12	1	1	0	1	24
Team					1	0	3							
Totals		28-59	11-30	15-22	6	19	25	18	82	20	20	1	14	200

1st FG %:	7-14	50.0%	2nd:	7-14	50.0%	3rd:	6-13	46.2%	4th:	8-18	44.4%	Game:	28-59	47.5%	Deadball
3Pt %:	1-4	25.0%	1-4	25.0%	5-9	55.6%	9-9	100.0%	11-18	61.1%					Rebounds
FT %:	0-0	0.0%	2-2	100.0%	8-11	72.7%	9-9	100.0%	15-22	68.2%					5

Officials: Beverly Roberts, Luis Gonzalez, Douglas Knight
Technical Fouls: Auburn-None, Mizzou-None.
Attendance: 3540

Score by periods	1st	2nd	3rd	4th	Total
Auburn	23	16	34	22	95
Mizzou	18	19	21	24	82

Last FG - Auburn 4th-01:31, MU-W 4th-01:00.
Largest lead - Auburn by 18 3rd-02:23, MU-W by 3 1st-08:32.
AUB led for 32:50, MU-W led for 03:53. Game was tied for 03:13.

Score tied - 1 time.
Lead changed - 9 times.

COLUMBIA, Mo. -- Unique Thompson set the Auburn career record with her 41st double-double, three players finished with 20-plus points, and Auburn got its first road SEC win of the season with a 95-82 victory over Missouri Thursday night.

Auburn used a blistering third quarter, hitting their first 10 shots of the period, to pull ahead to as much as an 18-point lead, and Missouri would get no closer than seven points the rest of the way. The Tigers' 34 points in the third quarter was a school record for a single period, and Auburn's 95 points on the night were its most in an SEC game since 1990.

Thompson finished with 12 points and 14 rebounds to get her 21st double-double of the season and the 41st of her career, passing DeWanna Bonner for the all-time Auburn lead. She is currently second in single-season double-doubles with 21; Laretta Freeman owns the single-season mark with 23.

It was a banner night for Auburn's offense as three players finished with 20-plus points. Robyn Benton scored a career-high 23 points with 17 of those coming in the second half; she also had four steals and a block. Erin Howard also had a career-high 22, hitting four 3-pointers. And Daisa Alexander was 7-of-9 from the floor for 21 points to go along with six assists.

As a team, Auburn shot a season-high 59 percent (35-59) and hit 9-of-23 3-pointers (39.1%). The Tigers forced Mizzou into 20 turnovers, converting those into a season-high 28 points. Auburn also out-rebounded Missouri 35-25.

Auburn led most of the first half and took a 39-37 lead to the break. Both teams shot better than 50 percent in the opening half, but Missouri ended the second quarter on a 13-6 run.

But Auburn was white hot to start the third quarter, hitting its first 10 shots as it opened up a 14-point lead at 60-46 with 6:18 to play in the period. The shots kept falling as a late 6-0 run, punctuated by two straight buckets from freshman Annie Hughes, gave the Tigers a 73-55 lead.

2019-20 Auburn Women's Basketball
Auburn Combined Team Statistics (as of Feb 27, 2020)
All games

RECORD:	OVERALL	HOME	AWAY	NEUTRAL
ALL GAMES	10-16	7-5	2-9	1-2
CONFERENCE	4-11	3-4	1-7	0-0
NON-CONFERENCE	6-5	4-1	1-2	1-2

#	Player	gp-gs	min	avg	Total		3-Point		F-Throw		Rebounds				a	to	blk	stl	pts	avg			
					fg-fga	fg%	3fg-fga	3fg%	ft-fa	ft%	off	def	tot	avg							pf	dq	
20	Unique Thompson	26-26	852	32.8	162-281	.577	0-0	.000	107-150	.713	123	179	302	11.6	55	0	45	74	12	43	431	16.6	
00	Daisa Alexander	24-24	730	30.4	116-289	.401	26-88	.295	69-85	.812	16	63	79	3.3	60	1	78	71	1	53	327	13.6	
01	Robyn Benton	17-11	448	26.4	60-170	.353	23-69	.333	35-39	.897	33	17	50	2.9	39	0	24	29	9	48	178	10.5	
05	Brooke Moore	18-17	466	25.9	61-187	.326	24-92	.261	31-40	.775	14	15	29	1.6	23	0	17	42	1	20	177	9.8	
13	Lauren Hansen	25-20	607	24.3	69-193	.358	40-120	.333	19-22	.864	4	30	34	1.4	51	3	40	70	0	21	197	7.9	
24	Erin Howard	26-14	706	27.2	66-179	.369	36-112	.321	15-24	.625	30	83	113	4.3	61	0	27	39	20	37	183	7.0	
10	Kiyae' White	26-11	449	17.3	33-62	.532	0-1	.000	26-52	.500	36	87	123	4.7	57	0	14	31	10	19	92	3.5	
03	Annie Hughes	26-7	434	16.7	33-79	.418	11-32	.344	6-11	.545	18	17	35	1.3	26	0	16	19	0	13	83	3.2	
02	Sania Wells	22-0	180	8.2	13-39	.333	3-12	.250	8-12	.667	5	13	18	0.8	23	0	9	14	0	5	37	1.7	
30	M. Robinson-Nwagwu	26-0	299	11.5	13-64	.203	2-10	.200	8-17	.471	12	25	37	1.4	32	1	41	45	2	18	36	1.4	
35	Natalie Kelly	15-0	43	2.9	2-2	1.000	0-0	.000	1-2	.500	2	5	7	0.5	6	0	0	2	0	2	5	0.3	
Team											40	39	79					23					
Total.....		26	5253		633-1555	.407	166-538	.309	326-458	.712	335	576	911	35.0	439	5	312	460	56	279	1758	67.6	
Opponents.....		26	5250		700-1507	.465	204-566	.360	288-406	.709	260	627	887	34.1	396	-	407	452	68	233	1892	72.8	

TEAM STATISTICS	AU	OPP	Date	Opponent	Score	Att.	
SCORING	1758	1892	11/06/19	WOFFORD	w	84-82	1618
Points per game	67.6	72.8	11/14/19	OLD DOMINION	L	77-89	1635
Scoring margin	-5.2	-	11/21/19	at UAB	L	75-80	1081
FIELD GOALS-ATT	633-1555	700-1507	11/24/19	SAINT JOSEPH'S	w	66-62	1796
Field goal pct	.407	.465	11/29/19	vs Middle Tennessee	L	50-73	313
3 POINT FG-ATT	166-538	204-566	11/30/19	vs Dayton	Wot	76-74	317
3-point FG pct	.309	.360	12/1/19	vs Drake	L	82-83	457
3-pt FG made per game	6.4	7.8	12/04/19	at South Alabama	w	82-62	1106
FREE THROWS-ATT	326-458	288-406	12/07/19	at TCU	L	65-80	2259
Free throw pct	.712	.709	12/15/19	BETHUNE-COOKMAN	w	74-56	1588
F-Throws made per game	12.5	11.1	12/28/19	JACKSONVILLE ST.	w	62-53	1827
REBOUNDS	911	887	* 01/02/20	at Vanderbilt	L	55-77	2255
Rebounds per game	35.0	34.1	* 01/05/20	ARKANSAS	L	70-86	1702
Rebounding margin	+0.9	-	* 01/09/20	FLORIDA	L	63-83	1621
ASSISTS	312	407	* 01/12/20	ALABAMA	L	48-75	2833
Assists per game	12.0	15.7	* 01/19/20	at Georgia	L	50-61	4888
TURNOVERS	460	452	* 01/23/20	OLE MISS	w	59-43	1483
Turnovers per game	17.7	17.4	* 01/27/20	at Kentucky	L	61-68	3803
Turnover margin	-0.3	-	* 01/30/20	at Mississippi St.	L	73-78	7249
Assist/turnover ratio	0.7	0.9	* 02/02/20	VANDERBILT	w	70-62	1728
STEALS	279	233	* 02/09/20	at Alabama	L	64-68	3188
Steals per game	10.7	9.0	* 02/13/20	at #1/1 South Carolina	L	53-79	11417
BLOCKS	56	68	* 02/16/20	LSU	w	65-60	2057
Blocks per game	2.2	2.6	* 02/20/20	MISSISSIPPI ST.	Lot	85-92	1656
ATTENDANCE	21544	46682	* 02/23/20	at Texas A&M	L	54-84	4809
Home games-Avg/Game	12-1795	11-4145	* 2/27/20	at Mizzou	w	95-82	3540
Neutral site-Avg/Game	-	3-362					

1 = Gulf Coast Showcase (Estero, Fla.)

* = Conference game

Score by Periods	1st	2nd	3rd	4th	OT	Totals
Auburn	409	407	467	456	19	1758
Opponents	475	430	481	482	24	1892

2019-20 Auburn Women's Basketball
Auburn Combined Team Statistics (as of Feb 27, 2020)
Conference games only

RECORD:	OVERALL	HOME	AWAY	NEUTRAL
ALL GAMES	4-11	3-4	1-7	0-0
CONFERENCE	4-11	3-4	1-7	0-0
NON-CONFERENCE	0-0	0-0	0-0	0-0

##	Player	gp-gs	min	avg	Total		3-Point		F-Throw		Rebounds				pf	dq	a	to	blk	stl	pts	avg
					fg-fga	fg%	3fg-fga	3fg%	ft-fa	ft%	off	def	tot	avg								
20	Unique Thompson	15-15	503	33.5	85-165	.515	0-0	.000	53-70	.757	61	107	168	11.2	31	0	29	38	6	23	223	14.9
00	Daisa Alexander	13-13	415	31.9	56-153	.366	13-46	.283	42-49	.857	9	32	41	3.2	29	0	56	49	1	26	167	12.8
01	Robyn Benton	15-11	414	27.6	54-158	.342	21-64	.328	35-39	.897	31	16	47	3.1	37	0	22	29	7	46	164	10.9
05	Brooke Moore	8-7	188	23.5	24-76	.316	8-32	.250	9-14	.643	4	7	11	1.4	3	0	3	17	0	6	65	8.1
24	Erin Howard	15-14	424	28.3	41-110	.373	25-70	.357	11-17	.647	18	45	63	4.2	44	0	16	27	11	22	118	7.9
13	Lauren Hansen	15-11	353	23.5	37-100	.370	18-60	.300	11-12	.917	1	17	18	1.2	21	0	21	36	0	10	103	6.9
10	Kiyae' White	15-1	255	17.0	18-28	.643	0-1	.000	10-23	.435	19	44	63	4.2	32	0	7	18	5	10	46	3.1
03	Annie Hughes	15-3	189	12.6	14-37	.378	6-17	.353	2-4	.500	4	6	10	0.7	9	0	3	10	0	6	36	2.4
02	Sania Wells	13-0	124	9.5	11-30	.367	3-10	.300	3-6	.500	5	8	13	1.0	17	0	3	8	0	4	28	2.2
30	M. Robinson-Nwagwu	15-0	144	9.6	6-35	.171	1-9	.111	2-5	.400	7	12	19	1.3	12	0	22	23	0	13	15	1.0
35	Natalie Kelly	7-0	16	2.3	0-0	.000	0-0	.000	0-0	.000	1	1	2	0.3	2	0	0	2	0	2	0	0.0
Team											28	22	50				17					
Total.....		15	3025		346-892	.388	95-309	.307	178-239	.745	188	317	505	33.7	237	0	182	274	30	168	965	64.3
Opponents.....		15	3025		421-869	.484	102-279	.366	154-214	.720	155	379	534	35.6	223	-	251	267	43	150	1098	73.2

TEAM STATISTICS	AU	OPP	Date	Opponent	Score	Att.
SCORING	965	1098	* 01/02/20	at Vanderbilt	L 55-77	2255
Points per game	64.3	73.2	* 01/05/20	ARKANSAS	L 70-86	1702
Scoring margin	-8.9	-	* 01/09/20	FLORIDA	L 63-83	1621
FIELD GOALS-ATT	346-892	421-869	* 01/12/20	ALABAMA	L 48-75	2833
Field goal pct	.388	.484	* 01/19/20	at Georgia	L 50-61	4888
3 POINT FG-ATT	95-309	102-279	* 01/23/20	OLE MISS	W 59-43	1483
3-point FG pct	.307	.366	* 01/27/20	at Kentucky	L 61-68	3803
3-pt FG made per game	6.3	6.8	* 01/30/20	at Mississippi St.	L 73-78	7249
FREE THROWS-ATT	178-239	154-214	* 02/02/20	VANDERBILT	W 70-62	1728
Free throw pct	.745	.720	* 02/09/20	at Alabama	L 64-68	3188
F-Throws made per game	11.9	10.3	* 02/13/20	at #1/1 South Carolina	L 53-79	11417
REBOUNDS	505	534	* 02/16/20	LSU	W 65-60	2057
Rebounds per game	33.7	35.6	* 02/20/20	MISSISSIPPI ST.	Lot 85-92	1656
Rebounding margin	-1.9	-	* 02/23/20	at Texas A&M	L 54-84	4809
ASSISTS	182	251	* 2/27/20	at Mizzou	W 95-82	3540
Assists per game	12.1	16.7				
TURNOVERS	274	267				
Turnovers per game	18.3	17.8				
Turnover margin	-0.5	-				
Assist/turnover ratio	0.7	0.9				
STEALS	168	150				
Steals per game	11.2	10.0				
BLOCKS	30	43				
Blocks per game	2.0	2.9				
ATTENDANCE	13080	41149				
Home games-Avg/Game	7-1869	8-5144				
Neutral site-Avg/Game	-	0-0				

1 = Gulf Coast Showcase (Estero, Fla.)
 * = Conference game

Score by Periods	1st	2nd	3rd	4th	OT	Totals
Auburn	231	223	252	253	6	965
Opponents	274	250	297	264	13	1098




Daisa Alexander
Senior • G • 5-8
Decatur, Ga.
Southwest DeKalb HS



Robyn Benton
Sophomore • G • 5-9
Atlanta, Ga.
Greater Atlanta Christian School



Sania Wells
Freshman • G • 5-7
Moss Point, Miss.
East Central HS



Annie Hughes
Freshman • G • 5-9
Dutton, Ala.
Pisgah HS




Brooke Moore
Sophomore • G • 5-7
Atlanta, Ga.
Henry County HS




Kiyae' White
RS Sophomore • F • 6-2
Macungie, Pa.
Emmaus HS



Lauren Hansen
Freshman • G • 5-8
Long Island, N.Y.
Ward Melville HS



Jala Jordan
Sophomore • F • 6-2
Philadelphia, Pa.
West Virginia




Unique Thompson
Junior • F • 6-3
Theodore, Ala.
Faith Academy



Honesty Scott-Grayson
Sophomore • G • 5-9
Brick, N.J.
Baylor



Erin Howard
Sophomore • G/F • 6-1
Madison, Wis.
Madison East HS



Morgan Robinson-Nwagwu
Freshman • G • 5-8
Norcross, Ga.
Norcross HS



Natalie Kelly
Freshman • F • 6-3
Albany, La.
Albany HS



Terri Williams-Flournoy
Head Coach
Penn State (1991)
Eighth Season



Ty Evans
Associate Head Coach
Wisconsin-Whitewater (1995)
Eighth Season



Clarisse Garcia
Assistant Coach
Villanova (2007)
Fourth Season



La'Keshia Frett Meredith
Assistant Coach
Georgia (1997)
First Season