

Ole Miss

BASKETBALL



2019-20 GAME NOTES | MBB Contact: Adam Kuffner | kuffner@olemiss.edu | Cell: 662-816-0497 | Office: 662-915-7031

OleMissSports.com | OleMissGameday.com | @OleMissMBB | OleMissMBB | OleMissMBB

2019-20 SCHEDULE

| Date | Opponent [TV] | Time/Result |
|---------|-------------------------------------|----------------|
| 11/4 | MISSISSIPPI COLLEGE (EXH.) | W, 69-43 |
| 11/8 | ARKANSAS STATE [SECN+] | W, 71-43 |
| 11/12 | NORFOLK STATE [SECN+] | W, 68-55 |
| 11/15 | WESTERN MICHIGAN [SECN+] | W, 85-58 |
| 11/19 | SEATTLE [SECN+] | W, 65-52 |
| 11/23 | at #16/20 Memphis [ESPN3] | L, 86-87 |
| 11/27 | vs. Penn St. ^ [ESPN2] | W, 74-72 |
| 11/29 | vs. Oklahoma State [ESPN2] | L, 37-78 |
| 12/3 | #24/24 BUTLER [SEC Network] | L, 58-67 |
| 12/7 | CSU BAKERSFIELD [SECN+] | W, 83-67 |
| 12/14 | MIDDLE TENNESSEE [SEC Network] | W, 82-64 |
| 12/21 | vs. Southeastern Louisiana@ [SECN+] | W, 83-76 |
| 12/29 | TENNESSEE TECH [SECN+] | W, 80-63 |
| 1/4 | at #24/23 Wichita State [ESPN2] | L, 54-74 |
| 1/7 | at Texas A&M* [SEC Network] | L, 47-57 |
| 1/11 | ARKANSAS* [SEC Network] | L, 72-76 |
| 1/14 | at Florida* [ESPN2] | L, 57-71 |
| 1/18 | LSU* [ESPN2] | L, 76-80 |
| 1/21 | at Tennessee* [SEC Network] | L, 48-73 |
| 1/25 | at Georgia* [SEC Network] | W, 70-60 |
| 1/28 | #17/16 AUBURN* [ESPN2] | L, 82-83 (2OT) |
| 2/1 | at #22/24 LSU* [ESPN2] | L, 63-73 |
| 2/5 | SOUTH CAROLINA* [SEC Network] | W, 84-70 |
| 2/8 | FLORIDA* [ESPN2] | W, 88-51 |
| 2/11 | MSU* [ESPN2] | W, 83-58 |
| 2/15 | at #12/12 Kentucky* [ESPN] | L, 62-67 |
| 2/18 | at Missouri* [SEC Network] | L, 68-71 |
| 2/22 | ALABAMA* [SEC Network] | L, 78-103 |
| 2/25 | at #15/15 Auburn* [SEC Network] | 6 PM |
| 2/29 | VANDERBILT* [SEC Network] | 12 PM |
| 3/4 | MISSOURI* [SEC Network] | 8 PM |
| 3/7 | at MSU* [SEC Network] | 5:30 PM |
| 3/11-15 | SEC Tournament& | TBA |

HOME GAME

* SEC Game | Ranking: AP/USA TODAY Coaches | All Times CT
^ NIT Tip-Off (Brooklyn, N.Y.)

@ Game at Mississippi Coliseum in Jackson, Miss.
& SEC Tournament (Nashville, Tenn.)



#15/15 Auburn
TIGERS
(23-4, 10-4 SEC)

Head Coach: Bruce Pearl
Career: 585-221/25th
At AU: 123-76/6th

GAME 28

Date: Tuesday, Feb. 25, 2020
Time: 6 p.m. CT
Location: Auburn, Ala.
Arena: Auburn Arena (9,121)
Television: SEC Network
Tom Hart, play-by-play
Dane Bradshaw, analyst
Alyssa Lang, Reporter
Radio: Ole Miss Sports Network
David Kellum, play-by-play
Marc Dukes, analyst
Live Video: ESPN.com/ESPN app
Live Audio: OleMissSports.com/TuneIn app
Series: Auburn leads 78-60
Last Meeting: March 14, 2019
Auburn won 83-82 (2OT); Oxford, Miss.



Ole Miss
REBELS
(13-14, 4-10 SEC)

Head Coach: Kermit Davis
Career: 502-290/25th
At OM: 33-27/2nd

TIPOFF TIDBITS

- Ole Miss has won 12 of the last 15 matchups versus the Tigers, including a 60-55 win at Auburn last season; the 55 points were the fewest the Tigers have scored in an SEC home game under Bruce Pearl and the fewest in any home game since they lost 58-54 versus Coastal Carolina (Dec. 3, 2014).
- Auburn won the first game of the season, 83-82, in double overtime at The Pavilion (Jan. 28).
- **Devontae Shuler** has averaged 19.0 ppg over his last three games against Auburn, scoring 26 earlier this season.
- **Breein Tyree** was 12 for 12 at the free throw line against Alabama, the most free throws made in a game without a miss by a Rebel since Marshall Henderson went 14 for 14 versus Georgia (Feb. 16, 2013); he has made 23 consecutive free throws, missing his first at Missouri last week before rattling off 11 straight in that road game.
- Ole Miss shot 54.2 percent (26 of 48) in Saturday's game versus the Crimson Tide, its best shooting percentage in an SEC game since going 26 of 45 (57.8 percent) at Auburn (Feb. 7, 2015).
- **Breein Tyree** is averaging 29.5 ppg over the past six games, leading the SEC in scoring overall (20.6 ppg) and ranking 18th nationally.
- **Breein Tyree** averages 24.7 ppg in SEC play to lead the conference; he increased his scoring output from non-conference to SEC play in each of his first three seasons as well.
- The Rebels rank 13th nationally in defending the three-point line; opponents are shooting 29.0 percent.
- Eleven of Ole Miss' 13 victories have been by double digits, including all four in SEC play; the Rebels are 1-6 in games decided by five points or less, including an 0-5 mark in conference contests.
- Ole Miss starters have scored 865 of the team's 956 points in SEC play (90.5 percent).
- All five starters are averaging double figures in wins: **Breein Tyree** (21.0 ppg), **Blake Hinson** (12.1 ppg), **Devontae Shuler** (11.5 ppg), **KJ Buffen** (11.5 ppg) and **Khadim Sy** (10.3 ppg).
- **Breein Tyree** is one 3-pointer away from becoming the sixth Rebel in history to make 200 threes over a career; Tyree already ranks seventh on the Ole Miss all-time scoring list with 1,722 points.

OLE MISS STYLE GUIDE

NAME

Ole Miss (preferred)
University of Mississippi
~~Mississippi~~

NICKNAME



Rebels













MASCOT



TONY

PROJECTED OLE MISS STARTERS

| | PTS | REB | AST | STL | FG% | FT% |
|--|------|-----|-----|-----|------|------|
|  G 2 DEVONTAE SHULER 6-2 190 Jr. Irmo, S.C. | 11.6 | 4.8 | 3.4 | 1.8 | 41.4 | 64.3 |
|  G 4 BREEIN TYREE 6-2 195 Sr. Somerset, N.J. | 20.6 | 3.6 | 2.6 | 1.3 | 43.9 | 80.8 |
|  G/F 0 BLAKE HINSON 6-7 229 So. Deltona, Fla. | 10.3 | 4.8 | 1.5 | 0.6 | 40.9 | 70.4 |
|  F 5 KJ BUFFEN 6-7 225 So. Gainesville, Ga. | 9.6 | 5.9 | 1.4 | 0.9 | 50.8 | 69.0 |
|  F 3 KHADIM SY 6-10 240 Jr. Dakar, Senegal | 9.3 | 5.6 | 0.7 | 0.7 | 50.6 | 70.3 |

| | | | | | | | | | |
|-----|---|---|------------|------------|------------|------------|------------|------------|---|
| 0 |  | BLAKE HINSON 6-7 229 So. Deltona, Fla. Major: Sports and Rec. Admin. | PTS | REB | AST | STL | FG% | FT% | LAST GAME: Tallied 11 points, one rebound, one assist and one steal NOTES: Has made 22 consecutive starts ... Shooting 43.4 percent from three at home ... Scored 16 points in 49 minutes in double OT game vs. No. 16 Auburn (Jan. 28) ... Produced his first career double-double (16 points, 11 rebounds) at Florida |
| G/F | | | 10.3 | 4.8 | 1.5 | 0.6 | 40.9 | 70.4 | |
| 1 |  | AUSTIN CROWLEY 6-5 190 Fr. West Point, Miss. Major: Sports and Rec. Admin. | PTS | REB | AST | STL | FG% | FT% | LAST GAME: Made two free throws and had one assist in 17 minutes NOTES: Has played in all 27 games, averaging 14.9 minutes per game to lead the bench in playing time ... Scored a career-high 11 points vs. Middle Tennessee (Dec. 14) ... Rated a four-star recruit by 247Sports, ESPN and Rivals |
| G | | | 2.9 | 1.4 | 1.4 | 0.4 | 37.1 | 75.0 | |
| 2 |  | DEVONTAE SHULER 6-2 190 Jr. Irmo, S.C. Major: Multi-Disciplinary Studies | PTS | REB | AST | STL | FG% | FT% | LAST GAME: Scored 21 points with seven rebounds and three assists NOTES: Fifth in the SEC in assist/turnover ratio (1.7) and steals ... Averaging 15.5 ppg over the past eight games ... Scored a career-high 28 points at No. 22 LSU (Feb. 1) ... Had 26 points vs. No. 16 Auburn (Jan. 28) ... 137 career steals (11th all-time) |
| G | | | 11.6 | 4.8 | 3.4 | 1.8 | 41.4 | 64.3 | |
| 3 |  | KHADIM SY 6-10 240 Jr. Dakar, Senegal Major: Multi-Disciplinary Studies | PTS | REB | STL | BLK | FG% | FT% | LAST GAME: Scored seven points with career highs in rebounds (8) and steals (2) NOTES: Ranks second on the team in blocks and rebounds ... Scored a career-high 20 points vs. SLU (Dec. 21) ... A 4-star forward according to Rivals.com and rated the No. 3 JUCO prospect according to 247Sports ... NJCAA All-American Honorable Mention |
| G | | | 9.3 | 5.6 | 0.7 | 0.7 | 50.6 | 70.3 | |
| 4 |  | BREEIN TYREE 6-2 195 Sr. Somerset, N.J. Major: Multi-Disciplinary Studies | PTS | REB | AST | STL | FG% | FT% | LAST GAME: Game-high 28 points (12-12 from FT line), fouled out with 8:50 to go NOTES: 29.5 ppg over the last six games ... Leads SEC in scoring overall and during conference play (24.7 ppg) ... SEC Player of the Week (Feb. 9) ... 15 20-point games, four 30-point games ... Scored a career-high 40 points vs. Mississippi State (Feb. 11) |
| G | | | 20.6 | 3.6 | 2.6 | 1.3 | 43.9 | 80.8 | |
| 5 |  | KJ BUFFEN 6-7 225 So. Gainesville, Ga. Major: Multi-Disciplinary Studies | PTS | REB | STL | BLK | FG% | FT% | LAST GAME: Scored two points in 13 minutes before suffering a lower back injury NOTES: Leads team in blocks and rebounding (19th in the conference) ... One of two Rebels to start all 27 games ... Against Arkansas (Jan. 11), produced his first career double-double ... Scored a career-high 23 points in the win over Norfolk St. (Nov. 12) |
| G | | | 9.6 | 5.9 | 1.4 | 0.9 | 50.8 | 69.0 | |
| 10 |  | CARLOS CURRY 6-11 240 R-Fr. Albany, Ga. Major: Multi-Disciplinary Studies | PTS | REB | STL | BLK | FG% | FT% | LAST GAME: Pulled down one rebound in six minutes off the bench NOTES: Recorded four points (career high) in three games, including at Florida (Jan. 14) in a career-high 17 minutes ... Redshirted last season ... Averaged a double-double as a high school senior (15 ppg and 10 rpg) ... Earned all-state honorable mention |
| F | | | 0.8 | 0.7 | 0.2 | 0.1 | 42.9 | -- | |
| 11 |  | FRANCO MILLER JR. 6-3 199 R-Fr. Freeport, Bahamas Major: Sports and Rec. Admin. | PTS | REB | AST | STL | FG% | FT% | LAST GAME: Played five minutes off the bench NOTES: Scored four points in the season opener, his Ole Miss debut ... Redshirted last season to recover from a knee injury ... Averaged 25.8 ppg, 6.0 rpg, 5.2 apg and 3.3 spg as a senior at Crestwood Preparatory College in Toronto, Canada |
| G | | | 0.4 | 1.1 | 0.4 | 0.1 | 11.8 | 50.0 | |
| 12 |  | SHON ROBINSON 6-11 212 Fr. Chicago, Ill. Major: Freshman Studies | PTS | REB | AST | STL | FG% | FT% | LAST GAME: Did not play NOTES: Will redshirt this season ... Ranked as a four-star prospect and No. 85 nationally in the 2020 class by ESPN, but finished high school in the summer to reclassify and become part of the 2019 class ... Averaged a double-double with 22 ppg and 12 rpg his final year |
| F | | | -- | -- | -- | -- | -- | -- | |
| 13 |  | BRYCE WILLIAMS 6-2 180 Jr. Tampa, Fla. Major: Multi-Disciplinary Studies | PTS | REB | AST | STL | FG% | FT% | LAST GAME: Recorded two points, one rebound, one assist, one steal and one block NOTES: Scored a career-high 15 points vs. Penn State (Nov. 27), including the game-winning free throws with 13 seconds left, going 3 for 3 from three and 6 for 6 from the line ... Played in 55 games over two seasons at Daytona State, averaging 14.9 ppg |
| G | | | 3.3 | 0.8 | 0.8 | 0.5 | 40.7 | 80.6 | |
| 14 |  | ANTAVION COLLUM 6-7 224 Fr. Memphis, Tenn. Major: Freshman Studies | PTS | REB | AST | STL | FG% | FT% | LAST GAME: Tallied five points, three boards, two assists and one steal in 20 minutes NOTES: Has seen increased role, averaging 18.3 minutes over the past six games ... Scored a team-high seven points in the NIT Tip-Off championship game vs. Oklahoma State (Nov. 29) ... A four-star prospect rated as the No. 4 player in Tennessee by ESPN |
| F | | | 1.3 | 1.7 | 0.4 | 0.4 | 29.6 | 66.7 | |
| 15 |  | LUIS RODRIGUEZ 6-6 215 So. Los Angeles, Calif. Major: Sports and Rec. Admin. | PTS | REB | AST | STL | FG% | FT% | LAST GAME: Did not play vs. Alabama NOTES: Out for the season, but back to practice Feb. 19 (non-contact only) ... Started the first five games before suffering a foot injury in shootaround (Nov. 27), ranked second in rebounds and assists at the time ... Scored a career-high 10 points vs. WMU |
| G/F | | | 5.8 | 5.2 | 2.6 | 1.0 | 37.5 | 68.8 | |
| 23 |  | SAMMY HUNTER 6-9 228 Fr. Nassau, Bahamas Major: Sports and Rec. Admin. | PTS | REB | AST | STL | FG% | FT% | LAST GAME: Registered one rebound and his first career block in three minutes NOTES: Has played in 22 games, averaging 12.7 minutes per game primarily off the bench ... Scored a career-high eight points vs. Western Michigan (Nov. 15) ... No. 184 prospect according to 247Sports ... Averaged 27.0 ppg and 8.0 rpg as a senior |
| F | | | 2.9 | 1.3 | 0.4 | 0.1 | 43.6 | 66.7 | |
| 33 |  | JOHN MCBRIDE 6-7 218 R-Fr. Memphis, Tenn. Major: Accountancy | PTS | REB | AST | BLK | FG% | FT% | LAST GAME: Did not play vs. Alabama NOTES: Has played in eight games off the bench this season ... Registered his first career block at Tennessee (Jan. 21), his SEC debut ... Scored the first points of his career, knocking down a three-pointer vs. Tennessee Tech (Dec. 29) ... Walk-on |
| G | | | 0.4 | 0.4 | 0.0 | 0.1 | 20.0 | -- | |
| 34 |  | CONNER MCKAY 5-11 182 Jr. Baldwin, Miss. Major: Multi-Disciplinary Studies | PTS | REB | BLK | STL | FG% | FT% | LAST GAME: Did not play vs. Alabama NOTES: Made his Ole Miss debut in the season opener vs. Arkansas State ... Walk-on and practiced with the team last year ... Spent two seasons at Northeast Mississippi Community College, playing in 56 games for the Tigers ... Made 19 starts |
| G | | | 0.0 | 0.0 | 0.0 | 0.0 | -- | -- | |

CAREER RECORD AS A HEAD COACH (ALL DIVISIONS):

502-290 (.634 pct. / 25 seasons)

CAREER RECORD AS A HEAD COACH (DIVISION I):

436-265 (.622 pct. / 22 seasons)

COACHING HONORS

- 1989 Big Sky Coach of the Year (league)
- 1990 Big Sky Coach of the Year (league)
- 2003 Sun Belt Coach of the Year (league)
- 2008 Sun Belt Coach of the Year (Colleg Insider.com)
- 2010 Sun Belt Coach of the Year (Colleg Insider.com)
- 2012 Sun Belt Coach of the Year (league, Colleg Insider.com)
- 2012 NABC District 24 Coach of the Year
- 2013 Sun Belt Coach of the Year (league, Colleg Insider.com)
- 2016 Daily News Journal Sportsperson of the Year
- 2017 Conference USA Coach of the Year (league)
- 2017 NABC District 11 Coach of the Year
- 2017 TSWA Coach of the Year
- 2019 Jim Phelan Award Finalist (Colleg Insider.com)
- 2019 SEC Coach of the Year (league, AP)

**COACHING CAREER**

| Season | School | Position | Record/Postseason |
|-----------|--------------------------|----------------------|-------------------------|
| 1984-85 | Southwest Mississippi CC | Head Coach | 17-9 |
| 1985-86 | Southwest Mississippi CC | Head Coach | 22-11 |
| 1986-87 | Idaho | Assistant Coach | 16-14 |
| 1987-88 | Idaho | Assistant Coach | 19-11 |
| 1988-89 | Idaho | Head Coach | 25-6/NCAA First Round |
| 1989-90 | Idaho | Head Coach | 25-6/NCAA First Round |
| 1990-91 | Texas A&M | Head Coach | 8-21 |
| 1991-92 | Chipola | Associate Head Coach | |
| 1992-93 | Chipola | Associate Head Coach | |
| 1993-94 | Chipola | Head Coach | 27-5/State Semifinals |
| 1994-95 | Utah State | Associate Head Coach | 21-8/NIT |
| 1995-96 | Utah State | Associate Head Coach | 18-15 |
| 1996-97 | Idaho | Head Coach | 13-17 |
| 1997-98 | LSU | Associate Head Coach | 9-18 |
| 1998-99 | LSU | Associate Head Coach | 12-15 |
| 1999-2000 | LSU | Associate Head Coach | 28-6/NCAA Sweet Sixteen |
| 2000-01 | LSU | Associate Head Coach | 13-16 |
| 2001-02 | LSU | Associate Head Coach | 19-15/NIT Second Round |
| 2002-03 | Middle Tennessee | Head Coach | 16-14 |
| 2003-04 | Middle Tennessee | Head Coach | 17-12 |
| 2004-05 | Middle Tennessee | Head Coach | 19-12 |
| 2005-06 | Middle Tennessee | Head Coach | 16-12 |
| 2006-07 | Middle Tennessee | Head Coach | 15-17 |
| 2007-08 | Middle Tennessee | Head Coach | 17-15 |
| 2008-09 | Middle Tennessee | Head Coach | 18-14 |
| 2009-10 | Middle Tennessee | Head Coach | 19-14/CIT First Round |
| 2010-11 | Middle Tennessee | Head Coach | 16-16 |
| 2011-12 | Middle Tennessee | Head Coach | 27-7/NIT Quarterfinals |
| 2012-13 | Middle Tennessee | Head Coach | 28-6/NCAA First Four |
| 2013-14 | Middle Tennessee | Head Coach | 24-9 |
| 2014-15 | Middle Tennessee | Head Coach | 19-17/CIT First Round |
| 2015-16 | Middle Tennessee | Head Coach | 25-10/NCAA Second Round |
| 2016-17 | Middle Tennessee | Head Coach | 31-5/NCAA Second Round |
| 2017-18 | Middle Tennessee | Head Coach | 25-8/NIT Second Round |
| 2018-19 | Ole Miss | Head Coach | 20-13/NCAA First Round |
| 2019-20 | Ole Miss | Head Coach | 13-14 |

EDUCATION: Bachelor's (1982); Master's (1984) - Mississippi State**FASTBREAK FACTS ON KERMIT DAVIS**

- Ranks 132nd all-time in career wins and 38th among active head coaches
- One of 63 coaches in college basketball history to take three different schools to the NCAA Tournament
- One of eight active head coaches to be the son of a former Division I head coach
- Nine seasons of 24 or more wins as a head coach
- Nine-time conference coach of the year
- Sixth Ole Miss coach to earn SEC Coach of the Year honors, only the second to do so in his first year
- First coach in Ole Miss history to win his first three SEC games
- Second coach in Ole Miss history to win 13 of his first 15 games as the Rebels' head coach
- Third coach in Ole Miss history to win 20 games in his first season as head coach
- Winningest head coach in Middle Tennessee history
- Winningest head coach in Sun Belt Conference history
- Coached Middle Tennessee to 179 wins in the last seven seasons, the most by any school in the state of Tennessee during that span
- Won nine conference championships (seven regular season, two conference tournaments) at Middle Tennessee over the past nine seasons
- During 2017-18 season, led the Blue Raiders to a nation-best 12 road wins as Middle Tennessee went 12-2 in true road games
- Coached one of the biggest upsets in NCAA Tournament history, leading No. 15 seed Middle Tennessee to a win over No. 2 seed Michigan State in the 2016 NCAA Tournament
- One year later, led Middle Tennessee back to the NCAA Tournament as a No. 12 seed, where they beat No. 5 seed Minnesota
- Other wins over Power 5 schools include Auburn, Ole Miss, Tennessee, UCLA and Vanderbilt
- As a head coach, has led his teams to 14 conference championships (10 regular season, four conference tournaments)
- Serving as associate head coach, helped Utah State and LSU earn conference titles; took LSU to the Sweet 16 to conclude a 28-6 campaign
- Inducted into the Southwest Mississippi College Hall of Fame in October 2018
- Youngest Division I head coach in the nation at Idaho at age 28
- Youngest junior college coach in the nation at Southwest Mississippi at age 24
- He and his wife Betty have two daughters, Ally and Claire



OLE MISS QUICK FACTS

Name...Ole Miss (The University of Mississippi)
Nickname..... Rebels
Location..... Oxford, Mississippi
Founded..... November 6, 1848
Enrollment..... 23,090
School Colors..... Cardinal Red and Navy Blue
Mascot..... Tony the Landshark
Chancellor..... Dr. Glen Boyce
Faculty Representative..... Dr. Ron Rychlak
Athletics Director..... Keith Carter
Conference..... Southeastern (SEC)
2018-19 Record..... 20-13
SEC Record/Finish..... 10-8/6th SEC
Postseason..... NCAA First Round
Lettermen Returning/Lost..... 5/7
Starters Returning/Lost..... 3/2
Newcomers..... 7

MEDIA SERVICES

CREDENTIALS

Please contact the Athletics Communications Office for game credentials. Requests for credentials should be emailed to Adam Kuffner (kuffner@olemiss.edu) and will be limited to working members of the media. Credentials will be held at the will-call table located at the media entrance on the southwest corner of The Pavilion at Ole Miss.

Priority will be given to media representatives that cover Ole Miss Basketball on a regular basis. Credentials are non-transferable. Unauthorized use is strictly prohibited.

INTERVIEW POLICY

All interview requests — coaches and players — **MUST** be coordinated through the Communications Office. During the week, head coach Kermit Davis and Rebel players will generally be available for interviews at the Tuohy Center or The Pavilion before practice on Mondays, unless arranged otherwise. Please email or text your player requests to Adam Kuffner by 1 p.m. of the day prior to interviews. There will be no gameday player interviews until after the game.

PRACTICE POLICY

Some Ole Miss basketball practices may be opened to the media. If you would like to attend, contact Adam Kuffner for availability and more information.

WEEKLY TELECONFERENCE

The Southeastern Conference conducts teleconferences 2-3 times per season with all 14 men's basketball head coaches beginning in January and running through the end of the season. Contact the SEC Media Relations office or the Ole Miss Athletics Communications office for dates and times.

PARKING

Media parking is located in the garage or at the Ole Miss Track Complex. Media members should request parking in advance. Media members that attend practices, press conferences and other on-campus events during the week should make arrangements with campus parking by visiting olemiss.edu/parking/media.html.

POSTGAME INTERVIEWS

Both team locker rooms are CLOSED to the media following the game, by facility policy. Visiting coach and player interviews will address the media in the media workroom following a cooling off period approximately 10 minutes after the game. Ole Miss head coach Kermit Davis and selected Ole Miss players will address the media following the visiting team.

SEC LEADERS

- **Breein Tyree** leads the SEC in scoring overall (20.6 ppg) as well as in conference play (24.7 ppg).
- Tyree is the SEC's active leader in career points (1,722) and field goals made (580).
- Tyree is one of two SEC players (Skylar Mays-LSU) to rank in the top 10 in both field goal percentage (10th-43.9) and free throw percentage (8th-80.8); his field goal percentage (6th-47.5) and free throw percentage (4th-84.0) are both better in conference play.
- **Devontae Shuler** ranks second in the SEC in steals (2.0 per game) during conference play and fifth overall (1.8 per game).
- Shuler is one of two SEC guards (Ashton Hagans-Kentucky) to average at least 1.8 steals per game and boast at least a 1.7 assist/turnover ratio; both marks rank top five in the SEC.
- The Rebels are limiting opponents to 29.0 percent from beyond the arc, ranking second in the conference.
- Ole Miss ranks third in steals (7.1) during SEC play.

SCOUTING AUBURN

Auburn enters Tuesday's game ranked No. 15 in both polls following a comeback win over Tennessee at home. Rallying from 17 points down in the second half, the Tigers improved to 23-4 on the season, including 10-4 in SEC play. Auburn gets to the charity stripe often with 736 attempts ranking second nationally. The Tigers have made 495 of them (third nationally). The Tigers pull down 41.5 rebounds per game, another mark that's top five in the country. Samir Doughty leads Auburn in scoring at 16.2 ppg, while Isaac Okoro adds 13.1 ppg. J'Von McCormick ranks second in the SEC with a 1.9 assist/turnover ratio to go along with 12.0 ppg. Nearly averaging a double-double per game is Austin Wiley (10.5 ppg, 9.3 rpg). Bruce Pearl is in his sixth season guiding the Auburn program. He is in his 25th season as a head coach with stops at Southern Indiana (1992-2001), Milwaukee (2001-05) and Tennessee (2005-11) before arriving at Auburn in 2014.

COMPARING THE TEAMS

| Statistic | Ole Miss | Auburn |
|-------------------------|----------|--------|
| Scoring Offense | 69.7 | 78.7 |
| Scoring Defense | 68.5 | 70.7 |
| Scoring Margin | +1.2 | +8.0 |
| Field Goal Pct. | .435 | .432 |
| Opp. Field Goal Pct. | .424 | .415 |
| 3-Point Pct. | .327 | .301 |
| Opp. 3-Point Pct. | .290 | .326 |
| Free Throw Pct. | .725 | .673 |
| Rebounds Per Game | 34.1 | 41.5 |
| Opp. Rebounds Per Game | 34.8 | 35.6 |
| Rebound Margin | -0.7 | +5.9 |
| Assists Per Game | 13.1 | 12.8 |
| Turnovers Per Game | 13.3 | 12.9 |
| Opp. Turnovers Per Game | 13.9 | 13.7 |
| Turnover Margin | +0.7 | +0.9 |
| Steals Per Game | 7.3 | 6.6 |
| Blocks Per Game | 2.6 | 4.9 |

OLE MISS REBEL ROSTER

| No. | Name | Pos. | Ht. | Wt. | Yr. | Hometown (High School/Other School) |
|-----|-------------------|------|------|-----|-------|--|
| 0 | Blake Hinson | G/F | 6-7 | 229 | So. | Deltona, Fla. (Sunrise Christian Academy (Kan.)) |
| 1 | Austin Crowley | G | 6-5 | 190 | Fr. | West Point, Miss. (Sunrise Christian Academy (Kan.)) |
| 2 | Devontae Shuler | G | 6-2 | 190 | Jr. | Irmo, S.C. (Oak Hill Academy) |
| 3 | Khadim Sy | F | 6-10 | 240 | Jr. | Dakar, Senegal (Daytona State) |
| 4 | Breein Tyree | G | 6-2 | 195 | Sr. | Somerset, N.J. (St. Joseph HS) |
| 5 | KJ Buffen | F | 6-7 | 225 | So. | Gainesville, Ga. (Gainesville) |
| 10 | Carlos Curry | F | 6-11 | 240 | R-Fr. | Albany, Ga. (Dougherty Comprehensive) |
| 11 | Franco Miller Jr. | G | 6-3 | 199 | R-Fr. | Freeport, Bahamas (Crestwood Prep (Canada)) |
| 12 | Shon Robinson | F | 6-11 | 212 | Fr. | Chicago, Ill. (Eduprize (Ariz.)) |
| 13 | Bryce Williams | G | 6-2 | 180 | Jr. | Tampa, Fla. (Daytona State) |
| 14 | Antavion Collum | F | 6-7 | 224 | Fr. | Memphis, Tenn. (Bartlett) |
| 15 | Luis Rodriguez | G/F | 6-6 | 215 | So. | Los Angeles, Calif. (Woodstock Academy (Conn.)) |
| 23 | Sammy Hunter | F | 6-9 | 228 | Fr. | Nassau, Bahamas (B.C. Christian Academy (Canada)) |
| 24 | Jarkel Joiner* | G | 6-1 | 180 | Jr. | Oxford, Miss. (CSU Bakersfield) |
| 33 | John McBride | G | 6-7 | 218 | R-Fr. | Memphis, Tenn. (Memphis University School) |
| 34 | Conner McKay | G | 5-11 | 182 | Jr. | Baldwyn, Miss. (Northeast Mississippi C.C.) |

*Will sit out 2019-20 season due to NCAA transfer rules

Head Coach:

Kermit Davis (Mississippi State, 1982), Second Season

Assistant Coaches:

Win Case (University of Science and Arts of Oklahoma, 1986), Second Season
 Ronnie Hamilton (Duke, 2002), Second Season
 Levi Watkins (NC State, 2005), Second Season

Coordinator of Basketball Operations: Thomas Gray

PRONUNCIATIONS

| | |
|------------------------|----------------------|
| KJ BUFFEN | BUFF-en |
| ANTAVION Collum | an-TAY-vee-on |
| Austin CROWLEY | CROW-lee |
| DEVONTAE SHULER | duh-VON-tay SHOO-ler |
| KHADIM SY | huh-DEEM SEE |

SERIES HISTORY

Auburn leads the all-time series 78-60, but the Rebels have won 12 and the last 15 over the Tigers and 15 of the last 20. Prior to Auburn sweeping Ole Miss in 2018, the Rebels had a 10-game winning streak in the series. It was the longest in school history against an SEC foe, bettering a pair of eight-game streaks against LSU and Mississippi State. During the winning streak, five of the Rebels' victories occurred in Oxford, four in Auburn and one at the SEC Tournament (2012). Ole Miss avenged the 2018 series with a sweep of its own in 2019, beating the Tigers twice before they made their run to the Final Four. The Rebels have won five of the past six matchups in Auburn.

LAST MONTH'S MATCHUP

A back-and-forth battle at The Pavilion needed 50 minutes of play before deciding a winner, coming down to the final second. In the end, a **Blake Hinson** three at the buzzer did not fall as Ole Miss suffered a heartbreaking double overtime defeat to No. 16 Auburn 83-82 (Jan. 28). Junior guard **Devontae Shuler** led the Rebels, especially down the stretch after senior **Breein Tyree** fouled out with five minutes left in regulation. The Irmo, South Carolina, native scored 26 points to go along with team highs in assists (5) and steals (3). Shuler tallied half of his points at the charity stripe, going 13 of 18, while shooting 6 of 10 from the field. Playing a career-high 48 minutes, he showed his stamina by scoring nine of the Rebels' points during the two overtime periods. Hinson also played the majority of the game, logging 49 minutes and scoring 16 points. In the post, **Khadim Sy** tallied 13 points and a team-high seven rebounds, while **KJ Buffen** scored 10 points. Both forwards were on the floor for 37 minutes apiece. Auburn had five Tigers in double figures behind Anfernee McLemore's 19 points off the bench. Samir Doughty added 17 points in 45 minutes. While Ole Miss held Auburn to 38.1 percent (24 of 63) from the field, the Tigers went to the free throw line 36 times and made 26 of their attempts (72.2 percent) to rally from a 19-point deficit.

LAST YEAR AT AUBURN

Ole Miss completed the regular season sweep of Auburn behind a dominant defensive effort at Auburn Arena (Feb. 13, 2019). The Rebels held the Tigers to a season-low field goal percentage (32.7 percent) and point total in a 60-55 victory. Ole Miss was led by the stellar guard play of **Breein Tyree** and **Devontae Shuler**. Tyree scored 20 points for the sixth straight game behind four three-pointers. Shuler added 17 of his own with a career-high tying four three-pointers, three coming when the shot clock was expiring. Terence Davis added eight points on 3 of 3 shooting, all in the second half. The Rebels shot 39 percent from the three-point line, making a season-high 13 three-pointers, the eighth-most in school history; the 33 attempts were the fifth-most in school history. Auburn was led by Chuma Okeke who had 23 points and 11 rebounds.

ON THIS DATE

- **Feb. 25, 1987:** Ole Miss beat Auburn 73-67 at home.

- **Feb. 25, 1998:** Ole Miss protected Tad Smith Coliseum and upset No. 12 Arkansas 81-65; three days later, the Rebels beat Auburn at home to wrap up the SEC Western Division title.

NO. 2 AGAINST AUBURN

Devontae Shuler has had some of his biggest games against Auburn. He averages 14.6 ppg when facing the Tigers, his best career scoring average against any SEC team. Over the past two seasons (three games), the junior guard has averaged 17.0 ppg versus Auburn. After recording 14 points to help the Rebels knock off the ranked Tigers in The Pavilion a season ago, Shuler scored 17 to lead Ole Miss to a win in Auburn later that year. He followed that up with a 26-point performance in Oxford last month, playing 48 minutes and putting the team on his back in both overtime periods.

TYREE THE TERROR

Breein Tyree has been unstoppable over the past six games. Leading Ole Miss to three victories during that stretch, the senior has averaged an astounding 29.5 ppg. Tyree has shot 52.3 percent (56 of 107) from the floor, including 44.4 percent (16 of 36) from beyond the arc. Getting to the charity stripe, he is shooting 87.5 percent (49 of 56) through the five contests.

REBELS CAN'T STOP RED HOT CRIMSON TIDE

Ole Miss ran into a hot shooting Alabama team Saturday night in The Pavilion. Kira Lewis Jr., John Petty Jr., and Jaden Shackelford combined for 56 points, including 10 of 16 shooting from three, to lead the visitors past the Rebels 103-78 and move the Crimson Tide to .500 in conference play on the season. **Breein Tyree**, the SEC's leading scorer, continued his reign with 28 points before fouling out at the 8:50 mark. Tyree shot 66.7 percent (8 of 12) from the field and was 12 of 12 from the charity stripe. He was followed by **Devontae Shuler**, who tallied 21 points that included 17 in the second half. **Blake Hinson** added 11, while **Khadim Sy** pulled down a career-high eight rebounds to go along with seven points. As a team, the Rebels played well offensively with a 54.2 field goal percentage (26 of 48), their best shooting performance in an SEC game in five seasons. Overall, Alabama shot 56.1 percent (37 of 66) throughout the contest. The Rebels fell victim to the long ball as the Crimson Tide made 13 of 29 (44.8 percent) from behind the arc.

BALANCED SCORING LEADS TO VICTORIES

It's no secret that a balanced offense helps in seeking victories. When Ole Miss finds that balance, it usually leads to positive outcomes. In wins, all five Rebel starters average double figures: **Breein Tyree** (21.0 ppg), **Blake Hinson**

BY THE NUMBERS

The Rebels' record is ...

- Overall. 13-14
- SEC Games 4-10
- Streak L3
- Overtime 0-1
- Home Overall (SEC) 10-5 (3-4)
- Road Overall (SEC) 1-8 (1-6)
- Neutral Games. 2-1
- vs. Ranked Opponents. 0-6

- Day Games 7-5
- Night Games (6 p.m. or later local) 6-9
- November Games 5-2
- December Games 4-1
- January Games 1-7
- February Games 3-4
- March Games 0-0

- Monday Games 0-0
- Tuesday Games 3-6
- Wednesday Games. 2-0
- Thursday Games 0-0
- Friday Games. 2-1
- Saturday Games 5-7
- Sunday Games. 1-0

- Red Jerseys 1-3
- Navy Jerseys 0-4
- White Jerseys. 10-2
- Gray Jerseys 1-2
- Powder Blue Jerseys 1-3

Rebels' record when ...

- Leading at the half 10-4
- Tied at the half 0-1
- Behind at the half 3-9

- Scores 90 points or more 0-0
- Scores 80-89 points 7-2
- Scores 70-79 points 3-3
- Scores less than 70 points 3-9

- Out-rebounds opponent 9-2
- Out-rebounded by opponent 4-10
- Ties opponents in rebounds 0-2

- Shoots 50 percent or better 7-1
- Shoots between 40-49 percent 6-7
- Shoots under 40 percent 0-6
- Shoots 40 percent or better from 3-pt. 6-1
- Shoots between 30-40 percent from 3-pt. 5-5
- Shoots under 30 percent from 3-pt. 2-8
- Shoots 70 percent or better from FT line 8-9
- Shoots 60-69 percent from FT line 5-0
- Shoots under 60 percent from FT line 0-5
- Opp. shoots 50 percent or better 1-4
- Opp. shoots 40-49 percent 5-6
- Opp. shoots under 40 percent 7-4
- Opp. shoots 40 percent or better from 3-pt. 1-4
- Opp. shoots between 30-40% from 3-pt. 4-2
- Opp. shoots under 30 percent from 3-pt. 8-8
- Commits 15 turnovers or more 3-8
- Commits less than 15 turnovers 10-6
- Forces 15 turnovers or more 8-3
- Forces less than 15 turnovers. 5-11
- Has less (or same) turnovers than opp. 10-6

OLE MISS IN NCAA/SEC STATS

TOP 100

| | SEC | NCAA | Category (as of 2/24/20) |
|----------|-----|------|---------------------------|
| Ole Miss | 9 | 90 | Free Throws Made (406) |
| Ole Miss | 4 | 82 | Steals Per Game (7.3) |
| Ole Miss | 2 | 13 | 3FG% Defense (29.0) |
| Ole Miss | 4 | 91 | Total Steals (197) |
| Tyree | 6 | 62 | Free Throw Attempts (156) |
| Tyree | 5 | 39 | Free Throws Made (126) |
| Tyree | 1 | 18 | Scoring (20.6) |
| Shuler | 5 | 68 | Steals Per Game (1.8) |
| Tyree | 2 | 45 | Field Goal Attempts (401) |
| Tyree | 1 | 65 | Field Goals Made (176) |
| Tyree | 1 | 32 | Total Points (535) |
| Shuler | 5 | 67 | Total Steals (49) |

SEC STATS

| | SEC | Category (as of 2/25/20) |
|----------|-----|-----------------------------|
| Ole Miss | 11 | Scoring Offense (69.7) |
| Ole Miss | 8 | Scoring Defense (68.5) |
| Ole Miss | 11 | Scoring Margin (+1.2) |
| Ole Miss | 8 | FT% (72.5) |
| Ole Miss | 9 | FG% (43.5) |
| Ole Miss | 11 | FG% Defense (42.4) |
| Ole Miss | 6 | 3FG% (32.7) |
| Ole Miss | 2 | 3FG% Defense (29.0) |
| Ole Miss | 12 | Rebounding Off. (34.1) |
| Ole Miss | 8 | Rebounding Def. (34.8) |
| Ole Miss | 12 | Rebounding Margin (-0.7) |
| Ole Miss | 14 | Blocks (2.6) |
| Ole Miss | 7 | Assists (13.1) |
| Ole Miss | 4 | Steals (7.3) |
| Ole Miss | 7 | Turnover Margin (+0.7) |
| Ole Miss | 5 | Assist/Turnover Ratio (1.0) |
| Ole Miss | 12 | Offensive Rebounds (9.1) |
| Ole Miss | 10 | Defensive Rebounds (24.9) |
| Ole Miss | 3 | Def. Rebound% (72.4) |
| Ole Miss | 12 | Off. Rebound% (26.5) |
| Ole Miss | 9 | 3FG Made (6.2) |
| Tyree | 1 | Scoring (20.6) |
| Buffen | 20 | Rebounding (5.9) |
| Tyree | 10 | FG% (43.9) |
| Shuler | 10 | Assists (3.4) |
| Tyree | 8 | FT% (80.8) |
| Shuler | 5 | Steals (1.8) |
| Tyree | 6 | 3FG Made (2.2) |
| Shuler | 5 | Assist/Turnover Ratio (1.7) |
| Tyree | 6 | Minutes (34.2) |
| Shuler | 12 | Minutes (33.5) |

(12.1 ppg), **Devontae Shuler** (11.5 ppg), **KJ Buffen** (11.5 ppg) and **Khadim Sy** (10.3 ppg). In losses, Tyree (20.2 ppg) and Shuler (11.6 ppg) are the only Rebels scoring in double digits.

BREEIN LOVES SEC PLAY

Ole Miss senior **Breein Tyree** thrives during conference play. Not only is he the leading active scorer in the SEC (1,722 points), but he paces the conference in scoring during league games. This isn't new to Tyree as his scoring output increased from non-conference action to SEC play in each of his first three seasons. He has kept the trend going as a senior, scoring 26 points against Texas A&M (Jan. 7) in the conference opener before tallying 27 versus Arkansas (Jan. 11). After missing the Florida game due to a back injury, Tyree returned better than ever and scored 36 points versus LSU (Jan. 18). With those performances, Tyree became the first Rebel to score at least 25 points in each of the first three SEC games of the season since Joe Harvell (1992). During the 1991-92 campaign, Harvell started conference play with four consecutive 30-point games. Since then, Tyree added a 38-point performance against South Carolina (Feb. 5) and a 40-point night versus Mississippi State (Feb. 11).

| Tyree's Seasons | Non-Conference | SEC |
|---------------------|----------------|----------|
| 2016-17 (Freshman) | 5.1 ppg | 9.3 ppg |
| 2017-18 (Sophomore) | 9.0 ppg | 12.3 ppg |
| 2018-19 (Junior) | 16.5 ppg | 19.1 ppg |
| 2019-20 (Senior) | 16.5 ppg | 24.7 ppg |

DEFENDING THE LONG BALL

Ole Miss has become one of the best teams in defending the new three-point line this season. The Rebels rank 13th nationally as opponents have shot just 29.0 percent from long distance. Ole Miss has kept opponents under 25 percent in 10 games this season, including three of the past five contests. Before Alabama went on its rampage and made 13 threes Saturday, the opposition had shot a combined 15 for 83 (18.1 percent) from beyond the arc over a four-game stretch.

CLOSE HEARTBREAKERS

Close games have gone against the Rebels all season long. Ole Miss is 1-6 in games decided by five points or less, including 0-5 in SEC play. All four of the Rebels' losses at home have been by single digits with three SEC games decided by four points or less. Had some of the close games gone in favor of the Red and Blue, Ole Miss would be looking at a chance to earn an at-large bid to the NCAA Tournament for the second straight season.

TYREE'S BIG GAMES

Breein Tyree has 15 20-point games on the season, producing three such contests in November and three in December to go along with nine in SEC play. He has 37 20-point games over his Ole Miss career. His biggest game as a Rebel was a career-high 40 points to lead Ole Miss to a blowout win over rival Mississippi State (Feb. 11), the most points by a Rebel since Deandre Burnett scored 41 points against Oral Roberts (Nov. 18, 2016). It was the most scored by an Ole Miss player in an SEC game since Stefan Moody dropped 43 to lead the Rebels over MSU on his senior night (March 3, 2016). Tyree also had 34 against Middle Tennessee (Dec. 14), 36 versus LSU (Jan. 18) and 38 against South Carolina to give him six 30-point games for his career.

VETERANS LEAD THE WAY

The Rebels are led by a veteran cast. Senior guard **Breein Tyree** (20.6 ppg), junior **Devontae Shuler** (11.6 ppg), sophomore **Blake Hinson** (10.3 ppg) and sophomore forward **KJ Buffen** (9.6 ppg) have accounted for 71.5 percent of the team's scoring this season. Tyree leads the league in scoring, while Buffen paces the team in rebounding (5.9 per game) and blocks (0.9 per game). Shuler also leads the Rebels in assists (3.4 per game) and steals (1.8 per game), both top 10 in the SEC, while ranking fifth in the conference in assist/turnover ratio (1.7). After missing four games due to injury, Hinson has put together 12 double-digit scoring performances, starting 22 games following the injury to **Luis Rodriguez**.

SHULER STATS

Junior guard **Devontae Shuler** leads the Rebels in assists (3.4) and steals (1.8). The Irmo, South Carolina, native is one of two players in the SEC to record at least 1.8 steals per game and a 1.7 assist/turnover ratio, joining Kentucky's Ashton Hagans in the conference's top five of each category. He has recorded at least two steals in 11 of the last 15 games, sitting just three steals away from cracking the top 10 on the Ole Miss career steals list. Shuler has provided some consistency offensively, reaching double figures in 14 of the past 19 games which include the best two games of his career. Over the past eight games, Shuler is averaging 19.0 ppg. Against No. 16 Auburn (Jan. 28), he took over after **Breein Tyree** fouled out and finished with 26 points in 48 minutes of the double overtime battle. Shuler followed that performance with a career-high 28 points at No. 22 LSU (Feb. 1). He now has six 20-point games over his career, including five this season.

DAVIS EARNS 500TH CAREER WIN

Ole Miss head coach **Kermit Davis** picked up his 500th win as the Rebels defeated South Carolina at home (Feb. 5). In his 25th season as a college basketball head coach, Davis has collected 502 wins over 792 games (.634 winning percentage). His head coaching career started as a 24-year old at Southwest Mississippi Community College in 1984, the youngest junior college coach in the country, and he earned 66 victories over three seasons in the junior college ranks. Four years later at the age of 28, Davis became Idaho's head coach and was the youngest Division I head coach in the nation. Through 22 seasons as a Division I head coach, which includes becoming the winningest coach in Middle Tennessee and Sun Belt Conference history, Davis has 436 wins. He ranks 38th in victories among active Division I head coaches.

NEEDING BUFFEN

KJ Buffen was a primary bench player during his freshman campaign, but the 6-foot-7 forward is an important piece of the Ole Miss lineup as a sophomore. Starting all 27 games, one of only two Rebels to start each game, Buffen is averaging 9.6 ppg along with a team-best 5.9 rpg. His rebounding average is 20th in the conference. The Gainesville, Georgia, native is also leading the team in blocks (0.9). Buffen tallied a career-high 23 points in a win over Norfolk State (Nov. 12) before producing his second career 20-point game to close out the calendar year against Tennessee Tech (Dec. 29). In the return to his home state, Buffen was 5 of 6 from the field and made all four of his free throws, tallying 14 points to help Ole Miss beat Georgia (Jan. 25). His play factors into the outcome of games. Buffen averages 11.5 ppg and 7.2 rpg in wins, while tallying 7.9 ppg and 4.6 rpg in losses.

CLIMBING THE CAREER CHARTS

In his final year as a Rebel, senior guard **Breein Tyree** ranks seventh on the all-time scoring list with 1,722 points. That career output leads all active players in the SEC. The Somerset, New Jersey, native scored 29 points at Missouri (Feb. 18) to pass current Ole Miss Athletics Director Keith Carter (1,682). Next on Tyree's climb up the charts is Justin Reed (1,785). Through 125 games in an Ole Miss uniform, Tyree has knocked down 199 three-pointers to sit one shy from becoming the sixth Rebel in history to make 200 threes over a career.

YEAR TWO OF THE DAVIS ERA

Kermit Davis is in his second season at the helm of Ole Miss Basketball. A nine-time conference coach of the year, Davis is 38th among active Division I head coaches with 436 career wins over 22 seasons, including stints at MT, Idaho and Texas A&M. In 25 seasons as a college basketball head coach, he has amassed 502 wins. Davis wasted no time making an impact in Oxford. With the Rebels coming off a last-place finish in 2017-18, the media picked Ole Miss to land at the bottom of the SEC standings again in 2018-19. However, the Rebels posted a 20-13 record to earn a spot in the NCAA Tournament for the first time in four years. With a return to March Madness for the sixth time in his career, Davis joined a list of 63 coaches in college basketball history to take three different schools to the NCAA Tournament. Davis was named SEC Coach of the Year by his peers and the Associated Press, earning conference coach of the year accolades for the ninth time in his career. He became the sixth Ole Miss coach to earn SEC Coach of the Year honors, while joining Andy Kennedy as the only Rebel coaches to collect the award in their first year in Oxford.

TD IN THE NBA

The Rebels are without 2018-19 Second Team All-SEC guard **Terence Davis**, who ranks 13th on the program's all-time scoring list with 1,512 points. After going undrafted, Davis turned heads in the NBA Summer League in Las Vegas and quickly earned a multi-year deal with the reigning champion Toronto Raptors. Davis has become a regular in the Raptors' rotation to start the NBA season. The Southaven, Mississippi, native matched LeBron James with 13 points in the Raptors' win over the Lakers (Nov. 10). Last month (Jan. 8), Davis was called upon to make his first career start, and boy did he deliver. The NBA Rebel scored 23 points and pulled down a career-high 11 rebounds, both team highs, to record his first double-double and lead the Raptors to a victory over the Hornets. Kicking off February, Davis tallied a career-high 31 points off the bench to help the Raptors beat the Bulls (Feb. 2). Averaging 8.1 ppg, including 13.5 ppg since returning from the All-Star Break, he is only Raptor to play in all 57 of the team's games. Davis is the first Rebel to play in the NBA since Justin Reed (2005-07).

NEXT ON THE HARDWOOD

Up next, the Rebels play their final two home games of the season. First, Vanderbilt comes to The Pavilion for a Saturday afternoon matchup (Feb. 29). Tipoff is slated for noon on SEC Network. Then, Ole Miss faces Missouri for the second time this season (March 4), while honoring **Breein Tyree** on Senior Night. The Rebels will look for revenge after the Tigers won the first matchup (Feb. 18).

HOME COOKIN'

When the Rebels are victorious at home, they win in dominating fashion. All 10 of Ole Miss' wins in The Pavilion have been by double digits, outscoring the opposition by an average of 18.8 ppg (76.9-58.1). The Rebels are shooting 49.8 percent in home victories. Meanwhile, Ole Miss has held the opposition to 37.2 percent, including just 23.5 percent from three-point range.

CAREER RECORDS WATCH**SCORING**

- 2,328 John Stroud (110 games, 1977-80)
- 2,078 Joe Harvell (114 games, 1990-93)
- 2,021 Chris Warren (115 games, 2008-11)
- 1,822 Carlos Clark (118 games, 1980-83)
- 1,805 Elston Turner (113 games, 1978-81)
- 1,785 Justin Reed (122 games, 2001-04)
- 1,722 Breein Tyree (125 games, 2017-Pres.)**
- 1,682 Keith Carter (117 games, 1996-99)
- 1,629 Jarvis Summers (134 games, 2012-15)
- 1,601 Joe Gibbon (86 games, 1954-57)
- 1,564 Gerald Glass (60 games, 1989-90)
- 1,553 Don Kessinger (70 games, 1962-64)
- 1,512 Terence Davis (121 games, 2016-19)
- 1,505 Aaron Harper (123 games, 2001-04)
- 1,476 Murphy Holloway (132 games, 2009-13)
- 1,428 Ansu Sesay (110 games, 1995-98)
- 1,421 Eric Laird (110 games, 1982-85)
- 1,384 Jack Waters (71 games, 1959-61)
- 1,375 Tim Jumper (109 games, 1988-91)
- 1,313 Cob Jarvis (68 games, 1952-54)
- 1,294 Stefan Moody (65 games, 2015-16)
- 1,293 Marshall Henderson (66 games, 2013-14)
- 1,286 Jason Smith (118 games, 1996-99)
- 1,274 Zach Graham (135 games, 2008-11)
- 1,273 Sebastian Saiz (129 games, 2014-17)
- 1,259 B.L. "Country" Graham (76 games, 1936-38)
- 1,232 Dwayne Curtis (90 games, 2005-08)
- 1,216 Walter Actwood (103 games, 1974-77)
- 1,201 Rod Barnes (103 games, 1985-88)
- 1,160 Rahim Lockhart (123 games, 1998-2001)

3-POINT FIELD GOALS MADE

- 334 Chris Warren (115 games, 2008-11)
- 278 Aaron Harper (123 games, 2001-04)
- 267 Marshall Henderson (66 games, 2013-14)
- 249 Keith Carter (117 games, 1996-99)
- 214 Joe Harvell (114 games, 1990-93)
- 199 Breein Tyree (125 games, 2017-Pres.)**
- 181 Stefan Moody (65 games, 2015-16)
- 176 Terence Davis (121 games, 2016-19)
- 163 Jason Harrison (132 games, 1999-2002)
- 158 Todd Abernethy (122 games, 2004-07)

3-POINT FIELD GOALS ATTEMPTED

- 900 Chris Warren (115 games, 2008-11)
- 771 Marshall Henderson (66 games, 2013-14)
- 720 Aaron Harper (123 games, 2001-04)
- 686 Keith Carter (117 games, 1996-99)
- 557 Breein Tyree (125 games, 2017-Pres.)**
- 528 Joe Harvell (114 games, 1990-93)
- 519 Terence Davis (121 games, 2016-19)
- 494 Stefan Moody (65 games, 2015-16)
- 454 Jason Harrison (132 games, 1999-2002)
- 425 David Huertas (65 games, 2008-09)

STEALS

- 211 Jason Smith (118 games, 1996-99)
- 194 Murphy Holloway (132 games, 2009-13)
- 179 Eric Laird (110 games, 1982-85)
- 172 Jason Harrison (132 games, 1999-2002)
- 159 Gerald Glass (60 games, 1989-90)
- 157 Joe Ayers (112 games, 1984-87)
- 155 Elston Turner (113 games, 1979-81)
- 154 Rod Barnes (103 games, 1985-88)
- 148 Rahim Lockhart (123 games, 1998-2001)
- 140 Terence Davis (121 games, 2016-19)
- **137 Devontae Shuler (92 games, 2018-Pres.)**

DEFENDING HOME COURT

Winning at home has been a trademark at Ole Miss. Over the past 14 seasons, the Rebels are 164-52 (.759 win pct.) in home games. In four-plus seasons (opened January 2016) playing in the \$96.5 million Pavilion at Ole Miss, the Rebels hold a 51-26 (.662) advantage against the opposition. Ole Miss has won 289 of its last 373 games (.775 win pct.) in Oxford dating back to the 1996-97 campaign. Under second year head coach **Kermit Davis**, the Rebels are 21-10 (.677 win pct.) at home.

PACK THE PAVILION

After a new average attendance record (7,816) was broken during the 2018-19 campaign, a 13 percent increase from the previous season, another record was set this season with 5,100 season ticket holders and counting. Last season, the Rebels had the highest increased home attendance in the SEC for conference games (23.75 percent). For SEC games, the 8,791 average attendance was up significantly from the 7,104 average during the 2017-18 campaign. Five sellouts in 2018-19 also broke another Pavilion record. The Pavilion has nine sellouts in its history (opened in January 2016). Against No. 16 Auburn (Jan. 28), over 2,000 students showed up to cheer on the Rebels. It was the highest student attendance in Pavilion history.

A PERFECT HOMESTAND

The Rebels had a perfect homestand (Feb. 5-11), earning double-digit victories over South Carolina (Feb. 5), Florida (Feb. 8) and Mississippi State (Feb. 11). Here are some key stats to the three victories.

- Ole Miss won by an average of 18.7 points.
- Defensively, the Rebels limited the opposition to 59.7 ppg; the 179 points are their fewest allowed in a three-game conference stretch since surrendering 179 points through three victories in 2015 (Jan. 28-Feb. 4).
- The Rebels shot 43.8 percent (21 of 48) from beyond the arc, while holding the opposition to 22.0 percent (13 of 59) from three-point land.
- Starters recorded 224 of the team's 235 points (95.3 percent).
- Ole Miss scored 63 points off turnovers.
- **Breene Tyree** led the team in scoring in all three games, averaging 33.7 ppg.
- Freshman **Antavion Collum** averaged 21.3 minutes per game to lead the bench in playing time; prior to the winning streak, Collum was averaging 7.5 minutes per game.

REBELS ROMP RIVAL MSU

The Pavilion was electric, reigning SEC Player of the Week **Breene Tyree** could not be stopped, and Ole Miss turned a halftime deficit into a blowout victory over its archrival. Behind a career-high 40 points from Tyree, the Rebels rolled to an 83-58 victory over Mississippi State Tuesday night (Feb. 11). The 25-point win was the fifth-largest margin of victory for Ole Miss in the SEC's most-played rivalry. Ole Miss starters scored all 83 of the team's points with Tyree leading the way. Facing the rival Bulldogs for the final time in The Pavilion, the senior saved up his best game one day after being named conference player of the week. Tyree made 13 of his 22 shot attempts, which included four three-pointers. He knocked

SEC STANDINGS

| | Feb. 25 | | | | |
|-----------------|---------|------|---------|------|--------|
| | SEC | GB | Overall | Pct. | Streak |
| Kentucky | 12-2 | -- | 22-5 | .815 | W6 |
| Auburn | 10-4 | 2.0 | 23-4 | .852 | W1 |
| LSU | 10-4 | 2.0 | 19-8 | .704 | W1 |
| Florida | 9-5 | 3.0 | 17-10 | .630 | L1 |
| South Carolina | 8-6 | 4.0 | 16-11 | .593 | L2 |
| Texas A&M | 8-6 | 4.0 | 14-12 | .539 | W3 |
| Mississippi St. | 8-6 | 4.0 | 17-10 | .630 | L1 |
| Tennessee | 7-7 | 5.0 | 15-12 | .556 | L1 |
| Alabama | 7-7 | 5.0 | 15-12 | .556 | W1 |
| Arkansas | 5-9 | 7.0 | 17-10 | .630 | W1 |
| Missouri | 5-9 | 7.0 | 13-14 | .482 | L1 |
| Ole Miss | 4-10 | 8.0 | 13-14 | .482 | L3 |
| Georgia | 4-10 | 8.0 | 14-13 | .519 | W2 |
| Vanderbilt | 1-13 | 12.0 | 9-18 | .333 | L5 |

ASSOCIATED PRESS POLL

| | Feb. 24 | | |
|------|-------------------|-------------|--------------|
| Rank | Team | Record | Points |
| 1 | Kansas (62) | 24-3 | 1,598 |
| 2 | Baylor (2) | 24-2 | 1,532 |
| 3 | Gonzaga | 27-2 | 1,442 |
| 4 | Dayton | 25-2 | 1,413 |
| 5 | San Diego State | 26-1 | 1,287 |
| 6 | Florida State | 23-4 | 1,247 |
| 7 | Duke | 23-4 | 1,186 |
| 8 | Kentucky | 22-5 | 1,130 |
| 9 | Maryland | 22-5 | 1,124 |
| 10 | Creighton | 22-6 | 986 |
| 11 | Louisville | 23-5 | 966 |
| 12 | Villanova | 21-6 | 928 |
| 13 | Seton Hall | 20-7 | 842 |
| 14 | Oregon | 21-7 | 653 |
| 15 | Auburn | 23-4 | 643 |
| 16 | Penn State | 20-7 | 618 |
| 17 | BYU | 23-7 | 598 |
| 18 | Iowa | 19-8 | 489 |
| 19 | Michigan | 18-9 | 329 |
| 20 | West Virginia | 19-8 | 313 |
| 21 | Colorado | 21-7 | 291 |
| 22 | Texas Tech | 18-9 | 226 |
| 23 | Ohio State | 18-9 | 210 |
| 24 | Michigan State | 18-9 | 160 |
| 25 | Houston | 21-7 | 103 |

Receiving Votes: Arizona State 95; Illinois 82; Arizona 71; **Butler 51**; Virginia 50; Marquette 41; Stephen F. Austin 29; **LSU 24**; East Tennessee State 13; Utah State 9; **Florida 8**; Wisconsin 7; New Mexico State 2; Liberty 2; Northern Iowa 2; UCLA 1.

USA TODAY COACHES POLL

| | Feb. 24 | | |
|------|-------------------|-------------|------------|
| Rank | Team | Record | Points |
| 1 | Kansas (30) | 24-3 | 798 |
| 2 | Baylor (2) | 24-2 | 760 |
| 3 | Dayton | 25-2 | 723 |
| 4 | Gonzaga | 27-2 | 704 |
| 5 | San Diego State | 26-1 | 631 |
| 6 | Florida State | 23-4 | 597 |
| 7 | Duke | 23-4 | 579 |
| 8 | Maryland | 22-5 | 553 |
| 9 | Kentucky | 22-5 | 543 |
| 10 | Louisville | 23-5 | 531 |
| 11 | Creighton | 22-6 | 462 |
| 12 | Villanova | 21-6 | 449 |
| 13 | Seton Hall | 20-7 | 423 |
| 14 | Penn State | 20-7 | 318 |
| 15 | Auburn | 23-4 | 316 |
| 16 | Oregon | 21-7 | 276 |
| 17 | Iowa | 19-8 | 264 |
| 18 | BYU | 23-7 | 240 |
| 19 | West Virginia | 19-8 | 194 |
| 20 | Colorado | 21-7 | 155 |
| 21 | Texas Tech | 18-9 | 153 |
| 22 | Michigan | 18-9 | 139 |
| 23 | Ohio State | 18-9 | 132 |
| 24 | Arizona | 19-8 | 118 |
| | Michigan State | 18-9 | 118 |

Receiving Votes: Houston 58; **Butler 48**; Arizona State 27; Illinois 25; Marquette 19; Virginia 13; **LSU 12**; Saint Mary's 7; East Tennessee State 6; Northern Iowa 3; Wisconsin 3; Stephen F. Austin 3.

down his free throws as well, going 10 for 11 from the stripe. The Somerset, New Jersey, native outscored MSU by himself 27-24 in the second half. **Khadim Sy** played his best SEC game, scoring 14 of his 18 points in the first half to keep Ole Miss within striking distance. The junior added a team-high eight rebounds to match his career best. Classmate **Devontae Shuler** tallied 16 points, six rebounds, three assists and zero turnovers. On the defensive end of the floor, the Rebels limited MSU to 36.7 percent clip (18 of 49) that included only seven second half field goals.

INSIDE THE RIVALRY VICTORY

Ole Miss had a special rivalry win over Mississippi State, beating the Bulldogs for the 10th time over the past 13 meetings. Here are some other notable nuggets from the 83-58 victory.

- The 25-point win was the Rebels' fifth-largest margin of victory in the 261-game history of the rivalry, the SEC's most-played rivalry.
- The 25-point win Ole Miss' largest margin of victory in any SEC game since beating MSU by 27 (88-61, Jan. 31, 2017).
- Ole Miss trailed by 13 twice in the first half. It was the Rebels' largest deficit overcome in SEC play since rallying from down 13 to beat Mississippi State 64-58 (Jan. 6, 2018).
- Reigning SEC Player of the Week **Breoin Tyree** became the first Rebel to score 40 points in an SEC game since Stefan Moody dropped 43 against MSU (March 3, 2016).

BREIN TYREE NAMED SEC PLAYER OF THE WEEK

After leading Ole Miss to a pair of home victories last week, **Breoin Tyree** was tabbed SEC Player of the Week by the conference office (Feb. 10). Averaging 30.5 ppg during the week, the senior guard collected the accolade for the second time in his career. Tyree was on fire throughout the week, shooting 52.5 percent (21 of 40) from the field and 63.6 percent (7 of 11) from beyond the arc. He also got to the line, making 12 of 15 free throws for an 80.0 percent clip. Tyree was the highest scorer in both contests, continuing to lead the conference in scoring during SEC play at 22.8 ppg. The senior started the week off with his best game as a Rebel, scoring a career-high 38 points to guide Ole Miss to an 84-70 win over South Carolina (Feb. 5). It was the fourth-highest scoring game by an SEC player this season and the most by a Rebel in a game since 2016. Playing all 40 minutes, Tyree finished 12 of 21 from the field, including 11 of 13 at the free throw line. It was his third 30-point game of the season. Tyree followed that up with a game-high 23 points to lead the Rebels past Florida (Feb. 8), moving into ninth on the program's all-time scoring list. He recorded his 12th 20-point game of the season and 34th of his career; it was also the sixth out of 10 conference games for the leading scorer in SEC play. On the defensive end, Tyree recorded a pair of steals and limited Florida's Andrew Nembhard to five points on 2 of 9 shooting. He helped the Rebels hold the Gators to a season-low 51 points,

GAME LEADERS

| | |
|-----------------------------|----------------------------|
| LED TEAM IN PTS: | LED TEAM IN BLOCKS: |
| Tyree.....17 | Buffen.....14 |
| Buffen.....5 | Sy.....9 |
| Shuler.....5 | Hinson.....4 |
| Sy.....2 | Shuler.....3 |
| Collum.....1 | Williams.....3 |
| | Tyree.....2 |
| LED TEAM IN REBS: | Curry.....1 |
| Buffen.....10 | Hunter.....1 |
| Sy.....8 | McBride.....1 |
| Shuler.....6 | |
| Hinson.....4 | DOUBLE-FIGURE REBS: |
| Collum.....1 | Hinson.....2 |
| Miller.....1 | Buffen.....1 |
| Rodriguez.....1 | Shuler.....1 |
| Tyree.....1 | |
| LED TEAM IN ASSISTS: | DOUBLE-DOUBLES: |
| Shuler.....16 | Buffen.....1 |
| Tyree.....8 | Hinson.....1 |
| Crowley.....5 | Shuler.....1 |
| Buffen.....2 | |
| Curry.....1 | DOUBLE-FIGURE PTS: |
| Hinson.....1 | Tyree.....19 |
| Williams.....1 | Shuler.....16 |
| | Sy.....13 |
| LED TEAM IN STEALS: | Buffen.....13 |
| Shuler.....15 | Hinson.....11 |
| Buffen.....11 | Crowley.....1 |
| Tyree.....7 | Rodriguez.....1 |
| Hinson.....4 | Williams.....1 |
| Crowley.....2 | |
| Sy.....2 | 20-POINT GAMES: |
| Collum.....1 | Tyree.....15 |
| Curry.....1 | Shuler.....5 |
| Hunter.....1 | Buffen.....3 |
| Rodriguez.....1 | Sy.....1 |
| | |
| | 30-POINT GAMES: |
| | Tyree.....4 |
| | |
| | 40-POINT GAMES: |
| | Tyree.....1 |

SEASON HONORS

KJ Buffen:

- NIT Tip-Off All-Tournament Team

Devontae Shuler:

- Preseason Second Team All-SEC (Coaches)

Breoin Tyree:

- SEC Player of the Week (Feb. 10)
- College Sports Madness National Player of the Week (Feb. 10)
- Senior CLASS Award Candidate (one of 30 nationwide)
- NIT Tip-Off All-Tournament Team
- Jerry West Award Watch List (Shooting Guard of the Year)
- Preseason Third Team All-American (Sporting News)
- Preseason First Team All-SEC (Coaches, Media)
- Chair of the SEC Men's Basketball Leadership Council

GAME-BY-GAME STARTING LINEUPS

| Opponent | Result | 1 | 2 | 3 | 4 | 5 |
|------------------------|----------------|--------|------------|-----------|--------|--------|
| Arkansas State | W, 71-43 | Shuler | Tyree | Rodriguez | Buffen | Sy |
| Norfolk State | W, 68-55 | Shuler | Tyree | Rodriguez | Buffen | Sy |
| Western Michigan | W, 85-58 | Shuler | Tyree | Rodriguez | Buffen | Sy |
| Seattle | W, 65-52 | Shuler | Tyree | Rodriguez | Buffen | Sy |
| at Memphis | L, 86-87 | Shuler | Tyree | Rodriguez | Buffen | Sy |
| vs. Penn State | W, 74-72 | Shuler | Tyree | Hinson | Buffen | Sy |
| vs. Oklahoma State | L, 37-78 | Shuler | Tyree | Hinson | Buffen | Sy |
| Butler | L, 58-67 | Shuler | Williams | Hinson | Buffen | Hunter |
| CSU Bakersfield | W, 83-67 | Shuler | Tyree | Hinson | Buffen | Sy |
| Middle Tennessee | W, 82-64 | Shuler | Tyree | Hinson | Buffen | Sy |
| Southeastern Louisiana | W, 83-76 | Shuler | Tyree | Hinson | Buffen | Sy |
| Tennessee Tech | W, 80-63 | Shuler | Tyree | Hinson | Buffen | Sy |
| at Wichita State | L, 54-75 | Shuler | Tyree | Hinson | Buffen | Sy |
| at Texas A&M | L, 47-57 | Shuler | Tyree | Hinson | Buffen | Sy |
| Arkansas | L, 72-76 | Shuler | Tyree | Hinson | Buffen | Sy |
| at Florida | L, 57-71 | Shuler | Miller Jr. | Crowley | Hinson | Buffen |
| LSU | L, 76-80 | Shuler | Tyree | Hinson | Buffen | Sy |
| at Tennessee | L, 48-73 | Shuler | Tyree | Hinson | Buffen | Sy |
| at Georgia | W, 70-60 | Shuler | Tyree | Hinson | Buffen | Sy |
| Auburn | L, 82-83 (20T) | Shuler | Tyree | Hinson | Buffen | Sy |
| at LSU | L, 63-73 | Shuler | Tyree | Williams | Hinson | Buffen |
| South Carolina | W, 84-70 | Shuler | Tyree | Hinson | Buffen | Sy |
| Florida | W, 68-51 | Shuler | Tyree | Hinson | Buffen | Sy |
| Mississippi State | W, 83-58 | Shuler | Tyree | Hinson | Buffen | Sy |
| at Kentucky | L, 62-67 | Shuler | Tyree | Hinson | Buffen | Sy |
| at Missouri | L, 68-71 | Shuler | Tyree | Hinson | Buffen | Sy |
| Alabama | L, 78-103 | Shuler | Tyree | Hinson | Buffen | Sy |

BY THE NUMBERS (UNDER DAVIS)

The Rebels' record is ...

| | |
|---------------------------------------|-------------|
| • Overall | 33-27 |
| • SEC Games | 14-18 |
| • Overtime | 0-2 |
| • Home Overall (SEC) | 21-10 (8-8) |
| • Road Overall (SEC) | 7-13 (6-10) |
| • Neutral Games | 5-4 |
| • vs. Ranked Opponents | 2-10 |
| | |
| • Day Games | 17-9 |
| • Night Games (6 p.m. or later local) | 16-18 |
| • November Games | 9-4 |
| • December Games | 10-1 |
| • January Games | 5-11 |
| • February Games | 8-7 |
| • March Games | 1-4 |
| | |
| • Monday Games | 0-0 |
| • Tuesday Games | 4-10 |
| • Wednesday Games | 7-2 |
| • Thursday Games | 0-1 |
| • Friday Games | 4-3 |
| • Saturday Games | 16-11 |
| • Sunday Games | 2-0 |
| | |
| • Red Jerseys | 4-5 |
| • Navy Jerseys | 4-7 |
| • White Jerseys | 14-7 |
| • Gray Jerseys | 9-4 |
| • Powder Blue Jerseys | 2-4 |

Rebels' record when ...

| | |
|---|-------|
| • Leading at the half | 27-9 |
| • Tied at the half | 0-2 |
| • Behind at the half | 6-16 |
| | |
| • Scores 90 points or more | 3-0 |
| • Scores 80-89 points | 15-3 |
| • Scores 70-79 points | 10-10 |
| • Scores less than 70 points | 5-14 |
| | |
| • Out-rebounds opponent | 23-7 |
| • Out-rebounded by opponent | 9-17 |
| • Ties opponents in rebounds | 1-3 |
| | |
| • Shoots 50 percent or better | 15-2 |
| • Shoots between 40-49 percent | 16-15 |
| • Shoots under 40 percent | 2-10 |
| • Shoots 40 percent or better from 3-pt. | 12-3 |
| • Shoots between 30-40 percent from 3-pt. | 18-10 |
| • Shoots under 30 percent from 3-pt. | 3-14 |
| • Shoots 70 percent or better from FT line | 24-17 |
| • Shoots 60-69 percent from FT line | 7-2 |
| • Shoots under 60 percent from FT line | 2-8 |
| • Opp. shoots 50 percent or better | 2-9 |
| • Opp. shoots 40-49 percent | 18-13 |
| • Opp. shoots under 40 percent | 13-5 |
| • Opp. shoots 40 percent or better from 3-pt. | 7-14 |
| • Opp. shoots between 30-40% from 3-pt. | 12-3 |
| • Opp. shoots under 30 percent from 3-pt. | 14-10 |
| • Commits 15 turnovers or more | 8-13 |
| • Commits less than 15 turnovers | 25-14 |
| • Forces 15 turnovers or more | 20-6 |
| • Forces less than 15 turnovers | 13-21 |
| • Has less (or same) turnovers than opp. | 25-8 |

their best defensive effort in an SEC game since 2015. As a junior, Tyree began conference play as the SEC Player of the Week (Jan. 7, 2019) after scoring 31 points in a league-opening win over Vanderbilt. It was the first time he eclipsed the 30-point plateau. He became the seventh Rebel to earn SEC Player of the Week honors multiple times, joining the likes of Dwayne Curtis, Terence Davis, Murphy Holloway, Stefan Moody, Justin Reed and Ansu Sesay.

TYREE TABBED SENIOR CLASS AWARD CANDIDATE

Breoin Tyree was named one of 30 candidates for the 2019-20 Senior CLASS Award (Jan. 17). To be eligible for the award, a student-athlete must be classified as an NCAA Division I senior and have notable achievements in four areas of excellence: community, classroom, character and competition. An acronym for Celebrating Loyalty and Achievement for Staying in School®, the Senior CLASS Award focuses on the total student-athlete and encourages students to use their platform in athletics to make a positive impact as leaders in their communities. Tyree, one of five SEC men's basketball candidates, has been a leader on and off the court. As a sophomore, he earned a leadership role within the conference by being named Vice-Chair of the SEC Men's Basketball Leadership Council. He has headed the council as chair for the past two years. Tyree, the lone senior on the team, also serves on the Ole Miss Student-Athlete Advisory Committee on campus as a voice for Rebel athletes.

MATTHEW MURRELL BECOMES A REBEL

Ole Miss Basketball made a major splash on the first day of the early signing period (Nov. 13), inking the highest ranked recruit in program history, **Matthew Murrell**, a consensus top-50 prospect in the national recruiting rankings, signed his National Letter of Intent Nov. 13 to join the Rebels for the 2020-21 season. Murrell, a four-star prospect, finds himself rated top 50 nationally by the major recruiting rankings. The combo guard is ranked as high as No. 38 by 247Sports. A native of Memphis, Tennessee, Murrell played his first three seasons of high school basketball at Whitehaven High School. As a senior, he moved down to Bradenton, Florida to join defending national champions IMG Academy. ESPN ranks Murrell as the No. 2 player in the state.

SESAY EARNS HIS DEGREE

Ansu Sesay, the 1998 SEC Player of the Year and consensus All-American, returned to Ole Miss this season as a manager to serve on **Kermit Davis'** staff and pursue his degree. Through the Rebel Reconnect program, he completed his final courses in December to earn a bachelor's degree in university studies. During his playing days, Sesay averaged 18.6 points and 7.6 rebounds per game over his collegiate career as he became one of only two Rebels to ever record 1,000 points, 600 rebounds and 200 assists. Leaving school early 20 years ago, he was chosen in the second round of the 1998 NBA Draft by the Dallas Mavericks. Sesay played three years with the Seattle Sonics as well as one season as a member of the Golden State Warriors.

FORMER REBEL BASKETBALL ALL-AMERICAN KEITH CARTER NAMED OLE MISS ATHLETICS DIRECTOR

Rebel Basketball now has one of its own leading the Ole Miss Athletic Department. Keith Carter was named as the new Ole Miss Athletics Director (Nov. 22), 20 years after leading Ole Miss Basketball to the top of the Southeastern Conference. A four-year starter at Ole Miss, Carter helped the Rebels to a pair of SEC Western Division titles in 1997 and 1998 and earned All-America honors after his senior season in 1999. The four-year starter received All-SEC first and second team honors in 1998 and 1999. His 1,682 career points ranks seventh all-time, and his 249 three-pointers set a school record at the time and still ranks fourth in the Rebel record book. He also won a gold medal as a member of the U.S. national team at the 1998 Goodwill Games and played professional basketball in Italy from 2001 until 2008. Following his playing career, Carter returned to his alma mater to work for the University Foundation before moving to the Ole Miss Athletics Foundation.

REBELS STYMIE GATORS

Ole Miss turned in arguably their best game of the season, using an all-around performance on both sides of the floor to roll past Florida 68-51 in The Pavilion (Feb. 8). Holding the Gators to their lowest point total of the season, the Rebels allowed their fewest in an SEC game since 2015 (67-47 win at Missouri). The Ole Miss defense forced 15 turnovers, which led to 16 points on the other end. Florida was limited to a 33.3 percent clip (18 of 54) from the field, including only 21.7 percent (5 of 23) from beyond the arc. The Gators entered the contest averaging 77.2 ppg in SEC play, ranked third in the conference. Senior guard **Breoin Tyree** finished the Rebels' perfect week with another solid performance. The SEC's leading scorer in conference games increased his average with a game-high 23 points. **KJ Buffen** continued to play strong against the Gators, falling one rebound short of a double-double (14 points, nine rebounds). The sophomore also added four assists without committing a turnover. **Devontae Shuler** stuffed the stat sheet with 14 points on 5 of 9 shooting as well as five assists, three steals and three rebounds. As a team, the Rebels shot 47.3 percent (26 of 55).

TYREE LEADS OLE MISS PAST SOUTH CAROLINA

On a night when Morgan Freeman was honored, two other Rebels reached milestones for the Ole Miss men's basketball team. Senior guard **Breoin Tyree** jumped into the top 10 on the program's all-time scoring list with a career-high 38 points, leading the Rebels to an 84-70 victory over South Carolina. Playing all 40 minutes, he finished 12 of 21 for the game, including 11 of 13 at the free throw line. The win was the 500th career victory for **Kermit Davis** as a head coach. **Blake Hinson** added 13 points and seven rebounds. **Khadim Sy** tallied 10 points to go along with eight rebounds that

tied his career high. As a team, Ole Miss shot 47.4 percent (27 of 57) from the field, while making 24 of 32 free throw attempts (75.0 percent). On the defensive end of the floor, the Rebels limited South Carolina leading scorer AJ Lawson to just five points on 2 of 10 shooting.

DEVONTAE'S BIG WEEK

Going up against a pair of ranked teams last week, **Devontae Shuler** stepped up and brought his best. The junior guard had his best two scoring games as a Rebel, averaging 27.0 ppg and 6.0 rpg during the week. Shuler shot 51.9 percent (14 of 27) from the field, 50 percent (6 of 12) from beyond the arc and 80 percent (20 of 25) from the free throw line. In the double overtime contest versus No. 16 Auburn (Jan. 28), he scored 26 points over a career-high 48 minutes. It was his highest scoring game as a Rebel, besting his 24-point outburst in last season's Emerald Coast Classic championship game against Cincinnati (Nov. 24, 2018). He built on that performance at No. 22 LSU (Feb. 1), scoring 28 points for a new career high. He made five three-pointers, also a career best, while going a perfect 7 of 7 from the charity stripe.

REBELS EARN ROAD WIN AT GEORGIA

In front of a sold-out crowd at Stegeman Coliseum, Ole Miss shook off a hostile environment and earned a hard-fought 70-60 victory over the Georgia Bulldogs (Jan. 25). The Rebels shot 52.0 percent from the field while holding Georgia's leading scorer, Anthony Edwards, to just 13 points on 3 of 12 shooting to control the game and pick up the road win. **Breoin Tyree** scored 20 points to pace Ole Miss offensively, his 10th game this season with 20 or more. The frontcourt duo of **Khadim Sy** and **KJ Buffen** combined for 30 points as well. Sy battled down low, scoring 16 points for his best SEC game as a Rebel on 6 of 12 shooting. In a return to his home state, Buffen added 14 points. The Gainesville, Georgia, native made 5 of 6 from the field, while making all four of his free throws. The Rebels dominated points in the paint, 38-20. Ole Miss held Georgia to a 30.9 field goal percentage (17 of 55). Edwards' 13 points led the way, although it was seven points below his season average.

NON-CONFERENCE RECAP

Ole Miss finished its non-conference slate with a 9-4 record, winning at least nine non-conference regular season games for the 21st time in the past 23 seasons. However, it didn't come easy. The Rebels faced five teams that were ranked in the top 25 at one point this season. Ole Miss joined Georgia as the only two SEC teams to play four Quadrant 1 contests out of conference. Ole Miss' marquee non-conference victory was a remarkable comeback over Penn State in the NIT Tip-Off (Nov. 27). The Rebels erased a 21-point second half deficit, grabbing the lead in the final minute for a 74-72 victory.

BEST DECADE IN OLE MISS BASKETBALL HISTORY

With the 2010s now in the rearview mirror, we look back on the most successful decade in Ole Miss Basketball history. The Rebels went 204-135 (.602) during the span, the most wins ever by the program over a decade. It started off with the 2010 team capturing the SEC West Division title before advancing to the NIT Final Four at Madison Square Garden. That was the first of four NIT appearances throughout the decade, including twice advancing to the NIT Final Four. The Rebels earned three NCAA Tournament berths during the decade, starting with 2013 SEC Tournament champions that tied a school record with 27 wins. The 2014-15 team had a historic comeback over BYU in a First Four game, while the 2018-19 Rebels exceeded expectations to make the Big Dance in the first year under **Kermit Davis**.

LOSING LUIS

Luis Rodriguez suffered a foot injury during the shootaround ahead of the Rebels' game against Penn State in the NIT Tip-Off at the Barclays Center (Nov. 27). Rodriguez had surgery on his left foot Dec. 1 and is expected to miss 6-8 weeks. After playing in 25 games as a freshman, Rodriguez saw an expanded role to begin his sophomore season. The Los Angeles, California, native started each of the first five games for the Rebels and averaged 5.8 points per game. His 5.2 rebounds per game and 2.6 assists per game ranked second on the team in both categories at the time of injury.

UNDERRATED REBELS

Ahead of the SEC's media day, a panel consisting of SEC and national media members picked the Rebels to finish eighth in the conference standings this season. However, Ole Miss has placed higher than the media's projection in seven of the last eight seasons since the SEC went away from the divisional format. That includes last season when Ole Miss was predicted to finish last in the SEC, only to tie for sixth and return to the NCAA Tournament under first year head coach and 2019 SEC Coach of the Year **Kermit Davis**.

INITIATE DOUBLE-DOUBLES

After going through the first 14 games of the season without a double-double, Ole Miss had three Rebels record the statistic over one week. Against Arkansas (Jan. 11), **KJ Buffen** and **Devontae Shuler** produced the Rebels' first double-doubles of the season. It was also the first double-doubles of their careers. Buffen tallied 12 points to go along with a career-high 10 rebounds, while Shuler recorded 10 points and a career-best 11 boards. The duo became the first pair of Rebels to put together a double-double in the same game since Terence Davis and Dominik Olejniczak accomplished the feat against No. 22 Auburn (Jan. 9, 2018). **Blake Hinson** added his first career double-double in his return to Florida (Jan. 14), scoring 16 points with a career-high 11 rebounds.

FREE THROW SUCCESS

The Rebels were almost perfect from the charity stripe versus the Razorbacks (Jan. 11), making 25 of their 26 attempts to set a new Pavilion record for free throw percentage. The 96.2 percentage was the third-best in school history, behind only a pair of perfect percentages. Below is the top five single game free throw percentages (minimum 10 attempts) in 110 seasons of Ole Miss Basketball.

| Percentage | FT-FTA | Opponent | Date |
|------------|--------|-----------------|---------------|
| 1. 100% | 22-22 | South Alabama | Nov. 18, 2008 |
| 100% | 10-10 | Mississippi St. | Feb. 28, 1959 |
| 3. 96.2% | 25-26 | Arkansas | Jan. 11, 2020 |
| 4. 95.7% | 22-23 | Baylor | Jan. 28, 2017 |
| 95.7% | 22-23 | Murray St. | Nov. 17, 2010 |

ENDING THE CALENDAR YEAR STRONG

Ole Miss is 10-1 in the month of December under second-year coach **Kermit Davis**. Last season, the Rebels went 6-0 in the final month of the calendar year as part of a 10-game winning streak that extended into SEC play before going 4-1 in 2019.

SECOND HALF SURGE LIFTS REBELS TO VICTORY

After shaking off some rust from the holiday break, Ole Miss shot 69.2 percent (18 of 26) in the second half to surge to an 80-63 win over Tennessee Tech at The Pavilion (Dec. 29). **KJ Buffen** and **Devontae Shuler** scored 20 points apiece to make sure the Rebels ended the decade victoriously. Shooting over 50 percent for the fourth straight game, Ole Miss earned its fourth consecutive win to close out the 2019 calendar year. The Rebels were 30 of 55 (54.5 percent) throughout the game, while holding the Golden Eagles to 40 percent (24 of 60) shooting. Along with his second career 20-point game, Buffen pulled down eight rebounds and registered a career-high three blocks on the defensive end. Shuler continued to take care of the basketball, dishing out a team-high five assists and only committing two turnovers. He provided consistency, scoring 10 points in each half. As a team, the Rebels recorded 22 assists on 30 buckets.

RAINING THREES

The Rebels made it rain inside The Pavilion during the matchup against Middle Tennessee (Dec. 14). Ole Miss went 14 of 22 from long distance, good enough to set a new Pavilion three-point field goal percentage record (63.6 percent). The 14 made threes tied for the third-most ever by the Rebels in a single game and just one off the school record.

| Made Threes | Opponent | Date |
|-------------|------------------------------|-----------------------------------|
| 15 | at Syracuse | March 18, 2017 (NIT Second Round) |
| 15 | vs. Oregon | Dec. 8, 2013 |
| 14 | vs. Middle Tennessee | Dec. 14, 2019 |
| 14 | vs. Texas A&M-Corpus Christi | Dec. 19, 2017 |
| 14 | at Missouri | Feb. 3, 2016 |
| 14 | vs. Missouri | Feb. 8, 2014 |
| 14 | vs. Arkansas | March 5, 2011 |
| 14 | vs. Jacksonville State | Dec. 29, 2009 |

TYREE'S BIRTHDAY GIFT TO COACH

As the lone senior on the team, **Breoin Tyree** made sure that head coach **Kermit Davis** had a happy 60th birthday (Dec. 14). With the Ole Miss head coach going up against his former team, Middle Tennessee, the Rebel guard exploded for the best game of his career. He tallied a career-high 34 points, besting his previous high of 31 (twice), to eclipse the 30-point plateau for the third time. The Somerset, New Jersey, native scored 25 of his points in the opening half to make sure the game was never in doubt. Tyree was on fire from beyond the arc, making 8 of his 11 attempts to set a Pavilion record for made threes. He also became the sixth Rebel to make at least eight threes in a single game, joining a list of Rebel greats: Marshall Henderson (10), Deandre Burnett (9), Stefan Moody (8), Chris Warren (8) and Keith Carter (8). Henderson's school record of 10 three-pointers occurred in an overtime thriller versus Oregon (Dec. 8, 2013).

YOUNG SQUAD

With **Breoin Tyree** as the lone senior, Ole Miss is one of 27 teams in the country to have either one or zero seniors on the roster. In contrast, the Rebels have the fifth-most freshmen on a Division I roster. Ole Miss is one of only eight teams nationwide to have at least seven freshmen.

| School | Number of Freshmen |
|---------------|--------------------|
| Navy | 11 |
| Utah | 11 |
| Air Force | 10 |
| TCU | 10 |
| Ole Miss | 7 |
| James Madison | 7 |
| LMU | 7 |
| Nebraska | 7 |

STARTERS SHINE AGAINST ROADRUNNERS

All five starters scored in double figures as balanced scoring led Ole Miss to an 83-67 victory over former head coach Rod Barnes and his CSU Bakersfield Roadrunners at The Pavilion (Dec. 7). Ole Miss starters scored 78 of the team's 83 points in the win. The Rebels shot a season-best 57.8 percent (26 of 45) from the floor, including 66.7 percent (14 of 21) in the second half to break away from the Roadrunners (4-7). Sophomore **Blake Hinson** tallied a game-high 23 points by going 6 of 8 from the field and 9 of 12 from the charity stripe. **Breoin Tyree** also found success at the line, going 11 of 14 to contribute to his fifth 20-point game of the season. Tyree added six assists, one shy of his career high. Fellow guard **Devontae Shuler** took care of the basketball as well, dishing out a personal-best six assists without committing a turnover. The Irmo, South Carolina, native recorded 15 points as well. Junior **Khadim Sy** posted his second consecutive double-digit scoring output, tallying 10 points with a team-high seven rebounds, and **KJ Buffen** scored all 10 of his points in the first half. The win over CSU Bakersfield was the first time Ole Miss had all five starters score double figures since an 85-79 win at Memphis (Dec. 18, 2015). The Rebel starting five combined for 78 of the team's 83 points in the victory versus the Roadrunners.

REBELS RALLY FROM 21 DOWN TO BEAT PENN STATE

Trailing by 21 in the second half, the Rebels rallied to knock off unbeaten Penn State 74-72 (Nov. 27) in the NIT Tip-Off semifinals. Junior guard **Bryce Williams** had ice in his veins, making two free throws with 13 seconds left, and the Rebels came up with one more big defensive stop to complete the come-from-behind victory. A steal in the backcourt by sophomore **KJ Buffen** led to a Williams offensive rebound and foul by Penn State. Prior to that, senior **Breoin Tyree** scored five points to tie the contest on two occasions with less than 66 seconds to go. After going scoreless in the first half, Tyree exploded for 18 second half points to lead Ole Miss in scoring. **Blake Hinson** added 17 points, sparking the comeback alongside Williams. Buffen stuffed the stat sheet with 13 points to go along with career highs in rebounds (9), assists (6) and steals (4). Khadim Sy added eight points and a career-high eight rebounds. On the defensive side of the floor, Ole Miss kept up as one of the nation's best teams in defending the 3-pointer as Penn State finished 5 of 19 (26.3 percent) from long distance. Outscoring PSU 47-29 in the second half, the Rebels held the opposition to a 35.7 field goal percentage (10 of 28) and only committed one turnover of their own over the final 20 minutes.

AN EPIC COMEBACK

With 16:23 to go in the game, Ole Miss trailed Penn State 53-32. However, the Rebels continued to fight and climbed all the way back to tie the contest with one minute to go. The two free throws by **Bryce Williams** with 13 seconds left gave Ole Miss its first lead of the game, one they would not let slip away. The 21-point comeback was the largest second half rally since the Rebels overcame a 23-point deficit at home against Auburn (Feb. 11, 2017).

TYREE LEADS THE WAY

After earning First Team All-SEC accolades and leading Ole Miss back to the NCAA Tournament a season ago, **Breein Tyree** earned several preseason accolades as a senior. Along with being named Preseason First Team All-SEC, the Rebel is one of 20 guards nationwide to be selected to the Jerry West Award Watch List (shooting guard of the year). Sporting News also tabbed him a Preseason Third Team All-American. The SEC's leading returning scorer heading into the season, Tyree averaged 17.9 ppg as a junior to rank third in the conference. He bumped his scoring average to 19.1 ppg in conference play, increasing his output from non-conference to SEC action for the third consecutive year. Last season, Tyree was the only player in the SEC to rank in the conference's top 10 in scoring (3rd-17.9 ppg), free throw percentage (3rd-83.1), three-pointers made (7th-2.1 per game) and field goal percentage (10th-45.9).

HISTORIC START DEFENSIVELY

Ole Miss' scoring defense got off to one of its best starts ever in program history. The Rebels held each of their first four opponents below 60 points, a feat last accomplished to start the 1944-45 season. During that season, Ole Miss began the season 4-0 by allowing only 30.8 ppg. The 208 points were the fifth-fewest allowed over the first four games of an Ole Miss season over the past 70 years.

| Points Allowed | Season |
|----------------|---------|
| 197 | 1950-51 |
| 200 | 1998-99 |
| 200 | 1981-82 |
| 205 | 1947-48 |
| 208 | 2019-20 |

REBELS ROLL PAST REDHAWKS

Ole Miss led for almost the entire game and ended its season-opening homestand with a 65-52 victory over Seattle Tuesday night (Nov. 19). The Rebels built up their lead to as much as 28 points in the second half, while holding the Redhawks to a 28.6 percent (16 of 56) clip from the field. **KJ Buffen** scored 11 of his team-high 13 points in the second half after picking up early foul trouble in the first 11 minutes of the contest. The sophomore forward also pulled down a team-high eight rebounds to go along with a pair of steals. **Breein Tyree** stuffed the stat sheet with 10 points, six rebounds and five assists to get the Rebels rolling in the first half and continuing into the final frame. Fellow guard **Bryce Williams** added a career-high eight points in 22 minutes off the bench. Making the most of their opportunities at the charity stripe, the Rebels went 19 of 22 (86.4%) on their free throws.

REBELS DOMINATE THE PAINT TO THUMP BRONCOS

Controlling the paint and using a stifling 1-3-1 zone defense, Ole Miss brushed off a slow start to rumble past Western Michigan 85-58 at The Pavilion (Nov. 15). The Rebels handed the Broncos their first loss of the season by holding a 44-24 advantage in the paint and forcing 19 turnovers. **Breein Tyree** scored a team-high 20 points for his second consecutive 20-point game, while adding four rebounds and three steals. His backcourt mate **Devontae Shuler** was close behind, tallying 16 points along with a career-high three blocks on the other end of the floor. Sophomore **Luis Rodriguez** reached double figures for the first time in his young career with 10 points and a team-best six rebounds. Newcomers **Sammy Hunter** and **Khadim Sy** added eight points apiece, the most they've scored as Rebels. Once again, Ole Miss shot over 50 percent, going 32 of 61 from the floor (52.5 percent). The Rebels limited Western Michigan to a 33.9 percent (20 of 59) clip, including just 5 of 32 (15.6 percent) from beyond the arc. Coming into the game averaging 25.3 ppg, Preseason First Team All-MAC guard Michael Flowers was held to only 14 points on 4 of 15 shooting (1 of 9 from three).

VETERANS PAVE THE WAY IN WIN OVER NORFOLK STATE

The trio of **KJ Buffen**, **Devontae Shuler** and **Breein Tyree** outscored Norfolk State by themselves, combining for 56 points in the Rebels' 68-55 win Tuesday night (Nov. 12) at The Pavilion. On the other side of the floor, the Rebels limited a team averaging 96.5 ppg to a 32.7 percent (17 of 52) clip from the floor thanks in large part to their 1-3-1 zone defense. Buffen tallied a career-high 23 points and matched his best night on the glass with nine rebounds to lead Ole Miss in the win. The Gainesville, Georgia, native could not be stopped in the second half, scoring 15 points over the final 20 points. Tyree added 21 points for his 23rd career 20-point game, while Shuler recorded 12 points to go along with team highs in assists (5) and steals (4). As a squad, the Rebels shot 51.0 percent (26 of 51) and dominated the paint 38-20. Defensively, Ole Miss recorded 12 steals and forced 17 turnovers to lead to 24 points. Just like on the offensive side of the court, the veterans paced the Rebels on defense. Along with Shuler's team-high four steals, Buffen and Tyree collected three each.

DOMINATING DEFENSE

Ole Miss put together a dominating defensive performance in the team's season-opening win over Arkansas State (Nov. 8). Along with forcing 23 turnovers, the Rebels held the Red Wolves to 43 points. It was the lowest opposing output in by a **Kermit Davis**-coach Ole Miss squad as well as the lowest in five seasons. The 43 points were tied for the fifth-fewest by an Ole Miss opponent over the last 20 years, and it marked the 12th time the Rebels held an opponent to 45 points or less during that span.

| Points | Opponent | Date |
|-----------|-----------------------|---------------------|
| 33 | LSU | Feb. 7, 2001 |
| 38 | Southern | Nov. 20, 2014 |
| 38 | Arkansas-Pine Bluff | Dec. 28, 2002 |
| 41 | Nicholls | Jan. 3, 2009 |
| 43 | Arkansas State | Nov. 8, 2019 |
| 43 | Nicholls | Dec. 15, 2005 |
| 43 | ULM | Nov. 29, 2005 |
| 43 | ULM | Dec. 3, 2001 |

| | | |
|----|---------------|---------------|
| 44 | Alabama State | Dec. 30, 2003 |
| 45 | Lipscomb | Nov. 23, 2012 |
| 45 | Arkansas | March 6, 2004 |
| 45 | Morris Brown | Nov. 28, 2001 |

NEWCOMER NOTICE

Kermit Davis' first full recruiting class at Ole Miss became one of the highest ranked in school history, coming in at No. 22 nationally by Rivals.com. Four-star prospects include guard **Austin Crowley**, guard **Bryce Williams**, forward **Antavion Collum** and forward **Khadim Sy**. Williams and Sy are junior college transfers from Daytona State, where Sy became one of the most sought-after JUCO prospects in the country (spent his freshman season at Virginia Tech). **Sammy Hunter**, one of the top prospects out of The Bahamas, is another newcomer who could make an immediate impact after a successful prep career in Canada. Joining the newcomers will be guard **Franco Miller Jr.** and forward **Carlos Curry**. The two Rebels both redshirted a season ago, but both look to make an impact after one season under Davis.

SEC COACH OF THE YEAR

Kermit Davis became the sixth Ole Miss men's basketball coach to earn SEC Coach of the Year honors, earning the award in his first season in Oxford (2018-19). He joined the winningest coach in program history, Andy Kennedy, as the only two coaches to be named SEC Coach of the Year in his first season guiding the Rebels. The Leakesville, Mississippi, native led one of the biggest turnarounds in the country, as the Rebels improved from 12-20 (5-13 SEC) a season ago to 20-13 (10-8 SEC). The eight-win improvement is ranked 11th in the nation as well as the best among Power 5 schools. While Ole Miss was projected to finish last in the SEC, Davis got the Rebels off to a hot start. Ole Miss began conference play 3-0, helping Davis become the first Rebel head coach to win his first three SEC games. He was the second coach to win 13 of his first 15 games as well as the third coach in program history to win 20 games in his first season. With 20 wins, Davis became just the third active SEC head coach to win at least 20 games in his first season in the conference (John Calipari – Kentucky, Mike White – Florida).

CONVERTING AT THE CHARITY STRIPE

Shooting 78.3 percent as a team, Ole Miss led the SEC and ranked fourth nationally in free throw percentage a season ago. That mark set a new school record, breaking the previous mark of 77.3 percent during the 2014-15 season. **Breein Tyree** was an 83.1 percent free throw shooter (128 of 154) to rank third in the SEC among qualifiers, while **Devontae Shuler** shot 82.3 percent clip (51 of 62) from the line.

THE PAVILION RECORD BOOK

INDIVIDUAL (OLE MISS)

| | | |
|------------|----|---|
| Points: | 43 | Stefan Moody vs. Mississippi St. (3-3-16) |
| FG att: | 25 | Stefan Moody vs. Vanderbilt (2-6-16) |
| FG made: | 13 | 2x, MR: Breein Tyree vs. Mississippi St. (2-11-20) |
| 3-pt att: | 15 | Stefan Moody vs. Vanderbilt (2-6-16) |
| 3-pt made: | 8 | Breein Tyree vs. Middle Tennessee (12-14-19) |
| FT att: | 18 | 3x, MR: Devontae Shuler vs. No. 16 Auburn (1-28-20) |
| FT made: | 15 | 2x, MR: Stefan Moody vs. Mississippi St. (3-3-16) |
| Rebounds: | 19 | Sebastian Saiz vs. UMass (11-14-16) |
| Assists: | 9 | 3x, MR: Devontae Shuler vs. Middle Tennessee (12-14-19) |
| Blocks: | 6 | Sebastian Saiz vs. Bradley (12-19-16) |
| Steals: | 7 | 2x, MR: Terence Davis vs. Texas A&M (2-6-19) |

INDIVIDUAL (OPPONENT)

| | | |
|------------|----|---|
| Points: | 34 | 2x, MR: Isaiah Joe, Arkansas (1-11-20) |
| FG att: | 24 | Bryce Brown, No. 10 Auburn (1-9-19) |
| FG made: | 12 | Malik Monk, No. 8 Kentucky (12-29-16) |
| 3-pt att: | 19 | Bryce Brown, No. 10 Auburn (1-9-19) |
| 3-pt made: | 7 | 4x, MR: Isaiah Joe, Arkansas (1-11-20) |
| FT att: | 18 | Keith Stone, Florida (1-13-18) |
| FT made: | 13 | Keith Stone, Florida (1-13-18) |
| Rebounds: | 13 | 3x, MR: Jontay Porter, Missouri (2-6-18) |
| Assists: | 11 | Isaiah Briscoe, No. 8 Kentucky (12-29-16) |
| Blocks: | 8 | Clevon Brown, Vanderbilt (3-3-18) |
| Steals: | 5 | J.J. Frazier, Georgia (1-9-16) |

TEAM (OLE MISS)

| | | |
|-------------|------|---|
| Points: | 97 | 2x, MR: vs. Illinois State (12-16-17) |
| Few points: | 47 | vs. Georgia (1-11-17) |
| FG att: | 73 | 2x, MR: vs. Illinois State (12-16-17) |
| FG made: | 36 | vs. South Dakota State (11-28-17) |
| FG pct: | 61.5 | vs. Chattanooga (12-16-18) |
| 3-pt att: | 33 | 2x, MR: vs. Montana (11-24-16) |
| 3-pt made: | 14 | 2x, MR: vs. Middle Tennessee (12-14-19) |
| 3-pt pct: | 63.6 | 14-22 vs. Middle Tennessee (12-14-19) |
| FT att: | 46 | vs. UMass (11-14-16) |
| FT made: | 33 | vs. UMass (11-14-16) |
| FT pct: | 96.2 | 25-26 vs. Arkansas (1-11-20) |
| Rebounds: | 50 | 2x, MR: Tennessee (1-17-17) |
| Assists: | 25 | 2x, MR: ULM (12-1-18) |
| Blocks: | 13 | vs. Bradley (12-19-16) |
| Steals: | 15 | vs. Western Michigan (11-10-18) |

TEAM (OPPONENT)

| | | |
|-------------|------|---------------------------------------|
| Points: | 103 | Alabama (2-22-20) |
| Few points: | 43 | Arkansas State (11-8-19) |
| FG att: | 74 | 2x, MR: South Dakota State (11-28-17) |
| FG made: | 38 | No. 24 Iowa State (1-26-19) |
| FG pct: | 69.1 | No. 24 Iowa State (1-26-19) |
| 3-pt att: | 41 | South Dakota State (11-28-17) |
| 3-pt made: | 18 | South Dakota State (11-28-17) |
| 3-pt pct: | 56.3 | Middle Tennessee (11-30-16) |
| FT att: | 36 | 2x, MR: No. 16 Auburn (1-28-20) |
| FT made: | 26 | 2x, MR: No. 16 Auburn (1-28-20) |
| FT pct: | 90.9 | 10-11, Florida (2-8-20) |
| Rebounds: | 49 | 2x, MR: Illinois State (12-16-17) |
| Assists: | 26 | No. 24 Iowa State (1-26-19) |
| Blocks: | 8 | 2x, MR: Vanderbilt (3-3-18) |
| Steals: | 12 | Mississippi State (3-3-16) |

THE PAVILION AT OLE MISS FAQs

What is the official name of The Pavilion?

The official name is The Pavilion at Ole Miss.

Does The Pavilion have a nickname like the Tad Pad?

No, the name of the facility is The Pavilion at Ole Miss, or simply The Pavilion.

When did The Pavilion at Ole Miss open?

January 7, 2016

What was the total cost?

\$96.5 million

Where is media parking?

Media parking for games in The Pavilion will be located in the garage or at the Ole Miss Track Complex. Media members should request parking in advance.

Where is the media entrance?

The media will-call table is located in the southwest corner of The Pavilion. From outside, it is the lower entrance off Hill Drive that is closest to the parking garage. For those parking inside the garage, media will-call is located on Level 1 of the parking garage (P1 on elevators). The media entrance will open two hours prior to tip off.

Where is the media workroom?

In The Pavilion, the workroom is located in the southwest corner of the floor level through the visiting team tunnel.

Where is the media seating?

Media seating is located in the at the top of section 101 in the southwest corner of The Pavilion.

How do I obtain media credentials for games at the Pavilion?

Media credentials may be requested through the Athletics Communications Office for game credentials. Requests for credentials should be emailed to Adam Kuffner (kuffner@olemiss.edu) and will be limited to working members of the media.

Where are the scouting seats located?

Scouting seats are available in the media seating area at the top of section 101. Additional seating may be purchased by contacting Adam Kuffner in the Athletics Communications office.

What is the postgame interview policy?

Both team locker rooms are CLOSED to the media following the game. Ole Miss head coach Kermit Davis will address the media approximately 10 minutes after the game. Selected players will be brought into the media room following the head coaches. Visiting coach and player interviews will be coordinated through the visiting team's communications contact.

THE PAVILION QUICK FACTS

| | |
|-------------------------------------|--------------------------|
| Arena Name | The Pavilion at Ole Miss |
| Ground Breaking | July 31, 2014 |
| Opening Date | Jan. 7, 2016 |
| Capacity | 9,500 |
| Record Crowd | 9,500 (9 times) |
| All-Time Record | 51-26 (.662) |
| Current Winning Streak | L1 |
| Longest Winning Streak | W8 |

THE PAVILION FIRSTS

| | |
|----------------------------------|----------------------------------|
| First Game | vs. Alabama (1/7/16) |
| First Win | vs. Alabama (1/7/16) |
| First Overtime Game | vs. USC (1/19/16) |
| First Point | Tomasz Gielo (3FG, 19:11/1H) |
| First FG | Tomasz Gielo (3FG, 19:11/1H) |
| First 3-Pointer | Tomasz Gielo (19:11/1H) |
| First Dunk | Jimmie Taylor, Alabama (11:0/1H) |
| First Dunk (OM) | Sebastian Saiz (17:09/2H) |

GAME-BY-GAME STATS

| OPPONENT | 1H-2H-F | FG-FGA | PCT | 3P-3PA | PCT | FT-FTA | PCT | OF-DF-TotRb | A | TO | BLK | STL |
|------------------------|----------|--------|------|--------|------|--------|------|-------------|----|----|-----|-----|
| Arkansas State | 19-24-43 | 15-46 | 32.6 | 6-19 | 31.6 | 7-12 | 58.3 | 6-22-28 | 12 | 23 | 2 | 11 |
| OLE MISS | 39-32-71 | 25-56 | 44.6 | 8-26 | 30.8 | 13-20 | 65.0 | 11-29-40 | 16 | 15 | 3 | 14 |
| Norfolk State | 35-20-55 | 17-52 | 32.7 | 5-21 | 23.8 | 16-21 | 76.2 | 9-24-33 | 8 | 17 | 3 | 8 |
| OLE MISS | 40-28-68 | 26-51 | 51.0 | 5-15 | 33.3 | 11-17 | 64.7 | 5-30-35 | 14 | 13 | 3 | 12 |
| Western Michigan | 32-26-58 | 20-59 | 33.9 | 5-32 | 15.6 | 13-17 | 76.5 | 12-21-33 | 9 | 19 | 3 | 5 |
| OLE MISS | 40-45-85 | 32-61 | 52.5 | 5-15 | 33.3 | 16-20 | 80.0 | 10-28-38 | 16 | 14 | 5 | 10 |
| Seattle | 17-35-52 | 16-56 | 28.6 | 4-17 | 23.5 | 16-18 | 88.9 | 12-19-31 | 7 | 12 | 3 | 6 |
| OLE MISS | 30-35-65 | 21-49 | 42.9 | 4-17 | 23.5 | 19-22 | 86.4 | 11-28-39 | 15 | 16 | 1 | 7 |
| OLE MISS | 38-48-86 | 26-66 | 39.4 | 12-27 | 44.4 | 22-30 | 73.3 | 16-22-38 | 19 | 16 | 3 | 8 |
| Memphis | 45-42-87 | 30-58 | 51.7 | 3-11 | 27.3 | 24-36 | 66.7 | 10-28-38 | 15 | 16 | 9 | 11 |
| OLE MISS | 27-47-74 | 26-62 | 41.9 | 7-16 | 43.8 | 15-19 | 78.9 | 11-27-38 | 14 | 15 | 3 | 8 |
| Penn State | 43-29-72 | 26-58 | 44.8 | 5-19 | 26.3 | 15-18 | 83.3 | 6-27-33 | 16 | 16 | 12 | 10 |
| OLE MISS | 15-22-37 | 15-58 | 25.9 | 1-20 | 5.0 | 6-11 | 54.5 | 9-28-37 | 9 | 20 | 1 | 7 |
| Oklahoma State | 34-44-78 | 28-62 | 45.2 | 8-27 | 29.6 | 14-15 | 93.3 | 7-35-42 | 11 | 13 | 5 | 11 |
| Butler | 31-36-67 | 24-47 | 51.1 | 8-17 | 47.1 | 11-15 | 73.3 | 3-29-32 | 14 | 13 | 0 | 5 |
| OLE MISS | 22-36-58 | 22-55 | 40.0 | 7-22 | 31.8 | 7-15 | 46.7 | 9-23-32 | 16 | 12 | 1 | 7 |
| CSU Bakersfield | 37-30-67 | 23-47 | 48.9 | 3-12 | 25.0 | 18-30 | 60.0 | 12-20-32 | 16 | 10 | 1 | 3 |
| OLE MISS | 40-43-83 | 26-45 | 57.8 | 7-18 | 38.9 | 24-36 | 66.7 | 6-17-23 | 18 | 6 | 2 | 4 |
| Middle Tennessee | 31-33-64 | 26-59 | 44.1 | 3-18 | 16.7 | 9-18 | 50.0 | 9-23-32 | 14 | 12 | 1 | 6 |
| OLE MISS | 48-34-82 | 28-53 | 52.8 | 14-22 | 63.6 | 12-16 | 75.0 | 5-30-35 | 23 | 14 | 4 | 8 |
| Southeastern Louisiana | 41-35-76 | 32-55 | 58.2 | 10-15 | 66.7 | 2-5 | 40.0 | 5-19-24 | 24 | 16 | 0 | 2 |
| OLE MISS | 42-41-83 | 30-58 | 51.7 | 7-24 | 29.2 | 16-25 | 64.0 | 15-21-36 | 19 | 13 | 4 | 4 |
| Tennessee Tech | 32-31-63 | 24-60 | 40.0 | 7-18 | 38.9 | 8-10 | 80.0 | 6-24-30 | 13 | 10 | 2 | 5 |
| OLE MISS | 31-49-80 | 30-55 | 54.5 | 7-23 | 30.4 | 13-21 | 61.9 | 6-31-37 | 22 | 11 | 4 | 5 |
| OLE MISS | 24-30-54 | 16-52 | 30.8 | 4-18 | 22.2 | 18-23 | 78.3 | 9-21-30 | 5 | 15 | 4 | 4 |
| Wichita State | 39-35-74 | 23-48 | 47.9 | 6-21 | 28.6 | 22-33 | 66.7 | 10-28-38 | 9 | 12 | 2 | 8 |
| OLE MISS | 29-18-47 | 18-60 | 30.0 | 7-27 | 25.9 | 4-7 | 57.1 | 12-24-36 | 12 | 10 | 0 | 6 |
| Texas A&M | 19-38-57 | 19-48 | 39.6 | 3-17 | 17.6 | 16-19 | 84.2 | 8-33-41 | 8 | 12 | 7 | 3 |
| Arkansas | 27-49-76 | 23-56 | 41.1 | 8-20 | 40.0 | 22-27 | 81.5 | 5-23-28 | 13 | 10 | 4 | 7 |
| OLE MISS | 33-39-72 | 22-54 | 40.7 | 3-13 | 23.1 | 25-26 | 96.2 | 10-30-40 | 6 | 16 | 4 | 5 |
| OLE MISS | 28-27-55 | 18-45 | 40.0 | 3-16 | 18.8 | 16-20 | 80.0 | 9-17-26 | 3 | 18 | 2 | 7 |
| Florida | 40-31-71 | 27-50 | 54.0 | 3-13 | 23.1 | 14-23 | 60.9 | 10-21-31 | 12 | 12 | 5 | 9 |
| LSU | 36-44-80 | 24-57 | 42.1 | 8-21 | 38.1 | 24-27 | 88.9 | 12-35-47 | 10 | 16 | 5 | 3 |
| OLE MISS | 36-40-76 | 29-65 | 44.6 | 9-23 | 39.1 | 9-19 | 47.4 | 8-23-31 | 19 | 10 | 1 | 10 |
| OLE MISS | 23-25-48 | 19-63 | 30.2 | 5-25 | 20.0 | 5-11 | 45.5 | 14-24-38 | 6 | 10 | 2 | 6 |
| Tennessee | 42-31-73 | 24-49 | 49.0 | 5-17 | 29.4 | 20-24 | 83.3 | 4-29-33 | 18 | 8 | 5 | 6 |

GAME-BY-GAME STATS

| OPPONENT | 1H-2H-F | FG-FGA | PCT | 3P-3PA | PCT | FT-FTA | PCT | OF-DF-TotRb | A | TO | BLK | STL |
|-----------------|---------------|--------|------|--------|------|--------|------|-------------|----|----|-----|-----|
| OLE MISS | 35-35-70 | 26-50 | 52.0 | 5-9 | 55.6 | 13-17 | 76.5 | 5-23-28 | 8 | 13 | 4 | 7 |
| Georgia | 29-31-60 | 17-55 | 30.9 | 7-23 | 30.4 | 19-25 | 76.0 | 18-20-38 | 8 | 16 | 4 | 6 |
| Auburn | 20-46-11-6-83 | 24-63 | 38.1 | 9-30 | 30.0 | 26-36 | 72.2 | 16-29-45 | 11 | 19 | 1 | 11 |
| OLE MISS | 37-29-11-5-82 | 26-58 | 44.8 | 6-20 | 30.0 | 24-32 | 75.0 | 7-26-33 | 14 | 15 | 3 | 9 |
| OLE MISS | 20-43-63 | 21-59 | 35.6 | 6-22 | 27.3 | 15-19 | 78.9 | 7-23-30 | 10 | 10 | 2 | 4 |
| LSU | 40-33-73 | 23-48 | 47.9 | 4-10 | 40.0 | 23-34 | 67.6 | 9-33-42 | 8 | 13 | 6 | 6 |
| South Carolina | 32-38-70 | 23-56 | 41.1 | 6-20 | 30.0 | 18-23 | 78.3 | 8-21-29 | 16 | 14 | 3 | 5 |
| OLE MISS | 43-41-84 | 27-57 | 47.4 | 6-12 | 50.0 | 24-32 | 75.0 | 13-26-39 | 15 | 14 | 3 | 8 |
| Florida | 27-24-51 | 18-54 | 33.3 | 5-23 | 21.7 | 10-11 | 90.9 | 8-25-33 | 9 | 15 | 4 | 5 |
| OLE MISS | 33-35-68 | 26-55 | 47.3 | 7-16 | 43.8 | 9-10 | 90.0 | 4-28-32 | 16 | 10 | 2 | 8 |
| Mississippi St. | 34-24-58 | 18-49 | 36.7 | 2-16 | 12.5 | 20-27 | 74.1 | 11-25-36 | 15 | 17 | 2 | 3 |
| OLE MISS | 33-50-83 | 28-58 | 48.3 | 8-20 | 40.0 | 19-24 | 79.2 | 8-26-34 | 11 | 7 | 3 | 7 |
| OLE MISS | 27-35-62 | 24-60 | 40.0 | 6-17 | 35.3 | 8-11 | 72.7 | 8-25-33 | 3 | 12 | 4 | 9 |
| Kentucky | 25-42-67 | 23-59 | 39.0 | 2-22 | 9.1 | 19-24 | 79.2 | 11-30-41 | 8 | 11 | 4 | 3 |
| OLE MISS | 27-41-68 | 21-52 | 40.4 | 3-13 | 23.1 | 23-30 | 76.7 | 13-21-34 | 9 | 15 | 1 | 6 |
| Missouri | 31-40-71 | 21-55 | 38.2 | 6-22 | 27.3 | 23-27 | 85.2 | 15-21-36 | 10 | 12 | 6 | 6 |
| Alabama | 45-58-103 | 37-66 | 56.1 | 13-29 | 44.8 | 16-28 | 57.1 | 13-20-33 | 25 | 12 | 4 | 4 |
| OLE MISS | 31-47-78 | 26-48 | 54.2 | 6-19 | 31.6 | 20-27 | 74.1 | 7-22-29 | 15 | 21 | 2 | 7 |

REBEL CAREER HIGHS

#0
BLAKE HINSON
POINTS
 26 at Mississippi St. (1/12/19)
REBOUNDS
 11 at Florida (1/14/20)
FIELD GOALS
 8 at Mississippi St. (1/12/19)
FREE THROWS
 9 vs. CSU Bakersfield (12/7/19)
THREE-POINTERS
 5 at Mississippi St. (1/12/19)
ASSISTS
 4, 3x, MR: vs. LSU (1/18/20)
STEALS
 3 vs. Auburn (1/9/19)
BLOCKS
 2 at Georgia (1/25/20)

#1
AUSTIN CROWLEY
POINTS
 11 vs. Middle Tennessee (12/14/19)
REBOUNDS
 3, 4x, MR: at Tennessee (1/21/20)
FIELD GOALS
 4 vs. Middle Tennessee (12/14/19)
FREE THROWS
 2, 5x, MR: vs. Alabama (2/22/20)
THREE-POINTERS
 2, 3x, MR: vs. Middle Tennessee (12/14/19)
ASSISTS
 6, 2x, MR: vs. LSU (1/18/20)
STEALS
 2, 2x, MR: vs. LSU (1/18/20)
BLOCKS
 1 vs. Middle Tennessee (12/14/19)

#2
DEVONTAE SHULER
POINTS
 28 vs. LSU (2/1/20)
REBOUNDS
 11 vs. Arkansas (1/11/20)
FIELD GOALS
 9 vs. Cincinnati (11/24/18)
FREE THROWS
 13 vs. Auburn (1/28/20)
THREE-POINTERS
 5 vs. LSU (2/1/20)
ASSISTS
 9 vs. Middle Tennessee (12/14/19)
STEALS
 5 vs. Missouri (2/16/19)
BLOCKS
 3 vs. Western Michigan (11/15/19)

#3
KHADIM SY
POINTS
 20 vs. Southeastern Louisiana (12/21/19)
REBOUNDS
 8, 5x, MR: vs. Alabama (2/22/20)
FIELD GOALS
 7, 2x, MR: vs. Mississippi St. (2/11/20)
FREE THROWS
 6 vs. Arkansas (1/11/20)
THREE-POINTERS
 1, 7x, MR: at Missouri (2/18/20)
ASSISTS
 3 vs. Butler (12/3/19)
STEALS
 2, 2x, MR: vs. Alabama (2/22/20)
BLOCKS
 3 at Wichita State (1/4/20)

#4
BREEIN TYREE
POINTS
 40 vs. Mississippi St. (2/11/20)
REBOUNDS
 8, 2x, MR: vs. Butler (12/3/19)
FIELD GOALS
 13 vs. Mississippi St. (2/11/20)
FREE THROWS
 13 vs. Baylor (11/23/18)
THREE-POINTERS
 8 vs. Middle Tennessee (12/14/19)
ASSISTS
 7 at Kentucky (2/28/18)
STEALS
 4 vs. FGCU (12/29/18)
BLOCKS
 2, 2x, MR: at South Carolina (2/19/19)

#5
KJ BUFFEN
POINTS
 23 vs. Norfolk State (11/12/19)
REBOUNDS
 10 vs. Arkansas (11/11/20)
FIELD GOALS
 9 vs. Norfolk State (11/12/19)
FREE THROWS
 10 at Florida (1/14/20)
THREE-POINTERS
 1, 8x, MR: vs. Tennessee Tech (12/29/19)
ASSISTS
 6 vs. Penn State (11/27/19)
STEALS
 4 vs. Penn State (11/27/19)
BLOCKS
 3 vs. Tennessee Tech (12/29/19)

#10
CARLOS CURRY
POINTS
 4, 3x, MR: at Florida (1/14/20)
REBOUNDS
 3 vs. Arkansas State (11/8/19)
FIELD GOALS
 2, 3x, MR: at Florida (1/14/20)
FREE THROWS

THREE-POINTERS

ASSISTS
 1, 2x, MR: at Florida (1/14/20)
STEALS
 2 vs. Western Michigan (11/15/19)
BLOCKS
 1, 2x, MR: at Florida (1/14/20)

#11
FRANCO MILLER JR.
POINTS
 4 vs. Arkansas State (11/8/19)
REBOUNDS
 6 at Texas A&M (1/7/20)
FIELD GOALS
 1, 2x, MR: at Wichita St. (1/4/20)
FREE THROWS
 1 vs. Arkansas State (11/8/19)
THREE-POINTERS
 1 vs. Arkansas State (11/8/19)
ASSISTS
 2, 2x, MR: at Texas A&M (1/7/20)
STEALS
 1 vs. Arkansas State (11/8/19)
BLOCKS

#12
SHON ROBINSON
POINTS

REBOUNDS

FIELD GOALS

FREE THROWS

THREE-POINTERS

ASSISTS

STEALS

BLOCKS

#13
BRYCE WILLIAMS
POINTS
 15 vs. Penn State (11/27/19)
REBOUNDS
 4 vs. Auburn (1/28/20)
FIELD GOALS
 3, 2x, MR: at Georgia (1/25/20)
FREE THROWS
 6 vs. Penn State (11/27/19)
THREE-POINTERS
 3 vs. Penn State (11/27/19)
ASSISTS
 2, 5x, MR: vs. LSU (2/1/20)
STEALS
 1, 12x, MR: vs. Alabama (2/22/20)
BLOCKS
 1, 3x, MR: vs. Alabama (2/22/20)

#14
ANTAVION COLLUM
POINTS
 7 vs. Oklahoma State (11/29/19)
REBOUNDS
 7 at Kentucky (2/15/20)
FIELD GOALS
 2, 2x, MR: vs. Alabama (2/22/20)
FREE THROWS
 3 vs. Oklahoma State (11/29/19)
THREE-POINTERS
 1, 2x, MR: at Wichita St. (1/4/20)
ASSISTS
 3 vs. South Carolina (2/5/20)
STEALS
 2 vs. Western Michigan (11/15/19)
BLOCKS

#15
LUIS RODRIGUEZ
POINTS
 10 vs. Western Michigan (11/15/19)
REBOUNDS
 6, 2x, MR: vs. Western Michigan (11/15/19)
FIELD GOALS
 3 vs. Western Michigan (11/15/19)
FREE THROWS
 5 vs. Seattle (11/19/19)
THREE-POINTERS

ASSISTS
 4 vs. Seattle (11/19/19)
STEALS
 3 vs. Arkansas State (11/8/19)
BLOCKS
 2 vs. Middle Tennessee (12/21/18)

#23
SAMMY HUNTER
POINTS
 8 vs. Western Michigan (11/15/19)
REBOUNDS
 4, 2x, MR: vs. Seattle (11/19/19)
FIELD GOALS
 4 vs. Western Michigan (11/15/19)
FREE THROWS
 4 vs. Seattle (11/19/19)
THREE-POINTERS
 1 vs. Butler (12/3/19)
ASSISTS
 2, 4x, MR: vs. Tennessee Tech (12/29/19)
STEALS
 2, 2x, MR: vs. Western Michigan (11/15/19)
BLOCKS
 1 vs. Alabama (2/22/20)

#33
JOHN MCBRIDE
POINTS
 3 vs. Tennessee Tech (12/29/19)
REBOUNDS
 2 vs. Western Michigan (11/15/19)
FIELD GOALS
 1 vs. Tennessee Tech (12/29/19)
FREE THROWS

THREE-POINTERS
 1 vs. Tennessee Tech (12/29/19)
ASSISTS

STEALS

BLOCKS
 1 at Tennessee (1/21/20)

#34
CONNER MCKAY
POINTS

REBOUNDS

FIELD GOALS

FREE THROWS

THREE-POINTERS

ASSISTS

STEALS

BLOCKS

THE LAST TIME ...

AN OLE MISS TEAM...

| | |
|---|--|
| Scored 100+ points at home | 105 vs. Oregon (Dec. 8, 2013) |
| Scored 100+ points on the road | 104 at Mississippi State (4ot) (Jan. 24, 1990) |
| Scored 100+ points and lost | 105 vs. Oregon (Dec. 8, 2013) |
| Scored 110+ points | 111 vs. Mississippi Valley State (Nov. 22, 2013) |
| Scored 50 points or less | 48 at Tennessee (Jan. 21, 2020) |
| Scored 40 points or less | 37 vs. Oklahoma State (Nov. 29, 2019) |
| Scored 50 or less and won | 50-48 vs. SMU (Jan. 3, 2012) |
| Held opponent to 50 or less | 43 vs. Arkansas State (Nov. 8, 2019) |
| Won an overtime game | 90-87 at Missouri (Feb. 20, 2018) |
| Lost an overtime game | 83-82 vs. #16 Auburn (Jan. 28, 2020) |
| Won a double overtime game | 90-87 vs. Texas Tech (Mar. 23, 2010) |
| Lost a double overtime game | 83-82 vs. #16 Auburn (Jan. 28, 2020) |
| Played a triple overtime game | Never Happened |
| Played a four-overtime game | 104-102 at Mississippi State (Jan. 24, 1990) |
| Made 10+ three-point field goals | 14 vs. Middle Tennessee (Dec. 14, 2019) |
| Made 12+ three-point field goals | 14 vs. Middle Tennessee (Dec. 14, 2019) |
| Made 15+ three-point field goals | 15 at Syracuse (March 18, 2017) |
| Allowed 10+ three-point field goals | 13 vs. Alabama (Feb. 22, 2020) |
| Had 15+ rebound margin | 16 vs. Southeastern Louisiana (Dec. 12, 2018) |
| Had 20+ rebound margin | 22 vs. Arkansas (Jan. 11, 2012) |
| Had 25+ rebound margin | 25 vs. Florida A&M (Dec. 22, 2008) |
| Had 50+ rebounds | 50 vs. Tennessee (Jan. 17, 2017) |
| Had 60+ rebounds | 64 vs. Troy (Nov. 27, 2007) |
| Had two players with 10+ rebounds | vs. Arkansas (Jan. 11, 2020) |
| Had three players with 10+ rebounds | Devontae Shuler (11), KJ Buffen (10) vs. Georgia (Jan. 9, 2016) |
| Had two players with 20+ points | Sebastian Saiz (10), Martavious Newby (10), and Rasheed Brooks (10) vs. Tennessee Tech (Dec. 29, 2019) |
| Had two players with a double-double | KJ Buffen (20), Devontae Shuler (20) vs. Arkansas (Jan. 11, 2020) |
| Attempted 30+ free throws | 30 at Missouri (Feb. 18, 2020) |
| Attempted 40+ free throws | 55 vs. Missouri (March 9, 2017) |
| Attempted 50+ free throws | 55 vs. Missouri (March 9, 2017) |
| Made 25+ free throws | 25 vs. Arkansas (Jan. 11, 2020) |
| Made 30+ free throws | 31 vs. Missouri (March 9, 2017) |
| Made 35+ free throws | 40 vs. Georgia Southern (Nov. 17, 2015) |
| Made 40+ free throws | 40 vs. Georgia Southern (Nov. 17, 2015) |
| Shot 90% or better from FT line | 90.0% (9-10) vs. Florida (Feb. 8, 2020) |
| Had 20+ assists | 22 vs. Tennessee Tech (Dec. 29, 2019) |
| Had 25+ assists | 25 vs. ULM (Dec. 1, 2018) |
| Had 30+ assists | 32 vs. Centenary (Dec. 19, 2009) |
| Had 20+ turnovers | 21 vs. Alabama (Feb. 22, 2020) |
| Had 25+ turnovers | 26 vs. Southern Utah (Nov. 18, 2005) |
| Forced 20+ turnovers | 23 vs. Arkansas State (Nov. 8, 2019) |
| Forced 25+ turnovers | 25 vs. Missouri (Feb. 16, 2019) |
| Forced 30+ turnovers | 31 vs. Louisiana-Monroe (Nov. 24, 2007) |
| Had 10+ steals | 10 vs. LSU (Jan. 18, 2020) |
| Had 15+ steals | 15 vs. Western Michigan (Nov. 10, 2018) |
| Had 20+ steals | 20 vs. Lipscomb (Nov. 23, 2012) |
| Blocked 5+ shots | 5 vs. Western Michigan (Nov. 15, 2019) |
| Blocked 10+ shots | 10 vs. Texas A&M-Corpus Christi (Dec. 19, 2017) |
| Blocked 12+ shots | 13 vs. Bradley (Dec. 19, 2016) |
| Beat a ranked team | 81-77 at #14 Mississippi St. (Jan. 12, 2019) |
| Beat a ranked team on the road | 81-77 at #14 Mississippi St. (Jan. 12, 2019) |
| Beat a ranked team on a neutral floor | 75-68 vs. #23 Creighton (Nov. 28, 2014) |
| Keep every opposing player out of double figures | vs. Mississippi St. (Jan. 6, 2018) |
| Had all five starters score in double figures | vs. CSU Bakersfield (Dec. 7, 2019) |
| Had five players score in double figures | vs. Middle Tennessee (Dec. 14, 2019) |
| Had six players score in double figures | at Auburn (Jan. 7, 2017) |
| Had no players score in double figures | vs. Oklahoma State (Nov. 29, 2019) |
| Overcame a 5-point+ halftime deficit to win | 16 vs. Penn State (Nov. 27, 2019) |
| Overcame a 5-point+ halftime deficit on the road to win | 8 at Missouri (March 9, 2017) |
| Overcame a 10-point+ halftime deficit to win | 16 vs. Penn State (Nov. 27, 2019) |
| Overcame a 20-point+ halftime deficit to win | 20 vs. Auburn (Feb. 11, 2017) |
| Overcame a 10-point+ second half deficit to win | 21 vs. Penn State (Nov. 27, 2019) |
| Overcame a 15-point+ second half deficit to win | 21 vs. Penn State (Nov. 27, 2019) |
| Overcame a 20-point+ second half deficit to win | 21 vs. Penn State (Nov. 27, 2019) |
| Went on a 20-0 run | 28 vs. Chattanooga (Dec. 16, 2018) |
| Went on a 25-0 run | 28 vs. Chattanooga (Dec. 16, 2018) |


AN OLE MISS PLAYER...

| | |
|---|---|
| Scored 20+ points | 28, Breein Tyree vs. Alabama (Feb. 22, 2020) |
| Scored 30+ points | 40, Breein Tyree vs. Mississippi St. (Feb. 11, 2020) |
| Scored 35+ points | 40, Breein Tyree vs. Mississippi St. (Feb. 11, 2020) |
| Scored 40+ points | 40, Breein Tyree vs. Mississippi St. (Feb. 11, 2020) |
| Scored 50+ points | 53, Gerald Glass vs. LSU (Mar. 4, 1989) |
| Scored 20+ points in 5 straight games | Breein Tyree (Jan. 26-Feb. 14, 2019) |
| Scored 20+ points in 10 straight games | Stefan Moody (Nov. 25, 2015-Jan. 28, 2016) |
| Scored 20+ points in 14 straight games | Stefan Moody (Nov. 25, 2015-Jan. 28, 2016) |
| Scored 20+ points in 18 straight games | Joe Gibbon (Dec. 10, 1956-Feb. 28, 1957) |
| Scored 20+ points in 22 straight games | Johnny Neumann (Dec. 1, 1920-Feb. 22, 1971) |
| Made 5+ 3-pointers | 5, Devontae Shuler vs. #22 LSU (Feb. 1, 2020) |
| Made 7+ 3-pointers | 8, Breein Tyree vs. Middle Tennessee (Dec. 14, 2019) |
| Made 8+ 3-pointers | 8, Breein Tyree vs. Middle Tennessee (Dec. 14, 2019) |
| Made 9+ 3-pointers | 9, Deandre Burnett vs. Oral Roberts (Nov. 18, 2016) |
| Made 10+ 3-pointers | 10, Marshall Henderson vs. Oregon (Dec. 8, 2013) |
| Attempted 10+ 3-pointers | 10, Breein Tyree vs. Mississippi St. (Feb. 11, 2020) |
| Attempted 15+ 3-pointers | 17, Stefan Moody vs. Alabama (March 10, 2016) |
| Had a double-double | Blake Hinson (16 points, 11 rebounds) at Florida (Jan. 14, 2020) |
| Had a double-double in 2 straight games | Sebastian Saiz (3/4/17-3/9/17) |
| Had a double-double in 3 straight games | Sebastian Saiz (1/28/17-2/4/17) |
| Had a double-double in 4 straight games | Sebastian Saiz (1/28/17-2/8/17) |
| Had a double-double in 5 straight games | Sebastian Saiz (12/15/16-1/3/17) |
| Had a double-double in 6 straight games | Sebastian Saiz (12/15/16-1/7/17) |
| Had a double-double in 7 straight games | Rahim Lockhart (11/19/99-12/4/99) |
| Had 5+ double-doubles in a season | 5, Terence Davis, - 2016-17 season |
| Had 10+ double-doubles in a season | 23, Sebastian Saiz - 2016-17 season |
| Had 18+ double-doubles in a season | 23, Sebastian Saiz - 2016-17 season |
| Had 20+ double-doubles in a season | 23, Sebastian Saiz - 2016-17 season |
| Had 20+ points and 15+ rebounds | Sebastian Saiz, 21 pts/15 rebs vs. South Carolina (March 4, 2017) |
| Had 20+ points and 20+ rebounds | Walter Actwood, 22 pts/22 rebs vs. ISU-Evansville (Dec. 1, 1975) |
| Had 15+ rebounds | 15, Sebastian Saiz vs. Georgia Tech (March 21, 2017) |
| Had 20+ rebounds | 20, Murphy Holloway vs. Auburn (Feb. 24, 2010) |
| Had 10+ offensive rebounds | 10, Dwayne Curtis vs. Auburn (Feb. 25, 2006) |
| Had 20+ defensive rebounds | 10, Blake Hinson at Florida (Jan. 14, 2020) |
| Had 10+ assists | 10, Jarvis Summers vs. BYU (March 17, 2015) |
| Had 15+ assists | 15, Sean Tuohy vs. Auburn (Jan. 26, 1980) |
| Had 9+ assists and 0 turnovers | 9, Cullen Neal vs. South Alabama (Dec. 22, 2016) |
| Had 8+ assists and 0 turnovers | 8, Deandre Burnett at Texas A&M (Jan. 16, 2018) |
| Had 5+ blocks | 6, Sebastian Saiz vs. Bradley (Dec. 19, 2016) |
| Had 8+ blocks | 8, Reginald Buckner at Arkansas (Feb. 5, 2011) |
| Had 5+ steals | 5, Devontae Shuler vs. Missouri (Feb. 16, 2019) |
| Had 7+ steals | 7, Terence Davis vs. Texas A&M (Feb. 6, 2019) |
| Had 8+ steals | 8, Gerald Glass vs. Christian Bros. (Nov. 25, 1988) |
| Made 10+ free throws | 12, Breein Tyree vs. Alabama (Feb. 22, 2020) |
| Made 15+ free throws | 15, Stefan Moody vs. Mississippi State (March 3, 2016) |
| Attempted 10+ free throws | 12, Breein Tyree vs. Alabama (Feb. 22, 2020) |
| Attempted 15+ free throws | 18, Devontae Shuler vs. #16 Auburn (Jan. 28, 2020) |
| Attempted 20+ free throws | 20, Ansu Sesay vs. Arkansas (Feb. 18, 1995) |
| Shot 100% from the line (min. 10) | 12-12, Breein Tyree vs. Alabama (Feb. 22, 2020) |
| Shot 100% from the floor (min. 5) | Khadim Sy, 5-5 at Missouri (Feb. 18, 2020) |
| Shot 90% from the floor (min. 10) | Marcconis Hymon, 10-11, vs. Towson (Nov. 20, 2015) |
| Played 40+ minutes | 40, Breein Tyree vs. South Carolina (Feb. 5, 2020) |
| Played 45+ minutes | 49, Blake Hinson vs. #16 Auburn (Jan. 28, 2020) |
| | 48, Devontae Shuler vs. #16 Auburn (Jan. 28, 2020) |
| Fouled out | Breein Tyree, Khadim Sy vs. Alabama (Feb. 22, 2020) |


RADIO/TV ROSTER




BLAKE HINSON
6-7 • 230 • G/F • So.
Deltona, Fla.



AUSTIN CROWLEY
6-5 • 188 • G • Fr.
West Point, Miss.




DEVONTAE SHULER
6-2 • 192 • G • Jr.
Irmo, S.C.



KHADIM SY
6-10 • 244 • F • Jr.
Dakar, Senegal




BREEIN TYREE
6-2 • 195 • G • Sr.
Somerset, N.J.




KJ BUFFEN
6-7 • 225 • F • So.
Gainesville, Ga.



CARLOS CURRY
6-11 • 235 • F • R-Fr.
Albany, Ga.




FRANCO MILLER JR.
6-3 • 202 • G • R-Fr.
Freeport, Bahamas




SHON ROBINSON
6-11 • 210 • F • Fr.
Chicago, Ill.




BRYCE WILLIAMS
6-2 • 178 • G • Jr.
Tampa, Fla.




ANTAVION COLLUM
6-7 • 228 • F • Fr.
Memphis, Tenn.



LUIS RODRIGUEZ
6-6 • 211 • G/F • So.
Los Angeles, Calif.




SAMMY HUNTER
6-9 • 230 • F • Fr.
Nassau, Bahamas



JARKEL JOINER
6-1 • 177 • G • Jr.
Oxford, Miss.



JOHN MCBRIDE
6-7 • 221 • G • R-Fr.
Memphis, Tenn.



CONNER MCKAY
5-11 • 188 • G • Jr.
Baldwyn, Miss.



KERMIT DAVIS
Head Coach
Second year at Ole Miss



WIN CASE
Assistant Coach
Second year at Ole Miss



RONNIE HAMILTON
Assistant Coach
Second year at Ole Miss



LEVI WATKINS
Assistant Coach
Second year at Ole Miss

BOX SCORES

GAME 1: OLE MISS 71, ARKANSAS STATE 43



Official Basketball Box Score -- Game Totals -- Final Statistics
Arkansas State vs Ole Miss
11-8-19 6 p.m. at Oxford, Miss. (The Pavilion at Ole Miss)



Arkansas State 43 • 1-1

Table with columns: #, Player, FG-FGA, 3-Ptr, FT-FTA, Rebounds, PF, TP, A, TO, Blk, Stl, Min. Includes team totals and half-by-half statistics.

Ole Miss 71 • 1-0

Table with columns: #, Player, FG-FGA, 3-Ptr, FT-FTA, Rebounds, PF, TP, A, TO, Blk, Stl, Min. Includes team totals and half-by-half statistics.

Officials: Pat Adams, Vladimir Voyard-Tadal, Nathan Bemis
Technical fouls: Arkansas State-Matthews, J.J.; Willis, Christian. Ole Miss-Butten, KJ.
Attendance: 8009

Score by periods table with columns: 1st, 2nd, Total. Rows for Arkansas State and Ole Miss.

Last FG - ASU 2nd-01:26, OM 2nd-00:27.
Largest lead - ASU by 3 1st-19:20, OM by 29 2nd-13:54.
ASU led for 01:34. OM led for 37:22. Game was tied for 01:04.

Points In Off 2nd Fast
ASU 14 13 0 3 14
OM 30 21 12 8 16

GAME 3: OLE MISS 85, WESTERN MICHIGAN 58



Official Basketball Box Score -- Game Totals -- Final Statistics
Western Michigan vs Ole Miss
11-15-19 6 pm at Oxford, Miss. (The Pavilion at Ole Miss)



Western Michigan 58 • 3-1

Table with columns: #, Player, FG-FGA, 3-Ptr, FT-FTA, Rebounds, PF, TP, A, TO, Blk, Stl, Min. Includes team totals and half-by-half statistics.

Ole Miss 85 • 3-0

Table with columns: #, Player, FG-FGA, 3-Ptr, FT-FTA, Rebounds, PF, TP, A, TO, Blk, Stl, Min. Includes team totals and half-by-half statistics.

Officials: Anthony Jordan, Brian Shey, Josue Nieves
Technical fouls: Western Michigan-None. Ole Miss-None.
Attendance: 7310

Score by periods table with columns: 1st, 2nd, Total. Rows for Western Michigan and Ole Miss.

Last FG - WMU 2nd-00:50, OM 2nd-02:14.
Largest lead - WMU by 8 1st-10:27, OM by 32 2nd-02:14.
WMU led for 10:21. OM led for 28:24. Game was tied for 01:15.

Points In Off 2nd Fast
WMU 24 44 25 9 10 26

GAME 2: OLE MISS 68, NORFOLK STATE 55



Official Basketball Box Score -- Game Totals -- Final Statistics
Norfolk State vs Ole Miss
11-12-19 6:30 p.m. at The Pavilion at Ole Miss (Oxford, Miss.)



Norfolk State 55 • 2-1

Table with columns: #, Player, FG-FGA, 3-Ptr, FT-FTA, Rebounds, PF, TP, A, TO, Blk, Stl, Min. Includes team totals and half-by-half statistics.

Ole Miss 68 • 2-0

Table with columns: #, Player, FG-FGA, 3-Ptr, FT-FTA, Rebounds, PF, TP, A, TO, Blk, Stl, Min. Includes team totals and half-by-half statistics.

Officials: Mike Nanco, Olandis Poole, Stephen Orlus Jr.
Technical fouls: Norfolk State-None. Ole Miss-TEAM.
Attendance: 6412

Score by periods table with columns: 1st, 2nd, Total. Rows for Norfolk State and Ole Miss.

Last FG - NSUM 2nd-01:48, OM 2nd-03:02.
Largest lead - NSUM by 8 1st-10:52, OM by 15 2nd-03:02.
NSUM led for 11:05. OM led for 27:58. Game was tied for 00:57.

Points In Off 2nd Fast
NSUM 20 28 8 9 2 15 5

GAME 4: OLE MISS 65, SEATTLE SEU 52



Official Basketball Box Score -- Game Totals -- Final Statistics
Seattle vs Ole Miss
11-19-19 6:30 pm at Oxford, Miss. (The Pavilion at Ole Miss)



Seattle 52 • 4-0

Table with columns: #, Player, FG-FGA, 3-Ptr, FT-FTA, Rebounds, PF, TP, A, TO, Blk, Stl, Min. Includes team totals and half-by-half statistics.

Ole Miss 65 • 4-0

Table with columns: #, Player, FG-FGA, 3-Ptr, FT-FTA, Rebounds, PF, TP, A, TO, Blk, Stl, Min. Includes team totals and half-by-half statistics.

Officials: Tony Greene, Byron Jarrett, Hunter Allen
Technical fouls: Seattle-None. Ole Miss-None.
Attendance: 6316

Score by periods table with columns: 1st, 2nd, Total. Rows for Seattle and Ole Miss.

Last FG - SEA 2nd-00:18, OM 2nd-02:13.
Largest lead - SEA None, OM by 28 2nd-11:09.
SEA led for 00:00. OM led for 38:18. Game was tied for 01:42.

Points In Off 2nd Fast
SEA 18 10 4 8 2 20

BOX SCORES

GAME 5: #16 MEMPHIS 87, OLE MISS 86

Official Basketball Box Score -- Game Totals -- Final Statistics
Ole Miss vs Memphis
11/23/19 12:00 pm at



Ole Miss 86 • 4-1,0-0 SEC

Table with columns: #, Player, FG-FGA, 3-Ptr, FT-FTA, Rebounds (Off, Def, Tot), PF, TP, A, TO, Blk, Stl, Min. Includes totals and half-by-half statistics.

FG % 1st Half: 12-33 36.4% 2nd half: 14-33 42.4% Game: 26-66 39.4%
3FG % 1st Half: 6-14 42.9% 2nd half: 6-13 46.2% Game: 12-27 44.4%
FT % 1st Half: 8-13 61.5% 2nd half: 14-17 82.4% Game: 22-30 73.3%

Memphis 87 • 5-1,0-0 AAC

Table with columns: #, Player, FG-FGA, 3-Ptr, FT-FTA, Rebounds (Off, Def, Tot), PF, TP, A, TO, Blk, Stl, Min. Includes totals and half-by-half statistics.

FG % 1st Half: 15-27 55.6% 2nd half: 15-31 48.4% Game: 30-58 51.7%
3FG % 1st Half: 1-5 20.0% 2nd half: 2-6 33.3% Game: 3-11 27.3%
FT % 1st Half: 14-18 77.8% 2nd half: 10-18 55.6% Game: 24-36 66.7%

Officials: Gerald Williams,K.B. Burdett Jr.,Chuck Jones
Technical fouls: Ole Miss-None, Memphis-D.J. Jeffries.
Attendance: 17875
2019-20 Men's Basketball. Round: 0. Memphis vs Ole Miss. Played at FedExForum.

Score by periods table with columns: 1st, 2nd, Total. Rows for Ole Miss and Memphis.

Last FG - OM 2nd-00:00, MEM 2nd-00:01.
Largest lead - OM by 4 1st-17:15, MEM by 16 2nd-11:19.
OM led for 09:52. MEM led for 24:58. Game was tied for 05:10.

GAME 6: OLE MISS 74, PENN STATE 72

Official Basketball Box Score -- Game Totals -- Final Statistics
Ole Miss vs Penn St.
11/27/19 4:00 pm at



Ole Miss 74 • 5-1,0-0 SEC

Table with columns: #, Player, FG-FGA, 3-Ptr, FT-FTA, Rebounds (Off, Def, Tot), PF, TP, A, TO, Blk, Stl, Min. Includes totals and half-by-half statistics.

FG % 1st Half: 10-25 40.0% 2nd half: 16-37 43.2% Game: 26-62 41.9%
3FG % 1st Half: 1-5 20.0% 2nd half: 6-11 54.5% Game: 7-16 43.8%
FT % 1st Half: 6-10 60.0% 2nd half: 9-9 100.0% Game: 15-19 78.9%

Penn St. 72 • 5-1,0-0 Big Ten

Table with columns: #, Player, FG-FGA, 3-Ptr, FT-FTA, Rebounds (Off, Def, Tot), PF, TP, A, TO, Blk, Stl, Min. Includes totals and half-by-half statistics.

FG % 1st Half: 16-30 53.3% 2nd half: 10-28 35.7% Game: 26-58 44.8%
3FG % 1st Half: 3-8 37.5% 2nd half: 2-11 18.2% Game: 5-19 26.3%
FT % 1st Half: 8-10 80.0% 2nd half: 7-8 87.5% Game: 15-18 83.3%

Officials: Justin Porterfield,Bo Boroski,Pat Driscoll
Technical fouls: Ole Miss-None, Penn St.-None.
Attendance:
2019-20 Men's Basketball. Round: 0. Ole Miss vs Penn St.. Played at .

Score by periods table with columns: 1st, 2nd, Total. Rows for Ole Miss and Penn St.

Last FG - OM 2nd-00:26, PSU 2nd-00:38.
Largest lead - OM by 2 2nd-00:13, PSU by 21 2nd-16:23.
OM led for 00:13. PSU led for 37:05. Game was tied for 02:42.

GAME 7: OKLAHOMA STATE 78, OLE MISS 37

Official Basketball Box Score -- Game Totals -- Final Statistics
Ole Miss vs Oklahoma St.
11/29/19 9:00 pm at



Ole Miss 37 • 5-2,0-0 SEC

Table with columns: #, Player, FG-FGA, 3-Ptr, FT-FTA, Rebounds (Off, Def, Tot), PF, TP, A, TO, Blk, Stl, Min. Includes totals and half-by-half statistics.

FG % 1st Half: 6-24 25.0% 2nd half: 9-34 26.5% Game: 15-58 25.9%
3FG % 1st Half: 1-10 10.0% 2nd half: 0-10 0.0% Game: 1-20 5.0%
FT % 1st Half: 2-4 50.0% 2nd half: 4-7 57.1% Game: 6-11 54.5%

Oklahoma St. 78 • 7-0,0-0 Big 12

Table with columns: #, Player, FG-FGA, 3-Ptr, FT-FTA, Rebounds (Off, Def, Tot), PF, TP, A, TO, Blk, Stl, Min. Includes totals and half-by-half statistics.

FG % 1st Half: 14-35 40.0% 2nd half: 14-23 60.9% Game: 28-62 45.2%
3FG % 1st Half: 4-18 22.2% 2nd half: 4-9 44.4% Game: 8-27 29.6%
FT % 1st Half: 2-2 100.0% 2nd half: 12-17 92.3% Game: 14-15 93.3%

Officials: Anthony Jordan,John Gaffney,Pat Driscoll
Technical fouls: Ole Miss-Sy,Khadim. Oklahoma St.-None.
Attendance: 4159
2019-20 Men's Basketball. Round: 0. Oklahoma St. vs Ole Miss. Played at Barcola

Score by periods table with columns: 1st, 2nd, Total. Rows for Ole Miss and Oklahoma St.

Last FG - OM 2nd-01:40, OKST 2nd-01:19.
Largest lead - OM by 3 1st-13:30, OKST by 41 2nd-02:01.
OM led for 05:34. OKST led for 31:22. Game was tied for 00:54.

GAME 8: #24 BUTLER 67, OLE MISS 58

Official Basketball Box Score -- Game Totals -- 2nd Half -- 20:00 Remaining
Butler vs Ole Miss
12-3-19 6 p.m. at Oxford, Miss. (The Pavilion at Ole Miss)



Butler 67

Table with columns: #, Player, FG-FGA, 3-Ptr, FT-FTA, Rebounds (Off, Def, Tot), PF, TP, A, TO, Blk, Stl, Min. Includes totals and half-by-half statistics.

FG % 1st Half: 11-20 55.0% 2nd half: 13-27 48.1% Game: 24-47 51.1%
3FG % 1st Half: 5-8 62.5% 2nd half: 3-9 33.3% Game: 8-17 47.1%
FT % 1st Half: 4-5 80.0% 2nd half: 7-10 70.0% Game: 11-15 73.3%

Ole Miss 58

Table with columns: #, Player, FG-FGA, 3-Ptr, FT-FTA, Rebounds (Off, Def, Tot), PF, TP, A, TO, Blk, Stl, Min. Includes totals and half-by-half statistics.

FG % 1st Half: 9-27 33.3% 2nd half: 13-28 46.4% Game: 22-55 40.0%
3FG % 1st Half: 1-8 12.5% 2nd half: 6-14 42.9% Game: 7-22 31.8%
FT % 1st Half: 3-4 75.0% 2nd half: 4-11 36.4% Game: 7-15 46.7%

Officials: Pat Adams, Tony Greene, K.B. Burdett Jr.
Technical fouls: Butler-None, Ole Miss-TEAM.
Attendance: 7348

Score by periods table with columns: 1st, 2nd, Total. Rows for Butler and Ole Miss.

Last FG - BUT 2nd-04:27, OM 2nd-00:40.
Largest lead - BUT by 16 2nd-13:18, OM None.
BUT led for 19:09. OM led for 00:00. Game was tied for 00:51.

BOX SCORES

GAME 13: #23 WICHITA STATE 74, OLE MISS 54



Official Basketball Box Score -- Game Totals -- Final Statistics
Ole Miss vs Wichita St.
01/04/20 3:00 pm at



Ole Miss 54 • 9-4,0-0 SEC

Table with columns: #, Player, Total FG-FGA, 3-Ptr FG-FGA, FT-FTA, Rebounds (Off, Def, Tot), PF, TP, A, TO, Blk, Stl, Min. Includes player stats for Sy, Khadim, Buffen, KJ, Hinson, Blake, Shuler, Devontae, Tyree, Breein, Crowley, Austin, Curry, Carlos, Miller, Franco, Collum, Antavion, Hunter, Sammy.

FG % 1st Half: 7-25 28.0% 2nd half: 9-27 33.3% Game: 16-52 30.8%
3FG % 1st Half: 2-7 28.6% 2nd half: 2-11 18.2% Game: 4-18 22.2%
FT % 1st Half: 8-10 80.0% 2nd half: 10-13 76.9% Game: 18-23 78.3%

Wichita St. 74 • 13-1,1-0 AAC

Table with columns: #, Player, Total FG-FGA, 3-Ptr FG-FGA, FT-FTA, Rebounds (Off, Def, Tot), PF, TP, A, TO, Blk, Stl, Min. Includes player stats for Trey Wade, Jaime Echenique, Tyson Etienne, Jamarious Burton, Erik Stevenson, Dexter Dennis, DeAntoni Gordon, Noah Fernandes, Morris Udeze, Asbjorn Midtgaard, Grant Sherfield.

FG % 1st Half: 12-26 46.2% 2nd half: 11-22 50.0% Game: 23-48 47.9%
3FG % 1st Half: 5-16 31.3% 2nd half: 1-5 20.0% Game: 6-21 28.6%
FT % 1st Half: 10-13 76.9% 2nd half: 12-20 60.0% Game: 22-33 66.7%

Officials: Robert Felder, Tony Greene, Doug Shows
Technical fouls: Ole Miss-TEAM, Wichita St.-None.
Attendance: 10506
2019-20 Men's Basketball. Round: 0. Ole Miss vs Wichita St. Played at Charles

Score by periods table with columns: 1st, 2nd, Total. Shows Ole Miss 24, 30, 54 and Wichita St. 39, 35, 74.

Last FG - OM 2nd-00:40, WSU 2nd-00:48.
Largest lead - OM by 11 1st-19:22, WSU by 23 2nd-00:48.
OM led for 00:18, WSU led for 38:57, Game was tied for 00:15.

Score tied - 0 times.
Lead changed - 2 times.

GAME 15: ARKANSAS 76, OLE MISS 72



Official Basketball Box Score -- Game Totals -- Final Statistics
Arkansas vs Ole Miss
01-11-20 5 p.m. CT at Oxford, Miss. (The Pavilion at Ole Miss)



Arkansas 76 • 13-2, 2-1 SEC

Table with columns: #, Player, Total FG-FGA, 3-Ptr FG-FGA, FT-FTA, Rebounds (Off, Def, Tot), PF, TP, A, TO, Blk, Stl, Min. Includes player stats for Bailey, Adrio, Joe, Isaiah, Silks, Desi, Jones, Mason, Whitt Jr., Jimmy, Cylia, Jeantal, Harris, Jalen, Chaney, Reggie.

FG % 1st Half: 8-30 26.7% 2nd half: 15-26 57.7% Game: 23-56 41.1%
3FG % 1st Half: 3-12 25.0% 2nd half: 5-8 62.5% Game: 8-20 40.0%
FT % 1st Half: 8-13 61.5% 2nd half: 14-14 100.0% Game: 22-27 81.5%

Ole Miss 72 • 9-6, 0-2 SEC

Table with columns: #, Player, Total FG-FGA, 3-Ptr FG-FGA, FT-FTA, Rebounds (Off, Def, Tot), PF, TP, A, TO, Blk, Stl, Min. Includes player stats for Sy, Khadim, Buffen, KJ, Hinson, Blake, Shuler, Devontae, Tyree, Breein, Crowley, Austin, Miller, Franco, Hunter, Sammy.

FG % 1st Half: 10-26 38.5% 2nd half: 12-28 42.9% Game: 22-54 40.7%
3FG % 1st Half: 3-8 37.5% 2nd half: 0-5 0.0% Game: 3-13 23.1%
FT % 1st Half: 10-11 90.9% 2nd half: 15-15 100.0% Game: 25-26 96.2%

Officials: Doug Shows, Wil Howard, Olands Poole
Technical fouls: Arkansas-None, Ole Miss-None.
Attendance: 8233

Score by periods table with columns: 1st, 2nd, Total. Shows Arkansas 27, 49, 76 and Ole Miss 33, 39, 72.

Last FG - ARK 2nd-02:17, OM 2nd-00:12.
Largest lead - ARK by 9 1st-16:16, OM by 11 2nd-15:14.
ARK led for 14:57, OM led for 22:24. Game was tied for 02:36.

Score tied - 7 times.
Lead changed - 9 times.

GAME 14: TEXAS A&M 57, OLE MISS 47



Official Basketball Box Score -- Game Totals -- Final Statistics
Ole Miss vs Texas A&M
01/07/20 8:00 pm at



Ole Miss 47 • 9-5,0-1 SEC

Table with columns: #, Player, Total FG-FGA, 3-Ptr FG-FGA, FT-FTA, Rebounds (Off, Def, Tot), PF, TP, A, TO, Blk, Stl, Min. Includes player stats for Sy, Khadim, Buffen, KJ, Hinson, Blake, Shuler, Devontae, Tyree, Breein, Crowley, Austin, Miller, Franco, Collum, Antavion, Hunter, Sammy.

FG % 1st Half: 11-27 40.7% 2nd half: 7-33 21.2% Game: 18-60 30.0%
3FG % 1st Half: 5-14 35.7% 2nd half: 2-13 15.4% Game: 7-27 25.9%
FT % 1st Half: 2-3 66.7% 2nd half: 2-4 50.0% Game: 4-7 57.1%

Texas A&M 57 • 7-6, 1-1 SEC

Table with columns: #, Player, Total FG-FGA, 3-Ptr FG-FGA, FT-FTA, Rebounds (Off, Def, Tot), PF, TP, A, TO, Blk, Stl, Min. Includes player stats for Emanuel Miller, Josh Nebo, Savion Flagg, Wendell Mitchell, Andre Gordon, Jay Jay Chandler, Quenton Jackson, Mark French, Jonathan Aku, Yavuz Gultekin.

FG % 1st Half: 7-26 26.9% 2nd half: 12-22 54.5% Game: 19-48 39.6%
3FG % 1st Half: 0-10 0.0% 2nd half: 3-7 42.9% Game: 3-17 17.6%
FT % 1st Half: 5-6 83.3% 2nd half: 11-13 84.6% Game: 16-19 84.2%

Officials: Steven Anderson, Terry Oglesby, Joe Lindsay
Technical fouls: Ole Miss-None, Texas A&M-None.
Attendance: 5982
2019-20 Men's Basketball. Round: 0. Ole Miss vs Texas A&M. Played at Reed Aren

Score by periods table with columns: 1st, 2nd, Total. Shows Ole Miss 29, 18, 47 and Texas A&M 19, 38, 57.

Last FG - OM 2nd-00:53, TA&M 2nd-01:43.
Largest lead - OM by 11 1st-02:32, TA&M by 10 2nd-04:35.
OM led for 25:23, TA&M led for 12:27. Game was tied for 02:10.

Score tied - 3 times.
Lead changed - 3 times.

GAME 16: FLORIDA 71, OLE MISS 55



Official Basketball Box Score -- Game Totals -- Final Statistics
Ole Miss vs Florida
01/14/20 7:00 pm at



Ole Miss 55 • 9-7,0-3 SEC

Table with columns: #, Player, Total FG-FGA, 3-Ptr FG-FGA, FT-FTA, Rebounds (Off, Def, Tot), PF, TP, A, TO, Blk, Stl, Min. Includes player stats for Buffen, KJ, Hinson, Blake, Crowley, Austin, Shuler, Devontae, Miller, Franco, Curry, Carlos, Williams, Bryce, Collum, Antavion, Hunter, Sammy.

FG % 1st Half: 11-21 52.4% 2nd half: 7-24 29.2% Game: 18-45 40.0%
3FG % 1st Half: 2-8 25.0% 2nd half: 1-8 12.5% Game: 3-16 18.8%
FT % 1st Half: 4-6 66.7% 2nd half: 12-14 85.7% Game: 16-20 80.0%

Florida 71 • 11-5, 3-1 SEC

Table with columns: #, Player, Total FG-FGA, 3-Ptr FG-FGA, FT-FTA, Rebounds (Off, Def, Tot), PF, TP, A, TO, Blk, Stl, Min. Includes player stats for Omar Payne, Keyontae Johnson, Kerry Blackshear, Andrew Nembhard, Noah Locke, Ques Glover, Tre Mann, Dontay Bassett, Scottie Lewis.

FG % 1st Half: 18-29 62.1% 2nd half: 9-21 42.9% Game: 27-50 54.0%
3FG % 1st Half: 2-7 28.6% 2nd half: 1-6 16.7% Game: 3-13 23.1%
FT % 1st Half: 2-4 50.0% 2nd half: 12-19 63.2% Game: 14-23 60.9%

Officials: Pat Driscoll, Pat Adams, Doug Simons
Technical fouls: Ole Miss-Butten, KJ, Florida-None.
Attendance: 9545
2019-20 Men's Basketball. Round: 0. Florida vs Ole Miss. Played at Exactech Ar

Score by periods table with columns: 1st, 2nd, Total. Shows Ole Miss 28, 27, 55 and Florida 40, 31, 71.

Last FG - OM 2nd-00:20, UF 2nd-01:54.
Largest lead - OM by 9 1st-08:44, UF by 23 2nd-07:46.
OM led for 02:05, UF led for 37:13. Game was tied for 00:42.

Score tied - 1 time.
Lead changed - 4 times.

BOX SCORES

GAME 17: LSU 80, OLE MISS 76



Official Basketball Box Score -- Game Totals -- Final Statistics
LSU vs Ole Miss
01/18/20 7:00 pm at Oxford, MS



LSU 80 • 13-4,5-0 SEC

Table with columns: #, Player, FG-FGA, 3-Ptr, FT-FTA, Rebounds (Off, Def, Tot), PF, TP, A, TO, Blk, Stl, Min. Includes team totals and game statistics.

Ole Miss 76 • 9-8,0-4 SEC

Table with columns: #, Player, FG-FGA, 3-Ptr, FT-FTA, Rebounds (Off, Def, Tot), PF, TP, A, TO, Blk, Stl, Min. Includes team totals and game statistics.

Officials: R.B. Clyburn, K.B. Burdett, Ted Valentine
Technical fouls: LSU-Smart, Javonte. Ole Miss-None.
Attendance: 9043
2019-20 Men's Basketball. Round: 0. LSU vs Ole Miss. Played at The Pavilion at

Score by periods table with columns: 1st, 2nd, Total. LSU: 36, 44, 80. Ole Miss: 36, 40, 76.

Last FG - LSU 2nd-00:52, OM 2nd-00:17.
Largest lead - LSU by 10 2nd-12:53, OM by 9 1st-11:04.
LSU led for 14:50. OM led for 20:18. Game was tied for 04:52.

Score tied - 7 times.
Lead changed - 11 times.

GAME 19: OLE MISS 70, GEORGIA 60



Official Basketball Box Score -- Game Totals -- Final Statistics
Ole Miss vs Georgia
01/25/20 5:30 pm at Athens, GA



Ole Miss 70 • 10-9,1-5 SEC

Table with columns: #, Player, FG-FGA, 3-Ptr, FT-FTA, Rebounds (Off, Def, Tot), PF, TP, A, TO, Blk, Stl, Min. Includes team totals and game statistics.

Georgia 60 • 11-8,1-5 SEC

Table with columns: #, Player, FG-FGA, 3-Ptr, FT-FTA, Rebounds (Off, Def, Tot), PF, TP, A, TO, Blk, Stl, Min. Includes team totals and game statistics.

Officials: Brian Shey, Byron Jarrett, Terry Oglesby
Technical fouls: Ole Miss-None. Georgia-None.
Attendance: 10523
2019-20 Men's Basketball. Round: 0. Georgia vs Ole Miss. Played at Stegeman Co

Score by periods table with columns: 1st, 2nd, Total. Ole Miss: 35, 35, 70. Georgia: 29, 31, 60.

Last FG - OM 2nd-02:07, UGA 2nd-01:52.
Largest lead - OM by 11 2nd-17:19, UGA by 1 1st-15:29.
OM led for 36:50, UGA led for 02:10. Game was tied for 01:00.

Score tied - 3 times.
Lead changed - 6 times.

GAME 18: TENNESSEE 73, OLE MISS 48



Official Basketball Box Score -- Game Totals -- Final Statistics
Ole Miss vs Tennessee
01/21/20 9:00 pm at Knoxville, TN



Ole Miss 48 • 9-9,0-5 SEC

Table with columns: #, Player, FG-FGA, 3-Ptr, FT-FTA, Rebounds (Off, Def, Tot), PF, TP, A, TO, Blk, Stl, Min. Includes team totals and game statistics.

Tennessee 73 • 12-6,4-2 SEC

Table with columns: #, Player, FG-FGA, 3-Ptr, FT-FTA, Rebounds (Off, Def, Tot), PF, TP, A, TO, Blk, Stl, Min. Includes team totals and game statistics.

Officials: Bart Lenox, Chuck Jones, Doug Shows
Technical fouls: Ole Miss-None, Tennessee-None.
Attendance: 17031
2019-20 Men's Basketball. Round: 0. Ole Miss vs Tennessee. Played at Thompson-

Score by periods table with columns: 1st, 2nd, Total. Ole Miss: 23, 25, 48. Tennessee: 42, 31, 73.

Last FG - OM 2nd-00:05, UT 2nd-01:27.
Largest lead - OM by 2 1st-19:40, UT by 28 2nd-02:50.
OM led for 00:41, UT led for 36:01. Game was tied for 03:18.

Score tied - 2 times.
Lead changed - 3 times.

GAME 20: #16 AUBURN 83, OLE MISS 82 (2OT)



Official Basketball Box Score -- Game Totals -- Final Statistics
Auburn vs Ole Miss
1/28/20 8 p.m. CT at Oxford, Miss. (The Pavilion at Ole Miss)



Auburn 83 • 18-2, 5-2 SEC

Table with columns: #, Player, FG-FGA, 3-Ptr, FT-FTA, Rebounds (Off, Def, Tot), PF, TP, A, TO, Blk, Stl, Min. Includes team totals and game statistics.

Ole Miss 82 • 10-10, 1-6 SEC

Table with columns: #, Player, FG-FGA, 3-Ptr, FT-FTA, Rebounds (Off, Def, Tot), PF, TP, A, TO, Blk, Stl, Min. Includes team totals and game statistics.

Officials: Don Daily, Patrick Evans, R.B. Clyburn
Technical fouls: Auburn-McCormick, J.Von. Ole Miss-TEAM.
Attendance: 8125

Score by periods table with columns: 1st, 2nd, OT, Total. Auburn: 20, 46, 11, 6, 83. Ole Miss: 37, 29, 11, 5, 82.

Last FG - AU OT-01:42, OM OT-03:04.
Largest lead - AU by 5 OT-01:55, OM by 19 2nd-19:16.
AU led for 05:33, OM led for 38:14. Game was tied for 06:04.

Score tied - 7 times.
Lead changed - 6 times.

5 ^{kj} BUFFEN

Gainesville, Ga. • Gainesville HS

6-7 • 225 • 1L

Multi-Disciplinary Studies

SO.
F



| Opponent | Date | gs | min | Total | | 3-Pointers | | Free throws | | Rebounds | | | | pf | a | t/o | blk | stl | pts | avg | |
|---------------------------|----------|----|-----|--------|--------|------------|-------|-------------|-------|----------|-----|-----|-----|-----|----|-----|-----|-----|-----|------|-----|
| | | | | fg-fga | pct | 3fg-fga | pct | ft-fa | pct | off | def | tot | avg | | | | | | | | |
| ARKANSAS STATE | 11-8-19 | * | 24 | 5-6 | .833 | 1-1 | 1.000 | 5-8 | .625 | 2 | 7 | 9 | 9.0 | 3 | 1 | 2 | 2 | 3 | 16 | 16.0 | |
| NORFOLK STATE | 11-12-19 | * | 38 | 9-13 | .692 | 0-1 | .000 | 5-6 | .833 | 1 | 8 | 9 | 9.0 | 2 | 2 | 3 | 0 | 3 | 23 | 19.5 | |
| WESTERN MICHIGAN | 11-15-19 | * | 13 | 2-2 | 1.000 | 0-0 | .000 | 1-2 | .500 | 0 | 6 | 6 | 8.0 | 5 | 0 | 1 | 0 | 0 | 5 | 14.7 | |
| SEATTLE | 11-19-19 | * | 25 | 6-10 | .600 | 1-2 | .500 | 0-0 | .000 | 0 | 8 | 8 | 8.0 | 2 | 1 | 2 | 0 | 2 | 13 | 14.3 | |
| at Memphis | 11/23/19 | * | 23 | 4-8 | .500 | 1-2 | .500 | 4-7 | .571 | 4 | 2 | 6 | 7.6 | 5 | 0 | 2 | 1 | 1 | 13 | 14.0 | |
| vs Penn St. | 11/27/19 | * | 39 | 6-13 | .462 | 0-0 | .000 | 1-2 | .500 | 4 | 5 | 9 | 7.8 | 1 | 6 | 0 | 1 | 4 | 13 | 13.8 | |
| vs Oklahoma St. | 11/29/19 | * | 32 | 2-11 | .182 | 0-0 | .000 | 0-0 | .000 | 1 | 4 | 5 | 7.4 | 4 | 2 | 3 | 0 | 2 | 4 | 12.4 | |
| BUTLER | 12-3-19 | * | 44 | 1-2 | .500 | 0-0 | .000 | 0-1 | .000 | 2 | 2 | 4 | 7.0 | 2 | 1 | 4 | 0 | 2 | 2 | 11.1 | |
| CSU BAKERSFIELD | 12/7/19 | * | 37 | 5-7 | .714 | 0-1 | .000 | 0-3 | .000 | 0 | 3 | 3 | 6.6 | 1 | 2 | 1 | 1 | 1 | 10 | 11.0 | |
| MIDDLE TENNESSEE | 12/14/19 | * | 28 | 1-3 | .333 | 0-0 | .000 | 0-0 | .000 | 1 | 7 | 8 | 6.7 | 3 | 4 | 0 | 2 | 2 | 2 | 10.1 | |
| vs Southeastern Louisiana | 12-21-19 | * | 32 | 3-5 | .600 | 0-0 | .000 | 3-4 | .750 | 6 | 3 | 9 | 6.9 | 0 | 5 | 2 | 0 | 0 | 9 | 10.0 | |
| TENNESSEE TECH | 12/29/19 | * | 31 | 6-12 | .500 | 1-4 | .250 | 7-8 | .875 | 1 | 7 | 8 | 7.0 | 2 | 1 | 2 | 3 | 2 | 20 | 10.8 | |
| at Wichita St. | 01/04/20 | * | 20 | 1-5 | .200 | 0-1 | .000 | 2-2 | 1.000 | 1 | 0 | 1 | 6.5 | 5 | 0 | 2 | 1 | 1 | 4 | 10.3 | |
| at Texas A&M | 01/07/20 | * | 32 | 0-3 | .000 | 0-0 | .000 | 0-0 | .000 | 1 | 3 | 4 | 6.4 | 4 | 1 | 1 | 0 | 1 | 0 | 9.6 | |
| ARKANSAS | 01-11-20 | * | 28 | 4-6 | .667 | 0-0 | .000 | 4-4 | 1.000 | 4 | 6 | 10 | 6.6 | 5 | 0 | 2 | 2 | 0 | 12 | 9.7 | |
| at Florida | 01/14/20 | * | 31 | 5-8 | .625 | 0-1 | .000 | 10-11 | .909 | 4 | 1 | 5 | 6.5 | 4 | 0 | 2 | 1 | 1 | 20 | 10.4 | |
| LSU | 01/18/20 | * | 20 | 4-8 | .500 | 0-1 | .000 | 0-4 | .000 | 1 | 4 | 5 | 6.4 | 3 | 1 | 2 | 0 | 1 | 8 | 10.2 | |
| at Tennessee | 01/21/20 | * | 29 | 1-4 | .250 | 0-1 | .000 | 2-4 | .500 | 4 | 2 | 6 | 6.4 | 3 | 3 | 2 | 1 | 1 | 4 | 9.9 | |
| at Georgia | 01/25/20 | * | 28 | 5-6 | .833 | 0-1 | .000 | 4-4 | 1.000 | 1 | 3 | 4 | 6.3 | 3 | 1 | 1 | 1 | 1 | 14 | 10.1 | |
| AUBURN | 1/28/20 | * | 37 | 4-10 | .400 | 0-1 | .000 | 2-2 | 1.000 | 0 | 2 | 2 | 6.1 | 4 | 0 | 1 | 2 | 2 | 10 | 10.1 | |
| at LSU | 02/01/20 | * | 22 | 3-6 | .500 | 0-0 | .000 | 0-0 | .000 | 1 | 3 | 4 | 6.0 | 5 | 0 | 2 | 1 | 0 | 6 | 9.9 | |
| SOUTH CAROLINA | 2/5/20 | * | 24 | 3-8 | .375 | 0-0 | .000 | 1-2 | .500 | 5 | 0 | 5 | 5.9 | 2 | 2 | 1 | 1 | 2 | 7 | 9.8 | |
| FLORIDA | 02/08/20 | * | 38 | 6-8 | .750 | 0-1 | .000 | 2-2 | 1.000 | 2 | 7 | 9 | 6.0 | 4 | 4 | 0 | 1 | 0 | 14 | 10.0 | |
| MISSISSIPPI ST. | 02/11/20 | * | 26 | 1-4 | .250 | 0-0 | .000 | 1-2 | .500 | 1 | 6 | 7 | 6.1 | 3 | 2 | 1 | 0 | 3 | 3 | 9.7 | |
| at Kentucky | 02/15/20 | * | 35 | 6-13 | .462 | 0-1 | .000 | 1-2 | .500 | 2 | 2 | 4 | 6.0 | 4 | 1 | 0 | 2 | 2 | 13 | 9.8 | |
| at Mizzou | 02/18/20 | * | 36 | 4-10 | .400 | 0-1 | .000 | 5-7 | .714 | 5 | 3 | 8 | 6.1 | 5 | 1 | 2 | 1 | 2 | 13 | 9.9 | |
| ALABAMA | 2/22/20 | * | 13 | 1-2 | .500 | 0-0 | .000 | 0-0 | .000 | 0 | 0 | 0 | 5.9 | 1 | 1 | 0 | 0 | 0 | 2 | 9.6 | |
| Totals | | | 27 | 785 | 98-193 | .508 | 4-20 | .200 | 60-87 | .690 | 54 | 104 | 158 | 5.9 | 85 | 42 | 41 | 24 | 39 | 260 | 9.6 |

Games played: 27
 Minutes/game: 29.1
 Points/game: 9.6
 FG Pct: 50.8
 3FG Pct: 20.0
 FT Pct: 69.0

Rebounds/game: 5.9
 Assists/game: 1.6
 Turnovers/game: 1.5
 Assist/turnover ratio: 1.0
 Steals/game: 1.4
 Blocks/game: 0.9

FOUR FASTBREAK FACTS

1. First recruit signed by Kermit Davis at Ole Miss
2. "KJ" stands for Kenyon Joseph
3. Only freshman to play in all 33 games last year
4. Voted funniest guy on the team by his teammates

CAREER HIGHS

POINTS

23, vs. Norfolk State (11/12/19)

REBOUNDS

10, vs. Arkansas (1/11/20)

FIELD GOALS

9, vs. Norfolk State (11/12/19)

FREE THROWS

10, at Florida (1/14/20)

THREE-POINTERS

1, 8x, MR: vs. Tennessee Tech (12/29/19)

ASSISTS

6, vs. Penn State (11/27/19)

STEALS

4, vs. Penn State (11/27/19)

BLOCKS

3, vs. Tennessee Tech (12/29/19)

CAREER STATISTICS

| Season | gp-gs | min/avg | Total | | 3-Point | | F-Throws | | Rebounds | | | | Scoring | | | | | | | |
|---------|-------|-----------|---------|------|---------|------|----------|------|----------|-----|-----|-----|---------|----|-----|----|-----|-----|-----|-----|
| | | | fg-fga | pct | fg-fga | pct | ft-fa | pct | off | def | tot | avg | pf | fo | ast | to | blk | stl | pts | avg |
| 2018-19 | 33-2 | 691/20.9 | 68-144 | .472 | 4-16 | .250 | 58-84 | .690 | 51 | 94 | 145 | 4.4 | 82 | 3 | 38 | 55 | 16 | 26 | 198 | 6.0 |
| 2019-20 | 27-27 | 785/29.1 | 98-193 | .508 | 4-20 | .200 | 60-87 | .690 | 54 | 104 | 158 | 5.9 | 85 | 6 | 42 | 41 | 24 | 39 | 260 | 9.6 |
| TOTAL | 60-29 | 1476/24.6 | 166-337 | .493 | 8-36 | .222 | 118-171 | .690 | 105 | 198 | 303 | 5.1 | 167 | 9 | 80 | 96 | 40 | 65 | 458 | 7.6 |


14 antavion COLLUM

Memphis, Tenn. • Bartlett HS

6-7 • 228 • HS

Freshman Studies

FR. F




| Opponent | Date | gs | min | Total | | 3-Pointers | | Free throws | | Rebounds | | | | pf | a | t/o | blk | stl | pts | avg | |
|------------------|----------|----|-----|--------|-------|------------|------|-------------|-------|----------|-----|-----|-----|-----|----|-----|-----|-----|-----|-----|-----|
| | | | | fg-fga | pct | 3fg-fga | pct | ft-fa | pct | off | def | tot | avg | | | | | | | | |
| ARKANSAS STATE | 11-8-19 | | 12 | 0-2 | .000 | 0-1 | .000 | 0-0 | .000 | 0 | 0 | 0 | 0.0 | 2 | 0 | 0 | 0 | 1 | 0 | 0.0 | |
| NORFOLK STATE | 11-12-19 | | 1 | 0-0 | .000 | 0-0 | .000 | 0-0 | .000 | 0 | 0 | 0 | 0.0 | 0 | 0 | 1 | 0 | 0 | 0 | 0.0 | |
| WESTERN MICHIGAN | 11-15-19 | | 7 | 1-2 | .500 | 1-2 | .500 | 0-0 | .000 | 0 | 1 | 1 | 0.3 | 3 | 1 | 1 | 0 | 2 | 3 | 1.0 | |
| SEATTLE | 11-19-19 | | 7 | 0-1 | .000 | 0-1 | .000 | 0-1 | .000 | 1 | 1 | 2 | 0.8 | 2 | 0 | 2 | 0 | 1 | 0 | 0.8 | |
| at Memphis | 11/23/19 | | 7 | 0-0 | .000 | 0-0 | .000 | 2-2 | 1.000 | 1 | 2 | 3 | 1.2 | 3 | 0 | 1 | 0 | 0 | 2 | 1.0 | |
| vs Penn St. | 11/27/19 | | 12 | 0-0 | .000 | 0-0 | .000 | 0-0 | .000 | 0 | 1 | 1 | 1.2 | 3 | 0 | 0 | 0 | 1 | 0 | 0.8 | |
| vs Oklahoma St. | 11/29/19 | | 10 | 2-4 | .500 | 0-2 | .000 | 3-4 | .750 | 0 | 2 | 2 | 1.3 | 1 | 0 | 0 | 0 | 1 | 7 | 1.7 | |
| CSU BAKERSFIELD | 12/7/19 | | 3 | 0-1 | .000 | 0-1 | .000 | 0-0 | .000 | 0 | 0 | 0 | 1.1 | 0 | 0 | 0 | 0 | 0 | 1.5 | | |
| TENNESSEE TECH | 12/29/19 | | 9 | 0-0 | .000 | 0-0 | .000 | 0-0 | .000 | 0 | 1 | 1 | 1.1 | 0 | 1 | 0 | 0 | 0 | 1.3 | | |
| at Wichita St. | 01/04/20 | | 25 | 1-4 | .250 | 1-4 | .250 | 1-2 | .500 | 0 | 3 | 3 | 1.3 | 0 | 0 | 0 | 0 | 1 | 4 | 1.6 | |
| at Texas A&M | 01/07/20 | | 12 | 0-1 | .000 | 0-0 | .000 | 0-0 | .000 | 0 | 3 | 3 | 1.5 | 0 | 0 | 0 | 0 | 0 | 1.5 | | |
| at Florida | 01/14/20 | | 1 | 0-0 | .000 | 0-0 | .000 | 0-0 | .000 | 0 | 0 | 0 | 1.3 | 0 | 0 | 0 | 0 | 0 | 1.3 | | |
| LSU | 01/18/20 | | 1 | 0-1 | .000 | 0-1 | .000 | 0-0 | .000 | 0 | 0 | 0 | 1.2 | 0 | 0 | 0 | 0 | 0 | 1.2 | | |
| at Tennessee | 01/21/20 | | 1 | 0-0 | .000 | 0-0 | .000 | 0-0 | .000 | 0 | 0 | 0 | 1.1 | 1 | 0 | 0 | 0 | 0 | 1.1 | | |
| at LSU | 02/01/20 | | 5 | 0-1 | .000 | 0-1 | .000 | 0-0 | .000 | 1 | 1 | 2 | 1.2 | 0 | 0 | 0 | 0 | 0 | 1.1 | | |
| SOUTH CAROLINA | 2/5/20 | | 21 | 0-2 | .000 | 0-0 | .000 | 1-2 | .500 | 1 | 4 | 5 | 1.4 | 3 | 3 | 2 | 0 | 0 | 1 | 1.1 | |
| FLORIDA | 02/08/20 | | 15 | 1-1 | 1.000 | 0-0 | .000 | 0-0 | .000 | 0 | 0 | 0 | 1.4 | 2 | 1 | 0 | 0 | 0 | 2 | 1.1 | |
| MISSISSIPPI ST. | 02/11/20 | | 28 | 0-0 | .000 | 0-0 | .000 | 0-0 | .000 | 1 | 2 | 3 | 1.4 | 2 | 0 | 0 | 0 | 0 | 1.1 | | |
| at Kentucky | 02/15/20 | | 22 | 1-3 | .333 | 0-0 | .000 | 2-2 | 1.000 | 1 | 6 | 7 | 1.7 | 1 | 0 | 1 | 0 | 1 | 4 | 1.2 | |
| at Mizou | 02/18/20 | | 4 | 0-1 | .000 | 0-0 | .000 | 0-0 | .000 | 0 | 0 | 0 | 1.7 | 1 | 0 | 0 | 0 | 0 | 1.2 | | |
| ALABAMA | 2/22/20 | | 20 | 2-3 | .667 | 0-0 | .000 | 1-2 | .500 | 0 | 3 | 3 | 1.7 | 0 | 2 | 2 | 0 | 1 | 5 | 1.3 | |
| Totals | | | 0 | 223 | 8-27 | .296 | 2-13 | .154 | 10-15 | .667 | 6 | 30 | 36 | 1.7 | 24 | 8 | 10 | 0 | 9 | 28 | 1.3 |

Games played: 21
 Minutes/game: 10.6
 Points/game: 1.3
 FG Pct: 29.6
 3FG Pct: 15.4
 FT Pct: 66.7

Rebounds/game: 1.7
 Assists/game: 0.4
 Turnovers/game: 0.5
 Assist/turnover ratio: 0.8
 Steals/game: 0.4

FOUR FASTBREAK FACTS

- Nickname is "Dude"
- 2019 finalist for Tennessee's Mr. Basketball
- Played at three different high schools over four years (Memphis East, Tennessee Prep, Bartlett)
- A unique off the court talent is that he can draw

CAREER HIGHS

- POINTS**
 7, vs. Oklahoma State (11/29/19)
- REBOUNDS**
 7, at Kentucky (2/15/20)
- FIELD GOALS**
 2, 2x, MR: vs. Alabama (2/22/20)
- FREE THROWS**
 3, vs. Oklahoma State (11/29/19)
- THREE-POINTERS**
 1, 2x, MR: at Wichita State (1/4/20)
- ASSISTS**
 3, vs. South Carolina (2/5/20)
- STEALS**
 2, vs. Western Michigan (11/15/19)
- BLOCKS**

CAREER STATISTICS

| Season | gp-gs | min/avg | Total | | 3-Point | | F-Throws | | Rebounds | | | | Scoring | | | | | | | |
|---------|-------|----------|--------|------|---------|------|----------|------|----------|-----|-----|-----|---------|----|-----|----|-----|-----|-----|-----|
| | | | fg-fga | pct | fg-fga | pct | ft-fa | pct | off | def | tot | avg | pf | fo | ast | to | blk | stl | pts | avg |
| 2019-20 | 21-0 | 223/10.6 | 8-27 | .296 | 2-13 | .154 | 10-15 | .667 | 6 | 30 | 36 | 1.7 | 24 | 0 | 8 | 10 | 0 | 9 | 28 | 1.3 |
| TOTAL | 21-0 | 223/10.6 | 8-27 | .296 | 2-13 | .154 | 10-15 | .667 | 6 | 30 | 36 | 1.7 | 24 | 0 | 8 | 10 | 0 | 9 | 28 | 1.3 |

1 austin CROWLEY

FR.
G

West Point, Miss. • Sunrise Christian Academy (Kan.)

6-5 • 188 • HS

Sport and Recreation Administration



| Opponent | Date | gs | min | Total | | 3-Pointers | | Free throws | | Rebounds | | | | pf | a | t/o | blk | stl | pts | avg |
|-------------------------|----------|------|-----|--------|-------|------------|-------|-------------|-------|----------|-----|-----|-----|----|----|-----|-----|-----|-----|-----|
| | | | | fg-fga | pct | 3fg-fga | pct | ft-fa | pct | off | def | tot | avg | | | | | | | |
| ARKANSAS STATE | 11-8-19 | 10 | | 2-4 | .500 | 2-4 | .500 | 0-0 | .000 | 1 | 1 | 2 | 2.0 | 5 | 1 | 1 | 0 | 0 | 6 | 6.0 |
| NORFOLK STATE | 11-12-19 | 20 | | 1-2 | .500 | 1-2 | .500 | 0-0 | .000 | 1 | 2 | 3 | 2.5 | 2 | 0 | 1 | 0 | 0 | 3 | 4.5 |
| WESTERN MICHIGAN | 11-15-19 | 21 | | 2-5 | .400 | 2-3 | .667 | 0-0 | .000 | 0 | 2 | 2 | 2.3 | 0 | 2 | 2 | 0 | 0 | 6 | 5.0 |
| SEATTLE | 11-19-19 | 22 | | 3-3 | 1.000 | 0-0 | .000 | 0-0 | .000 | 1 | 0 | 1 | 2.0 | 2 | 0 | 1 | 0 | 0 | 6 | 5.3 |
| at Memphis | 11/23/19 | 22 | | 1-2 | .500 | 1-2 | .500 | 0-0 | .000 | 0 | 3 | 3 | 2.2 | 3 | 6 | 1 | 0 | 1 | 3 | 4.8 |
| vs Penn St. | 11/27/19 | 11 | | 0-1 | .000 | 0-0 | .000 | 0-0 | .000 | 0 | 0 | 0 | 1.8 | 0 | 1 | 3 | 0 | 1 | 0 | 4.0 |
| vs Oklahoma St. | 11/29/19 | 17 | | 1-4 | .250 | 0-2 | .000 | 1-1 | 1.000 | 1 | 0 | 1 | 1.7 | 0 | 0 | 0 | 1 | 3 | 3.9 | |
| BUTLER | 12-3-19 | 13 | | 1-6 | .167 | 0-3 | .000 | 1-2 | .500 | 0 | 1 | 1 | 1.6 | 2 | 2 | 0 | 0 | 0 | 3 | 3.8 |
| CSU BAKERSFIELD | 12/7/19 | 11 | | 0-1 | .000 | 0-1 | .000 | 2-2 | 1.000 | 0 | 0 | 0 | 1.4 | 3 | 3 | 0 | 0 | 2 | 3.6 | |
| MIDDLE TENNESSEE | 12/14/19 | 16 | | 4-7 | .571 | 2-3 | .667 | 1-1 | 1.000 | 1 | 1 | 2 | 1.5 | 4 | 0 | 2 | 1 | 0 | 11 | 4.3 |
| vs Southeastern Louisia | 12-21-19 | 13 | | 2-4 | .500 | 0-1 | .000 | 1-2 | .500 | 1 | 1 | 2 | 1.5 | 2 | 2 | 4 | 0 | 1 | 5 | 4.4 |
| TENNESSEE TECH | 12/29/19 | 28 | | 2-3 | .667 | 0-0 | .000 | 1-2 | .500 | 0 | 2 | 2 | 1.6 | 0 | 5 | 0 | 0 | 2 | 5 | 4.4 |
| at Wichita St. | 01/04/20 | 7 | | 1-2 | .500 | 0-1 | .000 | 0-0 | .000 | 0 | 1 | 1 | 1.5 | 0 | 0 | 0 | 0 | 2 | 4.2 | |
| at Texas A&M | 01/07/20 | 8 | | 0-1 | .000 | 0-1 | .000 | 2-2 | 1.000 | 1 | 2 | 3 | 1.6 | 0 | 0 | 0 | 0 | 2 | 4.1 | |
| ARKANSAS | 01-11-20 | 14 | | 0-1 | .000 | 0-0 | .000 | 0-0 | .000 | 0 | 1 | 1 | 1.6 | 2 | 2 | 0 | 1 | 0 | 3.8 | |
| at Florida | 01/14/20 | * 27 | | 1-6 | .167 | 1-2 | .500 | 2-2 | 1.000 | 0 | 1 | 1 | 1.6 | 0 | 0 | 1 | 0 | 1 | 5 | 3.9 |
| LSU | 01/18/20 | 20 | | 0-1 | .000 | 0-0 | .000 | 0-2 | .000 | 0 | 2 | 2 | 1.6 | 2 | 6 | 1 | 0 | 2 | 0 | 3.6 |
| at Tennessee | 01/21/20 | 20 | | 1-5 | .200 | 0-2 | .000 | 0-0 | .000 | 1 | 2 | 3 | 1.7 | 0 | 0 | 1 | 0 | 0 | 2 | 3.6 |
| at Georgia | 01/25/20 | 11 | | 0-1 | .000 | 0-0 | .000 | 0-0 | .000 | 0 | 0 | 0 | 1.6 | 0 | 0 | 1 | 0 | 0 | 0 | 3.4 |
| AUBURN | 1/28/20 | 18 | | 2-2 | 1.000 | 1-1 | 1.000 | 0-0 | .000 | 0 | 1 | 1 | 1.6 | 1 | 0 | 1 | 0 | 0 | 5 | 3.5 |
| at LSU | 02/01/20 | 21 | | 1-5 | .200 | 0-1 | .000 | 0-0 | .000 | 1 | 0 | 1 | 1.5 | 0 | 3 | 1 | 0 | 0 | 2 | 3.4 |
| SOUTH CAROLINA | 2/5/20 | 13 | | 1-1 | 1.000 | 0-0 | .000 | 2-2 | 1.000 | 1 | 1 | 2 | 1.5 | 2 | 1 | 1 | 0 | 0 | 4 | 3.4 |
| FLORIDA | 02/08/20 | 7 | | 0-0 | .000 | 0-0 | .000 | 0-0 | .000 | 0 | 2 | 2 | 1.6 | 0 | 2 | 1 | 0 | 1 | 0 | 3.3 |
| MISSISSIPPI ST. | 02/11/20 | 2 | | 0-1 | .000 | 0-1 | .000 | 0-0 | .000 | 0 | 0 | 0 | 1.5 | 0 | 0 | 0 | 0 | 0 | 0 | 3.1 |
| at Kentucky | 02/15/20 | 1 | | 0-0 | .000 | 0-0 | .000 | 0-0 | .000 | 0 | 0 | 0 | 1.4 | 0 | 0 | 1 | 0 | 0 | 0 | 3.0 |
| at Mizzou | 02/18/20 | 13 | | 0-0 | .000 | 0-0 | .000 | 0-0 | .000 | 0 | 1 | 1 | 1.4 | 0 | 1 | 0 | 0 | 1 | 0 | 2.9 |
| ALABAMA | 2/22/20 | 17 | | 0-2 | .000 | 0-2 | .000 | 2-2 | 1.000 | 0 | 0 | 0 | 1.4 | 1 | 1 | 0 | 0 | 2 | 2.9 | |
| Totals | | 1 | 403 | 26-70 | .371 | 10-32 | .313 | 15-20 | .750 | 10 | 27 | 37 | 1.4 | 31 | 38 | 24 | 1 | 12 | 77 | 2.9 |

Games played: 27
 Minutes/game: 14.9
 Points/game: 2.9
 FG Pct: 37.1
 3FG Pct: 31.3
 FT Pct: 75.0

Rebounds/game: 1.4
 Assists/game: 1.4
 Turnovers/game: 0.9
 Assist/turnover ratio: 1.6
 Steals/game: 0.4
 Blocks/game: 0.0

FOUR FASTBREAK FACTS

1. Kermit Davis' first Mississippi recruit as the Rebels' head coach
2. Teammates with Blake Hinson as a junior at Sunrise Christian Academy
3. No. 70 player in the 2019 recruiting class (247Sports)
4. McDonald's All-American nominee

CAREER HIGHS

- POINTS**
 11, vs. Middle Tennessee (12/14/19)
- REBOUNDS**
 3, 4x, at Tennessee (1/21/20)
- FIELD GOALS**
 4, vs. Middle Tennessee (12/14/19)
- FREE THROWS**
 2, 5x, MR: vs. Alabama (2/22/20)
- THREE-POINTERS**
 2, 3x, MR: vs. Middle Tennessee (12/14/19)
- ASSISTS**
 6, 2x, MR: vs. LSU (1/18/20)
- STEALS**
 2, 2x, MR: vs. LSU (1/18/20)
- BLOCKS**
 1, vs. Middle Tennessee (12/14/19)

CAREER STATISTICS

| Season | gp-gs | min/avg | Total | | 3-Point | | F-Throws | | Rebounds | | | | Scoring | | | | | | | |
|---------|-------|----------|--------|------|---------|------|----------|------|----------|-----|-----|-----|---------|----|-----|----|-----|-----|-----|-----|
| | | | fg-fga | pct | fg-fga | pct | ft-fa | pct | off | def | tot | avg | pf | fo | ast | to | blk | stl | pts | avg |
| 2019-20 | 27-1 | 403/14.9 | 26-70 | .371 | 10-32 | .313 | 15-20 | .750 | 10 | 27 | 37 | 1.4 | 31 | 1 | 38 | 24 | 1 | 12 | 77 | 2.9 |
| TOTAL | 27-1 | 403/14.9 | 26-70 | .371 | 10-32 | .313 | 15-20 | .750 | 10 | 27 | 37 | 1.4 | 31 | 1 | 38 | 24 | 1 | 12 | 77 | 2.9 |

10 carlos CURRY

R-FR.
F

Albany, Ga. • Dougherty Comprehensive

6-11 • 235 • RS

Multi-Disciplinary Studies



| Opponent | Date | gs | min | Total | | 3-Pointers | | Free throws | | Rebounds | | | | pf | a | t/o | blk | stl | pts | avg | |
|------------------|----------|----|-----|--------|------|------------|------|-------------|------|----------|-----|-----|-----|-----|----|-----|-----|-----|-----|-----|-----|
| | | | | fg-fga | pct | 3fg-fga | pct | ft-fa | pct | off | def | tot | avg | | | | | | | | |
| ARKANSAS STATE | 11-8-19 | | 9 | 2-4 | .500 | 0-0 | .000 | 0-0 | .000 | 1 | 2 | 3 | 3.0 | 1 | 0 | 0 | 0 | 0 | 4 | 4.0 | |
| NORFOLK STATE | 11-12-19 | | 1 | 0-0 | .000 | 0-0 | .000 | 0-0 | .000 | 0 | 0 | 0 | 1.5 | 1 | 0 | 0 | 0 | 0 | 0 | 2.0 | |
| WESTERN MICHIGAN | 11-15-19 | | 11 | 2-3 | .667 | 0-0 | .000 | 0-0 | .000 | 1 | 1 | 2 | 1.7 | 0 | 1 | 0 | 1 | 2 | 4 | 2.7 | |
| SEATTLE | 11-19-19 | | 4 | 0-1 | .000 | 0-0 | .000 | 0-0 | .000 | 0 | 0 | 0 | 1.3 | 3 | 0 | 1 | 0 | 0 | 0 | 2.0 | |
| vs Oklahoma St. | 11/29/19 | | 5 | 0-1 | .000 | 0-0 | .000 | 0-0 | .000 | 0 | 2 | 2 | 1.4 | 0 | 0 | 1 | 0 | 0 | 0 | 1.6 | |
| CSU BAKERSFIELD | 12/7/19 | | 2 | 0-0 | .000 | 0-0 | .000 | 0-0 | .000 | 0 | 0 | 0 | 1.2 | 0 | 0 | 0 | 0 | 0 | 0 | 1.3 | |
| MIDDLE TENNESSEE | 12/14/19 | | 1 | 0-0 | .000 | 0-0 | .000 | 0-0 | .000 | 0 | 0 | 0 | 1.0 | 1 | 0 | 0 | 0 | 0 | 0 | 1.1 | |
| TENNESSEE TECH | 12/29/19 | | 2 | 0-0 | .000 | 0-0 | .000 | 0-0 | .000 | 0 | 0 | 0 | 0.9 | 0 | 0 | 0 | 0 | 0 | 0 | 1.0 | |
| at Wichita St. | 01/04/20 | | 2 | 0-0 | .000 | 0-0 | .000 | 0-0 | .000 | 0 | 0 | 0 | 0.8 | 0 | 0 | 0 | 0 | 0 | 0 | 0.9 | |
| at Florida | 01/14/20 | | 17 | 2-3 | .667 | 0-0 | .000 | 0-0 | .000 | 1 | 1 | 2 | 0.9 | 3 | 1 | 1 | 1 | 1 | 4 | 1.2 | |
| LSU | 01/18/20 | | 4 | 0-1 | .000 | 0-0 | .000 | 0-0 | .000 | 0 | 0 | 0 | 0.8 | 2 | 0 | 0 | 0 | 0 | 0 | 1.1 | |
| at Tennessee | 01/21/20 | | 6 | 0-1 | .000 | 0-0 | .000 | 0-0 | .000 | 0 | 0 | 0 | 0.8 | 1 | 0 | 0 | 0 | 0 | 0 | 1.0 | |
| at LSU | 02/01/20 | | 2 | 0-0 | .000 | 0-0 | .000 | 0-0 | .000 | 0 | 1 | 1 | 0.8 | 1 | 0 | 0 | 0 | 0 | 0 | 0.9 | |
| MISSISSIPPI ST. | 02/11/20 | | 1 | 0-0 | .000 | 0-0 | .000 | 0-0 | .000 | 0 | 0 | 0 | 0.7 | 0 | 0 | 0 | 0 | 0 | 0 | 0.9 | |
| ALABAMA | 2/22/20 | | 6 | 0-0 | .000 | 0-0 | .000 | 0-0 | .000 | 0 | 1 | 1 | 0.7 | 1 | 0 | 0 | 0 | 0 | 0 | 0.8 | |
| Totals | | | 0 | 73 | 6-14 | .429 | 0-0 | .000 | 0-0 | .000 | 3 | 8 | 11 | 0.7 | 14 | 2 | 3 | 2 | 3 | 12 | 0.8 |

Games played: 15
 Minutes/game: 4.9
 Points/game: 0.8
 FG Pct: 42.9

Rebounds/game: 0.7
 Assists/game: 0.1
 Turnovers/game: 0.2
 Assist/turnover ratio: 0.7
 Steals/game: 0.2
 Blocks/game: 0.1

FOUR FASTBREAK FACTS

1. Tallest Rebel on the roster
2. Has a 7-foot-3 wingspan
3. Averaged a double-double as a high school senior (15 points, 10 rebounds per game)
4. Enjoys fishing in his free time

CAREER HIGHS

POINTS

4, 3x, MR: at Florida (1/14/20)

REBOUNDS

3, vs. Arkansas State (11/8/19)

FIELD GOALS

2, 3x, at Florida (1/14/20)

FREE THROWS

THREE-POINTERS

ASSISTS

1, 2x, MR: at Florida (1/14/20)

STEALS

2, vs. Western Michigan (11/15/19)

BLOCKS

1, 2x, MR: at Florida (1/14/20)

CAREER STATISTICS

| Season | gp-gs | min/avg | Total | | 3-Point | | F-Throws | | Rebounds | | | | Scoring | | | | | | | |
|---------|-------|---------|--------|------|---------|------|----------|------|----------|-----|-----|-----|---------|----|-----|----|-----|-----|-----|-----|
| | | | fg-fga | pct | fg-fga | pct | ft-fa | pct | off | def | tot | avg | pf | fo | ast | to | blk | stl | pts | avg |
| 2019-20 | 15-0 | 73/4.9 | 6-14 | .429 | 0-0 | .000 | 0-0 | .000 | 3 | 8 | 11 | 0.7 | 14 | 0 | 2 | 3 | 2 | 3 | 12 | 0.8 |
| TOTAL | 15-0 | 73/4.9 | 6-14 | .429 | 0-0 | .000 | 0-0 | .000 | 3 | 8 | 11 | 0.7 | 14 | 0 | 2 | 3 | 2 | 3 | 12 | 0.8 |

O blake HINSON

SO.
G/F

Deltona, Fla. • Sunrise Christian Academy (Kan.)

6-7 • 230 • 1L

Sport and Recreation Administration



| Opponent | Date | gs | min | Total | | 3-Pointers | | Free throws | | Rebounds | | | | pf | a | t/o | blk | stl | pts | avg | |
|---------------------------|----------|----|-----|--------|--------|------------|--------|-------------|-------|----------|-----|-----|-----|-----|----|-----|-----|-----|-----|------|------|
| | | | | fg-fga | pct | 3fg-fga | pct | ft-fa | pct | off | def | tot | avg | | | | | | | | |
| at Memphis | 11/23/19 | | 21 | 5-9 | .556 | 4-7 | .571 | 1-2 | .500 | 1 | 2 | 3 | 3.0 | 4 | 2 | 1 | 0 | 0 | 15 | 15.0 | |
| vs Penn St. | 11/27/19 | * | 30 | 6-10 | .600 | 3-5 | .600 | 2-2 | 1.000 | 1 | 5 | 6 | 4.5 | 5 | 2 | 3 | 0 | 0 | 17 | 16.0 | |
| vs Oklahoma St. | 11/29/19 | * | 25 | 2-8 | .250 | 0-5 | .000 | 1-2 | .500 | 3 | 3 | 6 | 5.0 | 0 | 0 | 4 | 0 | 0 | 5 | 12.3 | |
| BUTLER | 12-3-19 | * | 36 | 2-6 | .333 | 1-4 | .250 | 2-4 | .500 | 3 | 2 | 5 | 5.0 | 1 | 2 | 0 | 0 | 2 | 7 | 11.0 | |
| CSU BAKERSFIELD | 12/7/19 | * | 39 | 6-8 | .750 | 2-3 | .667 | 9-12 | .750 | 0 | 2 | 2 | 4.4 | 2 | 1 | 1 | 1 | 0 | 23 | 13.4 | |
| MIDDLE TENNESSEE | 12/14/19 | * | 25 | 4-6 | .667 | 3-5 | .600 | 0-0 | .000 | 0 | 2 | 2 | 4.0 | 2 | 1 | 3 | 0 | 1 | 11 | 13.0 | |
| vs Southeastern Louisiana | 12-21-19 | * | 30 | 5-9 | .556 | 3-7 | .429 | 0-1 | .000 | 3 | 2 | 5 | 4.1 | 2 | 1 | 1 | 1 | 0 | 13 | 13.0 | |
| TENNESSEE TECH | 12/29/19 | * | 24 | 3-6 | .500 | 2-4 | .500 | 0-0 | .000 | 1 | 9 | 10 | 4.9 | 1 | 3 | 3 | 0 | 0 | 8 | 12.4 | |
| at Wichita St. | 01/04/20 | * | 21 | 2-5 | .400 | 0-2 | .000 | 3-3 | 1.000 | 1 | 3 | 4 | 4.8 | 4 | 0 | 4 | 0 | 0 | 7 | 11.8 | |
| at Texas A&M | 01/07/20 | * | 28 | 1-9 | .111 | 0-6 | .000 | 0-0 | .000 | 1 | 2 | 3 | 4.6 | 3 | 1 | 0 | 0 | 0 | 2 | 10.8 | |
| ARKANSAS | 01-11-20 | * | 32 | 4-10 | .400 | 1-5 | .200 | 4-4 | 1.000 | 1 | 4 | 5 | 4.6 | 4 | 0 | 3 | 0 | 0 | 13 | 11.0 | |
| at Florida | 01/14/20 | * | 38 | 6-14 | .429 | 2-7 | .286 | 2-3 | .667 | 1 | 10 | 11 | 5.2 | 2 | 0 | 4 | 0 | 2 | 16 | 11.4 | |
| LSU | 01/18/20 | * | 38 | 5-15 | .333 | 3-8 | .375 | 0-0 | .000 | 3 | 1 | 4 | 5.1 | 2 | 4 | 1 | 0 | 0 | 13 | 11.5 | |
| at Tennessee | 01/21/20 | * | 30 | 2-11 | .182 | 0-6 | .000 | 0-3 | .000 | 1 | 6 | 7 | 5.2 | 4 | 2 | 1 | 0 | 2 | 4 | 11.0 | |
| at Georgia | 01/25/20 | * | 36 | 3-6 | .500 | 1-2 | .500 | 2-2 | 1.000 | 1 | 5 | 6 | 5.3 | 4 | 1 | 3 | 2 | 0 | 9 | 10.9 | |
| AUBURN | 1/28/20 | * | 49 | 6-15 | .400 | 3-8 | .375 | 1-1 | 1.000 | 1 | 3 | 4 | 5.2 | 4 | 2 | 2 | 0 | 1 | 16 | 11.2 | |
| at LSU | 02/01/20 | * | 24 | 0-6 | .000 | 0-4 | .000 | 0-2 | .000 | 1 | 2 | 3 | 5.1 | 5 | 2 | 2 | 0 | 0 | 0 | 10.5 | |
| SOUTH CAROLINA | 2/5/20 | * | 37 | 3-6 | .500 | 2-3 | .667 | 5-6 | .833 | 1 | 6 | 7 | 5.2 | 2 | 2 | 2 | 1 | 1 | 13 | 10.7 | |
| FLORIDA | 02/08/20 | * | 36 | 3-8 | .375 | 1-3 | .333 | 2-2 | 1.000 | 0 | 6 | 6 | 5.2 | 4 | 3 | 3 | 0 | 1 | 9 | 10.6 | |
| MISSISSIPPI ST. | 02/11/20 | * | 34 | 2-8 | .250 | 2-5 | .400 | 0-0 | .000 | 0 | 3 | 3 | 5.1 | 5 | 2 | 2 | 1 | 0 | 6 | 10.4 | |
| at Kentucky | 02/15/20 | * | 37 | 5-9 | .556 | 2-5 | .400 | 1-1 | 1.000 | 3 | 3 | 6 | 5.1 | 3 | 2 | 0 | 1 | 0 | 13 | 10.5 | |
| at Mizzou | 02/18/20 | * | 33 | 2-7 | .286 | 0-2 | .000 | 3-4 | .750 | 1 | 0 | 1 | 5.0 | 3 | 1 | 4 | 0 | 2 | 7 | 10.3 | |
| ALABAMA | 2/22/20 | * | 27 | 4-7 | .571 | 3-5 | .600 | 0-0 | .000 | 0 | 1 | 1 | 4.8 | 4 | 1 | 5 | 0 | 1 | 11 | 10.3 | |
| Totals | | | 22 | 730 | 81-198 | .409 | 38-111 | .342 | 38-54 | .704 | 28 | 82 | 110 | 4.8 | 70 | 35 | 52 | 7 | 13 | 238 | 10.3 |

Games played: 23
 Minutes/game: 31.7
 Points/game: 10.3
 FG Pct: 40.9
 3FG Pct: 34.2
 FT Pct: 70.4

Rebounds/game: 4.8
 Assists/game: 1.5
 Turnovers/game: 2.3
 Assist/turnover ratio: 0.7
 Steals/game: 0.6
 Blocks/game: 0.3

FOUR FASTBREAK FACTS

1. Teammates with Austin Crowley at Sunrise Christian Academy
2. His brother Evan plays football at South Carolina and also was a member of the basketball team
3. Favorite TV show is Spongebob Squarepants
4. Class of 2018's top-ranked player in Kansas (247 Sports)

CAREER HIGHS

- POINTS**
 26, at Mississippi St. (1/12/19)
- REBOUNDS**
 11, at Florida (1/14/20)
- FIELD GOALS**
 8, at Mississippi St. (1/12/19)
- FREE THROWS**
 9, vs. CSU Bakersfield (12/7/19)
- THREE-POINTERS**
 5, at Mississippi St. (1/12/19)
- ASSISTS**
 4, 3x, MR: vs. LSU (1/18/20)
- STEALS**
 3, vs. Auburn (1/9/19)
- BLOCKS**
 2, at Georgia (1/25/20)

CAREER STATISTICS

| Season | gp-gs | min/avg | Total | | 3-Point | | F-Throws | | Rebounds | | | | Scoring | | | | | | | |
|---------|-------|-----------|---------|------|---------|------|----------|------|----------|-----|-----|-----|---------|----|-----|----|-----|-----|-----|------|
| | | | fg-fga | pct | fg-fga | pct | ft-fa | pct | off | def | tot | avg | pf | fo | ast | to | blk | stl | pts | avg |
| 2018-19 | 32-31 | 767/24.0 | 88-217 | .406 | 46-132 | .348 | 42-57 | .737 | 23 | 71 | 94 | 2.9 | 91 | 2 | 36 | 28 | 9 | 15 | 264 | 8.3 |
| 2019-20 | 23-22 | 730/31.7 | 81-198 | .409 | 38-111 | .342 | 38-54 | .704 | 28 | 82 | 110 | 4.8 | 70 | 3 | 35 | 52 | 7 | 13 | 238 | 10.3 |
| TOTAL | 55-53 | 1497/27.2 | 169-415 | .407 | 84-243 | .346 | 80-111 | .721 | 51 | 153 | 204 | 3.7 | 161 | 5 | 71 | 80 | 16 | 28 | 502 | 9.1 |

23 sammy HUNTER

FR.
F



Nassau Bahamas • B.C. Christian Academy (Canada)

6-9 • 230 • HS

Sport and Recreation Administration



| Opponent | Date | gs | min | Total | | 3-Pointers | | Free throws | | Rebounds | | | | pf | a | t/o | blk | stl | pts | avg |
|-------------------------|----------|----|-----|--------|-------|------------|-------|-------------|-------|----------|-----|-----|-----|----|---|-----|-----|-----|-----|-----|
| | | | | fg-fga | pct | 3fg-fga | pct | ft-fa | pct | off | def | tot | avg | | | | | | | |
| ARKANSAS STATE | 11-8-19 | | 17 | 0-2 | .000 | 0-1 | .000 | 0-0 | .000 | 0 | 2 | 2 | 2.0 | 2 | 2 | 0 | 0 | 0 | 0 | 0.0 |
| NORFOLK STATE | 11-12-19 | | 15 | 0-2 | .000 | 0-0 | .000 | 2-2 | 1.000 | 0 | 1 | 1 | 1.5 | 3 | 0 | 1 | 0 | 0 | 2 | 1.0 |
| WESTERN MICHIGAN | 11-15-19 | | 27 | 4-6 | .667 | 0-1 | .000 | 0-0 | .000 | 2 | 2 | 4 | 2.3 | 3 | 2 | 2 | 0 | 2 | 8 | 3.3 |
| SEATTLE | 11-19-19 | | 24 | 1-5 | .200 | 0-2 | .000 | 4-4 | 1.000 | 2 | 2 | 4 | 2.8 | 0 | 0 | 1 | 0 | 0 | 6 | 4.0 |
| at Memphis | 11/23/19 | | 12 | 2-3 | .667 | 0-0 | .000 | 0-0 | .000 | 0 | 1 | 1 | 2.4 | 2 | 0 | 0 | 0 | 0 | 4 | 4.0 |
| vs Penn St. | 11/27/19 | | 4 | 1-1 | 1.000 | 0-0 | .000 | 1-1 | 1.000 | 0 | 0 | 0 | 2.0 | 3 | 0 | 0 | 0 | 0 | 3 | 3.8 |
| vs Oklahoma St. | 11/29/19 | | 18 | 1-3 | .333 | 0-0 | .000 | 0-0 | .000 | 0 | 3 | 3 | 2.1 | 2 | 2 | 1 | 0 | 0 | 2 | 3.6 |
| BUTLER | 12-3-19 | * | 31 | 1-3 | .333 | 1-1 | 1.000 | 0-0 | .000 | 2 | 0 | 2 | 2.1 | 1 | 0 | 2 | 0 | 1 | 3 | 3.5 |
| CSU BAKERSFIELD | 12/7/19 | | 11 | 1-1 | 1.000 | 0-0 | .000 | 1-2 | .500 | 0 | 0 | 0 | 1.9 | 4 | 0 | 0 | 0 | 0 | 3 | 3.4 |
| MIDDLE TENNESSEE | 12/14/19 | | 9 | 0-0 | .000 | 0-0 | .000 | 2-2 | 1.000 | 0 | 1 | 1 | 1.8 | 4 | 1 | 1 | 0 | 0 | 2 | 3.3 |
| vs Southeastern Louisia | 12-21-19 | | 13 | 3-3 | 1.000 | 0-0 | .000 | 1-2 | .500 | 0 | 2 | 2 | 1.8 | 1 | 0 | 2 | 0 | 0 | 7 | 3.6 |
| TENNESSEE TECH | 12/29/19 | | 12 | 2-3 | .667 | 0-0 | .000 | 0-0 | .000 | 1 | 1 | 2 | 1.8 | 0 | 2 | 0 | 0 | 0 | 4 | 3.7 |
| at Wichita St. | 01/04/20 | | 15 | 0-5 | .000 | 0-1 | .000 | 2-4 | .500 | 0 | 1 | 1 | 1.8 | 2 | 0 | 0 | 0 | 0 | 2 | 3.5 |
| at Texas A&M | 01/07/20 | | 7 | 1-3 | .333 | 0-0 | .000 | 0-0 | .000 | 2 | 0 | 2 | 1.8 | 2 | 0 | 0 | 0 | 0 | 2 | 3.4 |
| ARKANSAS | 01-11-20 | | 8 | 1-3 | .333 | 0-0 | .000 | 0-0 | .000 | 0 | 0 | 0 | 1.7 | 2 | 0 | 0 | 0 | 0 | 2 | 3.3 |
| at Florida | 01/14/20 | | 18 | 1-4 | .250 | 0-2 | .000 | 1-2 | .500 | 0 | 0 | 0 | 1.6 | 4 | 0 | 0 | 0 | 0 | 3 | 3.3 |
| at Tennessee | 01/21/20 | | 14 | 1-2 | .500 | 0-0 | .000 | 0-0 | .000 | 1 | 0 | 1 | 1.5 | 1 | 0 | 1 | 0 | 0 | 2 | 3.2 |
| at Georgia | 01/25/20 | | 2 | 0-1 | .000 | 0-0 | .000 | 0-0 | .000 | 0 | 1 | 1 | 1.5 | 0 | 0 | 0 | 0 | 0 | 0 | 3.1 |
| AUBURN | 1/28/20 | | 2 | 0-0 | .000 | 0-0 | .000 | 0-0 | .000 | 0 | 1 | 1 | 1.5 | 0 | 0 | 0 | 0 | 0 | 0 | 2.9 |
| at LSU | 02/01/20 | | 11 | 3-3 | 1.000 | 0-0 | .000 | 0-0 | .000 | 0 | 0 | 0 | 1.4 | 0 | 0 | 2 | 0 | 0 | 6 | 3.1 |
| at Mizou | 02/18/20 | | 7 | 1-2 | .500 | 0-0 | .000 | 0-2 | .000 | 0 | 0 | 0 | 1.3 | 0 | 0 | 0 | 0 | 0 | 2 | 3.0 |
| ALABAMA | 2/22/20 | | 3 | 0-0 | .000 | 0-0 | .000 | 0-0 | .000 | 0 | 1 | 1 | 1.3 | 1 | 0 | 1 | 1 | 0 | 0 | 2.9 |
| Totals | | 1 | 280 | 24-55 | .436 | 1-8 | .125 | 14-21 | .667 | 10 | 19 | 29 | 1.3 | 37 | 9 | 14 | 1 | 3 | 63 | 2.9 |

Games played: 22
 Minutes/game: 12.7
 Points/game: 2.9
 FG Pct: 43.6
 3FG Pct: 12.5
 FT Pct: 66.7

Rebounds/game: 1.3
 Assists/game: 0.4
 Turnovers/game: 0.6
 Assist/turnover ratio: 0.6
 Steals/game: 0.1
 Blocks/game: 0.0

FOUR FASTBREAK FACTS

1. Played his final year of high school basketball in Canada
2. MVP of 2019 Signature All-Canadian Showcase
3. Competed in the 2018 Central American and Caribbean Games for The Bahamas senior national team
4. Can play the snare drum

CAREER HIGHS

POINTS

8, vs. Western Michigan (11/15/19)

REBOUNDS

4, 2x, MR: vs. Seattle (11/19/19)

FIELD GOALS

4, vs. Western Michigan (11/15/19)

FREE THROWS

4, vs. Seattle (11/19/19)

THREE-POINTERS

1, vs. Butler (12/3/19)

ASSISTS

2, 4x, MR: vs. Tennessee Tech (12/29/19)

STEALS

2, vs. Western Michigan (11/15/19)

BLOCKS

1, vs. Alabama (2/22/20)

CAREER STATISTICS

| Season | gp-gs | min/avg | Total | | 3-Point | | F-Throws | | Rebounds | | | | Scoring | | | | | | | |
|---------|-------|----------|--------|------|---------|------|----------|------|----------|-----|-----|-----|---------|----|-----|----|-----|-----|-----|-----|
| | | | fg-fga | pct | fg-fga | pct | ft-fa | pct | off | def | tot | avg | pf | fo | ast | to | blk | stl | pts | avg |
| 2019-20 | 22-1 | 280/12.7 | 24-55 | .436 | 1-8 | .125 | 14-21 | .667 | 10 | 19 | 29 | 1.3 | 37 | 0 | 9 | 14 | 1 | 3 | 63 | 2.9 |
| TOTAL | 22-1 | 280/12.7 | 24-55 | .436 | 1-8 | .125 | 14-21 | .667 | 10 | 19 | 29 | 1.3 | 37 | 0 | 9 | 14 | 1 | 3 | 63 | 2.9 |

33 john MCBRIDE

R-FR.
G

Memphis, Tenn. • Memphis University School

6-7 • 211 • RS

Accountancy



| Opponent | Date | gs | min | Total | | 3-Pointers | | Free throws | | Rebounds | | | | pf | a | t/o | blk | stl | pts | avg | |
|------------------|----------|----|-----|--------|-------|------------|-------|-------------|------|----------|-----|-----|-----|-----|---|-----|-----|-----|-----|-----|-----|
| | | | | fg-fga | pct | 3fg-fga | pct | ft-fa | pct | off | def | tot | avg | | | | | | | | |
| ARKANSAS STATE | 11-8-19 | | 3 | 0-0 | .000 | 0-0 | .000 | 0-0 | .000 | 0 | 0 | 0 | 0.0 | 0 | 0 | 0 | 0 | 0 | 0 | 0.0 | |
| WESTERN MICHIGAN | 11-15-19 | | 2 | 0-2 | .000 | 0-0 | .000 | 0-0 | .000 | 2 | 0 | 2 | 1.0 | 0 | 0 | 0 | 0 | 0 | 0 | 0.0 | |
| SEATTLE | 11-19-19 | | 1 | 0-0 | .000 | 0-0 | .000 | 0-0 | .000 | 0 | 0 | 0 | 0.7 | 0 | 0 | 0 | 0 | 0 | 0 | 0.0 | |
| vs Oklahoma St. | 11/29/19 | | 2 | 0-1 | .000 | 0-1 | .000 | 0-0 | .000 | 0 | 0 | 0 | 0.5 | 0 | 0 | 0 | 0 | 0 | 0 | 0.0 | |
| MIDDLE TENNESSEE | 12/14/19 | | 1 | 0-1 | .000 | 0-0 | .000 | 0-0 | .000 | 0 | 0 | 0 | 0.4 | 0 | 0 | 0 | 0 | 0 | 0 | 0.0 | |
| TENNESSEE TECH | 12/29/19 | | 2 | 1-1 | 1.000 | 1-1 | 1.000 | 0-0 | .000 | 0 | 0 | 0 | 0.3 | 0 | 0 | 1 | 0 | 0 | 3 | 0.5 | |
| at Tennessee | 01/21/20 | | 1 | 0-0 | .000 | 0-0 | .000 | 0-0 | .000 | 0 | 1 | 1 | 0.4 | 0 | 0 | 0 | 1 | 0 | 0 | 0.4 | |
| MISSISSIPPI ST. | 02/11/20 | | 1 | 0-0 | .000 | 0-0 | .000 | 0-0 | .000 | 0 | 0 | 0 | 0.4 | 0 | 0 | 0 | 0 | 0 | 0 | 0.4 | |
| Totals | | | 0 | 13 | 1-5 | .200 | 1-2 | .500 | 0-0 | .000 | 2 | 1 | 3 | 0.4 | 0 | 0 | 1 | 1 | 0 | 3 | 0.4 |

Games played: 8
 Minutes/game: 1.6
 Points/game: 0.4
 FG Pct: 20.0
 3FG Pct: 50.0

Rebounds/game: 0.4
 Turnovers/game: 0.1
 Blocks/game: 0.1

FOUR FASTBREAK FACTS

- Highest GPA on the team (3.94)
- Chose Ole Miss for its accounting school
- First team all-state as a high school senior
- Enjoys snow skiing

CAREER HIGHS

POINTS

3, vs. Tennessee Tech (12/29/19)

REBOUNDS

2, vs. Western Michigan (11/15/19)

FIELD GOALS

1, vs. Tennessee Tech (12/29/19)

FREE THROWS

THREE-POINTERS

1, vs. Tennessee Tech (12/29/19)

ASSISTS

STEALS

BLOCKS

1, at Tennessee (1/21/20)

CAREER STATISTICS

| Season | gp-gs | min/avg | Total | | 3-Point | | F-Throws | | Rebounds | | | | Scoring | | | | | | | |
|---------|-------|---------|--------|------|---------|------|----------|------|----------|-----|-----|-----|---------|----|-----|----|-----|-----|-----|-----|
| | | | fg-fga | pct | fg-fga | pct | ft-fa | pct | off | def | tot | avg | pf | fo | ast | to | blk | stl | pts | avg |
| 2019-20 | 8-0 | 13/1.6 | 1-5 | .200 | 1-2 | .500 | 0-0 | .000 | 2 | 1 | 3 | 0.4 | 0 | 0 | 0 | 1 | 1 | 0 | 3 | 0.4 |
| TOTAL | 8-0 | 13/1.6 | 1-5 | .200 | 1-2 | .500 | 0-0 | .000 | 2 | 1 | 3 | 0.4 | 0 | 0 | 0 | 1 | 1 | 0 | 3 | 0.4 |

11 franco MILLER JR.

R-FR.
G

Freeport, Bahamas • Crestwood Prep (Canada)

6-3 • 202 • RS

Sport and Recreation Administration



| Opponent | Date | gs | min | Total | | 3-Pointers | | Free throws | | Rebounds | | | | pf | a | t/o | blk | stl | pts | avg |
|-------------------------|----------|----|-----|--------|------|------------|------|-------------|------|----------|-----|-----|-----|----|---|-----|-----|-----|-----|-----|
| | | | | fg-fga | pct | 3fg-fga | pct | ft-fa | pct | off | def | tot | avg | | | | | | | |
| ARKANSAS STATE | 11-8-19 | | 12 | 1-3 | .333 | 1-2 | .500 | 1-2 | .500 | 0 | 1 | 1 | 1.0 | 0 | 1 | 1 | 0 | 1 | 4 | 4.0 |
| NORFOLK STATE | 11-12-19 | | 1 | 0-0 | .000 | 0-0 | .000 | 0-0 | .000 | 0 | 0 | 0 | 0.5 | 0 | 0 | 0 | 0 | 0 | 2 | 2.0 |
| WESTERN MICHIGAN | 11-15-19 | | 4 | 0-1 | .000 | 0-1 | .000 | 0-0 | .000 | 0 | 1 | 1 | 0.7 | 0 | 2 | 0 | 0 | 0 | 0 | 1.3 |
| SEATTLE | 11-19-19 | | 6 | 0-2 | .000 | 0-2 | .000 | 0-0 | .000 | 0 | 1 | 1 | 0.8 | 0 | 0 | 1 | 0 | 0 | 0 | 1.0 |
| vs Oklahoma St. | 11/29/19 | | 4 | 0-1 | .000 | 0-1 | .000 | 0-0 | .000 | 0 | 2 | 2 | 1.0 | 0 | 0 | 2 | 0 | 0 | 0 | 0.8 |
| MIDDLE TENNESSEE | 12/14/19 | | 12 | 0-0 | .000 | 0-0 | .000 | 0-0 | .000 | 0 | 0 | 0 | 0.8 | 0 | 0 | 0 | 0 | 0 | 0 | 0.7 |
| vs Southeastern Louisia | 12-21-19 | | 9 | 0-2 | .000 | 0-1 | .000 | 0-0 | .000 | 0 | 2 | 2 | 1.0 | 1 | 0 | 0 | 0 | 0 | 0 | 0.6 |
| TENNESSEE TECH | 12/29/19 | | 3 | 0-1 | .000 | 0-1 | .000 | 0-0 | .000 | 0 | 0 | 0 | 0.9 | 0 | 0 | 1 | 0 | 0 | 0 | 0.5 |
| at Wichita St. | 01/04/20 | | 16 | 1-2 | .500 | 0-1 | .000 | 0-0 | .000 | 0 | 2 | 2 | 1.0 | 2 | 1 | 0 | 0 | 0 | 2 | 0.7 |
| at Texas A&M | 01/07/20 | | 16 | 0-1 | .000 | 0-1 | .000 | 0-0 | .000 | 3 | 3 | 6 | 1.5 | 2 | 2 | 0 | 0 | 0 | 0 | 0.6 |
| ARKANSAS | 01-11-20 | | 24 | 0-1 | .000 | 0-1 | .000 | 0-0 | .000 | 0 | 0 | 0 | 1.4 | 4 | 0 | 3 | 0 | 0 | 0 | 0.5 |
| at Florida | 01/14/20 | * | 16 | 0-2 | .000 | 0-1 | .000 | 0-0 | .000 | 0 | 1 | 1 | 1.3 | 0 | 0 | 2 | 0 | 0 | 0 | 0.5 |
| at Tennessee | 01/21/20 | | 5 | 0-1 | .000 | 0-1 | .000 | 0-0 | .000 | 0 | 1 | 1 | 1.3 | 1 | 0 | 0 | 0 | 0 | 0 | 0.5 |
| at LSU | 02/01/20 | | 0 | 0-0 | .000 | 0-0 | .000 | 0-0 | .000 | 0 | 0 | 0 | 1.2 | 1 | 0 | 0 | 0 | 0 | 0 | 0.4 |
| MISSISSIPPI ST. | 02/11/20 | | 1 | 0-0 | .000 | 0-0 | .000 | 0-0 | .000 | 0 | 0 | 0 | 1.1 | 0 | 0 | 0 | 0 | 0 | 0 | 0.4 |
| ALABAMA | 2/22/20 | | 5 | 0-0 | .000 | 0-0 | .000 | 0-0 | .000 | 0 | 0 | 0 | 1.1 | 1 | 0 | 1 | 0 | 0 | 0 | 0.4 |
| Totals | | 1 | 134 | 2-17 | .118 | 1-13 | .077 | 1-2 | .500 | 3 | 14 | 17 | 1.1 | 12 | 6 | 11 | 0 | 1 | 6 | 0.4 |

Games played: 16
 Minutes/game: 8.4
 Points/game: 0.4
 FG Pct: 11.8
 3FG Pct: 7.7
 FT Pct: 50.0

Rebounds/game: 1.1
 Assists/game: 0.4
 Turnovers/game: 0.7
 Assist/turnover ratio: 0.5
 Steals/game: 0.1

FOUR FASTBREAK FACTS

1. Father able to watch him play in person for first time in 3 years at 2019-20 season opener
2. Led a supplies drive for his native Bahamas following the devastation left by Hurricane Dorian
3. Moved from The Bahamas to Canada for his senior year
4. Favorite food is pizza

CAREER HIGHS

- POINTS**
4, vs. Arkansas State (11/8/19)
- REBOUNDS**
6, at Texas A&M (1/7/20)
- FIELD GOALS**
1, 2x, MR: at Wichita State (1/4/20)
- FREE THROWS**
1, vs. Arkansas State (11/8/19)
- THREE-POINTERS**
1, vs. Arkansas State (11/8/19)
- ASSISTS**
2, 2x, MR: at Texas A&M (1/7/20)
- STEALS**
1, vs. Arkansas State (11/8/19)
- BLOCKS**

CAREER STATISTICS

| Season | gp-gs | min/avg | Total | | 3-Point | | F-Throws | | Rebounds | | | | Scoring | | | | | | | |
|---------|-------|---------|--------|------|---------|------|----------|------|----------|-----|-----|-----|---------|----|-----|----|-----|-----|-----|-----|
| | | | fg-fga | pct | fg-fga | pct | ft-fa | pct | off | def | tot | avg | pf | fo | ast | to | blk | stl | pts | avg |
| 2019-20 | 16-1 | 134/8.4 | 2-17 | .118 | 1-13 | .077 | 1-2 | .500 | 3 | 14 | 17 | 1.1 | 12 | 0 | 6 | 11 | 0 | 1 | 6 | 0.4 |
| TOTAL | 16-1 | 134/8.4 | 2-17 | .118 | 1-13 | .077 | 1-2 | .500 | 3 | 14 | 17 | 1.1 | 12 | 0 | 6 | 11 | 0 | 1 | 6 | 0.4 |

15 Luis RODRIGUEZ

SO.
G/F

Los Angeles, Calif. • Woodstock Academy (Conn.)

6-6 • 211 • 1L

Sport and Recreation Administration



| Opponent | Date | gs | min | Total | | 3-Pointers | | Free throws | | Rebounds | | | | pf | a | t/o | blk | stl | pts | avg | |
|------------------|----------|----|-----|--------|-------|------------|------|-------------|-------|----------|-----|-----|-----|-----|---|-----|-----|-----|-----|-----|-----|
| | | | | fg-fga | pct | 3fg-fga | pct | ft-fta | pct | off | def | tot | avg | | | | | | | | |
| ARKANSAS STATE | 11-8-19 | * | 25 | 2-8 | .250 | 0-3 | .000 | 1-2 | .500 | 2 | 4 | 6 | 6.0 | 1 | 3 | 1 | 1 | 3 | 5 | 5.0 | |
| NORFOLK STATE | 11-12-19 | * | 24 | 2-2 | 1.000 | 0-0 | .000 | 1-4 | .250 | 2 | 3 | 5 | 5.5 | 1 | 1 | 0 | 1 | 2 | 5 | 5.0 | |
| WESTERN MICHIGAN | 11-15-19 | * | 26 | 3-4 | .750 | 0-0 | .000 | 4-4 | 1.000 | 1 | 5 | 6 | 5.7 | 2 | 2 | 2 | 0 | 0 | 10 | 6.7 | |
| SEATTLE | 11-19-19 | * | 21 | 2-7 | .286 | 0-4 | .000 | 5-6 | .833 | 2 | 2 | 4 | 5.3 | 1 | 4 | 0 | 0 | 0 | 9 | 7.3 | |
| at Memphis | 11/23/19 | * | 19 | 0-3 | .000 | 0-0 | .000 | 0-0 | .000 | 4 | 1 | 5 | 5.2 | 0 | 3 | 0 | 0 | 0 | 0 | 5.8 | |
| Totals | | | 5 | 115 | 9-24 | .375 | 0-7 | .000 | 11-16 | .688 | 11 | 15 | 26 | 5.2 | 5 | 13 | 3 | 2 | 5 | 29 | 5.8 |

Games played: 5
 Minutes/game: 23.0
 Points/game: 5.8
 FG Pct: 37.5
 3FG Pct: 0.0
 FT Pct: 68.8

Rebounds/game: 5.2
 Assists/game: 2.6
 Turnovers/game: 0.6
 Assist/turnover ratio: 4.3
 Steals/game: 1.0
 Blocks/game: 0.4

FOUR FASTBREAK FACTS

- Moved across the country for his final year of high school
- His high school team held a No. 3 national ranking during his senior season
- Has five siblings
- Favorite TV show is Stranger Things

CAREER HIGHS

- POINTS**
 10, vs. Western Michigan (11/15/19)
- REBOUNDS**
 6, 2x, MR: vs. Western Michigan (11/15/19)
- FIELD GOALS**
 3, vs. Western Michigan (11/15/19)
- FREE THROWS**
 5, vs. Seattle (11/19/19)
- THREE-POINTERS**
- ASSISTS**
 4, vs. Seattle (11/19/19)
- STEALS**
 3, vs. Arkansas State (11/8/19)
- BLOCKS**
 2, 2x, MR: vs. Norfolk State (11/12/19)

CAREER STATISTICS

| Season | gp-gs | min/avg | Total | | 3-Point | | F-Throws | | Rebounds | | | | Scoring | | | | | | | |
|---------|-------|----------|--------|------|---------|------|----------|------|----------|-----|-----|-----|---------|----|-----|----|-----|-----|-----|-----|
| | | | fg-fga | pct | fg-fga | pct | ft-fta | pct | off | def | tot | avg | pf | fo | ast | to | blk | stl | pts | avg |
| 2018-19 | 25-0 | 152/6.1 | 10-22 | .455 | 0-2 | .000 | 7-8 | .875 | 10 | 17 | 27 | 1.1 | 15 | 0 | 15 | 7 | 7 | 5 | 27 | 1.1 |
| 2019-20 | 5-5 | 115/23.0 | 9-24 | .375 | 0-7 | .000 | 11-16 | .688 | 11 | 15 | 26 | 5.2 | 5 | 0 | 13 | 3 | 2 | 5 | 29 | 5.8 |
| TOTAL | 30-5 | 267/8.9 | 19-46 | .413 | 0-9 | .000 | 18-24 | .750 | 21 | 32 | 53 | 1.8 | 20 | 0 | 28 | 10 | 9 | 10 | 56 | 1.9 |


2 devontae SHULER


JR. G

Irmo, S.C. • Oak Hill Academy

6-2 • 190 • 2L

Multi-Disciplinary Studies





| Opponent | Date | gs | min | Total | | 3-Pointers | | Free throws | | Rebounds | | | | pf | a | t/o | blk | stl | pts | avg | |
|---------------------------|----------|----|-----|--------|---------|------------|--------|-------------|-------|----------|-----|-----|-----|-----|----|-----|-----|-----|-----|------|------|
| | | | | fg-fga | pct | 3fg-fga | pct | ft-fa | pct | off | def | tot | avg | | | | | | | | |
| ARKANSAS STATE | 11-8-19 | * | 28 | 7-11 | .636 | 3-7 | .429 | 3-4 | .750 | 1 | 2 | 3 | 3.0 | 1 | 1 | 4 | 0 | 2 | 20 | 20.0 | |
| NORFOLK STATE | 11-12-19 | * | 33 | 5-10 | .500 | 2-4 | .500 | 0-2 | .000 | 0 | 4 | 4 | 3.5 | 2 | 5 | 5 | 0 | 4 | 12 | 16.0 | |
| WESTERN MICHIGAN | 11-15-19 | * | 26 | 6-12 | .500 | 1-3 | .333 | 3-3 | 1.000 | 1 | 3 | 4 | 3.7 | 1 | 3 | 1 | 3 | 1 | 16 | 16.0 | |
| SEATTLE | 11-19-19 | * | 24 | 2-4 | .500 | 1-1 | 1.000 | 1-2 | .500 | 2 | 2 | 4 | 3.8 | 1 | 2 | 2 | 0 | 2 | 6 | 13.5 | |
| at Memphis | 11/23/19 | * | 31 | 3-11 | .273 | 2-6 | .333 | 1-3 | .333 | 0 | 3 | 3 | 3.6 | 3 | 1 | 2 | 0 | 3 | 9 | 12.6 | |
| vs Penn St. | 11/27/19 | * | 26 | 0-5 | .000 | 0-0 | .000 | 0-0 | .000 | 0 | 3 | 3 | 3.5 | 0 | 3 | 2 | 0 | 1 | 0 | 10.5 | |
| vs Oklahoma St. | 11/29/19 | * | 30 | 1-8 | .125 | 0-3 | .000 | 1-2 | .500 | 1 | 6 | 7 | 4.0 | 0 | 5 | 2 | 0 | 1 | 3 | 9.4 | |
| BUTLER | 12-3-19 | * | 37 | 2-10 | .200 | 1-4 | .250 | 2-2 | 1.000 | 0 | 4 | 4 | 4.0 | 2 | 6 | 2 | 1 | 0 | 7 | 9.1 | |
| CSU BAKERSFIELD | 12/7/19 | * | 36 | 6-12 | .500 | 3-7 | .429 | 0-0 | .000 | 1 | 3 | 4 | 4.0 | 1 | 6 | 0 | 0 | 1 | 15 | 9.8 | |
| MIDDLE TENNESSEE | 12/14/19 | * | 35 | 3-6 | .500 | 1-1 | 1.000 | 3-4 | .750 | 0 | 5 | 5 | 4.1 | 1 | 9 | 3 | 0 | 2 | 10 | 9.8 | |
| vs Southeastern Louisiana | 12-21-19 | * | 36 | 4-8 | .500 | 1-5 | .200 | 2-5 | .400 | 1 | 3 | 4 | 4.1 | 3 | 6 | 0 | 2 | 2 | 11 | 9.9 | |
| TENNESSEE TECH | 12/29/19 | * | 33 | 8-12 | .667 | 2-5 | .400 | 2-3 | .667 | 0 | 5 | 5 | 4.2 | 0 | 5 | 2 | 1 | 0 | 20 | 10.8 | |
| at Wichita St. | 01/04/20 | * | 39 | 4-12 | .333 | 2-5 | .400 | 2-3 | .667 | 3 | 2 | 5 | 4.2 | 2 | 2 | 4 | 0 | 2 | 12 | 10.8 | |
| at Texas A&M | 01/07/20 | * | 40 | 5-18 | .278 | 1-5 | .200 | 1-2 | .500 | 1 | 4 | 5 | 4.3 | 2 | 6 | 3 | 0 | 2 | 12 | 10.9 | |
| ARKANSAS | 01-11-20 | * | 36 | 4-11 | .364 | 0-4 | .000 | 2-2 | 1.000 | 2 | 9 | 11 | 4.7 | 3 | 2 | 2 | 1 | 2 | 10 | 10.9 | |
| at Florida | 01/14/20 | * | 35 | 2-7 | .286 | 0-3 | .000 | 1-2 | .500 | 0 | 3 | 3 | 4.6 | 2 | 1 | 4 | 0 | 2 | 5 | 10.5 | |
| LSU | 01/18/20 | * | 32 | 2-7 | .286 | 2-5 | .400 | 0-3 | .000 | 0 | 4 | 4 | 4.6 | 1 | 2 | 1 | 0 | 3 | 6 | 10.2 | |
| at Tennessee | 01/21/20 | * | 29 | 5-10 | .500 | 1-4 | .250 | 0-0 | .000 | 0 | 5 | 5 | 4.6 | 2 | 1 | 0 | 0 | 1 | 11 | 10.3 | |
| at Georgia | 01/25/20 | * | 32 | 1-5 | .200 | 0-0 | .000 | 1-2 | .500 | 0 | 6 | 6 | 4.7 | 2 | 2 | 2 | 0 | 2 | 3 | 9.9 | |
| AUBURN | 1/28/20 | * | 48 | 6-10 | .600 | 1-3 | .333 | 13-18 | .722 | 1 | 4 | 5 | 4.7 | 2 | 5 | 3 | 0 | 3 | 26 | 10.7 | |
| at LSU | 02/01/20 | * | 36 | 8-17 | .471 | 5-9 | .556 | 7-7 | 1.000 | 1 | 6 | 7 | 4.8 | 3 | 1 | 1 | 0 | 2 | 28 | 11.5 | |
| SOUTH CAROLINA | 2/5/20 | * | 29 | 3-7 | .429 | 1-3 | .333 | 0-2 | .000 | 0 | 1 | 1 | 4.6 | 4 | 4 | 4 | 0 | 1 | 7 | 11.3 | |
| FLORIDA | 02/08/20 | * | 35 | 5-9 | .556 | 2-5 | .400 | 2-2 | 1.000 | 0 | 3 | 3 | 4.6 | 0 | 5 | 2 | 0 | 3 | 14 | 11.4 | |
| MISSISSIPPI ST. | 02/11/20 | * | 38 | 5-11 | .455 | 2-4 | .500 | 4-5 | .800 | 2 | 4 | 6 | 4.6 | 1 | 3 | 0 | 0 | 2 | 16 | 11.6 | |
| at Kentucky | 02/15/20 | * | 38 | 5-13 | .385 | 1-5 | .200 | 0-0 | .000 | 0 | 4 | 4 | 4.6 | 3 | 0 | 2 | 0 | 3 | 11 | 11.6 | |
| at Mizzou | 02/18/20 | * | 31 | 0-7 | .000 | 0-2 | .000 | 1-2 | .500 | 3 | 5 | 8 | 4.7 | 3 | 4 | 0 | 0 | 1 | 1 | 11.2 | |
| ALABAMA | 2/22/20 | * | 35 | 8-13 | .615 | 3-6 | .500 | 2-4 | .500 | 1 | 6 | 7 | 4.8 | 2 | 3 | 2 | 0 | 1 | 21 | 11.6 | |
| Totals | | | 27 | 908 | 110-266 | .414 | 38-109 | .349 | 54-84 | .643 | 21 | 109 | 130 | 4.8 | 47 | 93 | 55 | 8 | 49 | 312 | 11.6 |

Games played: 27
 Minutes/game: 33.6
 Points/game: 11.6
 FG Pct: 41.4
 3FG Pct: 34.9
 FT Pct: 64.3

Rebounds/game: 4.8
 Assists/game: 3.4
 Turnovers/game: 2.0
 Assist/turnover ratio: 1.7
 Steals/game: 1.8
 Blocks/game: 0.3

FOUR FASTBREAK FACTS

1. AAU teammates with the top two picks in the 2019 NBA Draft - Zion Williamson and Ja Morant
2. Teammates with fellow Rebel Khadim Sy at Oak Hill Academy
3. Has 5 brothers, 1 who plays at Charleston Southern, and 2 sisters
4. Holds Ole Miss record for steals by a sophomore (56)

CAREER HIGHS

- POINTS**
 28, at LSU (2/1/20)
- REBOUNDS**
 11, vs. Arkansas (11/11/20)
- FIELD GOALS**
 9, vs. Cincinnati (11/24/18)
- FREE THROWS**
 13, vs. Auburn (1/28/20)
- THREE-POINTERS**
 5, at LSU (2/1/20)
- ASSISTS**
 9, vs. Middle Tennessee (12/14/19)
- STEALS**
 5, vs. Missouri (2/16/19)
- BLOCKS**
 3, vs. Western Michigan (11/15/19)

CAREER STATISTICS

| Season | gp-gs | min/avg | Total | | 3-Point | | F-Throws | | Rebounds | | | | Scoring | | | | | | | |
|---------|-------|-----------|---------|------|---------|------|----------|------|----------|-----|-----|-----|---------|----|-----|-----|-----|-----|-----|------|
| | | | fg-fga | pct | fg-fga | pct | ft-fa | pct | off | def | tot | avg | pf | fo | ast | to | blk | stl | pts | avg |
| 2017-18 | 32-9 | 603/18.8 | 74-210 | .352 | 30-116 | .259 | 15-20 | .750 | 26 | 61 | 87 | 2.7 | 33 | 0 | 34 | 25 | 3 | 32 | 193 | 6.0 |
| 2018-19 | 33-31 | 1063/32.2 | 119-260 | .458 | 51-127 | .402 | 51-62 | .823 | 25 | 112 | 137 | 4.2 | 50 | 0 | 100 | 59 | 7 | 56 | 340 | 10.3 |
| 2019-20 | 27-27 | 908/33.6 | 110-266 | .414 | 38-109 | .349 | 54-84 | .643 | 21 | 109 | 130 | 4.8 | 47 | 0 | 93 | 55 | 8 | 49 | 312 | 11.6 |
| TOTAL | 92-67 | 2574/28.0 | 303-736 | .412 | 119-352 | .338 | 120-166 | .723 | 72 | 282 | 354 | 3.8 | 130 | 0 | 227 | 139 | 18 | 137 | 845 | 9.2 |

3

khadim SY


Dakar, Senegal • Daytona State


6-10 • 244 • JC

Multi-Disciplinary Studies

JR.

F





| Opponent | Date | gs | min | Total | | 3-Pointers | | Free throws | | Rebounds | | | | pf | a | t/o | blk | stl | pts | avg | |
|-------------------------|----------|----|-----|--------|--------|------------|-------|-------------|-------|----------|-----|-----|-----|-----|----|-----|-----|-----|-----|-----|-----|
| | | | | fg-fga | pct | 3fg-fga | pct | ft-fa | pct | off | def | tot | avg | | | | | | | | |
| ARKANSAS STATE | 11-8-19 | * | 20 | 3-6 | .500 | 0-0 | .000 | 2-2 | 1.000 | 2 | 2 | 4 | 4.0 | 3 | 1 | 1 | 0 | 1 | 8 | 8.0 | |
| NORFOLK STATE | 11-12-19 | * | 25 | 1-3 | .333 | 0-0 | .000 | 0-0 | .000 | 1 | 6 | 7 | 5.5 | 4 | 2 | 0 | 2 | 0 | 2 | 5.0 | |
| WESTERN MICHIGAN | 11-15-19 | * | 20 | 3-5 | .600 | 0-0 | .000 | 2-2 | 1.000 | 1 | 1 | 2 | 4.3 | 4 | 0 | 2 | 1 | 1 | 8 | 6.0 | |
| SEATTLE | 11-19-19 | * | 19 | 2-6 | .333 | 1-2 | .500 | 2-2 | 1.000 | 1 | 3 | 4 | 4.3 | 4 | 1 | 0 | 1 | 1 | 7 | 6.3 | |
| at Memphis | 11/23/19 | * | 20 | 3-6 | .500 | 1-1 | 1.000 | 2-2 | 1.000 | 3 | 3 | 6 | 4.6 | 5 | 2 | 1 | 2 | 2 | 9 | 6.8 | |
| vs Penn St. | 11/27/19 | * | 25 | 3-8 | .375 | 0-1 | .000 | 2-3 | .667 | 2 | 6 | 8 | 5.2 | 4 | 1 | 2 | 0 | 0 | 8 | 7.0 | |
| vs Oklahoma St. | 11/29/19 | * | 15 | 2-2 | 1.000 | 0-0 | .000 | 0-0 | .000 | 1 | 0 | 1 | 4.6 | 2 | 0 | 1 | 0 | 1 | 4 | 6.6 | |
| BUTLER | 12-3-19 | | 18 | 6-9 | .667 | 0-1 | .000 | 0-3 | .000 | 0 | 4 | 4 | 4.5 | 2 | 3 | 0 | 0 | 0 | 12 | 7.3 | |
| CSU BAKERSFIELD | 12/7/19 | * | 17 | 4-5 | .800 | 1-1 | 1.000 | 1-3 | .333 | 2 | 5 | 7 | 4.8 | 5 | 0 | 1 | 0 | 1 | 10 | 7.6 | |
| MIDDLE TENNESSEE | 12/14/19 | * | 31 | 4-9 | .444 | 0-2 | .000 | 2-4 | .500 | 2 | 5 | 7 | 5.0 | 3 | 2 | 2 | 0 | 1 | 10 | 7.8 | |
| vs Southeastern Louisia | 12-21-19 | * | 27 | 7-11 | .636 | 1-2 | .500 | 5-5 | 1.000 | 2 | 5 | 7 | 5.2 | 2 | 0 | 2 | 1 | 0 | 20 | 8.9 | |
| TENNESSEE TECH | 12/29/19 | * | 18 | 4-7 | .571 | 0-2 | .000 | 3-6 | .500 | 1 | 2 | 3 | 5.0 | 3 | 1 | 2 | 0 | 1 | 11 | 9.1 | |
| at Wichita St. | 01/04/20 | * | 23 | 4-8 | .500 | 0-1 | .000 | 4-5 | .800 | 2 | 3 | 5 | 5.0 | 2 | 0 | 2 | 3 | 0 | 12 | 9.3 | |
| at Texas A&M | 01/07/20 | * | 24 | 1-5 | .200 | 0-1 | .000 | 1-2 | .500 | 2 | 1 | 3 | 4.9 | 4 | 0 | 1 | 0 | 1 | 3 | 8.9 | |
| ARKANSAS | 01-11-20 | * | 19 | 1-2 | .500 | 0-0 | .000 | 6-6 | 1.000 | 2 | 6 | 8 | 5.1 | 1 | 1 | 4 | 1 | 0 | 8 | 8.8 | |
| LSU | 01/18/20 | * | 29 | 5-8 | .625 | 0-1 | .000 | 0-1 | .000 | 1 | 5 | 6 | 5.1 | 5 | 1 | 2 | 1 | 1 | 10 | 8.9 | |
| at Tennessee | 01/21/20 | * | 11 | 1-4 | .250 | 0-0 | .000 | 0-0 | .000 | 1 | 4 | 5 | 5.1 | 5 | 0 | 2 | 0 | 0 | 2 | 8.5 | |
| at Georgia | 01/25/20 | * | 28 | 6-12 | .500 | 1-1 | 1.000 | 3-4 | .750 | 2 | 2 | 4 | 5.1 | 3 | 0 | 2 | 1 | 0 | 16 | 8.9 | |
| AUBURN | 1/28/20 | * | 37 | 5-10 | .500 | 0-3 | .000 | 3-4 | .750 | 2 | 5 | 7 | 5.2 | 5 | 2 | 2 | 1 | 1 | 13 | 9.1 | |
| at LSU | 02/01/20 | | 22 | 4-8 | .500 | 1-2 | .500 | 2-2 | 1.000 | 2 | 4 | 6 | 5.2 | 5 | 0 | 0 | 1 | 0 | 11 | 9.2 | |
| SOUTH CAROLINA | 2/5/20 | * | 28 | 4-9 | .444 | 0-1 | .000 | 2-3 | .667 | 1 | 7 | 8 | 5.3 | 4 | 0 | 1 | 1 | 1 | 10 | 9.2 | |
| FLORIDA | 02/08/20 | * | 22 | 2-8 | .250 | 0-1 | .000 | 2-2 | 1.000 | 1 | 3 | 4 | 5.3 | 3 | 0 | 0 | 1 | 1 | 6 | 9.1 | |
| MISSISSIPPI ST. | 02/11/20 | * | 29 | 7-12 | .583 | 0-0 | .000 | 4-6 | .667 | 4 | 4 | 8 | 5.4 | 5 | 0 | 1 | 1 | 0 | 18 | 9.5 | |
| at Kentucky | 02/15/20 | * | 25 | 1-6 | .167 | 0-0 | .000 | 0-0 | .000 | 1 | 5 | 6 | 5.4 | 5 | 0 | 4 | 1 | 1 | 2 | 9.2 | |
| at Mizzou | 02/18/20 | * | 27 | 5-5 | 1.000 | 1-1 | 1.000 | 3-3 | 1.000 | 1 | 6 | 7 | 5.5 | 3 | 1 | 2 | 0 | 0 | 14 | 9.4 | |
| ALABAMA | 2/22/20 | * | 26 | 3-6 | .500 | 0-1 | .000 | 1-4 | .250 | 2 | 6 | 8 | 5.6 | 5 | 2 | 5 | 0 | 2 | 7 | 9.3 | |
| Totals | | | 24 | 605 | 91-180 | .506 | 7-25 | .280 | 52-74 | .703 | 42 | 103 | 145 | 5.6 | 96 | 20 | 42 | 19 | 17 | 241 | 9.3 |

Games played: 26
 Minutes/game: 23.3
 Points/game: 9.3
 FG Pct: 50.6
 3FG Pct: 28.0
 FT Pct: 70.3

Rebounds/game: 5.6
 Assists/game: 0.8
 Turnovers/game: 1.6
 Assist/turnover ratio: 0.5
 Steals/game: 0.7
 Blocks/game: 0.7

FOUR FASTBREAK FACTS

- Began his college career at Virginia Tech
- High school teammates with fellow Rebel Devontae Shuler at Oak Hill Academy
- Led Oak Hill to 42-1 record, making the game-winning bucket in the national title game
- Favorite TV show is Family Guy

CAREER HIGHS

- POINTS**
 20, vs. Southeastern Louisiana (11/21/19)
- REBOUNDS**
 8, 5x, MR: vs. Alabama (2/22/20)
- FIELD GOALS**
 7, 2x, MR: vs. Mississippi St. (2/11/20)
- FREE THROWS**
 6, vs. Arkansas (1/11/20)
- THREE-POINTERS**
 1, 7x, MR: at Missouri (2/18/20)
- ASSISTS**
 3, vs. Butler (12/3/19)
- STEALS**
 2, 2x, MR: vs. Alabama (2/22/20)
- BLOCKS**
 3, at Wichita State (1/4/20)

CAREER STATISTICS

| Season | gp-gs | min/avg | Total | | 3-Point | | F-Throws | | Rebounds | | | | Scoring | | | | | | | |
|---------|-------|----------|--------|------|---------|------|----------|------|----------|-----|-----|-----|---------|----|-----|----|-----|-----|-----|-----|
| | | | fg-fga | pct | fg-fga | pct | ft-fa | pct | off | def | tot | avg | pf | fo | ast | to | blk | stl | pts | avg |
| 2019-20 | 26-24 | 605/23.3 | 91-180 | .506 | 7-25 | .280 | 52-74 | .703 | 42 | 103 | 145 | 5.6 | 96 | 9 | 20 | 42 | 19 | 17 | 241 | 9.3 |
| TOTAL | 26-24 | 605/23.3 | 91-180 | .506 | 7-25 | .280 | 52-74 | .703 | 42 | 103 | 145 | 5.6 | 96 | 9 | 20 | 42 | 19 | 17 | 241 | 9.3 |


4 brein TYREE

Somerset, N.J. • St. Joseph HS

6-2 • 195 • 3L

Multi-Disciplinary Studies

SR.
G




| Opponent | Date | gs | min | Total | | 3-Pointers | | Free throws | | Rebounds | | | | pf | a | t/o | blk | stl | pts | avg | |
|-------------------------|----------|----|-----|--------|---------|------------|--------|-------------|---------|----------|-----|-----|-----|-----|----|-----|-----|-----|-----|------|------|
| | | | | fg-fga | pct | 3fg-fga | pct | ft-fa | pct | off | def | tot | avg | | | | | | | | |
| ARKANSAS STATE | 11-8-19 | * | 25 | 2-9 | .222 | 1-7 | .143 | 1-2 | .500 | 0 | 2 | 2 | 2.0 | 0 | 4 | 2 | 0 | 3 | 6 | 6.0 | |
| NORFOLK STATE | 11-12-19 | * | 36 | 8-18 | .444 | 2-8 | .250 | 3-3 | 1.000 | 0 | 3 | 3 | 2.5 | 0 | 3 | 1 | 0 | 3 | 21 | 13.5 | |
| WESTERN MICHIGAN | 11-15-19 | * | 29 | 7-16 | .438 | 1-4 | .250 | 5-6 | .833 | 1 | 3 | 4 | 3.0 | 1 | 3 | 2 | 0 | 1 | 20 | 15.7 | |
| SEATTLE | 11-19-19 | * | 25 | 3-8 | .375 | 0-2 | .000 | 4-4 | 1.000 | 1 | 5 | 6 | 3.8 | 1 | 5 | 1 | 0 | 1 | 10 | 14.3 | |
| at Memphis | 11/23/19 | * | 35 | 7-20 | .350 | 2-7 | .286 | 8-10 | .800 | 0 | 4 | 4 | 3.8 | 3 | 4 | 6 | 0 | 1 | 24 | 16.2 | |
| vs Penn St. | 11/27/19 | * | 33 | 7-18 | .389 | 1-7 | .143 | 3-5 | .600 | 0 | 5 | 5 | 4.0 | 1 | 0 | 3 | 1 | 0 | 18 | 16.5 | |
| vs Oklahoma St. | 11/29/19 | * | 28 | 3-11 | .273 | 1-4 | .250 | 0-0 | .000 | 1 | 4 | 5 | 4.1 | 1 | 0 | 5 | 0 | 0 | 7 | 15.1 | |
| BUTLER | 12-3-19 | | 18 | 8-16 | .500 | 4-8 | .500 | 2-3 | .667 | 1 | 7 | 8 | 4.6 | 3 | 1 | 2 | 0 | 2 | 22 | 16.0 | |
| CSU BAKERSFIELD | 12/7/19 | * | 38 | 4-10 | .400 | 1-4 | .250 | 11-14 | .786 | 1 | 1 | 2 | 4.3 | 2 | 6 | 1 | 0 | 1 | 20 | 16.4 | |
| MIDDLE TENNESSEE | 12/14/19 | * | 37 | 11-20 | .550 | 8-11 | .727 | 4-5 | .800 | 0 | 5 | 5 | 4.4 | 0 | 4 | 2 | 1 | 2 | 34 | 18.2 | |
| vs Southeastern Louisia | 12-21-19 | * | 37 | 5-15 | .333 | 2-8 | .250 | 2-4 | .500 | 1 | 0 | 1 | 4.1 | 2 | 5 | 2 | 0 | 0 | 14 | 17.8 | |
| TENNESSEE TECH | 12/29/19 | * | 30 | 4-10 | .400 | 1-6 | .167 | 0-2 | .000 | 0 | 3 | 3 | 4.0 | 3 | 3 | 0 | 0 | 0 | 9 | 17.1 | |
| at Wichita St. | 01/04/20 | * | 32 | 2-9 | .222 | 1-2 | .500 | 4-4 | 1.000 | 0 | 3 | 3 | 3.9 | 3 | 2 | 2 | 0 | 0 | 9 | 16.5 | |
| at Texas A&M | 01/07/20 | * | 33 | 10-19 | .526 | 6-13 | .462 | 0-1 | .000 | 0 | 3 | 3 | 3.9 | 3 | 2 | 4 | 0 | 2 | 26 | 17.1 | |
| ARKANSAS | 01-11-20 | * | 39 | 8-20 | .400 | 2-3 | .667 | 9-10 | .900 | 0 | 3 | 3 | 3.8 | 3 | 1 | 1 | 0 | 2 | 27 | 17.8 | |
| LSU | 01/18/20 | * | 39 | 12-20 | .600 | 3-6 | .500 | 9-9 | 1.000 | 0 | 3 | 3 | 3.8 | 4 | 4 | 2 | 0 | 2 | 36 | 18.9 | |
| at Tennessee | 01/21/20 | * | 38 | 7-22 | .318 | 3-9 | .333 | 1-2 | .500 | 0 | 3 | 3 | 3.7 | 3 | 0 | 3 | 0 | 1 | 18 | 18.9 | |
| at Georgia | 01/25/20 | * | 37 | 8-15 | .533 | 1-2 | .500 | 3-5 | .600 | 0 | 4 | 4 | 3.7 | 3 | 4 | 2 | 0 | 3 | 20 | 18.9 | |
| AUBURN | 1/28/20 | * | 32 | 2-8 | .250 | 1-3 | .333 | 3-5 | .600 | 0 | 3 | 3 | 3.7 | 5 | 3 | 2 | 0 | 1 | 8 | 18.4 | |
| at LSU | 02/01/20 | * | 33 | 2-10 | .200 | 0-4 | .000 | 5-6 | .833 | 0 | 2 | 2 | 3.6 | 3 | 2 | 1 | 0 | 1 | 9 | 17.9 | |
| SOUTH CAROLINA | 2/5/20 | * | 40 | 12-21 | .571 | 3-5 | .600 | 11-13 | .846 | 0 | 3 | 3 | 3.6 | 2 | 2 | 1 | 0 | 2 | 38 | 18.9 | |
| FLORIDA | 02/08/20 | * | 39 | 9-19 | .474 | 4-6 | .667 | 1-2 | .500 | 0 | 4 | 4 | 3.6 | 0 | 0 | 3 | 0 | 2 | 23 | 19.0 | |
| MISSISSIPPI ST. | 02/11/20 | * | 35 | 13-22 | .591 | 4-10 | .400 | 10-11 | .909 | 0 | 5 | 5 | 3.7 | 2 | 4 | 1 | 1 | 2 | 40 | 20.0 | |
| at Kentucky | 02/15/20 | * | 37 | 6-16 | .375 | 3-6 | .500 | 4-6 | .667 | 1 | 4 | 5 | 3.7 | 3 | 0 | 3 | 0 | 1 | 19 | 19.9 | |
| at Mizzou | 02/18/20 | * | 39 | 8-17 | .471 | 2-7 | .286 | 11-12 | .917 | 0 | 4 | 4 | 3.7 | 2 | 1 | 6 | 0 | 0 | 29 | 20.3 | |
| ALABAMA | 2/22/20 | * | 30 | 8-12 | .667 | 0-2 | .000 | 12-12 | 1.000 | 0 | 1 | 1 | 3.6 | 5 | 4 | 3 | 0 | 1 | 28 | 20.6 | |
| Totals | | | 25 | 874 | 176-401 | .439 | 57-154 | .370 | 126-156 | .808 | 7 | 87 | 94 | 3.6 | 58 | 67 | 61 | 3 | 34 | 535 | 20.6 |

Games played: 26
 Minutes/game: 33.6
 Points/game: 20.6
 FG Pct: 43.9
 3FG Pct: 37.0
 FT Pct: 80.8

Rebounds/game: 3.6
 Assists/game: 2.6
 Turnovers/game: 2.3
 Assist/turnover ratio: 1.1
 Steals/game: 1.3
 Blocks/game: 0.1

FOUR FASTBREAK FACTS

1. Chair of the SEC Men's Basketball Leadership Council
2. As a kid, recruited by European professional soccer clubs
3. Cousin of former NFL wide receiver David Tyree
4. High school teammates with NBA players Karl-Anthony Towns and Wade Baldwin

CAREER HIGHS

- POINTS**
40, vs. Mississippi St. (2/11/20)
- REBOUNDS**
8, 2x, MR: vs. Butler (12/3/19)
- FIELD GOALS**
13, vs. Mississippi St. (2/11/20)
- FREE THROWS**
13, vs. Baylor (11/23/18)
- THREE-POINTERS**
8, vs. Middle Tennessee (12/14/19)
- ASSISTS**
7, at Kentucky (2/28/18)
- STEALS**
4, vs. FGCU (12/29/18)
- BLOCKS**
2, 2x, MR: at South Carolina (2/19/19)

CAREER STATISTICS

| Season | gp-gs | min/avg | Total | | 3-Point | | F-Throws | | Rebounds | | | | Scoring | | | | | | | |
|---------|---------|-----------|----------|------|---------|------|----------|------|----------|-----|-----|-----|---------|----|-----|-----|-----|-----|------|------|
| | | | fg-fga | pct | fg-fga | pct | ft-fa | pct | off | def | tot | avg | pf | fo | ast | to | blk | stl | pts | avg |
| 2016-17 | 34-23 | 651/19.1 | 85-228 | .373 | 27-87 | .310 | 52-74 | .703 | 9 | 55 | 64 | 1.9 | 53 | 0 | 65 | 71 | 0 | 22 | 249 | 7.3 |
| 2017-18 | 32-23 | 807/25.2 | 122-310 | .394 | 47-132 | .356 | 56-80 | .700 | 11 | 59 | 70 | 2.2 | 64 | 1 | 90 | 58 | 9 | 22 | 347 | 10.8 |
| 2018-19 | 33-33 | 1117/33.8 | 197-429 | .459 | 69-184 | .375 | 128-154 | .831 | 11 | 86 | 97 | 2.9 | 65 | 2 | 92 | 80 | 14 | 32 | 591 | 17.9 |
| 2019-20 | 26-25 | 874/33.6 | 176-401 | .439 | 57-154 | .370 | 126-156 | .808 | 7 | 87 | 94 | 3.6 | 58 | 2 | 67 | 61 | 3 | 34 | 535 | 20.6 |
| TOTAL | 125-104 | 3449/27.6 | 580-1368 | .424 | 200-557 | .359 | 362-464 | .780 | 38 | 287 | 325 | 2.6 | 240 | 5 | 314 | 270 | 26 | 110 | 1722 | 13.8 |


13 bryce WILLIAMS

JR. G

Tampa, Fla. • Daytona State

6-2 • 178 • JC

Multi-Disciplinary Studies




| Opponent | Date | gs | min | Total | | 3-Pointers | | Free throws | | Rebounds | | | | pf | a | t/o | blk | stl | pts | avg |
|-------------------------|----------|----|-----|--------|------|------------|------|-------------|------|----------|-----|-----|-----|----|----|-----|-----|-----|-----|-----|
| | | | | fg-fga | pct | 3fg-fga | pct | ft-fa | pct | off | def | tot | avg | | | | | | | |
| ARKANSAS STATE | 11-8-19 | 14 | 1-1 | 1.000 | 0-0 | .000 | 0-0 | .000 | 0 | 1 | 1 | 1.0 | 2 | 2 | 2 | 0 | 0 | 2 | 2.0 | |
| NORFOLK STATE | 11-12-19 | 6 | 0-1 | .000 | 0-0 | .000 | 0-0 | .000 | 0 | 0 | 0 | 0.5 | 1 | 1 | 0 | 0 | 0 | 0 | 1.0 | |
| WESTERN MICHIGAN | 11-15-19 | 14 | 2-3 | .667 | 0-1 | .000 | 1-3 | .333 | 0 | 0 | 0 | 0.3 | 1 | 0 | 1 | 0 | 1 | 5 | 2.3 | |
| SEATTLE | 11-19-19 | 22 | 2-2 | 1.000 | 1-1 | 1.000 | 3-3 | 1.000 | 0 | 1 | 1 | 0.5 | 2 | 2 | 4 | 0 | 0 | 8 | 3.8 | |
| at Memphis | 11/23/19 | 10 | 1-4 | .250 | 1-2 | .500 | 4-4 | 1.000 | 0 | 0 | 0 | 0.4 | 2 | 1 | 1 | 0 | 0 | 7 | 4.4 | |
| vs Penn St. | 11/27/19 | 20 | 3-6 | .500 | 3-3 | 1.000 | 6-6 | 1.000 | 1 | 0 | 1 | 0.5 | 1 | 1 | 2 | 1 | 1 | 15 | 6.2 | |
| vs Oklahoma St. | 11/29/19 | 14 | 1-4 | .250 | 0-2 | .000 | 0-2 | .000 | 0 | 0 | 0 | 0.4 | 2 | 0 | 1 | 1 | 1 | 2 | 5.6 | |
| BUTLER | 12-3-19 | * | 32 | 1-3 | .333 | 0-1 | .000 | 0-0 | .000 | 0 | 1 | 1 | 0.5 | 3 | 1 | 0 | 0 | 0 | 2 | 5.1 |
| CSU BAKERSFIELD | 12/7/19 | 6 | 0-0 | .000 | 0-0 | .000 | 0-0 | .000 | 0 | 0 | 0 | 0.4 | 1 | 0 | 2 | 0 | 0 | 0 | 4.6 | |
| MIDDLE TENNESSEE | 12/14/19 | 5 | 1-1 | 1.000 | 0-0 | .000 | 0-0 | .000 | 0 | 1 | 1 | 0.5 | 1 | 2 | 1 | 0 | 0 | 2 | 4.3 | |
| vs Southeastern Louisia | 12-21-19 | 3 | 1-1 | 1.000 | 0-0 | .000 | 2-2 | 1.000 | 0 | 1 | 1 | 0.5 | 0 | 0 | 0 | 0 | 1 | 4 | 4.3 | |
| TENNESSEE TECH | 12/29/19 | 8 | 0-0 | .000 | 0-0 | .000 | 0-0 | .000 | 0 | 0 | 0 | 0.5 | 2 | 1 | 0 | 0 | 0 | 0 | 3.9 | |
| at Florida | 01/14/20 | 17 | 1-1 | 1.000 | 0-0 | .000 | 0-0 | .000 | 0 | 0 | 0 | 0.5 | 5 | 1 | 1 | 0 | 0 | 2 | 3.8 | |
| LSU | 01/18/20 | 17 | 1-4 | .250 | 1-1 | 1.000 | 0-0 | .000 | 0 | 2 | 2 | 0.6 | 2 | 1 | 1 | 0 | 1 | 3 | 3.7 | |
| at Tennessee | 01/21/20 | 16 | 1-3 | .333 | 1-2 | .500 | 2-2 | 1.000 | 1 | 0 | 1 | 0.6 | 1 | 0 | 0 | 0 | 1 | 5 | 3.8 | |
| at Georgia | 01/25/20 | 26 | 3-4 | .750 | 2-3 | .667 | 0-0 | .000 | 0 | 0 | 0 | 0.6 | 3 | 0 | 1 | 0 | 1 | 8 | 4.1 | |
| AUBURN | 1/28/20 | 27 | 1-3 | .333 | 0-1 | .000 | 2-2 | 1.000 | 2 | 2 | 4 | 0.8 | 3 | 2 | 4 | 0 | 1 | 4 | 4.1 | |
| at LSU | 02/01/20 | * | 24 | 0-3 | .000 | 0-1 | .000 | 1-2 | .500 | 0 | 2 | 2 | 0.8 | 4 | 2 | 1 | 0 | 1 | 1 | 3.9 |
| SOUTH CAROLINA | 2/5/20 | 8 | 1-3 | .333 | 0-0 | .000 | 2-2 | 1.000 | 0 | 1 | 1 | 0.8 | 3 | 1 | 2 | 0 | 1 | 4 | 3.9 | |
| FLORIDA | 02/08/20 | 8 | 0-2 | .000 | 0-0 | .000 | 0-0 | .000 | 0 | 1 | 1 | 0.9 | 0 | 1 | 0 | 0 | 0 | 0 | 3.7 | |
| MISSISSIPPI ST. | 02/11/20 | 5 | 0-0 | .000 | 0-0 | .000 | 0-0 | .000 | 0 | 0 | 0 | 0.8 | 1 | 0 | 2 | 0 | 0 | 0 | 3.5 | |
| at Kentucky | 02/15/20 | 5 | 0-0 | .000 | 0-0 | .000 | 0-0 | .000 | 0 | 0 | 0 | 0.8 | 0 | 0 | 0 | 0 | 1 | 0 | 3.4 | |
| at Mizzou | 02/18/20 | 10 | 1-3 | .333 | 0-0 | .000 | 0-0 | .000 | 0 | 0 | 0 | 0.7 | 3 | 0 | 1 | 0 | 0 | 2 | 3.3 | |
| ALABAMA | 2/22/20 | 18 | 0-2 | .000 | 0-2 | .000 | 2-3 | .667 | 0 | 1 | 1 | 0.8 | 3 | 1 | 1 | 1 | 1 | 2 | 3.3 | |
| Totals | | 2 | 335 | 22-54 | .407 | 9-20 | .450 | 25-31 | .806 | 4 | 14 | 18 | 0.8 | 46 | 20 | 28 | 3 | 12 | 78 | 3.3 |

Games played: 24
 Minutes/game: 14.0
 Points/game: 3.3
 FG Pct: 40.7
 3FG Pct: 45.0
 FT Pct: 80.6

Rebounds/game: 0.8
 Assists/game: 0.8
 Turnovers/game: 1.2
 Assist/turnover ratio: 0.7
 Steals/game: 0.5
 Blocks/game: 0.1

FOUR FASTBREAK FACTS

1. Teammates with fellow Rebel Khadim Sy at Daytona State
2. Led Daytona State in free throw percentage last season (82.5%)
3. Averaged 28 ppg as a senior at South Sumter High School
4. Has four siblings

CAREER HIGHS

- POINTS**
 15, vs. Penn State (11/27/19)
- REBOUNDS**
 4, vs. Auburn (1/28/20)
- FIELD GOALS**
 3, 2x, MR: at Georgia (1/25/20)
- FREE THROWS**
 6, vs. Penn State (11/27/19)
- THREE-POINTERS**
 3, vs. Penn State (11/27/19)
- ASSISTS**
 2, 5x, MR: at LSU (2/1/20)
- STEALS**
 1, 12x, MR: vs. Alabama (2/22/20)
- BLOCKS**
 1, 3x, MR: vs. Alabama (2/22/20)

CAREER STATISTICS

| Season | gp-gs | min/avg | Total | | 3-Point | | F-Throws | | Rebounds | | | | Scoring | | | | | | | |
|---------|-------|----------|--------|------|---------|------|----------|------|----------|-----|-----|-----|---------|----|-----|----|-----|-----|-----|-----|
| | | | fg-fga | pct | fg-fga | pct | ft-fa | pct | off | def | tot | avg | pf | fo | ast | to | blk | stl | pts | avg |
| 2019-20 | 24-2 | 335/14.0 | 22-54 | .407 | 9-20 | .450 | 25-31 | .806 | 4 | 14 | 18 | 0.8 | 46 | 1 | 20 | 28 | 3 | 12 | 78 | 3.3 |
| TOTAL | 24-2 | 335/14.0 | 22-54 | .407 | 9-20 | .450 | 25-31 | .806 | 4 | 14 | 18 | 0.8 | 46 | 1 | 20 | 28 | 3 | 12 | 78 | 3.3 |



2019-20 Ole Miss Basketball
Ole Miss Combined Team Statistics (as of Feb 22, 2020)
All games



| RECORD: | OVERALL | HOME | AWAY | NEUTRAL |
|----------------|----------------|-------------|-------------|----------------|
| ALL GAMES | 13-14 | 10-5 | 1-8 | 2-1 |
| CONFERENCE | 4-10 | 3-4 | 1-6 | 0-0 |
| NON-CONFERENCE | 9-4 | 7-1 | 0-2 | 2-1 |

| # | Player | gp-gs | min | avg | Total | | 3-Point | | F-Throw | | Rebounds | | | | pf | dq | a | to | blk | stl | pts | avg |
|----------------|-----------------|-------|------|------|----------|------|---------|------|---------|------|----------|-----|-----|------|-----|----|-----|-----|-----|-----|------|------|
| | | | | | fg-fga | fg% | 3fg-fga | 3fg% | ft-fa | ft% | off | def | tot | avg | | | | | | | | |
| 04 | Tyree,Breain | 26-25 | 874 | 33.6 | 176-401 | .439 | 57-154 | .370 | 126-156 | .808 | 7 | 87 | 94 | 3.6 | 58 | 2 | 67 | 61 | 3 | 34 | 535 | 20.6 |
| 02 | Shuler,Devontae | 27-27 | 908 | 33.6 | 110-266 | .414 | 38-109 | .349 | 54-84 | .643 | 21 | 109 | 130 | 4.8 | 47 | 0 | 93 | 55 | 8 | 49 | 312 | 11.6 |
| 00 | Hinson,Blake | 23-22 | 730 | 31.7 | 81-198 | .409 | 38-111 | .342 | 38-54 | .704 | 28 | 82 | 110 | 4.8 | 70 | 3 | 35 | 52 | 7 | 13 | 238 | 10.3 |
| 05 | Buffen,KJ | 27-27 | 785 | 29.1 | 98-193 | .508 | 4-20 | .200 | 60-87 | .690 | 54 | 104 | 158 | 5.9 | 85 | 6 | 42 | 41 | 24 | 39 | 260 | 9.6 |
| 03 | Sy,Khadim | 26-24 | 605 | 23.3 | 91-180 | .506 | 7-25 | .280 | 52-74 | .703 | 42 | 103 | 145 | 5.6 | 96 | 9 | 20 | 42 | 19 | 17 | 241 | 9.3 |
| 15 | Rodriguez,Luis | 5-5 | 115 | 23.0 | 9-24 | .375 | 0-7 | .000 | 11-16 | .688 | 11 | 15 | 26 | 5.2 | 5 | 0 | 13 | 3 | 2 | 5 | 29 | 5.8 |
| 13 | Williams,Bryce | 24-2 | 335 | 14.0 | 22-54 | .407 | 9-20 | .450 | 25-31 | .806 | 4 | 14 | 18 | 0.8 | 46 | 1 | 20 | 28 | 3 | 12 | 78 | 3.3 |
| 23 | Hunter,Sammy | 22-1 | 280 | 12.7 | 24-55 | .436 | 1-8 | .125 | 14-21 | .667 | 10 | 19 | 29 | 1.3 | 37 | 0 | 9 | 14 | 1 | 3 | 63 | 2.9 |
| 01 | Crowley,Austin | 27-1 | 403 | 14.9 | 26-70 | .371 | 10-32 | .313 | 15-20 | .750 | 10 | 27 | 37 | 1.4 | 31 | 1 | 38 | 24 | 1 | 12 | 77 | 2.9 |
| 14 | Collum,Antavion | 21-0 | 223 | 10.6 | 8-27 | .296 | 2-13 | .154 | 10-15 | .667 | 6 | 30 | 36 | 1.7 | 24 | 0 | 8 | 10 | 0 | 9 | 28 | 1.3 |
| 10 | Curry,Carlos | 15-0 | 73 | 4.9 | 6-14 | .429 | 0-0 | .000 | 0-0 | .000 | 3 | 8 | 11 | 0.7 | 14 | 0 | 2 | 3 | 2 | 3 | 12 | 0.8 |
| 33 | McBride,John | 8-0 | 13 | 1.6 | 1-5 | .200 | 1-2 | .500 | 0-0 | .000 | 2 | 1 | 3 | 0.4 | 0 | 0 | 0 | 1 | 1 | 0 | 3 | 0.4 |
| 11 | Miller,Franco | 16-1 | 134 | 8.4 | 2-17 | .118 | 1-13 | .077 | 1-2 | .500 | 3 | 14 | 17 | 1.1 | 12 | 0 | 6 | 11 | 0 | 1 | 6 | 0.4 |
| 34 | McKay,Conner | 1-0 | 1 | 1.0 | 0-0 | .000 | 0-0 | .000 | 0-0 | .000 | 0 | 0 | 0 | 0.0 | 0 | 0 | 0 | 0 | 0 | 0 | 0 | 0.0 |
| Team | | | | | | | | | | | 46 | 60 | 106 | | 5 | | 13 | | | | | |
| Total..... | | 27 | 5479 | | 654-1504 | .435 | 168-514 | .327 | 406-560 | .725 | 247 | 673 | 920 | 34.1 | 530 | 22 | 353 | 358 | 71 | 197 | 1882 | 69.7 |
| Opponents..... | | 27 | 5479 | | 625-1473 | .424 | 154-531 | .290 | 445-603 | .738 | 256 | 684 | 940 | 34.8 | 514 | - | 339 | 376 | 103 | 168 | 1849 | 68.5 |

| TEAM STATISTICS | OM | OPP | Date | Opponent | Score | Att. |
|------------------------|----------|----------|------------|-------------------------|-----------|-------|
| SCORING | 1882 | 1849 | 11-8-19 | ARKANSAS STATE | w 71-43 | 8009 |
| Points per game | 69.7 | 68.5 | 11-12-19 | NORFOLK STATE | w 68-55 | 6412 |
| Scoring margin | +1.2 | - | 11-15-19 | WESTERN MICHIGAN | w 85-58 | 7310 |
| FIELD GOALS-ATT | 654-1504 | 625-1473 | 11-19-19 | SEATTLE | w 65-52 | 6316 |
| Field goal pct | .435 | .424 | 11/23/19 | at Memphis | L 86-87 | 17875 |
| 3 POINT FG-ATT | 168-514 | 154-531 | 11/27/19 | vs Penn St. | w 74-72 | 4114 |
| 3-point FG pct | .327 | .290 | 11/29/19 | vs Oklahoma St. | L 37-78 | 4159 |
| 3-pt FG made per game | 6.2 | 5.7 | 12-3-19 | BUTLER | L 58-67 | 7348 |
| FREE THROWS-ATT | 406-560 | 445-603 | 12/7/19 | CSU BAKERSFIELD | w 83-67 | 6276 |
| Free throw pct | .725 | .738 | 12/14/19 | MIDDLE TENNESSEE | w 82-64 | 7334 |
| F-Throws made per game | 15.0 | 16.5 | 12-21-19 | vs Southeastern Louisia | w 83-76 | 2042 |
| REBOUNDS | 920 | 940 | 12/29/19 | TENNESSEE TECH | w 80-63 | 7261 |
| Rebounds per game | 34.1 | 34.8 | 01/04/20 | at Wichita St. | L 54-74 | 10506 |
| Rebounding margin | -0.7 | - | * 01/07/20 | at Texas A&M | L 47-57 | 5982 |
| ASSISTS | 353 | 339 | * 01-11-20 | ARKANSAS | L 72-76 | 8233 |
| Assists per game | 13.1 | 12.6 | * 01/14/20 | at Florida | L 55-71 | 9545 |
| TURNOVERS | 358 | 376 | * 01/18/20 | LSU | L 76-80 | 8043 |
| Turnovers per game | 13.3 | 13.9 | * 01/21/20 | at Tennessee | L 48-73 | 17031 |
| Turnover margin | +0.7 | - | * 01/25/20 | at Georgia | w 70-60 | 10523 |
| Assist/turnover ratio | 1.0 | 0.9 | * 1/28/20 | AUBURN | Lo2 82-83 | 8125 |
| STEALS | 197 | 168 | * 02/01/20 | at LSU | L 63-73 | 11112 |
| Steals per game | 7.3 | 6.2 | * 2/5/20 | SOUTH CAROLINA | w 84-70 | 6990 |
| BLOCKS | 71 | 103 | * 02/08/20 | FLORIDA | w 68-51 | 7760 |
| Blocks per game | 2.6 | 3.8 | * 02/11/20 | MISSISSIPPI ST. | w 83-58 | 8009 |
| ATTENDANCE | 111819 | 121983 | * 02/15/20 | at Kentucky | L 62-67 | 20417 |
| Home games-Avg/Game | 15-7455 | 9-12408 | * 02/18/20 | at Mizzou | L 68-71 | 8677 |
| Neutral site-Avg/Game | - | 3-3438 | * 2/22/20 | ALABAMA | L 78-103 | 8393 |

| Score by Periods | 1st | 2nd | OT | OT2 | Totals |
|------------------|-----|-----|----|-----|--------|
| Ole Miss | 871 | 995 | 11 | 5 | 1882 |
| Opponents | 883 | 949 | 11 | 6 | 1849 |

* = Conference game



2019-20 Ole Miss Basketball
Ole Miss Combined Team Statistics (as of Feb 22, 2020)
Conference games only



| RECORD: | OVERALL | HOME | AWAY | NEUTRAL |
|----------------|----------------|-------------|-------------|----------------|
| ALL GAMES | 4-10 | 3-4 | 1-6 | 0-0 |
| CONFERENCE | 4-10 | 3-4 | 1-6 | 0-0 |
| NON-CONFERENCE | 0-0 | 0-0 | 0-0 | 0-0 |

| # | Player | gp-gs | min | avg | Total | | 3-Point | | F-Throw | | Rebounds | | | | pf | dq | a | to | blk | stl | pts | avg | | | | | | | | | |
|----------------|-----------------|-------|------|------|---------|------|---------|------|---------|------|----------|-----|-----|------|-----|----|-----|-----|-----|-----|-----|------|--|--|--|--|--|--|--|--|--|
| | | | | | fg-fga | fg% | 3fg-fga | 3fg% | ft-fta | ft% | off | def | tot | avg | | | | | | | | | | | | | | | | | |
| 04 | Tyree,Breein | 13-13 | 471 | 36.2 | 105-221 | .475 | 32-76 | .421 | 79-94 | .840 | 1 | 42 | 43 | 3.3 | 38 | 2 | 27 | 32 | 1 | 20 | 321 | 24.7 | | | | | | | | | |
| 02 | Shuler,Devontae | 14-14 | 494 | 35.3 | 59-145 | .407 | 19-58 | .328 | 34-51 | .667 | 11 | 64 | 75 | 5.4 | 30 | 0 | 39 | 26 | 1 | 28 | 171 | 12.2 | | | | | | | | | |
| 00 | Hinson,Blake | 14-14 | 479 | 34.2 | 46-131 | .351 | 20-69 | .290 | 20-28 | .714 | 15 | 52 | 67 | 4.8 | 49 | 2 | 23 | 32 | 5 | 10 | 132 | 9.4 | | | | | | | | | |
| 03 | Sy,Khadim | 13-12 | 327 | 25.2 | 45-95 | .474 | 3-12 | .250 | 27-37 | .730 | 22 | 58 | 80 | 6.2 | 53 | 7 | 7 | 26 | 9 | 8 | 120 | 9.2 | | | | | | | | | |
| 05 | Buffen,KJ | 14-14 | 399 | 28.5 | 47-96 | .490 | 0-8 | .000 | 32-44 | .727 | 31 | 42 | 73 | 5.2 | 50 | 3 | 17 | 17 | 13 | 16 | 126 | 9.0 | | | | | | | | | |
| 13 | Williams,Bryce | 12-1 | 181 | 15.1 | 9-28 | .321 | 4-10 | .400 | 9-11 | .818 | 3 | 9 | 12 | 1.0 | 28 | 1 | 9 | 14 | 1 | 8 | 31 | 2.6 | | | | | | | | | |
| 23 | Hunter,Sammy | 9-0 | 72 | 8.0 | 8-18 | .444 | 0-2 | .000 | 1-4 | .250 | 3 | 3 | 6 | 0.7 | 10 | 0 | 0 | 4 | 1 | 0 | 17 | 1.9 | | | | | | | | | |
| 01 | Crowley,Austin | 14-1 | 192 | 13.7 | 6-26 | .231 | 2-10 | .200 | 8-10 | .800 | 4 | 13 | 17 | 1.2 | 8 | 0 | 16 | 9 | 0 | 6 | 22 | 1.6 | | | | | | | | | |
| 14 | Collum,Antavion | 11-0 | 130 | 11.8 | 4-13 | .308 | 0-2 | .000 | 4-6 | .667 | 4 | 19 | 23 | 2.1 | 10 | 0 | 6 | 5 | 0 | 2 | 12 | 1.1 | | | | | | | | | |
| 10 | Curry,Carlos | 6-0 | 36 | 6.0 | 2-5 | .400 | 0-0 | .000 | 0-0 | .000 | 1 | 3 | 4 | 0.7 | 8 | 0 | 1 | 1 | 1 | 1 | 4 | 0.7 | | | | | | | | | |
| 33 | McBride,John | 2-0 | 2 | 1.0 | 0-0 | .000 | 0-0 | .000 | 0-0 | .000 | 0 | 1 | 1 | 0.5 | 0 | 0 | 0 | 0 | 1 | 0 | 0 | 0.0 | | | | | | | | | |
| 11 | Miller,Franco | 7-1 | 67 | 9.6 | 0-5 | .000 | 0-4 | .000 | 0-0 | .000 | 3 | 5 | 8 | 1.1 | 9 | 0 | 2 | 6 | 0 | 0 | 0 | 0.0 | | | | | | | | | |
| Team | | | | | | | | | | | 26 | 27 | 53 | | 3 | | 8 | | | | | | | | | | | | | | |
| Total..... | | 14 | 2850 | | 331-783 | .423 | 80-251 | .319 | 214-285 | .751 | 124 | 338 | 462 | 33.0 | 296 | 15 | 147 | 180 | 33 | 99 | 956 | 68.3 | | | | | | | | | |
| Opponents..... | | 14 | 2850 | | 321-766 | .419 | 81-284 | .285 | 270-355 | .761 | 149 | 365 | 514 | 36.7 | 254 | - | 171 | 187 | 60 | 77 | 993 | 70.9 | | | | | | | | | |

| TEAM STATISTICS | OM | OPP | Date | Opponent | Score | Att. |
|------------------------|---------|---------|------------|-----------------|-----------|-------|
| SCORING | 956 | 993 | * 01/07/20 | at Texas A&M | L 47-57 | 5982 |
| Points per game | 68.3 | 70.9 | * 01-11-20 | ARKANSAS | L 72-76 | 8233 |
| Scoring margin | -2.6 | - | * 01/14/20 | at Florida | L 55-71 | 9545 |
| FIELD GOALS-ATT | 331-783 | 321-766 | * 01/18/20 | LSU | L 76-80 | 8043 |
| Field goal pct | .423 | .419 | * 01/21/20 | at Tennessee | L 48-73 | 17031 |
| 3 POINT FG-ATT | 80-251 | 81-284 | * 01/25/20 | at Georgia | W 70-60 | 10523 |
| 3-point FG pct | .319 | .285 | * 1/28/20 | AUBURN | Lo2 82-83 | 8125 |
| 3-pt FG made per game | 5.7 | 5.8 | * 02/01/20 | at LSU | L 63-73 | 11112 |
| FREE THROWS-ATT | 214-285 | 270-355 | * 2/5/20 | SOUTH CAROLINA | W 84-70 | 6990 |
| Free throw pct | .751 | .761 | * 02/08/20 | FLORIDA | W 68-51 | 7760 |
| F-Throws made per game | 15.3 | 19.3 | * 02/11/20 | MISSISSIPPI ST. | W 83-58 | 8009 |
| REBOUNDS | 462 | 514 | * 02/15/20 | at Kentucky | L 62-67 | 20417 |
| Rebounds per game | 33.0 | 36.7 | * 02/18/20 | at Mizzou | L 68-71 | 8677 |
| Rebounding margin | -3.7 | - | * 2/22/20 | ALABAMA | L 78-103 | 8393 |
| ASSISTS | 147 | 171 | | | | |
| Assists per game | 10.5 | 12.2 | | | | |
| TURNOVERS | 180 | 187 | | | | |
| Turnovers per game | 12.9 | 13.4 | | | | |
| Turnover margin | +0.5 | - | | | | |
| Assist/turnover ratio | 0.8 | 0.9 | | | | |
| STEALS | 99 | 77 | | | | |
| Steals per game | 7.1 | 5.5 | | | | |
| BLOCKS | 33 | 60 | | | | |
| Blocks per game | 2.4 | 4.3 | | | | |
| ATTENDANCE | 55553 | 83287 | | | | |
| Home games-Avg/Game | 7-7936 | 7-11898 | | | | |
| Neutral site-Avg/Game | - | 0-0 | | | | |

* = Conference game

| Score by Periods | 1st | 2nd | OT | OT2 | Totals |
|------------------|-----|-----|----|-----|--------|
| Ole Miss | 435 | 505 | 11 | 5 | 956 |
| Opponents | 447 | 529 | 11 | 6 | 993 |