



2019-20 AUBURN WOMEN'S BASKETBALL

AUBURN ATHLETICS COMMUNICATIONS: 392 SOUTH DONAHUE DRIVE || AUBURN, AL 36830 || AUBURNTIGERS.COM || @AUBURNWBB

2019-20 SCHEDULE/RESULTS 9-14, 3-9 SEC

DATE	OPPONENT	TIME/TV/RESULT
Nov. 6	WOFFORD	W 84-82
Nov. 14	OLD DOMINION	L 77-89
Nov. 21	at UAB	L 75-80
Nov. 24	ST. JOSEPH'S	W 66-62
Nov. 29	1-vs. Middle Tennessee	L 50-73
Nov. 30	1-vs. Dayton	(OT) W 76-74
Dec. 1	1-vs. Drake	L 82-83
Dec. 4	at South Alabama	W 82-62
Dec. 7	2-at TCU	L 65-80
Dec. 15	BETHUNE-COOKMAN	W 74-56
Dec. 28	JACKSONVILLE STATE	W 62-53
Jan. 2	*at Vanderbilt	L 55-77
Jan. 5	*#20 ARKANSAS	L 70-86
Jan. 9	*FLORIDA	L 63-83
Jan. 12	*ALABAMA	L 48-75
Jan. 19	*at Georgia	L 50-61
Jan. 23	*OLE MISS	W 59-43
Jan. 27	*at #13 Kentucky	L 61-68
Jan. 30	*at #9 Mississippi State	L 73-78
Feb. 2	*VANDERBILT	W 70-62
Feb. 9	*at Alabama	L 64-68
Feb. 13	*at #1 South Carolina	L 53-79
Feb. 16	*LSU	W 65-60
Feb. 20	*#9 MISSISSIPPI STATE	SECN 8 pm
Feb. 23	*at Texas A&M	ESPN2 3 pm
Feb. 27	*at Missouri	+ 7 pm
Mar. 1	*TENNESSEE	SECN 2 pm
Mar. 4-8	SEC Tournament	Greenville
M20-23	NCAA First-Second Rounds	TBD
M27-30	NCAA Regionals	TBD
Apr 3-5	Women's Final Four	New Orleans

All times Central. Home Games in **BOLD CAPS**.
 1 - Gulf Coast Showcase (Estero, Fla.)
 2 - SEC/Big 12 Challenge
 + = SEC Network+ / ESPN3.com

AUBURN ATHLETICS COMMUNICATIONS

KIRK SAMPSON..... Associate AD
 kirk@auburn.edu
 WES TODD..... Assistant Director/WBB Contact
 wlt0006@auburn.edu
 C: 334-750-5682

Web..... AuburnTigers.com
 Twitter..... @AuburnWBB
 Facebook..... /AuburnWBB
 Instagram..... @AuburnWBB
 Office Phone..... (334) 844-9800



GAME 24

#9 Mississippi State (22-4, 10-2)

Thursday, Feb. 20, 2020 • 8 p.m. CT



Site Auburn, Ala.
 Venue Auburn Arena (9,121)
 TV SEC Network (Eric Frede, Tamika Catchings)
 Radio WTGZ 93.9 FM (Brit Bowen, Larry DiChiara)
 Audio Webcast AuburnTigers.com/watch
 Live Stats AuburnStats.com
 Twitter @AuburnWBB
 Series Record Auburn leads 35-23
 at Auburn Auburn leads 20-7
 Last Meeting #9 Mississippi State 78, Auburn 73 (Jan. 30, 2020, at Starkville)

GAMEDAY BREAKDOWN


AUBURN TIGERS

Rankings..... AP: NR | Coaches: NR
 2019-20 Record..... 9-14
 SEC..... 3-9
 Home 7-4
 Away 1-8
 Neutral 1-2
 Streak..... W1
 Head Coach..... Terri Williams-Flournoy
 Record at AU (Yrs.)..... 133-115 (8th)
 Overall Record (Yrs.)..... 276-219 (16th)
 Record vs. MSU 3-7

MSU BULLDOGS

Rankings..... AP: 9 | Coaches: 9
 2019-20 Record..... 22-4
 SEC..... 10-2
 Home 11-1
 Away 7-2
 Neutral 4-1
 Streak..... L1
 Head Coach..... Vic Schaefer
 Record at MSU (Yrs.)..... 215-60 (8th)
 Overall Record (Yrs.)..... 295-170 (15th)
 Record vs. Auburn..... 7-3

AUBURN PROJECTED STARTERS (based on last game)



DAISA ALEXANDER
 G • SR • 5-8
 Decatur, Ga.

PPG: 12.9
 RPG: 3.7
 APG: 3.0




ROBYN BENTON
 G • SO • 5-9
 Atlanta, Ga.

PPG: 9.7
 RPG: 3.1
 APG: 1.4



LAUREN HANSEN
 G • SO • 5-7
 Atlanta, Ga.

PPG: 7.8
 RPG: 1.4
 APG: 1.6



UNIQUE THOMPSON
 F • JR • 6-3
 Theodore, Ala.

PPG: 16.7
 RPG: 11.7
 APG: 1.8



ERIN HOWARD
 F/G • SO • 6-2
 Madison, Wis.

PPG: 6.3
 RPG: 4.5
 APG: 1.0

OFF THE BENCH

No.	Pos.	Name	Ht.	Year	PPG	RPG	Hometown
2	G	Sania Wells	5-7	Fr.	1.7	0.9	Moss Point, Miss.
3	G	Annie Hughes	5-9	Fr.	3.1	1.5	Dutton, Ala.
5	G	Brooke Moore	5-7	So.	10.4	1.7	Atlanta, Ga.
10	F	Kiyae' White	6-2	R-So.	3.7	4.8	Macungie, Pa.
*14	F	Jala Jordan	6-2	So.	--	--	Philadelphia, Pa. (WVU)
*23	G	Honesty Scott-Grayson	5-9	So.	--	--	Brick, N.J. (Baylor)
30	G	Morgan Robinson-Nwagwu	5-8	Fr.	1.5	1.4	Norcross, Ga.
35	F	Natalie Kelly	6-3	So.	0.4	0.5	Albany, La.

*ineligible for 2019-20 season per NCAA transfer rules

Head Coach: Terri Williams-Flournoy

Assistants: Ty Evans, La'Keshia Frett Meredith, Clarisse Garcia

#WarEagle
#TeamOfExcellence



AuburnTigers.com



@AuburnWBB | @AuburnTigers
@AUCoachFlo



/AuburnWBB
/AuburnTigers

TEAM SCHEDULE AND MEDIA AVAILABILITY >> FEBRUARY 17-23 (times Central unless noted otherwise)

MONDAY February 17	TUESDAY February 18	WEDNESDAY February 19	THURSDAY February 20	FRIDAY February 21	SATURDAY February 22	SUNDAY February 23
OFF DAY	PRACTICE 2:30-5:30 p.m. Auburn Arena	PRACTICE 2:30-6 p.m. Auburn Arena	GAME 8:00 Auburn vs. Mississippi State	PRACTICE 2:30-5:30 p.m. Auburn Arena	PRACTICE 10 a.m.-1 p.m. Auburn Arena	GAME 3:00 Auburn at Texas A&M
	COACH FLO SHOW 6-7 p.m. Moe's BBQ - Bent Creek Rd		Interviews Postgame		TRAVEL to College Station, Texas	Interviews Postgame Return to Auburn

AUBURN ATHLETICS COMMUNICATIONS

QUICK FACTS

AUBURNTIGERS.COM

For updated game notes, statistics and all the latest information on Auburn basketball and gameday activities, go to AuburnTigers.com.

INTERVIEW POLICIES

- Coach Williams-Flournoy, assistant coaches and selected athletes are available for phone and personal interviews by contacting Wes Todd in the athletic communications office.
- Following home games, interviews with Coach Flo and selected players will be conducted in the media room following a 10-minute cooling-off period. Visiting coaches and players, if requested, will be available first.
- Interviews following road contests will be conducted in accordance with the home team's media policies.
- Practices are generally closed to the public, but media may cover practice with advance notice.**

CREDENTIALS

Anyone wishing to cover Auburn women's basketball should contact Wes Todd in the communications office at least one day in advance in order to make the proper arrangements. Game credentials will be held at media will call, located inside the scholarship entrance at Auburn Arena. Parking passes are not needed.

GAME DAY SERVICES

Notes for both teams and flip cards will be provided prior to the game. Stats will be distributed at halftime and after the game. Wireless internet is available in the Arena.

VIDEO SERVICES

FTP feeds of selected Auburn basketball highlights are available for the media. A number of studio and satellite services may be arranged for electronic media by calling War Eagle Productions at 334-750-4345.

COMMUNICATIONS STAFF

- Wes Todd Women's Basketball contact
cell: 334-750-5682
email: wlt0006@auburn.edu
- Grant Keith Student assistant/WBB
email: gak0005@auburn.edu
- Kirk Sampson Associate AD
cell: 334-750-1385
email: sampska@auburn.edu

GENERAL INFORMATION

Location..... Auburn, Ala.
Founded1856
Enrollment.....30,440
Nickname Tigers
Colors..... Burnt Orange and Navy Blue
Facility (Capacity) Auburn Arena (9,121)
Interim President..... Dr. Jay Gogue
Director of Athletics Allen Greene
Sr. Assoc. AD/SWA..... Monique Holland

WOMEN'S BASKETBALL HISTORY

First Year of Women's Basketball1971
All-Time Record (Years)..... 945-492 (49th)
All-Time SEC Record (since 1981)239-244
All-Time Home Record 440-122
at Auburn Arena (since 2010)..... 93-51
NCAA Tournament Appearances..... 21
Last NCAA App./Result.....2019 - First Round
SEC Regular-Season Championships 5
..... 1981, 1987, 1988, 1989, 2009
SEC Tournament Championships..... 4
..... 1981, 1987, 1990, 1997

COACHING & SUPPORT STAFF

Head Coach..... Terri Williams-Flournoy
Alma Mater, Year Penn State, 1991
Overall Record276-219 (.558) / 16th year
Auburn Record 133-115 (.536) / 8th year
Associate Head Coach (Year at Auburn) Ty Evans (8th)
Alma Mater, Year Wisconsin-Whitewater (1995)
Assistant Coach (Year) La'Keshia Frett Meredith (1st)
Alma Mater, Year Georgia (1997)
Assistant Coach (Year at Auburn) Clarisse Garcia (4th)
Alma Mater, Year Villanova (2007)
Strength & Conditioning Coach Lee Taylor
Director of Basketball Operations Bianca Webb
Director of Basketball Services Justin Peak
Special Asst. to the Head Coach Reneisha Hobbs
Athletic Trainer..... Catherine Gordon
Grad. Student Mgrs Anthony Evans, Rebecca Walthall

GAMEDAY EXPERIENCE: AUBURN ARENA

>> Auburn Arena is in its 10th season as home of Auburn Basketball. The Tigers are 93-51 since moving to the Arena in 2010-11. The facility seats 9,121 for basketball and also hosts Auburn volleyball and gymnastics.



TEAM INFORMATION

2018-19 Record 22-10
2018-19 SEC Record 9-7
SEC Finish..... T-6th
Starters Returning/Lost 3/2
Letterwinners Returning/Lost 7/4
Newcomers..... 6

AUBURN TIGERS

Overall: 9-14 SEC: 3-9

Head Coach: Terri Williams-Flournoy (8th Season)

PRONUNCIATION GUIDE

Daisa Alexander - DAY-zha
 Jala Jordan - JAY-lah
 Morgan Robinson-Nwagwu - wah-GOO

Sania Wells - sa-NYE-uh
 Kiyae' White - kye-YAY
 Terri Williams-Flournoy - FluH-NOY

Number	Name	Position	Height	Weight	Year	High School	Stats	Notes																														
0	DAISA ALEXANDER	G	5-8	Sr.	Decatur, Ga.	Southwest DeKalb HS	<table border="1"> <tr><th>Pts</th><th>Reb</th><th>Ast</th><th>Stl</th><th>Blk</th></tr> <tr><td>Season High</td><td>24</td><td>10</td><td>10</td><td>4</td><td>1</td></tr> <tr><td>Career High</td><td>25</td><td>10</td><td>10</td><td>7</td><td>2</td></tr> <tr><th>PPG</th><th>RPG</th><th>APG</th><th>FG</th><th>3FG</th><th>FT</th></tr> <tr><td>19-20</td><td>12.9</td><td>3.7</td><td>3.0</td><td>.388</td><td>.286</td><td>.781</td></tr> </table>	Pts	Reb	Ast	Stl	Blk	Season High	24	10	10	4	1	Career High	25	10	10	7	2	PPG	RPG	APG	FG	3FG	FT	19-20	12.9	3.7	3.0	.388	.286	.781	<p>LAST GAME (vs LSU): 7 pts, 10 ast, 6 reb, 1 stl</p> <ul style="list-style-type: none"> • Preseason All-SEC Second Team (coaches) • 5th in SEC in steals (2.3/game) • Career-high 10 assists vs. LSU (2/16) • Career-high 25 pts at Indiana (12/3/17)
Pts	Reb	Ast	Stl	Blk																																		
Season High	24	10	10	4	1																																	
Career High	25	10	10	7	2																																	
PPG	RPG	APG	FG	3FG	FT																																	
19-20	12.9	3.7	3.0	.388	.286	.781																																
1	ROBYN BENTON	G	5-9	So.	Atlanta, Ga.	Greater Atlanta Christian	<table border="1"> <tr><th>Pts</th><th>Reb</th><th>Ast</th><th>Stl</th><th>Blk</th></tr> <tr><td>Season High</td><td>17</td><td>7</td><td>3</td><td>6</td><td>2</td></tr> <tr><td>Career High</td><td>17</td><td>7</td><td>3</td><td>6</td><td>2</td></tr> <tr><th>PPG</th><th>RPG</th><th>SPG</th><th>FG</th><th>3FG</th><th>FT</th></tr> <tr><td>19-20</td><td>9.7</td><td>3.1</td><td>2.9</td><td>.364</td><td>.340</td><td>.852</td></tr> </table>	Pts	Reb	Ast	Stl	Blk	Season High	17	7	3	6	2	Career High	17	7	3	6	2	PPG	RPG	SPG	FG	3FG	FT	19-20	9.7	3.1	2.9	.364	.340	.852	<p>LAST GAME (vs LSU): 11 pts, 2 reb, 4 stl, 1 ast, 1 blk</p> <ul style="list-style-type: none"> • Career-high 17 pts, 6 reb, 3 ast vs. Ole Miss (1/23) • 6 steals at MSU, vs. Vandy (career-high) • Would be 2nd in SEC in steals if met playing minimums • Missed first nine games of season with injury
Pts	Reb	Ast	Stl	Blk																																		
Season High	17	7	3	6	2																																	
Career High	17	7	3	6	2																																	
PPG	RPG	SPG	FG	3FG	FT																																	
19-20	9.7	3.1	2.9	.364	.340	.852																																
2	SANIA WELLS	G	5-7	Fr.	Moss Point, Miss.	East Central HS	<table border="1"> <tr><th>Pts</th><th>Reb</th><th>Ast</th><th>Stl</th><th>Blk</th></tr> <tr><td>Season High</td><td>8</td><td>3</td><td>3</td><td>2</td><td>-</td></tr> <tr><td>Career High</td><td>8</td><td>3</td><td>3</td><td>2</td><td>-</td></tr> <tr><th>PPG</th><th>RPG</th><th>APG</th><th>FG</th><th>3FG</th><th>FT</th></tr> <tr><td>19-20</td><td>1.7</td><td>0.9</td><td>0.5</td><td>.324</td><td>.273</td><td>.667</td></tr> </table>	Pts	Reb	Ast	Stl	Blk	Season High	8	3	3	2	-	Career High	8	3	3	2	-	PPG	RPG	APG	FG	3FG	FT	19-20	1.7	0.9	0.5	.324	.273	.667	<p>LAST GAME (vs LSU): 1 rebound</p> <ul style="list-style-type: none"> • Career-high 8 points in 21 mins at Miss. State (1/30) • Scored 4 points in Auburn debut at UAB • Ranked as #27 PG nationally by ESPN • Avg. 27 pts, 5 rebs, 4 stls as HS senior
Pts	Reb	Ast	Stl	Blk																																		
Season High	8	3	3	2	-																																	
Career High	8	3	3	2	-																																	
PPG	RPG	APG	FG	3FG	FT																																	
19-20	1.7	0.9	0.5	.324	.273	.667																																
3	ANNIE HUGHES	G	5-9	Fr.	Dutton, Ala.	Pisgah HS	<table border="1"> <tr><th>Pts</th><th>Reb</th><th>Ast</th><th>Stl</th><th>Blk</th></tr> <tr><td>Season High</td><td>12</td><td>7</td><td>4</td><td>3</td><td>-</td></tr> <tr><td>Career High</td><td>12</td><td>7</td><td>4</td><td>3</td><td>-</td></tr> <tr><th>PPG</th><th>RPG</th><th>APG</th><th>FG</th><th>3FG</th><th>FT</th></tr> <tr><td>19-20</td><td>3.1</td><td>1.5</td><td>0.6</td><td>.394</td><td>.333</td><td>.545</td></tr> </table>	Pts	Reb	Ast	Stl	Blk	Season High	12	7	4	3	-	Career High	12	7	4	3	-	PPG	RPG	APG	FG	3FG	FT	19-20	3.1	1.5	0.6	.394	.333	.545	<p>LAST GAME (vs LSU): 3 pts, 1 reb</p> <ul style="list-style-type: none"> • Career-high 7 rebs vs. B-C (12/15) • 3rd AU frosh to start debut since '12 (Thompson, Frerking) • 2019 Alabama Miss Basketball; 1st at AU since W. Boddie • Avg. 21.4 pts, 7.0 rebs, 4.2 asts, 3.5 stls as HS senior
Pts	Reb	Ast	Stl	Blk																																		
Season High	12	7	4	3	-																																	
Career High	12	7	4	3	-																																	
PPG	RPG	APG	FG	3FG	FT																																	
19-20	3.1	1.5	0.6	.394	.333	.545																																
5	BROOKE MOORE	G	5-7	So.	Atlanta, Ga.	Henry County HS	<table border="1"> <tr><th>Pts</th><th>Reb</th><th>Ast</th><th>Stl</th><th>Blk</th></tr> <tr><td>Season High</td><td>20</td><td>4</td><td>3</td><td>4</td><td>1</td></tr> <tr><td>Career High</td><td>23</td><td>4</td><td>3</td><td>4</td><td>1</td></tr> <tr><th>PPG</th><th>RPG</th><th>SPG</th><th>FG</th><th>3FG</th><th>FT</th></tr> <tr><td>19-20</td><td>10.4</td><td>1.7</td><td>1.2</td><td>.326</td><td>.261</td><td>.775</td></tr> </table>	Pts	Reb	Ast	Stl	Blk	Season High	20	4	3	4	1	Career High	23	4	3	4	1	PPG	RPG	SPG	FG	3FG	FT	19-20	10.4	1.7	1.2	.326	.261	.775	<p>LAST GAME (vs LSU): DNP</p> <ul style="list-style-type: none"> • Missed last 5 games with injury • Season-high 20 points, 4-6 3FG at South Alabama (12/4) • Began career 21-of-21 FTs • Career-high 23 pts, 5 3FG vs. Alabama St. (12/29/18)
Pts	Reb	Ast	Stl	Blk																																		
Season High	20	4	3	4	1																																	
Career High	23	4	3	4	1																																	
PPG	RPG	SPG	FG	3FG	FT																																	
19-20	10.4	1.7	1.2	.326	.261	.775																																
10	KIYAE' WHITE	F	6-2	R-So.	Macungie, Pa.	Emmaus HS	<table border="1"> <tr><th>Pts</th><th>Reb</th><th>Ast</th><th>Stl</th><th>Blk</th></tr> <tr><td>Season High</td><td>12</td><td>11</td><td>4</td><td>3</td><td>1</td></tr> <tr><td>Career High</td><td>12</td><td>11</td><td>4</td><td>3</td><td>1</td></tr> <tr><th>PPG</th><th>RPG</th><th>SPG</th><th>FG</th><th>3FG</th><th>FT</th></tr> <tr><td>19-20</td><td>3.7</td><td>4.8</td><td>0.7</td><td>.517</td><td>.000</td><td>.520</td></tr> </table>	Pts	Reb	Ast	Stl	Blk	Season High	12	11	4	3	1	Career High	12	11	4	3	1	PPG	RPG	SPG	FG	3FG	FT	19-20	3.7	4.8	0.7	.517	.000	.520	<p>LAST GAME (vs LSU): 2 pts, 2 reb, 1 stl, 1 blk</p> <ul style="list-style-type: none"> • Career-high 12 pts, 6-8 FT vs. St. Joseph's • Career-high 11 rebs, 4 asts in 1st career start vs. Wofford • Played in 29 games as redshirt freshman in '19 • Redshirted '17-18 while rehabbing knee injury
Pts	Reb	Ast	Stl	Blk																																		
Season High	12	11	4	3	1																																	
Career High	12	11	4	3	1																																	
PPG	RPG	SPG	FG	3FG	FT																																	
19-20	3.7	4.8	0.7	.517	.000	.520																																
13	LAUREN HANSEN	G	5-8	Fr.	Long Island, N.Y.	Ward Melville HS	<table border="1"> <tr><th>Pts</th><th>Reb</th><th>Ast</th><th>Stl</th><th>Blk</th></tr> <tr><td>Season High</td><td>24</td><td>6</td><td>4</td><td>4</td><td>-</td></tr> <tr><td>Career High</td><td>24</td><td>6</td><td>4</td><td>4</td><td>-</td></tr> <tr><th>PPG</th><th>RPG</th><th>APG</th><th>FG</th><th>3FG</th><th>FT</th></tr> <tr><td>19-20</td><td>7.8</td><td>1.4</td><td>1.6</td><td>.351</td><td>.330</td><td>.864</td></tr> </table>	Pts	Reb	Ast	Stl	Blk	Season High	24	6	4	4	-	Career High	24	6	4	4	-	PPG	RPG	APG	FG	3FG	FT	19-20	7.8	1.4	1.6	.351	.330	.864	<p>LAST GAME (vs LSU): 16 pts, 1 reb, 4-6 3FG</p> <ul style="list-style-type: none"> • Career-hi 24 pts, 7-14 3FG vs. Drake • Scored SEC-best 18 pts vs. VU; hit 5-5 FT • 7 3FG vs. Drake most for AU player since 1/1/17 • Made Auburn debut vs. ODU; missed 1st game w/ injury
Pts	Reb	Ast	Stl	Blk																																		
Season High	24	6	4	4	-																																	
Career High	24	6	4	4	-																																	
PPG	RPG	APG	FG	3FG	FT																																	
19-20	7.8	1.4	1.6	.351	.330	.864																																
14	JALA JORDAN	F	6-2	So.	Philadelphia, Pa.	West Virginia		<ul style="list-style-type: none"> • Will redshirt this season after transfer from WVU • Appeared in 25 games as freshman at WVU • Ranked #14 wing in class of '18 by ESPN 																														
20	UNIQUE THOMPSON	F	6-3	Jr.	Theodore, Ala.	Faith Academy	<table border="1"> <tr><th>Pts</th><th>Reb</th><th>Ast</th><th>Stl</th><th>Blk</th></tr> <tr><td>Season High</td><td>31</td><td>19</td><td>6</td><td>4</td><td>2</td></tr> <tr><td>Career High</td><td>31</td><td>19</td><td>6</td><td>4</td><td>6</td></tr> <tr><th>PPG</th><th>RPG</th><th>APG</th><th>FG</th><th>3FG</th><th>FT</th></tr> <tr><td>19-20</td><td>16.7</td><td>11.7</td><td>1.8</td><td>.578</td><td>-</td><td>.701</td></tr> </table>	Pts	Reb	Ast	Stl	Blk	Season High	31	19	6	4	2	Career High	31	19	6	4	6	PPG	RPG	APG	FG	3FG	FT	19-20	16.7	11.7	1.8	.578	-	.701	<p>LAST GAME (vs LSU): 23 pts, 6 reb, 2 ast, 2 stl, 1 blk</p> <ul style="list-style-type: none"> • Preseason All-SEC Second Team (coaches/media) • Leads SEC in rebounds, 4th in scoring • 19 double-doubles this season; 39 career (2nd AU history) • Scored 1,000th career point at Kentucky (1/27)
Pts	Reb	Ast	Stl	Blk																																		
Season High	31	19	6	4	2																																	
Career High	31	19	6	4	6																																	
PPG	RPG	APG	FG	3FG	FT																																	
19-20	16.7	11.7	1.8	.578	-	.701																																
23	HONESTY SCOTT-GRAYSON	G	5-9	So.	Brick, N.J.	Baylor		<ul style="list-style-type: none"> • Will redshirt this season after transfer from Baylor • Appeared in 28 games as frosh at Baylor; avg. 2.5 ppg • 2018 McDonald's All-American • Bronze medal w/ USA Basketball U16 Team in '16 • Ranked as #20 overall prospect, #3 guard by ESPN 																														
24	ERIN HOWARD	F/G	6-1	So.	Madison, Wis.	Madison East HS	<table border="1"> <tr><th>Pts</th><th>Reb</th><th>Ast</th><th>Stl</th><th>Blk</th></tr> <tr><td>Season High</td><td>15</td><td>7</td><td>3</td><td>4</td><td>3</td></tr> <tr><td>Career High</td><td>15</td><td>8</td><td>5</td><td>4</td><td>3</td></tr> <tr><th>PPG</th><th>RPG</th><th>SPG</th><th>FG</th><th>3FG</th><th>FT</th></tr> <tr><td>19-20</td><td>6.3</td><td>4.5</td><td>1.5</td><td>.340</td><td>.284</td><td>.611</td></tr> </table>	Pts	Reb	Ast	Stl	Blk	Season High	15	7	3	4	3	Career High	15	8	5	4	3	PPG	RPG	SPG	FG	3FG	FT	19-20	6.3	4.5	1.5	.340	.284	.611	<p>LAST GAME (vs LSU): 3 pts, 6 reb, 1 ast, 2 stl, 1 blk</p> <ul style="list-style-type: none"> • Career-high 15 pts at Alabama (2/9) • Had 14 pts, 7 reb at South Alabama (12/4) • Tip-in at buzzer vs. Dayton to force OT (11/30) • Appeared in 31 games as freshman, started 17
Pts	Reb	Ast	Stl	Blk																																		
Season High	15	7	3	4	3																																	
Career High	15	8	5	4	3																																	
PPG	RPG	SPG	FG	3FG	FT																																	
19-20	6.3	4.5	1.5	.340	.284	.611																																
30	MORGAN ROBINSON-NWAGWU	G	5-8	Fr.	Norcross, Ga.	Norcross HS	<table border="1"> <tr><th>Pts</th><th>Reb</th><th>Ast</th><th>Stl</th><th>Blk</th></tr> <tr><td>Season High</td><td>6</td><td>4</td><td>4</td><td>3</td><td>1</td></tr> <tr><td>Career High</td><td>6</td><td>4</td><td>4</td><td>3</td><td>1</td></tr> <tr><th>PPG</th><th>RPG</th><th>APG</th><th>FG</th><th>3FG</th><th>FT</th></tr> <tr><td>19-20</td><td>1.5</td><td>1.4</td><td>1.6</td><td>.197</td><td>.200</td><td>.533</td></tr> </table>	Pts	Reb	Ast	Stl	Blk	Season High	6	4	4	3	1	Career High	6	4	4	3	1	PPG	RPG	APG	FG	3FG	FT	19-20	1.5	1.4	1.6	.197	.200	.533	<p>LAST GAME (vs LSU): 2 reb, 1 ast</p> <ul style="list-style-type: none"> • Career-high 6 points, 2 steals vs. Florida (1/9) • Scored first AU points at UAB (11/21) • Ranked as No. 28 guard by ESPN • 1st-team all-state; regional player of the year
Pts	Reb	Ast	Stl	Blk																																		
Season High	6	4	4	3	1																																	
Career High	6	4	4	3	1																																	
PPG	RPG	APG	FG	3FG	FT																																	
19-20	1.5	1.4	1.6	.197	.200	.533																																
35	NATALIE KELLY	F	6-3	So.	Albany, La.	Albany HS	<table border="1"> <tr><th>Pts</th><th>Reb</th><th>Ast</th><th>Stl</th><th>Blk</th></tr> <tr><td>Season High</td><td>3</td><td>2</td><td>-</td><td>1</td><td>-</td></tr> <tr><td>Career High</td><td>3</td><td>3</td><td>-</td><td>1</td><td>1</td></tr> <tr><th>PPG</th><th>RPG</th><th>SPG</th><th>FG</th><th>3FG</th><th>FT</th></tr> <tr><td>19-20</td><td>0.4</td><td>0.5</td><td>0.1</td><td>1.000</td><td>-</td><td>.500</td></tr> </table>	Pts	Reb	Ast	Stl	Blk	Season High	3	2	-	1	-	Career High	3	3	-	1	1	PPG	RPG	SPG	FG	3FG	FT	19-20	0.4	0.5	0.1	1.000	-	.500	<p>LAST GAME (vs LSU): DNP</p> <ul style="list-style-type: none"> • Scored career-high 3 pts vs. St. Joseph's • Appeared in 12 games as freshman • Scored first collegiate FG vs. UL-Lafayette (11/25/18) • Career-high 3 rebs vs. Samford, Alabama St.
Pts	Reb	Ast	Stl	Blk																																		
Season High	3	2	-	1	-																																	
Career High	3	3	-	1	1																																	
PPG	RPG	SPG	FG	3FG	FT																																	
19-20	0.4	0.5	0.1	1.000	-	.500																																

Inside the Matchup

Auburn vs. Mississippi State 35-23 (.603)

In Auburn: 20-7
 --At Auburn Arena: 2-4
 In Starkville: 14-14
 Neutral Sites: 1-2
 Trend: MSU has won last seven meetings

Jan. 3, 1977	W	71-70 (OT)	Auburn
Jan. 4, 1978	L	56-73	Starkville, Miss.
Jan. 22, 1979	L	56-65	Auburn
Feb. 19, 1979	L	61-64	Starkville, Miss.
Jan. 9, 1980	W	70-65	Starkville, Miss.
Jan. 19, 1981	W	72-59	Auburn
Jan. 16, 1982	W	68-47	Auburn
Feb. 13, 1982	W	80-61	Starkville, Miss.
Jan. 3, 1983	W	77-59	Auburn
Feb. 12, 1983	W	83-65	Starkville, Miss.
Jan. 12, 1984	W	72-47	Auburn
Feb. 11, 1984	W	60-49	Starkville, Miss.
Jan. 7, 1985	W	79-49	Auburn
Feb. 9, 1985	W	78-57	Starkville, Miss.
Jan. 11, 1986	W	82-32	Starkville, Miss.
Feb. 11, 1987	W	82-35	Auburn
Jan. 16, 1988	W	76-65	Starkville, Miss.
Mar. 5, 1988	W	78-48	Albany, Ga.*
Jan. 11, 1989	W	77-35	Auburn
Jan. 10, 1990	W	83-48	Starkville, Miss.
Jan. 26, 1991	W	89-38	Auburn
Feb. 2, 1992	L	51-62	Starkville, Miss.
Jan. 30, 1993	W	72-64	Auburn
Feb. 12, 1994	W	85-47	Starkville, Miss.
Feb. 11, 1995	W	77-63	Auburn
Jan. 20, 1996	L	67-71	Starkville, Miss.
Jan. 18, 1997	W	77-59	Auburn
Jan. 25, 1998	L	59-63	Starkville, Miss.
Jan. 24, 1999	W	57-46	Auburn
Jan. 27, 2000	L	74-68(OT)	Starkville, Miss.
Mar. 3, 2000	L	66-56	Chattanooga, Tenn.*
Jan. 25, 2001	W	78-48	Auburn
Jan. 20, 2002	W	81-61	Auburn
Feb. 3, 2002	L	57-76	Starkville, Miss.
Jan. 23, 2003	L	60-69	Starkville, Miss.
Mar. 2, 2003	L	56-65	Auburn
Jan. 29, 2004	W	80-53	Auburn
Feb. 27, 2005	L	68-75(OT)	Starkville, Miss.
Jan. 29, 2006	W	74-44	Auburn
Feb. 4, 2007	W	63-57	Starkville, Miss.
Feb. 3, 2008	W	68-42	Auburn
Feb. 15, 2009	W	63-58	Starkville, Miss.
Jan. 3, 2010	L	58-73	Auburn
Feb. 21, 2010	W	50-36	Starkville, Miss.
Jan. 20, 2011	W	45-41	Starkville, Miss.
Feb. 6, 2011	L	45-57	Auburn
March 3, 2011	L	47-49	Nashville, Tenn.*
Jan. 22, 2012	L	57-62	Starkville, Miss.
March 3, 2013	W	74-65	Auburn
Jan. 5, 2014	W	82-74	Starkville, Miss.
Feb. 9, 2014	W	51-43	Auburn
March 27, 2014	L	54-59	Starkville, Miss.!
Jan. 26, 2015	L	48-59	Auburn
Jan. 7, 2016	L	45-60	Starkville, Miss.
Feb. 2, 2017	L	47-77	Auburn
Feb. 22, 2018	L	61-82	Starkville, Miss.
Jan. 14, 2019	L	59-85	Auburn
Jan. 20, 2020	L	73-78	Starkville, Miss.

*SEC Tournament
 !WNIT

Auburn Women's Basketball Quick Hitters

- This is the 59th meeting between Auburn and Mississippi State in women's basketball
- Auburn leads the series 35-23 but MSU has won the last seven meetings
- Auburn owns a 20-7 edge over MSU in games played in Auburn
- Mississippi State won 78-73 in the teams' earlier meeting Jan. 30 in Starkville
- Auburn is No. 105 in the latest NCAA RPI (as of 2/18) and has the third-highest RPI of any team with a losing record
- Auburn's strength of schedule ranks 11th nationally
- The Tigers picked up their third SEC win and third straight home win with a 65-60 win over LSU on Feb. 16
- Auburn has shot 50% on 3-pointers in two straight games (7-14 at South Carolina; 8-16 vs. LSU)
- Daisa Alexander had a career-high 10 assists vs. LSU, the first double-digit assist SEC game for an Auburn player since Janiah McKay had 13 vs. Ole Miss in 2017
- Auburn picked up its second SEC win of the season on Feb. 2, defeating Vanderbilt 70-62 at home to avenge a 22-point loss in Nashville earlier in the season
- Sophomore Robyn Benton scored a career-high 17 points and had a career-high 6 rebounds in the win over Ole Miss
- Benton had a career-high 6 steals at Mississippi State then matched that against Vandy; both mark the top steals total by an Auburn player this year
- Auburn's 55 rebounds vs. Ole Miss (1/23) were its most in a game since pulling down 57 in at Marquette in an overtime loss in 2015; it was the most in a regulation game since grabbing 61 vs. Stephen F. Austin (12/17/07)
- The Tigers' 55 rebounds were also their most in an SEC game since at least 2000
- Unique Thompson has 19 double-doubles in 23 games this year, which leads NCAA Division I; she has 39 career double-doubles, which ranks 2nd in Auburn history and first among active SEC players
- Thompson's next double-double will tie the Auburn career record (40, DeWanna Bonner)
- Thompson scored her 1,000th career point at Kentucky (1/27), becoming the 35th player in Auburn history to reach that milestone
- Thompson's 826 career rebounds rank 2nd among active SEC players and 8th in Auburn history
- Thompson's 31-point, 15-rebound effort at TCU (12/7) was Auburn's first 30-15 game since Dec. 19, 2008, when DeWanna Bonner had 30 points and 16 rebounds vs. George Washington
- Senior Daisa Alexander scored her 1,000th career point in Auburn's win over Jacksonville State (12/28); she was the 34th Tiger to reach that milestone
- Alexander missed the Florida and Alabama games with an ankle injury suffered vs. Arkansas; she returned with 17 points at Georgia, a career-high 10 rebounds vs. Ole Miss, and a season-high 7 assists vs. Kentucky
- Alexander's 207 career steals rank second among active SEC players; her 1,110 points are 7th among active players
- The Tigers have employed eight different starting lineups this year; eight of 11 active players have drawn starts
- Freshman Lauren Hansen hit 7 3-pointers vs. Drake, one shy of the Auburn single-game record and the most by an Auburn player since Brandy Montgomery made 7 3-pointers at Florida on Jan. 1, 2017

Moving On Up (Auburn Career Milestone Watch) . . .

- **Unique Thompson** is 2nd in career double-doubles with 39 (Lauretta Freeman); needs 1 to tie for Auburn career record (DeWanna Bonner, 40)
- **Unique Thompson** is 8th in career rebounds with 826, needs 101 to tie for 7th (Le'Coie Willingham, 927)
- **Unique Thompson** is 1st in career rebounding average at 10.1; Marianne Merritt (1975-79) is 2nd at 10.0
- **Unique Thompson** scored her 1,000th career point at Kentucky (1/27); needs 52 points to enter the Auburn top 30
- **Daisa Alexander** is 9th in career 3-point FG made with 124; needs 23 to tie for 8th (Katie Frerking, 147)
- **Daisa Alexander** is 8th in career 3-point attempts with 374; needs 126 to tie for 7th (Samantha Williams, 500)
- **Daisa Alexander** needs 1 steal to enter the Auburn all-time top 10 (10th: DeWanna Bonner, 208)
- **Daisa Alexander** scored her 1,000th career point vs. Jacksonville State (12/28); needs 24 points to enter the Auburn top 30

INDIVIDUAL CATEGORY LEADERS

Auburn	Mississippi State
Unique Thompson - 16.7.....Points.....	Rickea Jackson - 14.3
Unique Thompson - 11.7.....Rebounds.....	Jessika Carter - 8.9
Daisa Alexander - 3.0.....Assists.....	Myah Taylor - 4.2
Robyn Benton - 2.9.....Steals.....	Myah Taylor - 2.0
Erin Howard - 0.7.....Blocks.....	Jessika Carter - 1.8
Unique Thompson - 32.4.....Minutes Played.....	Rickea Jackson - 29.2
Unique Thompson - .578.....Field Goal Percentage.....	Jessika Carter - .595
Robyn Benton - .340.....3-Point Percentage.....	Chloe Bibby - .360
Daisa Alexander - .781.....Free-Throw Percentage.....	Jessika Carter - .704

OPENING TIP

» Auburn gets the late tip in SEC play Thursday night as the Tigers host No. 9 Mississippi State. Game time is 8 p.m. CT at Auburn Arena.

» Auburn is 9-14 overall, 3-9 in SEC play, and coming off a 65-60 win over LSU Sunday at home.
 » Mississippi State is 22-4 overall, 10-2 in SEC play. The Bulldogs fell at Kentucky 73-62 Sunday.

LAST TIME OUT

» Unique Thompson scored a game-high 23 points and Daisa Alexander had a career-high 10 assists as the Auburn women's basketball team never trailed in earning its third straight home win, a 65-60 victory over LSU Sunday afternoon at Auburn Arena.
 » Auburn led by as many as 15 points late in the fourth quarter before a flurry of turnovers allowed LSU to cut the lead to as few as four. But Auburn was able to get a pair of late stops and make free throws late to overcome the furious LSU rally.
 » Thompson's 23 points led all scorers; she also finished with six rebounds, two assists, two steals and a block. Hansen scored 16 points, hitting 4-of-6 3-point attempts on the day. And Benton added 11 points along with a game-high four steals.
 » Alexander's 10 assists were the most for an Auburn player in an SEC game since Janiah McKay had 13 against Ole Miss during the 2017 season. Alexander also had seven points and six rebounds.

UP NEXT

» The Tigers hit the road for their next two games, beginning with a trip to College Station, Texas, to face No. 16 Texas A&M. Game time is 3 p.m. CT at Reed Arena.

AN AUBURN WIN WOULD...

» Be the Tigers' fourth straight home victory.
 » Snap a seven-game losing streak against Mississippi State.
 » Be Auburn's first top-10 victory since defeating then-No. 7 Kentucky 66-61 on Jan. 3, 2016.

AUBURN-MSU SERIES

» This is the 58th meeting between Auburn and Mississippi State in women's basketball. Auburn is 35-22 against the Bulldogs, but MSU has won the last six meetings.

**LAST MEETING: Jan. 30, 2020 (at Starkville)
#9 Mississippi State 78, Auburn 73**

» One of the best all-around efforts of the season from the Auburn women's basketball team came up just short as the Tigers dropped a 78-73 decision at No. 9 Mississippi State.
 » The Tigers had their best shooting night and scoring output in SEC play so far and led by as many as nine points early in the second half, but a string of Auburn turnovers late in the third quarter allowed the Bulldogs to pull ahead and stay there.
 » For the third time this season, Auburn had two players top the 20-point mark. Unique Thompson led the way with a 21-point, 11-rebound effort, picking up her 18th double-double of the season and 38th of her career, moving her into a tie for second on the all-time Auburn list.
 » Daisa Alexander added 20 points, her fifth effort of 20 or more points this year, and matched her career-high with four 3-pointers on the night. Robyn Benton added 14 points to give Auburn three

players in double-figures, and freshman Sania Wells, a Mississippi native, added a career-high eight points in a return to her home state.

SCOUTING MSU

» Mississippi State is 22-4 overall, 10-2 in SEC play, and ranked No. 9 in both the AP and Coaches' polls.
 » The Bulldogs have the third-best scoring offense in the SEC, averaging 79.3 points per game, while giving up just 58.5. They are the league's second-best shooting team at 46.8%.
 » Rickea Jackson, who scored 22 points in the first meeting with Auburn, is MSU's leader with 14.3 points/game. Jessica Carter (13.5 ppg) and Jordan Danberry (12.3 ppg) give the Bulldogs three players in double-figures. Carter is the team's leading rebounder with 8.9/game.

SCOUTING AUBURN

» The Tigers are among the most inexperienced teams in the country with just two upperclassmen on their 13-player roster. With four freshmen and seven sophomores, Auburn is one of just eight teams nationwide with three or fewer upperclassmen on its roster.
 » Auburn averages 66.3 points per game but gives up 71.0; the Tigers lead the SEC with 10.7 steals per game, including 11.2/game in conference play.
 » Junior forward Unique Thompson has 19 double-doubles through 23 games, averaging 16.7 points and 11.7 rebounds; she is the leading rebounder and fourth-leading scorer in the Southeastern Conference. She has 39 career double-doubles, which ranks 2nd in Auburn history, first among active SEC players, and is one shy of tying the Auburn career record of 40 (DeWanna Bonner). Thompson scored her 1,000th career point at Kentucky (1/27).
 » Senior guard Daisa Alexander is the Tigers' second-leading scorer, averaging 12.9 points/game. She scored her 1,000th career point against Jacksonville State on Dec. 28, becoming the 34th Tiger to reach that milestone. Alexander also ranks fifth in the SEC in steals (2.1/game). Alexander missed two games with an ankle injury, but returned to the lineup with 17 points at Georgia (1/19) and a career-high 10 rebounds vs. Ole Miss (1/23).
 » Sophomore Robyn Benton made her season debut vs. Bethune-Cookman on Dec. 15, scoring 10 points along with two blocks. She missed the season's first nine games with injury. Benton made her first career start at Georgia (1/19), scoring 12 points to go along with 5 rebounds and 3 steals. She added a career-high 17 points and 6 rebounds in the Tigers' win over Ole Miss (1/23), and she had 6 steals in each of two games vs. MSU and Vandy. Benton is averaging 2.9 steals, which would lead the SEC if she met playing minimums. In SEC play, she leads the league with 3.3 steals/game.
 » Freshman Lauren Hansen earned her first career start at UAB on Nov. 21 in her second collegiate game. Hansen followed that up with an 18-point, 4-steal performance in a win over St. Joseph's, then a 24-point, 4-assist day against Drake where she made seven 3-pointers. She had her best game in SEC play with 18 points against Vanderbilt (2/2).
 » Sophomore Erin Howard scored a career-high 15 points at Alabama (2/9); she has started 11

SEC STANDINGS & SCHEDULE

	<i>(thru games of Feb. 17)</i>					
	SEC Games			All Games		
	W	L	Pct.	W	L	Pct.
South Carolina	12	0	1.000	25	1	.962
Mississippi St.	10	2	.833	22	4	.846
Arkansas	8	4	.667	20	5	.800
Kentucky	8	4	.667	19	5	.792
LSU	8	4	.667	18	6	.750
Texas A&M	8	4	.667	20	5	.800
Tennessee	7	5	.583	17	8	.680
Georgia	5	7	.417	14	11	.560
Florida	5	7	.417	14	11	.560
Alabama	4	8	.333	14	11	.560
AUBURN	3	9	.250	9	14	.391
Missouri	3	9	.250	6	19	.240
Vanderbilt	3	9	.250	13	12	.520
Ole Miss	0	12	.000	7	18	.280

Sunday, Feb. 16

*Georgia 76, Alabama 75 (OT)
 *Arkansas 108, Ole Miss 64
 *Florida 75, Missouri 67
 *Texas A&M 73, Tennessee 71
 *Auburn 65, LSU 60
 *Kentucky 73, Mississippi State 62

Monday, Feb. 17

*South Carolina 95, Vanderbilt 44



Thursday, Feb. 20

*Tennessee at Arkansas, 6 p.m. (SECN)
 *Texas A&M at Georgia, 6 p.m. (SEC+)
 *LSU at South Carolina, 6 p.m. (SEC+)
 *Florida at Alabama, 7 p.m. (SEC+)
 *Kentucky at Ole Miss, 7 p.m. (SEC+)
 *Missouri at Vanderbilt, 7 p.m. (SEC+)
 *Mississippi State at Auburn, 8 p.m. (SECN)

Sunday, Feb. 23

*Vanderbilt at Tennessee, 11 a.m. (ESPN2)
 *South Carolina at Kentucky, 1 p.m. (ESPN2)
 *Alabama at Mississippi State, 1 p.m. (SECN)
 *Georgia at LSU, 2 p.m. (SEC+)
 *Auburn at Texas A&M, 3 p.m. (ESPN2)
 *Arkansas at Florida, 3 p.m. (SECN)
 *Ole Miss at Missouri, 5 p.m. (SECN)

Inside the Numbers

CATEGORY		
	AUBURN	MSU
Points Per Game	66.3	79.3
Scoring Margin	-4.8	+20.8
Field Goal %	39.9%	46.8%
Opp. Field Goal %	45.4%	38.8%
3 pt Field Goal %	29.7%	32.7%
Opp. 3FG %	35.7%	30.0%
Rebounds	36.0	38.1
Opp. Rebounds	34.0	35.9
Rebound Margin	+2.0	+2.2
Turnovers	17.6	13.0
Opp. Turnovers	17.4	21.6
Steals	10.7	9.7
Opp. Steals	8.9	5.4
Blocks	2.0	4.7
Opp. Blocks	2.5	3.8

Associated Press Top 25

(Week 15: Feb. 17)

Rk	Team	Record	Prev
1	South Carolina (27)	24-1	1
2	Baylor (2)	23-1	2
3	Oregon (1)	24-2	3
4	Stanford	23-3	8
5	Louisville	23-3	9
6	Connecticut	21-3	5
7	Maryland	22-4	10
8	UCLA	21-3	7
9	Mississippi State	22-4	6
10	NC State	22-3	4
11	Arizona	21-4	12
12	DePaul	24-3	13
13	Gonzaga	25-2	15
14	Kentucky	19-5	18
15	Oregon State	19-6	11
16	Texas A&M	20-5	16
17	Florida State	20-5	14
18	Northwestern	22-3	19
19	Iowa	21-5	17
20	South Dakota	24-2	21
21	Arizona State	18-8	22
22	Arkansas	20-5	23
23	Missouri State	21-3	24
24	Indiana	20-7	20
25	Princeton	19-1	NR

Also receiving votes: TCU, Florida Gulf Coast, LSU, Tennessee, Central Michigan, Stony Brook, Fresno State

USA TODAY Coaches' Top 25

(Week 15: Feb. 18)

Rk	Team	Record	Prev
1	South Carolina (20)	25-1	1
2	Baylor (8)	23-1	2
3	Oregon (3)	24-2	3
4	Stanford	23-3	7
5	Connecticut	21-3	6
6	Louisville	23-3	9
7	UCLA	22-3	8
8	Maryland	22-4	10
9	Mississippi State	22-4	5
10	NC State	22-3	4
11	Arizona	21-4	12
12	DePaul	24-3	13
13	Gonzaga	25-2	15
14	Oregon State	19-7	11
15	South Dakota	24-2	16
16	Kentucky	19-5	19
17	Texas A&M	20-5	18
18t	Florida State	20-5	14
18t	Missouri State	21-3	17
20	Northwestern	22-3	21
21	Iowa	21-5	20
22	Florida Gulf Coast	26-2	22
23	Princeton	19-1	25
24	Arizona State	18-8	24
25	Arkansas	20-5	NR

Also receiving votes: Indiana, TCU, Stony Brook, Old Dominion, Central Michigan, LSU, Ohio State, Fresno State, Tennessee, Troy.

games in SEC play and is averaging 6.6 points and 4.5 rebounds in conference games.

SEEING DOUBLE

» Junior Unique Thompson has 39 career double-doubles, which ranks 2nd in Auburn history. She is 19-for-23 this season.

» Thompson is one double-double away from the Auburn career record of 40, currently held by DeWanna Bonner (2005-09).

» Thompson is the national leader with 19 double-doubles this year and had the longest streak of the season nationally with 12 in her first 12 games.

» From the final game of last season through the Arkansas game on Jan. 6, Thompson had double-doubles in 13 consecutive games, which is the second-longest streak in Auburn history (Lauretta Freeman, 18, 1992-93).

» Thompson is first among active SEC players in career double-doubles (as of Feb. 17):

Player (School)	19-20	Career
Unique Thompson (Auburn)	19	39
Ayana Mitchell (LSU)	9	36
Rennia Davis (Tennessee)	8	26
N'dea Jones (Texas A&M)	13	23
Ciera Johnson (Texas A&M)	6	18

MORE ABOUT UNIQUE

» Through games of Feb. 17, Unique Thompson is 2nd in the NCAA in offensive rebounds per game (5.0) and is 7th overall in rebounding (11.7). She leads the SEC in both categories. Thompson is also 18th nationally and 4th in the SEC in field goal percentage (57.8%).

» Thompson's 31-point, 16-rebound game at TCU (12/7) was her first 30-point effort and the first for Auburn since Katie Frerking scored 32 at Texas A&M in 2017. It was the first 30/15 game by an Auburn player since DeWanna Bonner vs. George Washington in 2008.

ACROSS THE DIVISIONS

» How does Unique Thompson's double-double prowess stack up across all divisions of college basketball? A comparison of the leaders in every NCAA division, men's and women's (as of 2/17):

Player (School)	Division	19-20
Jamiya Johnson (Davis & Elkins)	D2 Women	21
Nathan Knight (William & Mary)	D1 Men	21
John Mooney (Notre Dame)	D1 Men	21
Mike Rapoza (Anna Maria)	D3 Men	20
Austin Grunder (SUNY Cortland)	D3 Men	20
Unique Thompson (Auburn)	D1 Women	19
Sekou Sylla (Saint Rose)	D2 Men	19
Y. Ramirez-Tejada (Emmanuel)	D3 Women	18
Emily Mealey (Lebanon Valley)	D3 Women	18

A THOUSAND POINTS (AND COUNTING)

» Two Auburn players have topped the career 1,000-point mark so far this season.

» Senior Daisa Alexander scored her 1,000th point against Jacksonville State on Dec. 28, becoming the 34th player in Auburn history to reach that mark.

» Junior Unique Thompson joined Alexander in the 1,000-point club with a 27-point performance at Kentucky on Jan. 27. The last time Auburn had two players reach 1,000 points in the same season was the 2015-16 season when Tra'Ce'e Tanner and Brandy Montgomery both reached the milestone.

AUBURN HONOR ROLL

» Auburn senior Daisa Alexander and junior Unique Thompson were selected to the Preseason All-SEC Second Team by the league's coaches.

» Thompson was also selected to the All-SEC Second Team by a panel of regional and national media.

» Thompson is on the Katrina McClain Award Watch List. The Katrina McClain Award is presented to the top power forward in the country by the WBCA and the Basketball Hall of Fame.

» Thompson was named SEC Player of the Week on Nov. 26 after her performances against UAB and St. Joseph's.

» Thompson earned a second SEC Player of the Week nod after a 20-point, 10-rebound effort against Jacksonville State on Dec. 28.

ON THIS DATE

» Auburn is 5-6 all-time on Feb. 20. The Tigers' last game on this date was a 63-61 overtime loss to Alabama in 2017.

YOUTH WILL BE SERVED

» With just two upperclassmen on a roster of 13 players (11 of whom are eligible this season), Auburn has one of the youngest and most inexperienced teams in all of college basketball. In fact, Auburn is one of just two teams nationwide with two or fewer upperclassmen on their roster.

School	Upperclassmen	% of Active Roster
Auburn	2	18.2% (2/11)
Coppin State	2	18.2% (2/11)
Grand Canyon	3	20.0% (3/15)
Colorado	3	23.1% (3/13)
Ohio State	3	23.1% (3/13)
Oklahoma	3	25.0% (3/12)
South Carolina	3	25.0% (3/12)
Southern California	3	25.0% (3/12)

WORKING OVERTIME

» Auburn played its first overtime game of the season and the 42nd in program history on Nov. 30 when the Tigers defeated Dayton 76-74 in Estero, Fla., at the Gulf Coast Showcase. Erin Howard tipped in a shot at the buzzer to force the OT period after the Tigers had trailed by as many as 13 at halftime.

» Auburn is 22-20 all-time in overtime and has won three straight OT games. The Tigers are 6-4 in the Coach Flo era in overtime games.

OVERTIME GAMES UNDER COACH FLO

Date	Opponent	Location	Result
11/30/19	Dayton	Estero, Fla.	W 76-74
2/3/19	Georgia	Auburn	W 59-58
12/20/18	North Carolina	Myrtle Beach, S.C.	W 86-81
2/20/17	Alabama	Auburn	L 61-63
12/18/16	Virginia Tech	Auburn	L 87-92
1/24/16	Arkansas	Auburn	W 71-60
12/13/15	Marquette	Milwaukee, Wis.	L 69-70
11/28/15	Minnesota	Guaynabo, P.R.	W 81-79
3/2/14	Ole Miss	Oxford, Miss.	L 71-73
2/27/14	Alabama	Auburn	(2OT) W 70-65

STARTING ON DAY ONE

» Freshman Annie Hughes became the seventh Auburn freshman since 2005 to earn a start in her collegiate debut. She was the third under Terri Williams-Flournoy and the seventh since 2005 to be in the starting lineup on night one.

Year Freshman Starter Opponent Stats

2019	Annie Hughes	Wofford	10 pts, 4 ast
2017	Unique Thompson	@Va. Tech	9 pts, 16 reb
2013	Katie Frerking	Ga. Southern	8 pts, 3 reb
2011	Hasina Muhammad	@Mercer	12 pts, 2 reb
2008	Morgan Jennings	@Ala. A&M	4 pts, 4 reb
2005	Sherell Hobbs	UT Pan-Am.	6 pts, 5 reb
2005	DeWanna Bonner	UT Pan-Am.	19 pts, 4 reb

NEW FACES

» Auburn welcomes six newcomers to the roster for 2019-20, four freshmen and two sophomore transfers.

» Joining the Tigers and eligible to play this season are Lauren Hansen (G, 5-8, Long Island, N.Y.); Annie Hughes (G, 5-9, Dutton, Ala.); Morgan Robinson-Nwagwu (G, 5-8, Norcross, Ga.) and Sania Wells (G, 5-7, Moss Point, Miss.)

» Two transfers will also be on the Tigers' roster but ineligible to play this season. Jala Jordan (F, 6-2, Philadelphia, Pa.), joined the Tigers this summer after transferring from West Virginia. And Honesty Scott-Grayson (G, 5-9, Brick, N.J.) enrolled in August after transferring from Baylor. Both players will have three years of eligibility beginning with the 2020-21 season.

TIGERS IN THE PROS

» DeWanna Bonner completed her 10th season in the WNBA in 2019, all with the Phoenix Mercury. Bonner was selected as an All-Star for the third time in her last four seasons, averaging 17.2 points, a career-best 7.6 rebounds, 2.7 assists and 1.3 steals per game while starting all 34 games for the Mercury. She is also playing overseas for Dynamo Kursk in Russia. Bonner was recently traded to the Connecticut Sun, where she will play the 2020 WNBA season.

» Brandy Montgomery is playing in Europe for her third season, currently on the roster of Pas Giannena WBC in Greece. Last year, she played in Luxembourg for Etzella Ettelbruck, averaging a team-best 21.4 points per game. In 2017-18, she played for Visby in Sweden, averaging 16.3 points, 5.1 rebounds and 1.8 assists while helping her team to the league semifinals.

AQUILA DI GUERRA

» Auburn's women's basketball team spent nine days in Italy in August, playing three exhibition games and touring sites across the country in Rome, Florence, Milan, Pisa, Bellagio and others. The Tigers dropped their first game to the Netherlands National Team and fell short in two other games against a professional European all-star team.

LEMME GET THEM (SINGLE) DIGITS

» Since women's college basketball went to a four-quarter game beginning with the 2015-16 season, Auburn has held opponents to single-digit scoring in a quarter 81 times, spanning 57 games. The Tigers are 47-10 in games when they hold teams to less than 10 points in a quarter.

» In games where Auburn holds an opponent to 5 points or less in a single quarter, the Tigers are 11-0.

» In games where Auburn is held to less than 10 points in a quarter, the Tigers have an 19-30 record. It has happened 62 times across 49 games.

» The largest margin in a single quarter was 26 points (30-4) in the fourth quarter of a win over Florida on Dec. 31, 2017.

OPPONENT QUARTERS WITH 5 POINTS OR LESS

Date	Opponent	Points	Qtr.	Result
1/23/20	Ole Miss	2	2	W 59-43
12/28/16	Jacksonville	2	2	W 53-41
2/25/18	Ole Miss	4	2	W 60-55
12/31/17	Florida	4	4	W 84-55
12/3/17	at Indiana	4	1	W 65-53
11/29/17	ULM	4	2	W 67-41
2/17/19	Alabama	5	1	W 77-38
12/29/18	Alabama State	5	1	W 83-50
11/6/18	Grambling	5	2	W 97-48
11/17/16	at NC A&T	5	2	W 68-36
2/14/16	Florida	5	3	W 80-58

AUBURN QUARTERS WITH 30+ POINTS

Date	Opponent	Points	Qtr.	Result
12/2/18	Oklahoma	32	4	W 95-79
11/27/16	Indiana	32	4	W 71-67
12/21/16	vs. Drake	31	3	W 85-80
12/21/16	vs. Drake	31	4	W 85-80
12/6/18	at St. Joseph's	30	1	W 81-70
12/31/17	Florida	30	4	W 84-55
12/9/17	Southern	30	4	W 65-47
11/19/17	Louisiana Tech	30	2	W 75-59
1/8/17	Ole Miss	30	1	W 83-60

Auburn in the SEC & NCAA Stats*(Thru games of 2/17/20)*

Category	Value	SEC	NCAA
Scoring Offense	66.3	9th	155th
Scoring Defense	71.0	13th	305th
Scoring Margin	-4.8	12th	260th
Field Goal Pct.	.399	13th	162nd
Field Goal Pct. Def.	.454	14th	345th
3-pt FG Pct.	.297	12th	237th
3-pt FG Pct. Def.	.357	14th	336th
Free Throw Pct.	.697	6th	165th
Rebounds	36.0	11th	246th
Rebound Margin	+2.1	10th	131st
Off. Rebounds	13.5	6th	--
Def. Rebounds	22.6	13th	--
Assists	11.7	13th	264th
Assist/Turnover	0.7	14th	279th
Blocks	2.0	13th	302nd
Turnover Margin	-0.2	7th	190th
Turnovers Forced	17.4	4th	114th
Steals	10.7	1st	23rd

INDIVIDUALS (All Games)**Scoring**

Unique Thompson	16.7	4th	91st
Daisa Alexander	12.9	17th	--

Rebounding

Unique Thompson	11.7	1st	7th
-----------------	------	-----	-----

Field Goal Pct.

Unique Thompson	.578	4th	18th
-----------------	------	-----	------

Free Throw Pct.

Unique Thompson	.701	11th	--
-----------------	------	------	----

Steals

Daisa Alexander	2.1	5th	92nd
Unique Thompson	1.7	8th	--
Erin Howard	1.5	12th	--

3-Point FG Made

Lauren Hansen	1.5	10th	--
---------------	-----	------	----

Offensive Rebounds

Unique Thompson	5.0	1st	2nd
-----------------	-----	-----	-----

Defensive Rebounds

Unique Thompson	6.7	2nd	--
-----------------	-----	-----	----

Double-Doubles

Unique Thompson	19	1st	1st
-----------------	----	-----	-----

Auburn Career & Season Record Updates

Auburn Career Scoring

No.	Player	Years	Points
1.	DeWanna Bonner	2005-09	2,162
2.	Becky Jackson	1980-84	2,068
3.	Vickie Orr	1985-89	2,035
4.	Marianne Merritt	1975-79	1,979
5.	Carolyn Jones	1988-91	1,831
6.	Natasha Brackett	2001-05	1,716
7.	Janiah McKay	2015-19	1,647
8.	Brandy Montgomery	2013-17	1,644
9.	Mae Ola Bolton	1984-88	1,616
10.	Alli Smalley	2007-11	1,601
11.	Angie Hannah	1978-82	1,583
12.	Tyrese Tanner	2010-14	1,515
13.	Le'Coe Willingham	1999-03	1,475
14.	Lori Monroe	1979-83	1,415
15.	Tasha Hamilton	1997-01	1,402
16.	Sherell Hobbs	2005-09	1,372
17.	Linda Godby	1986-90	1,365
18.	Tra'Cee Tanner	2012-16	1,327
19.	Debra Larkin	1981-85	1,310
20.	C.C. Hayden	1989-92	1,306
21.	Katie Frerking	2013-17	1,271
22.	Conswella Sparrow	1997-00	1,249
23.	Blanche Alverson	2009-13	1,244
24.	Brenda Hill	1981-85	1,222
25.	Monique Morehouse	1992-96	1,191
26.	Lauretta Freeman	1989-93	1,188
27.	Hasina Muhammad	2001-15	1,184
	Sharon Stewart	1984-88	1,184
29.	Ruthie Bolton	1985-89	1,176
30.	Tiffany Krantz	1996-00	1,136
--	Daisa Alexander	2016-present	1,112
--	Unique Thompson	2017-present	1,084

Auburn Career Rebounding

No.	Player	Years	Rebounds
1.	Becky Jackson	1980-84	1,118
2.	DeWanna Bonner	2005-09	1,047
3.	Lori Monroe	1979-83	1,015
4.	Vickie Orr	1985-89	1,006
5.	Lauretta Freeman	1989-93	976
6.	Marianne Merritt	1975-79	972
7.	Le'Coe Willingham	1999-03	927
8.	Unique Thompson	2017-present	826
9.	Monique Morehouse	1992-96	792
10.	Jordan Greenleaf	2006-11	761
	Charlene Thomas	1984-87	761
12.	Tra'Cee Tanner	2012-16	758
13.	Sharon Stewart	1984-88	757
14.	C.C. Hayden	1989-92	749
	Kendall Mago	1988-92	749
16.	Tasha Hamilton	1997-01	663
	Mae Ola Bolton	1984-88	653
18.	Marita Payne	2002-06	630
19.	Katie Frerking	2013-17	627
20.	Sherell Hobbs	2005-09	612
21.	Brenda Hill	1982-85	604
22.	Blanche Alverson	2009-13	602
23.	KeKe Carrier	2005-10	600
24.	Angie Hannah	1978-82	588
	Linda Godby	1986-90	580
26.	Tyrese Tanner	2010-14	572
	Conswella Sparrow	1997-00	572
28.	Diann McNeil	1984-88	498
29.	Samantha Williams	1991-96	495
	Hasina Muhammad	2011-15	494

Auburn Career Rebounding Average

No.	Player	Years	RPG
1.	Unique Thompson	2017-present	10.1
2.	Marianne Merritt	1975-79	10.0
3.	Becky Jackson	1980-84	9.6
4.	DeWanna Bonner	2005-09	8.3
5.	Lori Monroe	1979-83	7.9
6.	C.C. Hayden	1989-92	7.8
7.	Vickie Orr	1985-89	7.7
	Le'Coe Willingham	1999-03	7.7
9.	Mae Ola Bolton	1984-88	6.8
10.	Monique Morehouse	1992-96	6.8

Auburn Career Double-Doubles

No.	Player	Years	D-Ds
1.	DeWanna Bonner	2005-09	40
2.	Unique Thompson	2017-present	39
3.	Lauretta Freeman	1989-93	38
4.	C.C. Hayden	1989-92	30
5.	Le'Coe Willingham	1999-04	29
6.	Vickie Orr	1985-89	27
7.	Monique Morehouse	1992-96	24
8.	Becky Jackson	1980-84	19
9.	Conswella Sparrow	1997-00	15
10.	Tra'Cee Tanner	2012-16	14
11.	Tasha Hamilton	1997-01	13
	Sharon Stewart	1984-88	13
13.	Daniellette Coleman	1992-94	12
	Marita Payne	2002-06	12
15.	Whitney Boddie	2005-09	11
	KeKe Carrier	2005-10	11
17.	Tia Miller	2001-04	8
	Tara Williams	1995-97	8
19.	Katie Frerking	2013-17	7
	Linda Godby	1986-90	7
	Laticia Morris	1995-97	7
	Mandisa Stevenson	2002-04	7
	Tyrese Tanner	2010-14	7
24.	Justine Agbatan	1995-98	6
	Brenda Hill	1982-83	6
	Kendall Mago	1988-92	6
	Samantha Williams	1991-96	6
28.	Ruthie Bolton	1985-89	5
	Jordan Greenleaf	2006-11	5

Auburn Single-Season Double-Doubles

No.	Player	Season	D-Ds
1.	Lauretta Freeman	1992-93	26
2.	Unique Thompson	2019-20	19
3.	DeWanna Bonner	2007-08	15
4.	Monique Morehouse	1995-96	14
5.	Unique Thompson	2018-19	13
	C.C. Hayden	1991-92	13
	Vickie Orr	1988-89	13
8.	DeWanna Bonner	2006-07	12
	Le'Coe Willingham	2003-04	12
	Sharon Stewart	1987-88	12

Auburn Career 3-Point Attempts

No.	Player	Years	3FGA
1.	Brandy Montgomery	2013-17	688
2.	Alli Smalley	2007-11	637
3.	Blanche Alverson	2009-13	618
4.	Natasha Brackett	2001-05	545
5.	Tiffany Krantz	1996-00	520
6.	Katie Frerking	2013-17	518
7.	Samantha Williams	1992-96	500
8.	Daisa Alexander	2016-present	375
9.	Kristen Mulligan	1992-96	370
10.	Shana Askew	1997-01	332

Auburn Career 3-Point FG Made

No.	Player	Years	3FGM
1.	Alli Smalley	2007-11	219
2.	Blanche Alverson	2009-13	213
3.	Brandy Montgomery	2013-17	205
4.	Tiffany Krantz	1996-00	184
5.	Natasha Brackett	2001-05	171
6.	Samantha Williams	1992-96	161
7.	Kristen Mulligan	1992-96	149
8.	Katie Frerking	2013-17	147
9.	Daisa Alexander	2016-present	124
10.	Carolyn Jones	1988-91	103

Auburn Career Steals

No.	Player	Years	Steals
1.	Mae Ola Bolton	1985-88	282
2.	Kristen Mulligan	1993-96	253
3.	Ruthie Bolton	1986-89	246
4.	Debra Larkin	1982-85	242
5.	Helene Baroody	1984-87	240
6.	Katie Frerking	2013-17	234
7.	Sherell Hobbs	2005-09	231
8.	Janiah McKay	2015-19	223
	Hasina Muhammad	2011-15	223
10.	DeWanna Bonner	2005-09	208
--	Daisa Alexander	2016-present	207

TIGERS' RECORD WHEN...

	2019-20	Under Coach Flo
At Home.....	7-4	77-38
On the Road.....	1-8	36-60
At a Neutral Site.....	1-2	20-17
When wearing white.....	7-6	77-34
When wearing orange.....	0-0	7-10
When wearing blue.....	1-7	42-66
When wearing pink.....	1-1	7-5
Leading at the half.....	8-2	105-24
Trailing at the half.....	1-11	28-84
Tied at the half.....	0-1	0-7
Scores 100+ points.....	0-0	0-0
Scores 90-99 points.....	0-0	6-0
Scores 80-89 points.....	2-1	27-2
Scores 70-79 points.....	3-4	39-10
Scores 60-69 points.....	3-4	40-31
Scores fewer than 60 points.....	1-5	19-72
Holds opponent to 41-50 points.....	1-0	32-3
Holds opponent to 31-40 points.....	0-0	7-0
Holds opponent to under 30 points.....	0-0	2-0
Force 25 or more turnovers.....	1-1	52-10
Shoots 50% FG or better.....	2-1	33-3
Shoots 40-49% FG.....	4-5	67-32
Shoots 39.9% or under FG.....	3-8	32-81
Holds opponent under 30% FG.....	1-0	26-2
Shoots higher FG% than opponent.....	6-2	104-23
Shoots lower FG% than opponent.....	3-12	29-87
Shoots same FG% as opponent.....	0-0	0-3
Shoots higher FT% than opponent.....	5-4	58-40
Shoots lower FT% than opponent.....	3-10	72-74
Shoots same FT% as opponent.....	1-0	2-2
Out-rebounds opponent.....	6-5	82-32
Out-rebounded by opponent.....	3-9	45-82
Tied in rebounds.....	0-0	5-2
Versus ranked opponent.....	0-4	5-52
In overtime.....	1-0	6-4
Games decided by 3 points or less.....	2-1	14-17
Games decided by 4-5 points.....	2-3	14-16
Games decided by 6-10 points.....	2-1	31-30
Games decided by 11-20 points.....	3-4	37-31
Games decided by 21-30 points.....	0-5	23-15
Games decided by 30+ points.....	0-0	14-6
On Television/Digital.....	8-10	69-77
In November.....	3-3	33-16
In December.....	3-2	41-10
In January.....	1-7	18-44
In February.....	2-2	25-31
In March.....	0-0	13-13

2019-20 Auburn Superlatives...

First Half

Most points scored in the first quarter.....	25, at UAB (11/21/19)
Most points scored in the second quarter.....	25 at Mississippi State (1/30/20)
Most points scored in the first half.....	42 vs. Drake (12/1/19)
Fewest points scored in the first half.....	18 at Vanderbilt (1/2/20)
Fewest points allowed in the first half.....	18 vs. Jacksonville State (12/28/19)
Most points allowed in the first half.....	47 at Vanderbilt (1/2/20)
Best FG % in the first half.....	.556 at Mississippi State (1/30/20)
Worst FG % in the first half.....	.212 vs. Ole Miss (1/23/20)
Best FG % by an opponent in the first half.....	.679 at Vanderbilt (1/2/20)
Worst FG % by an opponent in the first half.....	.258 vs. Ole Miss (1/23/20)
Most rebounds in the first half.....	32 vs. Ole Miss (1/23/20)
Fewest rebounds in the first half.....	10, 3x; last vs. Florida (1/9/20)
Most rebounds by an opponent in the first half.....	27 at TCU (12/7/19)
Fewest rebounds by an opponent in the first half.....	11, vs. Old Dominion (11/14/19) & at UAB (11/21/19)

Second Half

Most points scored in the third quarter.....	25, vs. Dayton (11/30/19)
Most points scored in the fourth quarter.....	26, vs. Wofford (11/6/19) & at South Alabama (12/4/19)
Most points scored in an overtime period.....	13, vs. Dayton (11/30/19)
Most points scored in the second half.....	49, vs. Wofford (11/6/19)
Fewest points scored in the second half.....	21 at Georgia (1/19/20)
Fewest points allowed in the second half.....	23 vs. Ole Miss (1/23/20)
Most points allowed in the second half.....	58, vs. Wofford (11/6/19)
Best FG % in the second half.....	.652 vs. Bethune-Cookman (12/15/19)
Worst FG % in the second half.....	.200 at Georgia (1/19/20)
Best FG % by an opponent in the second half.....	.692, vs. Old Dominion (11/14/19)
Worst FG % by an opponent in the second half.....	.241 vs. Bethune-Cookman (12/15/19)
Most rebounds in the second half.....	24 vs. Bethune-Cookman (12/15/19)
Fewest rebounds in the second half.....	15 vs. Alabama (1/12/20)
Most rebounds by an opponent in the second half.....	24 vs. LSU (2/16/20)
Fewest rebounds by an opponent in the second half.....	9 vs. Bethune-Cookman (12/15/19)

Game

Most points scored.....	84, vs. Wofford (11/6/19)
Fewest points scored.....	48 vs. Alabama (1/12/20)
Most points allowed.....	89, vs. Old Dominion (11/14/19)
Fewest points allowed.....	43 vs. Ole Miss (1/23/20)
Best FG %.....	.533 at South Alabama (12/4/19)
Worst FG %.....	.275 vs. Alabama (1/12/20)
Best FG % by an opponent.....	.615 vs. Florida (1/9/20)
Worst FG % by an opponent.....	.274 vs. Ole Miss (1/23/20)
Most rebounds.....	55 vs. Ole Miss (1/23/20)
Fewest rebounds.....	29 vs. Middle Tennessee (11/29/19) & vs. Drake (12/1/19)
Most rebounds by an opponent.....	49 at TCU (12/7/19)
Fewest rebounds by an opponent.....	24 vs. Drake (12/1/19)

Miscellaneous

Highest-scoring quarter.....	26, 4Q vs. Wofford (11/6/19) & 4Q at South Alabama (12/4/19)
Lowest-scoring quarter.....	4, 2Q vs. Ole Miss (1/23/20)
Highest-scoring opponent quarter.....	34, 4Q vs. Wofford (11/6/19)
Lowest-scoring opponent quarter.....	2, 2Q vs. Ole Miss (1/23/20)
Largest margin in a single quarter.....	+13 (25-12) 3Q vs. Dayton (11/30/19) & (26-13) 4Q at South Alabama (12/4/19)
Largest margin of victory.....	20, at South Alabama (12/4/19)
Smallest margin of victory.....	2, vs. Wofford (11/6/19) & vs. Dayton (11/30/19)
Largest margin of defeat.....	27 vs. Alabama (1/12/20)
Smallest margin of defeat.....	1 vs. Drake (12/1/19)
Largest halftime lead.....	11, vs. Wofford (11/6/19) & vs. LSU (2/16/20)
Smallest halftime lead.....	1 vs. Ole Miss (1/23/20)
Times tied at halftime.....	1 - 28-28 at Alabama (2/9/20)
Largest halftime deficit.....	29 at Vanderbilt (1/2/20)
Smallest halftime deficit.....	1, at UAB (11/21/19)
Largest rebounding margin.....	+18 vs. Ole Miss (1/23/20)
Smallest rebounding margin.....	+5 vs. Drake (12/1/19)
Last time tied in rebounding.....	
Largest rebounding deficit.....	-9 at Vanderbilt (1/2/20)
Smallest rebounding deficit.....	-1, vs. Arkansas (1/5/20), vs. Florida (1/9/20), vs. Alabama (1/12/20)
Largest deficit overcome to win game.....	13, vs. Dayton (11/30/19)
Largest lead lost.....	11 vs. Drake (12/1/19)

MISCELLANEOUS STATISTICS

Double-Doubles	Season	Career
Unique Thompson	19	39
30+ Point Games	Season	Career
Unique Thompson	1	1
20+ Point Games	Season	Career
Unique Thompson	8	14
Daisa Alexander	5	16
Brooke Moore	1	2
Lauren Hansen	1	1
10+ Rebound Games	Season	Career
Unique Thompson	21	49
Daisa Alexander	1	1
Kiyae' White	1	1
10+ Assist Games	Season	Career
Daisa Alexander	1	1
5+ Steal Games	Season	Career
Robyn Benton	2	2
Daisa Alexander	0	2
5+ Block Games	Season	Career
Unique Thompson	0	1

GAMES LED AUBURN IN...

Scoring	Season	Career
Unique Thompson	11	24
Daisa Alexander	5	22
Brooke Moore	4	5
Robyn Benton	2	3
Lauren Hansen	2	2
Erin Howard	1	1
Rebounding	Season	Career
Unique Thompson	23	70
Daisa Alexander	1	5
Erin Howard	1	2

Assists	Season	Career
Daisa Alexander	12	19
Unique Thompson	6	10
Lauren Hansen	5	5
Morgan Robinson-Nwagwu	3	3
Erin Howard	2	3
Robyn Benton	2	2
Annie Hughes	2	2
Brooke Moore	2	2
Kiyae' White	1	1
Sania Wells	1	1

(includes games where lead was shared)

2019-20 DOUBLE-DOUBLES

Unique Thompson vs. Wofford (25 pts/11 reb)
Unique Thompson vs. ODU (13 pts/10 reb)
Unique Thompson at UAB (24 pts/19 reb)
Unique Thompson vs. St. Joseph's (17 pts/12 reb)
Unique Thompson vs. MTSU (15 pts/10 reb)
Unique Thompson vs. Dayton (20 pts/11 reb)
Unique Thompson vs. Drake (12 pts/11 reb)
Unique Thompson at South Alabama (15 pts/10 reb)
Unique Thompson at TCU (31 pts/15 reb)
Unique Thompson vs. B-CU (16 pts/13 reb)
Unique Thompson vs. Jax St. (20 pts/10 reb)
Unique Thompson at Vanderbilt (14 pts/10 reb)
Unique Thompson vs. Florida (10 pts/10 reb)
Unique Thompson vs. Alabama (16 pts/14 reb)
Unique Thompson at Georgia (13 pts/11 reb)
Unique Thompson vs. Ole Miss (10 pts/13 reb)
Unique Thompson at Kentucky (27 pts/15 reb)
Unique Thompson at Miss. State (21 pts/11 reb)
Unique Thompson vs. Vanderbilt (15 pts/12 reb)

Last Time an Auburn Team...

Scored 90 points	Auburn 96, Elon 44, in Elon, N.C. (Dec. 22, 2018)
Scored 100 points	Auburn 119, Sam Houston State 54, in Auburn, Ala. (Dec. 5, 2008)
Scored 100 points in an SEC game	Auburn 102, Tennessee 96, SEC Tournament in Albany, Ga. (Mar. 6, 1987)
Scored 100 at home	Auburn 119, Sam Houston State 54, in Auburn, Ala. (Dec. 5, 2008)
Scored 80 points and lost	Drake 83, Auburn 82 in Estero, Fla. (Dec. 1, 2019)
Scored 90 points and lost	Kentucky 91, Auburn 90 [2OT], in Auburn, Ala. (Feb. 2, 1986)
Scored 100 points and lost	Never
Scored 110+ points	Auburn 119, Sam Houston State 54, in Auburn, Ala. (Dec. 5, 2008)
Scored 50-59 points in a half	51 (1st half) at Elon in Elon, N.C. (Dec. 22, 2018)
Scored 60 or more points in a half	62 (2nd half) vs. Drake in New Orleans, La. (Dec. 21, 2016)
Scored 30 or more points in a quarter	30 (1st quarter) - at St. Joseph's in Philadelphia, Pa. (Dec. 6, 2018)
Scored 50 points or less in a game	50 - at Georgia in Athens, Ga. (Jan. 19, 2020)
Scored 50 points or less and won	Auburn 47, Missouri 45 [SEC] in Jacksonville, Fla. (March 3, 2016)
Scored 40 points or less in a game	Georgia 63, Auburn 30, in Athens, Ga. (Jan. 28, 2016)
Scored less than 10 points in a quarter	9 points (3rd quarter) vs. LSU in Auburn, Ala. (Feb. 16, 2020)
Scored less than 20 points in a 1st half	18 points at Vanderbilt in Nashville, Tenn. (Jan. 2, 2020)
Scored less than 20 points in a 2nd half	18 points vs. Missouri [SEC] in Jacksonville, Fla. (March 3, 2016)
Had 35+ rebound margin	36 - (52-16) vs. Alabama A&M in Normal, Ala. (Nov. 19, 2013)
Had 25+ rebound margin	33 - (53-26) vs. Grambling State in Auburn, Ala. (Nov. 6, 2018)
Had 20+ rebound margin	33 - (53-26) vs. Grambling State in Auburn, Ala. (Nov. 6, 2018)
Attempted 30 free throws	30 - vs. St. Joseph's in Auburn, Ala. (Nov. 24, 2019)
Attempted 35 free throws	36 - vs. Alabama State in Auburn, Ala. (Dec. 29, 2018)
Attempted 40 free throws	41 - vs. Alabama State in Auburn, Ala. (Nov. 15, 2006)
Attempted 5 free throws or less	4 - at South Carolina in Columbia, S.C. (Feb. 13, 2020)
Did not attempt a free throw	Never
Made 20 free throws	20 - vs. Wofford in Auburn, Ala. (Nov. 6, 2019)
Made 25 free throws	29 - vs. Alabama State (29-36) in Auburn, Ala. (Dec. 29, 2018)
Made 30 free throws	31 - vs. Northwestern State (31-43) (Dec. 30, 2003)
Had 25 assists	25 - vs. Ole Miss in Auburn, Ala. (Jan. 8, 2017)
Had 25 turnovers	26 - at Kentucky in Lexington, Ky. (Jan. 27, 2020)
Had 10 turnovers or less	7 - at Alabama in Tuscaloosa, Ala. (Feb. 9, 2020)
Had 25+ steals	Never
Had 20-24 steals	21 - vs. Georgia in Auburn, Ala. (Feb. 3, 2019)
Had 15-19 steals	15 - vs. Vanderbilt in Auburn, Ala. (Feb. 2, 2020)
Had 10-14 blocks	10 - vs. Louisiana Tech in Auburn, Ala. (Nov. 19, 2017)
Had 15+ blocks	15 - at Florida International in Miami, Fla. (Dec. 29, 2014)
Won an overtime game	Auburn 74, Dayton 72 [1OT] in Estero, Fla. (Nov. 30, 2019)
Lost an overtime game	Alabama 63, Auburn 61 [1OT] in Auburn, Ala. (Feb. 20, 2017)
Played a double overtime game	Auburn 70, Alabama 65 [2OT] in Auburn, Ala. (Feb. 27, 2014)
Played three or more overtimes	Never
Shot 70% for a half	70.4% (19-of-27), 2nd half at Elon in Elon, N.C. (Dec. 22, 2018)
Shot 60% for a game	63.3% (38-of-60) at Elon in Elon, N.C. (Dec. 22, 2018)
Shot less than 30% for a game	28.3% (15-of-53) at Georgia in Athens, Ga. (Jan. 19, 2020)
Shot 90-99.9% from the free throw line (minimum 10 attempts)	90.0% (18-of-20) vs. Vanderbilt in Auburn, Ala. (Feb. 2, 2020)
Shot 100% from the free throw line (minimum 10 attempts)	100% (16-of-16) vs. Texas A&M in Auburn, Ala. (Jan. 7, 2018)
Shot 50% on 3-pointers (minimum 5 attempts)	50.0% (8-of-16) vs. LSU in Auburn, Ala. (Feb. 16, 2020)
Shot 20-30% in a half	29.4% (10-of-34), 1st half at South Carolina in Columbia, S.C. (Feb. 13, 2020)
Shot less than 20% in a half	18.4% (7-of-38), 1st half vs. Missouri in Auburn, Ala. (Feb. 15, 2018)
Shot 55% or better and lost	58.1% (25-of-43) vs. Tennessee (Jan. 20, 2005)
Made 10+ 3-point field goals	12-of-24 at South Alabama in Mobile, Ala. (Dec. 4, 2019)
Failed to make a 3-point field goal	0-of-5 vs. Southern in Auburn, Ala. (Dec. 9, 2017)
Had 60+ rebounds	61 - vs. Stephen F. Austin in Auburn, Ala. (Dec. 17, 2007)
Had 50-59 rebounds	55 vs. Ole Miss in Auburn, Ala. (Jan. 23, 2020)
Defeated a Top-25 opponent	Auburn 58, #25 Missouri 54, in Auburn, Ala. (Feb. 24, 2019)
Defeated a Top-10 opponent	Auburn 66, #7 Kentucky 61, in Auburn, Ala. (Jan. 3, 2016)
Defeated a Top-25 opponent on the road	Auburn 68, #16 Vanderbilt 62, in Nashville, Tenn. (Feb. 13, 2014)

Last Time an Auburn Player...

Scored 25-29 points	27 - Unique Thompson at Kentucky in Lexington, Ky. (Jan. 27, 2020)
Scored 30-34 points	31 - Unique Thompson at TCU in Fort Worth, Texas (Dec. 7, 2019)
Scored 35 points	35 - DeWanna Bonner vs. Tennessee in Auburn, Ala. (Jan. 25, 2009)
Scored 40 points	41 - Conswella Sparrow vs. South Alabama (Feb. 17, 1998)
Had 15+ rebounds	15 - Unique Thompson at Kentucky in Lexington, Ky. (Jan. 27, 2020)
Had 20 rebounds	20 - Monique Morehouse at LSU (Feb. 4, 1995)
Had 10 assists	10 - Daisa Alexander vs. LSU in Auburn, Ala. (Feb. 16, 2020)
Had 15 assists	18 - Martha Monk vs. Alabama State (Feb. 18, 1981)
Had 5 blocks	6 - Unique Thompson vs. Louisiana Tech in Auburn, Ala. (Nov. 19, 2017)
Had 7 blocks	7 - Jassany Williams vs. Duke (Nov. 18, 2011)
Had 10 blocks	13 - Marita Payne vs. Arkansas (Feb. 3, 2005)
Had 5 steals	6 - Robyn Benton vs. Vanderbilt in Auburn, Ala. (Feb. 2, 2020)
Had 8 steals	8 - Brandy Montgomery vs. East Carolina in Auburn, Ala. (Dec. 5, 2015)
Had 10 steals	10 - Kristen Mulligan vs. Northeast Illinois in Auburn, Ala. (Dec. 18, 1992)
Made 10 field goals	10 - Unique Thompson [10-13] vs. LSU in Auburn, Ala. (Feb. 16, 2020)
Made 15 field goals	15 - Conswella Sparrow (15-16) vs. South Alabama (Feb. 17, 1998)
Attempted 20 field goals	21 - Unique Thompson vs. Alabama in Auburn, Ala. (Jan. 12, 2020)
Attempted 25 field goals	28 - Brandy Montgomery (8-28) at Marquette in Milwaukee, Wis. (Dec. 13, 2015)
Made 5+ three-point field goals	7 - Lauren Hansen vs. Drake in Estero, Fla. (Dec. 1, 2019)
Made 8 three-point field goals	8 - Tiffany Krantz vs. Troy State in Auburn, Ala. (Nov. 21, 1997)
Attempted 10 three-point field goals	14 - Lauren Hansen vs. Drake in Estero, Fla. (Dec. 1, 2019)
Attempted 15 three-point field goals	16 - Brandy Montgomery at Marquette in Milwaukee, Wis. (Dec. 13, 2015)
Made 10 free throws	10 - Unique Thompson (10-15) vs. Dayton in Estero, Fla. (Nov. 30, 2019)
Made 15 free throws	Never
Shot 100% at the free throw line (min. 10 attempts)	11-11 - Janiah McKay vs. Texas A&M in Auburn, Ala. (Jan. 7, 2018)
Had a double-double	Unique Thompson (15 pts/12 reb) vs. Vanderbilt in Auburn, Ala. (Feb. 2, 2020)

SEC PRESEASON POLL (Media Vote)**Order of Finish**

1. South Carolina
2. Texas A&M
3. Mississippi State
4. Kentucky
5. Arkansas
6. Tennessee
7. Auburn
8. LSU
9. Missouri
10. Georgia
11. Alabama
12. Florida
13. Ole Miss
14. Vanderbilt

Player of the Year

Chennedy Carter, Texas A&M

All-SEC First Team

Chennedy Carter, Texas A&M
 Chelsea Dungee, Arkansas
 Rhyme Howard, Kentucky
 Ayana Mitchell, LSU
 Tyasha Harris, South Carolina

All-SEC Second Team

Unique Thompson, Auburn
 Mikiah Herbert Harrigan, South Carolina
 Renna Davis, Tennessee
 Ciera Johnson, Texas A&M
 Mariella Fasoula, Vanderbilt

SEC PRESEASON POLL (Coaches' Vote)**Order of Finish**

1. Texas A&M
2. South Carolina
3. Mississippi State
4. Kentucky
5. Arkansas
6. LSU
7. Tennessee
8. Auburn
9. Missouri
10. Georgia
11. Alabama
12. Vanderbilt
13. Ole Miss
14. Florida

Player of the Year

Chennedy Carter, Texas A&M

All-SEC First Team

Chelsea Dungee, Arkansas
 Rhyme Howard, Kentucky
 Ayana Mitchell, LSU
 Jordan Danberry, Mississippi State
 Amber Smith, Missouri
 Tyasha Harris, South Carolina
 Renna Davis, Tennessee
 Chennedy Carter, Texas A&M

All-SEC Second Team

Cierra Johnson, Alabama
 Daisa Alexander, Auburn
 Unique Thompson, Auburn
 Gabby Connally, Georgia
 Chloe Bibby, Mississippi State
 Mikiah Herbert Harrigan, South Carolina
 Ciera Johnson, Texas A&M
 Kayla Wells, Texas A&M
 Mariella Fasoula, Vanderbilt

Had 2 consecutive double-doubles Unique Thompson: 21/11 at MSU, 15/12 vs. Vandy (Jan. 30-Feb. 2, 2020)
Had 3 consecutive double-doubles Unique Thompson: 27/15 at Kentucky, 21/11 at MSU, 15/12 vs. Vandy (Jan. 27-Feb. 2, 2020)
...Had 13 consecutive double-doubles Unique Thompson: First vs. BYU; last at Vandy (March 23, 2019-Jan. 2, 2020)
 ...Had 18 consecutive double-doubles (AU record) Lauretta Freeman: First vs. Furman, Last vs. Oral Roberts (Dec. 29, 1992-Feb. 23, 1993)
 Had a double-double at halftime Unique Thompson (16 pts/10 rebs) at Iowa State in Ames, Iowa (Nov. 13, 2018)
 Two players had a double-double Unique Thompson (14 p/13 r) & Janiah McKay (16 p/10 a) vs. Grambling State (Nov. 6, 2018)
 Recorded a double-double with points and assists Janiah McKay (16 pts/10 assists) vs. Grambling State (Nov. 6, 2018)
 Scored 20 points & had 20 rebounds Lauretta Freeman (30 pts/21 rebs.) vs. Alabama, (Feb. 17, 1993)
 Had a triple-double Whitney Boddie (24 pts./11 rebs./12 ast.) vs. Sam Houston State (Dec. 5, 2008)
Two players scored 20 points Unique Thompson (21), Daisa Alexander (20) at Mississippi State in Starkville, Miss. (Jan. 30, 2020)
 Two players scored 30 points Laticia Morris (33 points) & Tara Williams (30 points) vs. South Alabama (Jan. 14, 1997)
 Had 2 straight 25-point games Janiah McKay: 27 at South Carolina, 26 vs. Arkansas (Jan. 11-14, 2018)
 Had 3 straight 25-point games Janiah McKay: 25 pts vs. Texas A&M, 27 pts at South Carolina, 26 pts vs. Arkansas (Jan. 7-14, 2018)
 Zero players scored in double figures at Georgia in Athens, Ga. (Jan. 28, 2016)
Only one player scored in double figures Unique Thompson (27) at Kentucky in Lexington, Ky. (Jan. 27, 2020)
Five players scored in double figures Thompson (16), Howard (12), Alexander (11), Hansen/Benton (10) vs. Bethune-Cookman (Dec. 15, 2019)
 Six players scored in double figures McKay/Benton (16), Primm (15), Thompson (14), Alexander/Jones (13) vs. Grambling (Nov. 6, 2018)
 Seven players scored in double figures Carrier (19 pts.), Bonner (18 pts.), Smalley (16 pts.), Boddie (13 pts.), R. Hobbs (13 pts.), Hilliard (13 pts.) & S. Hobbs (10 pts.) vs. Sam Houston State (Dec. 5, 2008)
Two players had 10 rebounds Unique Thompson (13) and Daisa Alexander (10) vs. Ole Miss in Auburn, Ala. (Jan. 23, 2020)
 Three players had 10 rebounds J. Greenleaf (12 rebs.), D. Bonner (12 rebs.) & .oddie (10 rebs.) vs. Oakland (Nov. 21, 2007)
 Played every minute Jordan Greenleaf (40 mins.) vs. Florida in Duluth, Ga. [SEC] (Mar. 4, 2010)
 Played 40 or more minutes in OT game Unique Thompson (43 mins.) vs. Georgia in Auburn, Ala. (Feb. 3, 2019)
 Attempted a slam dunk Hasina Muhammad vs. St. John's in Auburn, Ala. (Dec. 6, 2013)
 Made a shot from half-court or beyond Brooke Moore (end 2nd quarter) vs. Alabama State in Auburn, Ala. (Dec. 29, 2018)

Last Time an Auburn Opponent...

Shot less than 30% in a game (SEC) Ole Miss - 27.4% (17-of-62) in Auburn, Ala. (Jan. 23, 2020)
 Shot less than 30% in a game (Non-conf) Alabama State - 29.8% (14-of-47) in Auburn, Ala. (Dec. 29, 2018)
Shot 60% or better in a game Florida - 61.5% (32-of-52) in Auburn, Ala. (Jan. 9, 2020)
 Scored 90 points Virginia Tech 92, Auburn 87 [OT] in Auburn, Ala. (Dec. 18, 2016)
 Scored 100 points Georgia 102, Auburn 72 in Athens, Ga. (Mar. 3, 1984)
 Scored 100 points at Auburn Tuskegee 105, Auburn 98 (2OT) (Feb. 12, 1979)
 Had 25+ rebound margin Never
 Had a 20+ rebound margin 20 - Alabama (56-36) in Auburn, Ala. (Feb. 20, 2017)
Scored less than 5 points in a quarter 2 - Ole Miss (2nd quarter) in Auburn, Ala. (Jan. 23, 2020)
Scored less than 10 points in a quarter 9 - LSU (2nd quarter) in Auburn, Ala. (Feb. 16, 2020)
 Scored less than 10 points in all four quarters Winthrop (9-8-8-8) in Auburn, Ala. (Dec. 16, 2015)
Scored 30 or more points in a quarter 34 - Wofford (4th quarter) in Auburn, Ala. (Nov. 6, 2019)
 Scored less than 10 points in a half 8 - Jacksonville (1st half) in Auburn, Ala. (Dec. 28, 2016)
Scored less than 20 points in a 1st half 18 - Jacksonville State in Auburn, Ala. (Dec. 28, 2019)
 Scored less than 20 points in a 2nd half 19 - Florida in Auburn, Ala. (Dec. 31, 2017)
 Had 50 rebounds 56 - Alabama in Auburn, Ala. (Feb. 20, 2017)
 Had 25 assists 25 - Florida International in Miami, Fla. (Dec. 19, 1993)
Had 25-29 turnovers 29 - Vanderbilt in Nashville, Tenn. (Jan. 2, 2020)
 Had 30-34 turnovers 30 - XULA in Auburn, Ala. (Dec. 28, 2017)
 Had 35+ turnovers 35 - ULM in Auburn, Ala. (Nov. 27, 2017)
 Had 15 steals 15 - East Carolina in Auburn, Ala. (Dec. 5, 2015)
Had 10 blocks 10 - Georgia in Athens, Ga. (Jan. 19, 2020)
 Failed to make a 3-point field goal LSU (0-6) in Baton Rouge, La. (Feb. 1, 2016)
 Attempted 35 free throws 35 - Florida in Gainesville, Fla. (Feb. 28, 2016)
 Made 30 free throws 30 - Arkansas (Jan. 22, 1995)
Made 10 three-point field goals 10 - South Carolina in Columbia, S.C. (Feb. 13, 2020)
 Made 15 three-point field goals 18 - Missouri in Columbia, Mo. (Jan. 6, 2013)
Scored 41-50 points in a game 43 - Ole Miss in Auburn, Ala. (Jan. 23, 2020)
 Scored 31-40 points in a game 38 - Alabama in Auburn, Ala. (Feb. 17, 2019)
 Scored 30 points or less 26 - Georgia in Athens, Ga. (Feb. 22, 2015)
 Scored 25 points or less 25 - Puerto Rico-Mayaguez (Dec. 17, 2000)

Last Time an Opposing Player...

Scored 30+ points (non-conference) 35 - Ajah Wayne of Old Dominion in Auburn, Ala. (Nov. 14, 2019)
 Scored 30+ points (SEC) 41 - Chelsea Dungee of Arkansas in Fayetteville, Ark. (Feb. 10, 2019)
Scored 35+ points (all games) 35 - Ajah Wayne of Old Dominion in Auburn, Ala. (Nov. 14, 2019)
 Scored 40+ points (all games) 41 - Chelsea Dungee of Arkansas in Fayetteville, Ark. (Feb. 10, 2019)
 Attempted 25 field goals 27 - Jantel Lavender (9-27) of Ohio State (Nov. 23, 2008)
 Scored 20 points & had 20 rebounds Young of Baylor in the WNIT Championship Game, (20 pts./25 rebs.) (Apr. 4, 2003)
Two players scored 20 points Jaycee Bradley (24) and Lauren Heard (21) of TCU in Fort Worth, Texas (Dec. 7, 2019)
 Three players scored 20 points by LSU in Baton Rouge, Chatman (22 pts), Johnson (21 pts) & Lowery (20 pts) (Jan. 12, 1991)
Five players scored in double figures Cooke (13), Boston (13), Harris (12), Grissett (11), Herbert Harrigan (11) of S. Carolina (Feb. 13, 2020)
 Six players scored in double figures Williams (10), Lewis (13), Bonds (18), Peoples (10), Miller (12), Svetec (12) of Florida (Jan. 26, 2014)
Recorded a double-double Faustine Aifuwa of LSU (20 pts/10 rebs) in Auburn, Ala. (Feb. 16, 2020)
 Recorded a double-double with points and assists Tyasha Harris (12 pts/11 ast) of South Carolina in Columbia, S.C. (Jan. 11, 2018)
 Recorded a triple-double Ceira Ricketts (14 pts./13 rebs./12 ast.) of Arkansas (Jan. 18, 2009)
 Two players recorded a double-double C. Green (16 pts/11 reb) & Davis (15 pts/10 reb) of Tennessee in Knoxville, Tenn. (Feb. 14, 2019)
 Committed 10+ turnovers 10 - Shaquera Wade of Alabama in Greenville, S.C. (March 7, 2019)
 Had 15-19 rebounds 15 - by N' dea Jones of Texas A&M in Auburn, Ala. (Jan. 24, 2019)
 Had 20+ rebounds 21 - Ayana Mitchell of LSU in Baton Rouge, La. (March 3, 2019)
 Had 10 assists 10 - Tyasha Harris of South Carolina in Auburn, Ala. (Feb. 28, 2019)
 Had 15 assists 16 - Cindy McMahan of Alabama-Huntsville (Nov. 24, 1980)
 Had 5 blocks 5 - Ashley Knight of Alabama in Tuscaloosa, Ala. (Feb. 18, 2018)
 Had 10 blocks Never
Had 5 steals 5 - Kiara Smith of Florida in Auburn, Ala. (Jan. 9, 2020)
 Made 15 field goals 15 - Chamique Holdsclaw (15-21) of Tennessee (Feb. 1, 1998)
 Made 10 3-point field goals 11 - Morgan Eye (11-18) of Missouri in Columbia, Mo. (Jan. 6, 2013)

2019-20 Auburn Individual Highs...**First Half**

Points.....	21, Unique Thompson at TCU (12/7/19)
Field Goals Made.....	9, Unique Thompson at TCU (12/7/19)
Field Goal Attempts.....	12, Unique Thompson vs. Alabama (1/12/20)
3-Point Field Goals Made	5, Lauren Hansen vs. Drake (12/1/19)
3-Point Field Goal Attempts	8, Lauren Hansen vs. Drake (12/1/19)
Free Throws Made	7, Unique Thompson at Georgia (1/19/20)
Free Throws Attempted	9, Unique Thompson at Georgia (1/19/20)
Rebounds	11, Unique Thompson at UAB (11/21/19) & vs. Arkansas (1/5/20)
Assists	6, Daisa Alexander vs. LSU (2/16/20)
Blocked Shots.....	2, Erin Howard at TCU (12/7/19) & vs. Alabama (1/12/20)
Steals	5, Robyn Benton at Mississippi State (1/30/20)

Second Half

Points.....	19, Daisa Alexander vs. Drake (12/1/19)
Field Goals Made.....	7, Unique Thompson vs. LSU (2/16/20)
Field Goal Attempts.....	12, Daisa Alexander vs. Dayton (11/30/19)
3-Point Field Goals Made	4, Erin Howard at South Alabama (12/4/19)
3-Point Field Goal Attempts	6, Lauren Hansen vs. Drake (12/1/19)
Free Throws Made	8, 2x; last, Robyn Benton at Alabama (2/9/20)
Free Throws Attempted	10, Daisa Alexander vs. Wofford (11/6/19)
Rebounds	9, 5x; last, Unique Thompson vs. Vanderbilt (2/2/20)
Assists	5, Daisa Alexander at Kentucky (1/27/20)
Blocked Shots.....	2, 2x; last, Erin Howard at South Carolina (2/13/20)
Steals	4, Robyn Benton vs. Vanderbilt (2/2/20)

Game

Points.....	31, Unique Thompson at TCU (12/7/19)
Field Goals Made.....	12, Unique Thompson at TCU (12/7/19)
Field Goal Attempts.....	21, Unique Thompson vs. Alabama (1/12/20)
3-Point Field Goals Made	7, Lauren Hansen vs. Drake (12/1/19)
3-Point Field Goal Attempts	14, Lauren Hansen vs. Drake (12/1/19)
Free Throws Made	10, Unique Thompson vs. Dayton (11/30/19)
Free Throws Attempted	15, Unique Thompson vs. Dayton (11/30/19)
Rebounds	19, Unique Thompson at UAB (11/21/19)
Assists	10, Daisa Alexander vs. LSU (2/16/20)
Blocked Shots.....	3, Erin Howard at South Carolina (2/13/20)
Steals	6, Robyn Benton at Mississippi State (1/30/20) & vs. Vanderbilt (2/2/20)

2019-20 Auburn Team Highs...**First Half**

Points.....	42 vs. Drake (12/1/19)
Field Goals Made.....	16 at UAB (11/21/19)
Field Goal Attempts.....	41 vs. Alabama (1/12/20)
3-Point Field Goals Made	8 vs. Drake (12/1/19)
3-Point Field Goal Attempts	18 vs. Drake (12/1/19)
Free Throws Made	12 vs. Old Dominion (11/14/19)
Free Throws Attempted	19 vs. Old Dominion (11/14/19)
Rebounds	25 vs. Wofford (11/6/19)
Assists	10 at South Alabama (12/4/19)
Blocked Shots.....	3 at TCU (12/7/19)
Steals	10 at Mississippi State (1/30/20)

Second Half

Points.....	49 vs. Wofford (11/6/19)
Field Goals Made.....	17, 3x; last vs. Arkansas (1/5/20)
Field Goal Attempts.....	37 vs. Old Dominion (11/14/19)
3-Point Field Goals Made	6 at South Alabama (12/4/19)
3-Point Field Goal Attempts	14 vs. Florida (1/9/20)
Free Throws Made	16 vs. Vanderbilt (2/2/20)
Free Throws Attempted	19 vs. Wofford (11/6/19) & at Vanderbilt (1/2/20)
Rebounds	24 vs. Bethune-Cookman (12/15/19)
Assists	10 vs. Wofford (11/6/19)
Blocked Shots.....	4 vs. LSU (2/16/20)
Steals	14 at Vanderbilt (1/2/20)

Game

Points.....	84 vs. Wofford (11/6/19)
Field Goals Made.....	32 at South Alabama (12/4/19)
Field Goal Attempts.....	69 vs. Alabama (1/12/20)
3-Point Field Goals Made	13 vs. Drake (12/1/19)
3-Point Field Goal Attempts	29 vs. Drake (12/1/19) & vs. Florida (1/9/20)
Free Throws Made	20 vs. Wofford (11/6/19)
Free Throws Attempted	30 vs. Wofford (11/6/19) & vs. St. Joseph's (11/24/19)
Rebounds	55 vs. Ole Miss (1/23/20)
Assists	16 at South Alabama (12/4/19) & vs. Arkansas (1/5/20)
Blocked Shots.....	4, 3x; last vs. LSU (2/16/20)
Steals	17 at Vanderbilt (1/2/20)
Turnovers Forced.....	29 at Vanderbilt (1/2/20)

Specialty Statistics (Auburn-Opponent)

Opponent	Points in the Paint	Points off Turnovers	2nd-Chance Points	Fast-Break Points	Bench Points
Wofford	38 -18	12-19	24 -10	11-9	10-5
Old Dominion	28-30	14-13	22-11	4-13	15-16
at UAB	34-26	15-23	17-15	0-0	18-9
St. Joseph's	22-36	17-11	17-7	7-8	10-13
vs. Middle Tennessee	26-32	9-19	11-3	4-8	13-6
vs. Dayton	24-32	19-14	11-11	4-2	7-19
vs. Drake	27-44	24-24	7-6	4-6	11-27
at South Alabama	32-30	21-18	8-20	8-6	20-6
at TCU	32-34	9-26	12-14	7-25	10-22
vs. Bethune-Cookman	36-20	8-16	21-7	4-14	28 -16
vs. Jacksonville State	22-2	27 -11	22-5	6-3	12-14
at Vanderbilt	24-46	12-24	3-7	6-10	18-9
vs. Arkansas	24-36	12-24	15-10	9-18	20-10
vs. Florida	22-42	9-26	17-2	10-16	20-16
vs. Alabama	24-28	10-17	13-10	0-10	24-17
at Georgia	16-28	9-19	9-12	4-19	4-34
vs. Ole Miss	16-14	14-15	8-11	12-3	12-21
at Kentucky	38 -20	16-25	13-9	12-7	5-25
at Mississippi State	34-48	21-24	14-11	14-16	13-49
vs. Vanderbilt	32-40	14-12	16-11	19 -16	9-3
at Alabama	20-26	8-7	11-15	7-0	7-16
at South Carolina	26-32	18-22	15-15	5-20	12-22
vs. LSU	24-32	11-17	2-12	6-14	5-8
Totals (Averages)	621 (27.0)-696 (30.3)	331 (14.4)-432 (18.8)	304 (13.2)-232 (10.1)	163 (7.1)-243 (10.6)	290 (12.6)-396 (17.2)

Lead-Deficit Comparison

Opponent	Largest Lead	Largest Deficit	Lead Changes	Ties	Result
Wofford	17 (3rd, 5:39)	4 (1st, 9:16)	7	5	W, 84-82
Old Dominion	2 (1st, 7:02)	16 (4th, 3:30)	6	3	L, 77-89
at UAB	5 (3rd, 5:34)	5 (4th, 1:10)	25	12	L, 75-80
St. Joseph's	6 (4th, 5:32)	6 (1st, 1:34)	10	11	W, 66-62
vs. Middle Tennessee	--	26 (4th, 6:37)	0	0	L, 50-73
vs. Dayton	6 (1st, 1:12)	13 (Half)	8	9	W, 76-74 (OT)
vs. Drake	11 (3rd, 1:29)	11 (1st, 2:34)	13	12	L, 82-83
at South Alabama	26 (4th, 3:02)	2 (3rd, 4:46)	4	0	W, 82-62
at TCU	--	25 (4th, 5:41)	0	3	L, 65-80
vs. Bethune-Cookman	19 (4th, 3:46)	5 (2nd, 7:25)	10	5	W, 74-56
vs. Jacksonville State	18 (4th, 4:03)	--	0	0	W, 62-53
at Vanderbilt	3 (1st, 8:56)	35 (3rd, 6:14)	1	0	L, 55-77
vs. Arkansas	7 (1st, 7:08)	27 (4th, 5:34)	1	1	L, 70-86
vs. Florida	2 (1st, 7:11)	24 (3rd, 6:50)	2	2	L, 63-83
vs. Alabama	8 (1st, 4:30)	32 (4th, 1:14)	3	4	L, 45-78
at Georgia	10 (1st, 5:13)	17 (4th, 5:48)	1	2	L, 50-61
vs. Ole Miss	19 (4th, 1:30)	6 (1st, 2:05)	5	1	W, 59-43
at Kentucky	1 (1st, 6:50)	20 (2nd, 3:02)	2	1	L, 61-68
at Mississippi State	9 (3rd, 9:29)	9 (3rd, 0:12)	23	12	L, 73-78
vs. Vanderbilt	13 (3rd, 3:42)	8 (1st, 6:18)	5	2	W, 70-62
at Alabama	6 (1st, 4:33)	5 (4th, 0:09)	13	12	L, 64-68
at South Carolina	--	30 (4th, 9:42)	0	0	L, 53-79
vs. LSU	15 (4th, 6:53)	--	0	1	W, 65-60

Scoring Breakdown

(Percentage of total points in parentheses)

Opponent	Front Court	Back Court	Sr.	Jr.	So.	Fr.	Starters	Bench
Wofford	37 (44.0)	47 (56.0)	22	30	17	15	74 (88.1)	10 (10.9)
Old Dominion	26 (33.8)	51 (66.2)	17	15	26	19	62 (80.5)	15 (19.5)
at UAB	38 (50.7)	37 (49.3)	20	24	20	11	57 (76.0)	18 (24.0)
St. Joseph's	32 (48.5)	34 (51.5)	8	17	16	25	56 (84.8)	10 (15.2)
vs. Middle Tennessee	27 (54.0)	23 (46.0)	6	15	23	6	37 (74.0)	13 (26.0)
vs. Dayton	26 (34.2)	50 (65.8)	22	20	24	10	69 (90.8)	7 (9.2)
vs. Drake	20 (24.3)	62 (75.7)	24	12	13	33	71 (86.6)	11 (13.4)
at South Alabama	32 (39.0)	50 (61.0)	14	15	37	16	62 (75.6)	20 (24.4)
at TCU	40 (61.5)	25 (38.5)	6	31	17	11	55 (84.6)	10 (15.4)
vs. Bethune-Cookman	32 (43.2)	42 (56.8)	11	16	26	21	46 (62.2)	28 (37.8)
vs. Jacksonville State	28 (45.1)	34 (54.9)	10	20	23	9	50 (80.0)	12 (20.0)
at Vanderbilt	29 (52.7)	24 (47.3)	2	14	32	7	37 (67.2)	18 (32.8)
vs. Arkansas	14 (20.0)	56 (80.0)	19	6	33	12	50 (71.4)	20 (28.6)
vs. Florida	27 (42.9)	36 (57.1)	-	10	33	20	43 (68.3)	20 (31.7)
vs. Alabama	30 (62.5)	18 (37.5)	-	16	21	11	31 (64.6)	17 (35.4)
at Georgia	19 (38.0)	31 (62.0)	17	13	20	0	46 (94.0)	4 (8.0)
vs. Ole Miss	18 (30.5)	41 (59.5)	7	10	35	7	47 (79.7)	12 (20.3)
at Kentucky	37 (60.7)	24 (29.3)	8	27	22	4	56 (91.8)	5 (8.2)
at Mississippi State	26 (35.6)	47 (64.4)	20	21	19	13	60 (82.2)	13 (17.8)
vs. Vanderbilt	18 (25.7)	52 (74.3)	18	15	16	21	67 (95.7)	3 (4.3)
at Alabama	24 (37.5)	40 (62.5)	10	9	29	16	57 (89.1)	7 (10.9)
at South Carolina	27 (50.9)	26 (49.1)	2	12	30	9	41 (77.4)	12 (22.6)
vs. LSU	28 (43.1)	37 (56.9)	7	23	16	19	60 (92.3)	5 (7.7)

Comparison Statistics (Auburn/Opponent)

Opponent	1st	2nd	Score	Mar	Total FG	FG Pct	3-Pointers	3FG Pct	Free Throws	FT Pct	Reb.	Mar	Assist	TO	Bk	Stl	Fouls
Wofford	35/24	49/58	84-82	+2	30-65/26-64	.462/.406	4-16/13-30	.250/.433	20-30/17-20	.667/.850	47/34	+13	15/13	14/15	2/3	12/6	19/26
Old Dominion	39/41	38/48	77-89	(12)	26-60/32-54	.433/.593	8-19/14-28	.421/.500	17-28/11-18	.607/.611	34/28	+6	9/16	14/15	2/3	9/7	19/21
UAB	40/41	35/39	75-80	(5)	30-60/26-53	.500/.491	3-15/10-23	.200/.435	12-17/18-21	.706/.857	37/27	+10	11/15	20/17	4/3	11/8	20/12
St. Joseph's	32/29	34/33	66-62	+4	21-58/24-54	.362/.444	5-14/4-15	.357/.267	19-30/10-15	.633/.667	40/34	+6	14/15	10/14	1/5	8/5	14/20
Middle Tenn.	19/40	31/33	50-73	(23)	18-53/26-60	.340/.433	4-20/10-29	.200/.345	10-18/11-21	.556/.524	29/36	(7)	8/12	23/16	1/3	8/12	22/14
Dayton	24/37	39/26	76-74	+2	26-64/28-63	.406/.444	6-23/9-25	.261/.360	18-26/9-14	.692/.643	33/35	(2)	6/15	13/20	2/2	14/5	22/20
Drake	42/44	40/39	82-83	(1)	28-62/32-61	.452/.525	13-29/7-25	.448/.280	13-16/12-13	.813/.923	29/24	+5	15/20	20/19	2/0	11/10	14/15
South Alabama	37/32	45/30	82-62	+20	32-60/25-59	.533/.424	12-24/10-31	.500/.323	6-12/2-4	.500/.500	36/30	+6	16/12	13/15	3/0	7/4	13/7
TCU	31/44	34/36	65-80	(15)	24-67/25-67	.358/.373	3-25/7-26	.120/.269	14-19/23-33	.737/.697	42/49	(7)	14/18	19/16	3/4	11/9	25/16
Beth.-Cookman	36/31	38/25	74-56	+18	30-59/19-56	.508/.339	8-25/5-24	.320/.208	6-7/13-24	.857/.542	43/26	+17	14/7	19/11	4/0	6/9	22/8
Jacksonville St.	27/18	35/35	62-53	+9	22-55/16-47	.400/.340	5-19/13-31	.263/.419	13-16/8-9	.813/.889	36/30	+6	8/13	21/27	2/2	14/8	12/14
Vanderbilt	18/47	37/30	55-77	(22)	17-60/31-52	.283/.596	3-23/1-3	.130/.333	18-23/14-22	.783/.636	30/39	(9)	10/21	27/29	1/2	17/13	20/19
Arkansas	27/44	43/42	70-86	(16)	27-66/32-62	.409/.516	9-26/12-27	.346/.444	7-13/10-11	.538/.909	35/36	(1)	16/16	19/18	1/1	11/13	15/12
Florida	31/42	32/41	63-83	(20)	24-61/32-52	.393/.615	7-29/10-17	.241/.588	8-11/9-11	.727/.818	29/30	(1)	12/13	16/17	1/1	13/12	16/8
Alabama	26/33	22/42	48-75	(27)	19-69/28-54	.275/.519	6-26/11-29	.231/.379	4-7/8-10	.571/.800	38/39	(1)	11/21	13/17	2/4	11/5	12/14
Georgia	29/25	21/36	50-61	(11)	15-53/25-58	.283/.431	2-12/4-23	.167/.174	18-25/7-11	.720/.636	35/41	(6)	5/16	17/18	2/10	12/11	15/20
Ole Miss	21/20	38/23	59-43	+16	20-66/17-62	.303/.274	7-27/7-29	.259/.241	12-15/2-4	.800/.500	55/37	+18	11/9	17/18	1/1	12/12	9/13
Kentucky	28/44	33/24	61-68	(7)	25-55/24-56	.455/.429	4-16/11-28	.250/.393	7-12/9-12	.583/.750	36/29	+7	15/16	26/20	2/3	8/12	15/16
Mississippi State	40/33	33/45	73-78	(5)	27-55/32-58	.491/.442	6-12/3-9	.500/.333	13-18/11-17	.722/.647	34/27	+7	9/16	24/18	2/0	13/12	21/19
Vanderbilt	33/28	37/34	70-62	+8	24-62/27-55	.387/.491	4-21/1-7	.190/.143	18-20/7-12	.900/.583	32/34	(2)	13/17	15/22	2/0	15/12	14/18
Alabama	28/28	36/40	64-68	(4)	22-61/22-54	.361/.407	6-20/7-23	.300/.304	14-20/17-19	.700/.895	34/41	(7)	9/15	7/11	0/2	6/3	18/18
South Carolina	23/42	30/37	53-79	(26)	22-65/29/59	.338/.492	7-14/10-19	.500/.526	2-4/11-16	.500/.688	34/39	(5)	12/18	15/11	3/8	6/9	15/6
LSU	33/22	31/38	65-60	+5	23-47/21-59	.489/.356	8-16/3-9	.500/.333	11-15/15-22	.733/.682	31/36	(5)	15/11	22/16	4/0	10/8	21/17

Game-by-Game Leaders

	Points	Rebounds	Assists	Steals	Blocked Shots
Wofford	25-Unique Thompson	13-Unique Thompson	4-White/Hughes	3-Annie Hughes	1-Moore/Howard
Old Dominion	17-Daisa Alexander	10-Unique Thompson	2-(three plays)	4-Daisa Alexander	1-Jackson/Howard
at UAB	24-Unique Thompson	19-Unique Thompson	3-Hughes/Howard	4-Daisa Alexander	2-Unique Thompson
St. Joseph's	18-Lauren Hansen	12-Unique Thompson	5-Unique Thompson	4-Lauren Hansen	1-Kiyae' White
Middle Tennessee	15-Unique Thompson	10-Unique Thompson	3-Sania Wells	3-Alexander/Howard	1-Erin Howard
Dayton	22-Daisa Alexander	11-Unique Thompson	3-Daisa Alexander	4-Brooke Moore	1-White/Thompson
Drake	24-Alexander/Hansen	11-Unique Thompson	4-Alexander/Hansen	4-Unique Thompson	2-Erin Howard
at South Alabama	20-Brooke Moore	10-Unique Thompson	4-Lauren Hansen	4-Erin Howard	1-(three players)
at TCU	31-Unique Thompson	15-Unique Thompson	4-Alexander/Rob.-Nwagwu	3-White/Howard	2-Erin Howard
Bethune-Cookman	16-Unique Thompson	13-Unique Thompson	3-Hansen/Rob.-Nwagwu	4-Unique Thompson	2-Robyn Benton
Jacksonville State	20-Unique Thompson	10-Unique Thompson	2-Moore/Hansen	3-(three players)	1-Thompson/Howard
at Vanderbilt	17-Brooke Moore	10-Unique Thompson	4-Daisa Alexander	4-Robyn Benton	1-Kiyae' White
Arkansas	19-Alexander/Moore	13-Unique Thompson	6-Unique Thompson	4-Robyn Benton	1-Unique Thompson
Florida	14-Brooke Moore	10-Unique Thompson	3-Hansen/Rob.-Nwagwu	4-Erin Howard	1-Robyn Benton
Alabama	16-Unique Thompson	14-Unique Thompson	4-Lauren Hansen	3-Robyn Benton	2-Erin Howard
at Georgia	17-Daisa Alexander	11-Unique Thompson	2-Unique Thompson	3-Benton/Alexander	1-Benton/White
Ole Miss	17-Robyn Benton	13-Unique Thompson	3-Alexander/Benton	3-Lauren Hansen	1-Daisa Alexander
at Kentucky	27-Unique Thompson	15-Unique Thompson	7-Daisa Alexander	3-Unique Thompson	1-Thompson/White
at Mississippi State	21-Unique Thompson	11-Unique Thompson	2-(three players)	6-Robyn Benton	1-Thompson/White
vs. Vanderbilt	18-Alexander/Hansen	12-Unique Thompson	4-Daisa Alexander	6-Robyn Benton	1-Thompson/Howard
at Alabama	15-Erin Howard	12-Unique Thompson	6-Daisa Alexander	2-Thompson/Howard	(none)
at South Carolina	15-Robyn Benton	8-Unique Thompson	3-(three players)	2-Robyn Benton	3-Erin Howard
LSU	23-Unique Thompson	6-(three players)	10-Daisa Alexander	4-Robyn Benton	1-(four players)

2019-20 Starting Lineups

	Point Guard (1)	Wing (2)	Wing (3)	Wing (4)	Post (5)
Wofford	Daisa Alexander	Brooke Moore	Annie Hughes	Kiyae' White	Unique Thompson
Old Dominion	Daisa Alexander	Brooke Moore	Annie Hughes	Kiyae' White	Unique Thompson
at UAB	Lauren Hansen	Brooke Moore	Daisa Alexander	Annie Hughes	Unique Thompson
St. Joseph's	Lauren Hansen	Brooke Moore	Daisa Alexander	Kiyae' White	Unique Thompson
vs Middle Tennessee	Lauren Hansen	Brooke Moore	Daisa Alexander	Kiyae' White	Unique Thompson
vs Dayton	Lauren Hansen	Brooke Moore	Daisa Alexander	Kiyae' White	Unique Thompson
vs Drake	Lauren Hansen	Brooke Moore	Daisa Alexander	Kiyae' White	Unique Thompson
at South Alabama	Lauren Hansen	Brooke Moore	Daisa Alexander	Kiyae' White	Unique Thompson
at TCU	Lauren Hansen	Brooke Moore	Daisa Alexander	Kiyae' White	Unique Thompson
Bethune-Cookman	Lauren Hansen	Annie Hughes	Daisa Alexander	Kiyae' White	Unique Thompson
Jacksonville State	Lauren Hansen	Brooke Moore	Daisa Alexander	Kiyae' White	Unique Thompson
at Vanderbilt	Lauren Hansen	Brooke Moore	Daisa Alexander	Kiyae' White	Unique Thompson
Arkansas	Daisa Alexander	Brooke Moore	Annie Hughes	Erin Howard	Unique Thompson
Florida	Lauren Hansen	Brooke Moore	Annie Hughes	Erin Howard	Unique Thompson
Alabama	Lauren Hansen	Brooke Moore	Annie Hughes	Erin Howard	Unique Thompson
at Georgia	Daisa Alexander	Brooke Moore	Robyn Benton	Erin Howard	Unique Thompson
Ole Miss	Daisa Alexander	Brooke Moore	Robyn Benton	Erin Howard	Unique Thompson
at Kentucky	Daisa Alexander	Brooke Moore	Robyn Benton	Erin Howard	Unique Thompson
at Mississippi State	Daisa Alexander	Lauren Hansen	Robyn Benton	Erin Howard	Unique Thompson
Vanderbilt	Daisa Alexander	Lauren Hansen	Robyn Benton	Erin Howard	Unique Thompson
at Alabama	Daisa Alexander	Lauren Hansen	Robyn Benton	Erin Howard	Unique Thompson
at South Carolina	Daisa Alexander	Lauren Hansen	Robyn Benton	Erin Howard	Unique Thompson
LSU	Daisa Alexander	Lauren Hansen	Robyn Benton	Erin Howard	Unique Thompson

Record by Starting Lineup

Alexander, Moore, Hughes, White, Thompson	1-1 (.500)
Hansen, Moore, Alexander, Hughes, Thompson	0-1 (.000)
Hansen, Moore, Alexander, White, Thompson	4-4 (.500)
Hansen, Hughes, Alexander, White, Thompson	1-0 (1.000)
Alexander, Moore, Hughes, Howard, Thompson	0-1 (.000)
Hansen, Moore, Hughes, Howard, Thompson	0-2 (.000)
Alexander, Moore, Benton, Howard, Thompson	1-2 (.333)
Alexander, Hansen, Benton, Howard, Thompson	2-3 (.400)



Terri

WILLIAMS-FLOURNOY

Head Coach

Seventh Season at Auburn • 15th as a Head Coach • 27th Season in coaching

Hampton, Va. • Penn State, 1991

• Has taken her teams to postseason appearances in nine of the last 11 years, including six NCAA Tournament appearances

- Led Auburn to 19 or more wins in four of her first seven years
- Has had six players selected to All-SEC teams
- Auburn has forced an average of 20.0+ turnovers per game under Coach Flo
- Led Auburn to the postseason in five of seven seasons, advancing to WNIT Quarterfinals in 2013 and Third Round in 2014, along with NCAA Tournament in 2016, 2017 and 2019
- Won her 100th game at Auburn on Feb. 8, 2018, defeating LSU 70-62
- Picked up her 200th career head coaching victory Dec. 5, 2015 at home vs. East Carolina
- Won 250th career game at Xavier (La.) on Nov. 28, 2018
- Recorded her 400th career win as a collegiate coach in Auburn's 68-58 win over Hofstra on Dec. 9, 2012
- Won her 500th game as a collegiate coach with victory over Louisiana-Lafayette on Nov. 25, 2018

2018

- Picked up first SEC win in 50-47 win over #23 Arkansas in 2013
- Earned second win over ranked opponent at Auburn and snapped 21-game skid to #16 Vanderbilt with 68-62 win in Nashville on Feb. 13, 2014
- Picked up first top-10 win with a 66-61 victory over #7 Kentucky on Jan. 3, 2016
- Has 276 wins as a head coach and 251 as an assistant for a .612 winning percentage over 28 years as a collegiate coach
- Has been part of six conference championships and 21 post-season appearances as an assistant and head coach
- 2010 Black Coaches Association Coach of the Year
- Served as an assistant coach for Team USA that won a gold medal at the 2011 World University Games in Shenzhen, China
- Coached teams to 15 NCAA Tournament appearances, nine as an assistant and six as a head coach
- Has coached 24 players that have gone on to the professional ranks, including seven in the WNBA
- As an assistant, helped coach Georgia to an NCAA Final Four appearance and two NCAA Elite Eight appearances
- Coached three Georgetown players to three all-conference honors and one All-America award
- Has a 615-370 record in 31 seasons as a head coach, assistant coach and player
- Helped coach Georgetown to a Big East title in 1992
- As an assistant coach at Southwest Missouri State, helped the team to two straight NCAA Tournaments and two consecutive Missouri Valley Conference Tournament titles

All-time record as player and coach:	615-370 (.624)	32 seasons
Record as collegiate player:	88-36 (.709)	4 seasons
Record as collegiate coach:	527-334 (.613)	28 seasons
Record as collegiate assistant coach:	251-117 (.683)	12 seasons
Record as collegiate head coach:	276-219 (.558)	16 seasons
Record as Auburn head coach:	133-115 (.535)	8 seasons

Williams-FLOURNOY Year-by-Year

Penn State, Player (1987-91)

Year	Record	Conf.	Other Information
1987-88	20-13	11-7	NCAA Second Round
1988-89	14-14	12-6	
1989-90	25-7	15-3	NCAA Second Round
1990-91	29-2	17-1	NCAA Second Round

Georgetown, Assistant Coach (1992-96)

Year	Record	Conf.	Other Information
1992-93	23-7	15-3	Big East Champions NCAA Sweet 16
1993-94	12-15	6-12	
1994-95	11-17	6-12	
1995-96	12-15	7-11	

Georgia, Assistant Coach (1996-2002)

Year	Record	Conf.	Other Information
1996-97	25-6	11-1	SEC Champions NCAA Elite Eight
1997-98	17-11	8-6	NCAA First Round
1998-99	27-7	9-5	NCAA Final Four
1999-2000	32-4	13-1	SEC Champions NCAA Elite Eight
2000-01	27-6	11-3	SEC Tournament Champions NCAA Second Round
2001-02	19-11	6-8	NCAA First Round

Southwest Missouri State, Assistant Coach (2002-04)

Year	Record	Conf.	Other Information
2002-03	18-13	11-7	MVC Tournament Champions NCAA First Round
2003-04	28-4	16-2	Missouri Valley Champions MVC Tournament Champions NCAA First Round

Georgetown, Head Coach (2004-12)

Year	Record	Conf.	Other Information
2004-05	12-16	7-9	
2005-06	10-17	3-13	
2006-07	13-16	3-13	
2007-08	15-14	5-11	
2008-09	20-14	7-9	WNIT Quarterfinals
2009-10	26-7	13-3	NCAA Second Round
2010-11	24-11	9-7	NCAA Sweet 16
2011-12	23-9	11-5	NCAA Second Round

Auburn, Head Coach (2012-present)

Year	Record	Conf.	Other Information
2012-13	19-15	5-11	WNIT Quarterfinals
2013-14	19-15	7-9	WNIT Third Round
2014-15	13-18	3-13	
2015-16	20-13	8-8	NCAA Second Round
2016-17	17-15	7-9	NCAA First Round
2017-18	14-15	5-11	
2018-19	22-10	9-7	NCAA First Round
2019-20	9-14	3-9	



Daisa ALEXANDER

#0

Senior • Guard • 5-8

Decatur, Ga.

****2018 SEC All-Defensive Team****

Southwest DeKalb HS

Named to 2019-20 Preseason All-SEC Second Team (coaches)

- Missed the Florida and Alabama games with ankle injury suffered vs. Arkansas (1/5); returned with 17 points vs Georgia (1/19)
- Dished out career-high 10 assists in win over LSU (2/16)
- Scored 1,000th career point vs. Jacksonville State (12/28); 34th Auburn player to reach that milestone
- Opened season with 22-point, 6-rebound performance in win over Wofford (11/6)
- Auburn's leading returning scorer, averaged 12.6 points/game in 2018-19
- Scored in double-digits in 14 of 16 SEC games; led Auburn in 8 SEC games in 18-19; averaged 14.9 points in SEC play; 16.9 points in SEC road games
- Top 2 in steals in SEC last two years; led league with 2.8/game in '18; 2nd in SEC with 2.3/game in '19
- Scored career-high 25 points on 9-14 shooting at Indiana while playing just 20 minutes off the bench (12/3); 12 points in 4th quarter

SEASON HIGHS

Points	24	vs. Drake	12/1/19
Rebounds	10	vs. Ole Miss	1/23/20
Assists	10	vs. LSU	2/16/20
Blocks	1	vs. Ole Miss	1/23/20
Steals	4	2x; last at UAB	11/21/19
Field Goals	9	2x; last vs. Dayton	11/30/19
Field Goal Attempts	18	at Mississippi State	1/30/20
3-Point Field Goals	4	2x; last at Mississippi State	1/30/20
3-Point FG Attempts	9	vs. Drake	12/1/19
Free Throws	9	vs. Wofford	11/6/19
Free Throw Attempts	14	vs. Wofford	11/6/19

Opponent	Start	Min.	FG-A	3PT-A	FT-A	O-D-T	PF	Ast.	TO	Blk.	St.	Pts.
WOFFORD	*	33	6-12	1-3	9-14	1-5-6	3	2	3	0	2	22
OLD DOMINION	*	29	5-16	2-5	5-6	1-3-4	4	2	3	0	4	17
at UAB	*	30	9-14	2-3	0-1	0-2-2	4	1	2	0	4	20
ST. JOSEPH'S	*	33	3-13	0-1	2-4	0-2-2	2	3	0	0	2	8
vs Middle Tennessee	*	24	2-6	0-0	2-2	1-1-2	2	0	2	0	3	6
vs. Dayton	*	33	9-17	1-5	3-3	1-2-3	4	3	2	0	3	22
vs. Drake	*	31	7-17	4-9	6-6	1-2-3	1	4	3	0	3	24
at South Alabama	*	26	6-10	2-4	0-0	2-2-4	2	1	0	0	0	14
at TCU	*	21	3-11	0-5	0-0	0-2-2	5	4	1	0	2	6
BETHUNE-COOKMAN	*	28	5-10	1-5	0-0	0-4-4	3	2	2	0	1	11
JACKSONVILLE ST.	*	30	5-10	0-2	0-0	0-6-6	1	2	3	0	1	10
at Vanderbilt	*	26	0-7	0-4	2-2	2-3-5	2	4	1	0	1	2
ARKANSAS	*	23	7-12	3-5	2-2	0-1-1	3	1	3	0	2	19
FLORIDA						--DNP-Injured--						
ALABAMA						--DNP-Injured--						
at Georgia	*	33	6-14	0-1	5-8	1-2-3	1	1	4	0	3	17
OLE MISS	*	33	2-10	1-4	2-3	3-7-10	1	3	3	1	2	7
at Kentucky	*	33	4-14	0-3	0-0	1-2-3	2	7	6	0	1	8
at Mississippi State	*	36	8-18	4-6	0-0	0-4-4	4	1	2	0	2	20
VANDERBILT	*	38	5-14	1-6	7-7	0-0-0	2	4	5	0	3	18
at Alabama	*	38	5-14	0-5	0-0	0-4-4	2	6	1	0	1	10
at South Carolina	*	28	1-8	0-0	0-0	1-2-3	3	3	5	0	1	2
LSU	*	34	1-8	0-1	5-6	1-5-6	2	10	6	0	1	7
MISSISSIPPI STATE												
at Texas A&M												
at Missouri												
TENNESSEE												

CAREER HIGHS

Points	25	at Indiana	12/3/17
Rebounds	10	vs. Ole Miss	1/23/20
Assists	10	vs. LSU	2/16/20
Blocks	2	at Kentucky	2/1/18
Steals	7	at LSU	1/18/18
Field Goals	9	7x; last vs. Dayton	11/30/19
Field Goal Attempts	23	at Tennessee	1/4/18
3-Point Field Goals	4	5x; last at Mississippi State	1/30/20
3-Point FG Attempts	11	vs. BYU	3/23/19
Free Throws	9	vs. Wofford	11/6/19
Free Throw Attempts	9	vs. Wofford	11/6/19

ALEXANDER'S CAREER STATISTICS

Season	gp-gs	min/avg	Total		3-Point		F-Throws		Rebounds				Scoring							
			fg-fga	pct	fg-fga	pct	ft-fta	pct	off	def	tot	avg	pf	fo	ast	to	blk	stl	pts	avg
2016-17	20-0	113/5.7	9-37	.243	1-10	.100	7-10	.700	9	8	17	0.9	18	0	1	10	0	9	26	1.3
2017-18	29-12	746/25.7	157-403	.390	41-122	.336	57-77	.740	17	59	76	2.6	73	0	39	79	3	80	412	14.2
2018-19	32-32	892/27.9	148-380	.389	60-166	.361	48-70	.686	22	79	101	3.2	73	2	56	57	3	74	404	12.6
2019-20	21-21	639/30.4	99-255	.388	22-77	.286	50-64	.781	16	61	77	3.7	53	1	62	59	1	44	270	12.9
TOTAL	102-65	2390/23.4	413-1075	.384	124-375	.331	162-221	.733	64	207	271	2.7	217	3	158	205	7	207	1112	10.9



Robyn BENTON

#1

Sophomore • Guard • 5-9

Conyers, Ga.

2019 SEC All-Freshman Team

Greater Atlanta Christian HS

• 2019 SEC All-Freshman Team

- Leads SEC with 3.2 steals/game in conference play; had career-high 6 steals at Mississippi State (1/30) and vs. Vanderbilt (2/2)
- Made first career start at Georgia (1/19); finished 12 points and 5 rebounds, along with 3 steals
- Since entering starting lineup at Georgia, averaging 13.4 points and 3.0 steals in 7 games
- Had career high 17 points, 6 rebounds and 3 assists in second career start vs. Ole Miss (1/23)
- Career-high 7 rebounds, 8-8 FT and scored 14 points at Alabama (2/9)
- Scored 10 points in season debut vs. Bethune-Cookman (12/15); missed first 9 games with injury
- Made game-winning shot + free throw with 8.6 seconds left to finish off 20-point comeback win at Vanderbilt (1/17); named SEC Freshman/Week
- Sister of former Tennessee football player Inky Johnson

SEASON HIGHS

Points	17	vs. Ole Miss	1/23/20
Rebounds	7	at Alabama	2/9/20
Assists	3	4x; last vs. Vanderbilt	2/2/20
Blocks	2	vs. Bethune-Cookman	12/15/19
Steals	6	2x; last vs. Vanderbilt	2/2/20
Field Goals	5	3x; last vs. Vanderbilt	2/2/20
Field Goal Attempts	14	vs. Vanderbilt	2/2/20
3-Point Field Goals	3	vs. Ole Miss	1/23/20
3-Point FG Attempts	8	vs. Ole Miss	1/23/20
Free Throws	8	at Alabama	2/9/20
Free Throw Attempts	8	at Alabama	2/9/20

Opponent	Start	Min.	FG-A	3PT-A	FT-A	O-D-T	PF	Ast.	TO	Blk.	St.	Pts.
WOFFORD						--DNP-Injured--						
OLD DOMINION						--DNP-Injured--						
at UAB						--DNP-Injured--						
ST. JOSEPH'S						--DNP-Injured--						
vs Middle Tennessee						--DNP-Injured--						
vs. Dayton						--DNP-Injured--						
vs. Drake						--DNP-Injured--						
at South Alabama						--DNP-Injured--						
at TCU						--DNP-Injured--						
BETHUNE-COOKMAN	15		4-7	2-4	0-0	1-0-1	1	1	0	2	1	10
JACKSONVILLE ST.	18		2-5	0-1	0-0	1-1-2	1	1	0	0	1	4
at Vanderbilt	20		0-5	0-0	0-0	1-0-1	1	0	3	0	4	0
ARKANSAS	20		2-7	1-2	1-2	1-0-1	2	3	1	0	4	6
FLORIDA	24		1-6	0-3	0-0	0-1-1	2	3	1	1	3	2
ALABAMA	24		3-9	2-6	1-2	4-0-4	1	0	2	0	3	9
at Georgia	* 33		4-9	2-4	2-2	2-3-5	4	1	1	1	3	12
OLE MISS	* 30		5-13	3-8	4-4	4-2-6	1	3	1	0	2	17
at Kentucky	* 27		4-9	1-2	0-0	1-1-2	4	1	2	0	1	9
at Mississippi State	* 31		5-10	1-2	3-4	1-1-2	3	1	5	0	6	14
VANDERBILT	* 33		5-14	1-5	2-2	4-2-6	4	3	2	0	6	13
at Alabama	* 34		3-10	0-4	8-8	4-3-7	4	0	1	0	1	14
at South Carolina	* 23		6-17	2-3	1-1	4-0-4	2	2	1	0	2	15
LSU	* 28		4-11	2-6	1-2	1-1-2	4	1	5	1	4	11
MISSISSIPPI STATE												
at Texas A&M												
at Missouri												
TENNESSEE												

CAREER HIGHS

Points	17	vs. Ole Miss	1/23/20
Rebounds	7	at Alabama	2/9/20
Assists	3	6x; last vs. Vanderbilt	2/2/20
Blocks	2	vs. Bethune-Cookman	12/15/19
Steals	6	2x; last vs. Vanderbilt	2/2/20
Field Goals	6	vs. Grambling	11/6/18
Field Goal Attempts	13	vs. Ole Miss	1/23/20
3-Point Field Goals	5	at Elon	12/22/18
3-Point FG Attempts	8	2x; last vs. Ole Miss	1/23/20
Free Throws	8	at Alabama	2/9/20
Free Throw Attempts	8	at Alabama	2/9/20

BENTON'S CAREER STATISTICS

Season	gp-gs		Total		3-Point		F-Throws		Rebounds				Scoring												
	gp	gs	fg-fga	pct	fg-fga	pct	ft-fta	pct	off	def	tot	avg	pf	fo	ast	to	blk	stl	pts	avg					
2018-19	32	0	457	14.3	64	167	.383	35	94	.372	24	34	.706	16	26	42	1.3	41	0	18	15	3	34	187	5.8
2019-20	14	8	350	25.0	48	132	.364	17	50	.340	23	27	.852	29	15	44	3.1	34	0	20	25	5	41	136	9.7
TOTAL	46	8	807	17.5	112	299	.375	52	144	.361	47	61	.770	45	41	86	1.9	75	0	38	40	8	75	323	7.0



Sania WELLS

#2

Freshman • Guard • 5-7

Moss Point, Miss.

East Central HS

- Scored season-high 8 points in career-high 21 minutes at Mississippi State (1/30)
- Scored 5 points on 2-5 shooting at South Carolina (2/13)
- Made collegiate debut at UAB; scored 4 points while playing 17 minutes
- Missed first two games with injury
- Ranked as No. 27 point guard nationally by ESPN HoopGurlz
- USA Today All-Mississippi team
- Averaged 27 points, 5 rebounds, 4 steals as a HS senior

SEASON/CAREER HIGHS

Points	8	at Mississippi State	1/30/20
Rebounds	3	3x; last at Alabama	2/9/20
Assists	3	vs. Middle Tenn.	11/29/19
Blocks			
Steals	2	vs. Alabama	1/12/20
Field Goals	3	at Mississippi State	1/30/20
Field Goal Attempts	6	at Mississippi State	1/30/20
3-Point Field Goals	1	3x; last at South Carolina	2/13/20
3-Point FG Attempts	3	vs. Alabama	1/12/20
Free Throws	2	3x; last at Mississippi State	1/30/20
Free Throw Attempts	4	at Mississippi State	1/30/20

Opponent	Start	Min.	FG-A	3PT-A	FT-A	O-D-T	PF	Ast.	TO	Blk.	St.	Pts.
WOFFORD						--DNP-Injured--						
OLD DOMINION						--DNP-Injured--						
at UAB	17		1-4	0-1	2-2	0-0-0	2	0	2	0	0	4
ST. JOSEPH'S	5		0-2	0-0	0-0	0-3-3	1	0	1	0	0	0
vs Middle Tennessee	13		1-1	0-0	1-2	0-1-1	2	3	1	0	0	3
vs. Dayton	4		0-0	0-0	0-0	0-0-0	1	0	0	0	1	0
vs. Drake	4		0-0	0-0	2-2	0-0-0	0	1	0	0	0	2
at South Alabama	3		0-1	0-0	0-0	0-1-1	0	2	0	0	0	0
at TCU	1		0-0	0-0	0-0	0-0-0	0	0	0	0	0	0
BETHUNE-COOKMAN	6		0-1	0-1	0-0	0-0-0	0	0	1	0	0	0
JACKSONVILLE ST.	3		0-0	0-0	0-0	0-0-0	0	0	1	0	0	0
at Vanderbilt						--DNP--						
ARKANSAS	1		0-0	0-0	0-0	0-0-0	0	1	0	0	0	0
FLORIDA	6		2-3	0-1	0-0	1-1-2	2	0	0	0	0	4
ALABAMA	10		1-3	1-3	0-0	1-0-1	0	1	0	0	2	3
at Georgia	3		0-0	0-0	0-0	0-0-0	0	0	0	0	0	0
OLE MISS	3		0-1	0-0	0-0	0-0-0	0	0	1	0	0	0
at Kentucky						--DNP--						
at Mississippi State	21		3-6	0-1	2-4	1-2-3	3	1	1	0	0	8
VANDERBILT	10		0-2	0-0	0-0	0-0-0	1	0	1	0	0	0
at Alabama	12		1-4	1-2	1-2	1-2-3	4	0	0	0	0	4
at South Carolina	17		2-5	1-1	0-0	0-2-2	1	0	2	0	0	5
LSU	5		0-1	0-1	0-0	0-1-1	2	0	0	0	0	0
MISSISSIPPI STATE												
at Texas A&M												
at Missouri												
TENNESSEE												

WELLS' CAREER STATISTICS

Season	gp-gs	min/avg	Total		3-Point		F-Throws		Rebounds					Scoring						
			fg-fga	pct	fg-fga	pct	ft-fta	pct	off	def	tot	avg	pf	fo	ast	to	blk	stl	pts	avg
2019-20	19-0	144/7.6	11-34	.324	3-11	.273	8-12	.667	4	13	17	0.9	19	0	9	11	0	3	33	1.7
TOTAL	19-0	144/7.6	11-34	.324	3-11	.273	8-12	.667	4	13	17	0.9	19	0	9	11	0	3	33	1.7



Annie HUGHES

#3

Freshman • Guard • 5-9

Dutton, Ala.

Pisgah HS

- Scored 10 points and led Auburn with 4 assists & 3 steals in collegiate debut vs. Wofford (11/6)
- Was the third true freshman to start her first game under Williams-Flournoy (Unique Thompson in 2017, Katie Frerking in 2013)
- 2019 Alabama Miss Basketball, first to attend Auburn since Whitney Boddie in 2005
- Led Pisgah HS to 65-2 record and back-to-back 3A state titles in 2018 and 2019
- Averaged 21.4 points, 7.0 rebounds, 4.2 assists and 3.5 steals as a high school senior
- All-state first team in 2018 and 2019
- Also helped Pisgah HS to 2019 state softball championship

SEASON/CAREER HIGHS

Points	12 vs. Old Dominion	11/14/19
Rebounds	7 vs. Bethune-Cookman	12/15/19
Assists	4 vs. Wofford	11/6/19
Blocks		
Steals	3 vs. Wofford	11/6/19
Field Goals	5 vs. Old Dominion	11/14/19
Field Goal Attempts	7 vs. Old Dominion	11/14/19
3-Point Field Goals	1 10x; last vs. LSU	2/16/20
3-Point FG Attempts	4 vs. Alabama	1/12/20
Free Throws	2 vs. Middle Tenn.	11/29/19
Free Throw Attempts	4 vs. Middle Tenn.	11/29/19

Opponent	Start	Min.	FG-A	3PT-A	FT-A	O-D-T	PF	Ast.	TO	Blk.	St.	Pts.
WOFFORD	*	30	4-5	1-1	1-1	2-0-2	3	4	0	0	3	10
OLD DOMINION	*	35	5-7	1-1	1-2	3-1-4	1	1	0	0	2	12
at UAB	*	29	1-4	0-1	0-0	0-1-1	3	3	0	0	1	2
ST. JOSEPH'S		18	2-4	1-2	0-0	1-3-4	1	0	0	0	0	5
vs Middle Tennessee		20	0-4	0-2	2-4	0-3-3	2	0	1	0	0	2
vs. Dayton		18	1-3	0-2	0-0	0-0-0	2	0	0	0	0	2
vs. Drake		11	2-3	1-1	0-0	0-0-0	0	0	3	0	0	5
at South Alabama		16	2-3	0-0	0-0	1-0-1	0	0	0	0	1	4
at TCU		22	0-4	0-2	0-0	2-0-2	1	2	1	0	0	0
BETHUNE-COOKMAN	*	31	2-5	1-3	0-0	4-3-7	2	2	2	0	0	5
JACKSONVILLE ST.		13	0-0	0-0	0-0	1-0-1	2	1	2	0	0	0
at Vanderbilt		14	0-3	0-1	1-2	2-0-2	2	0	0	0	1	1
ARKANSAS	*	19	1-6	0-1	0-0	1-1-2	1	0	1	0	0	2
FLORIDA	*	18	1-3	1-3	0-0	0-0-0	1	0	0	0	0	3
ALABAMA	*	20	2-5	1-4	0-0	1-2-3	0	0	1	0	1	5
at Georgia		6	0-0	0-0	0-0	0-0-0	3	0	1	0	1	0
OLE MISS		6	0-2	0-2	0-0	0-1-1	0	0	1	0	0	0
at Kentucky		12	1-1	0-0	0-0	0-0-0	0	1	1	0	1	2
at Mississippi State		9	1-1	0-0	0-0	0-0-0	0	0	1	0	0	2
VANDERBILT		7	1-3	1-2	0-0	0-0-0	0	0	1	0	0	3
at Alabama		6	1-3	1-1	0-0	0-0-0	0	0	0	0	0	3
at South Carolina		17	0-1	0-0	1-2	0-0-0	1	0	1	0	0	1
LSU		14	1-1	1-1	0-0	0-1-1	0	0	0	0	0	3
MISSISSIPPI STATE												
at Texas A&M												
at Missouri												
TENNESSEE												

HUGHES' CAREER STATISTICS

Season	gp-gs	min/avg	Total		3-Point		F-Throws			Rebounds				Scoring						
			fg-fga	pct	fg-fga	pct	ft-fta	pct	off	def	tot	avg	pf	fo	ast	to	blk	stl	pts	avg
2019-20	23-7	404/17.6	28-71	.394	10-30	.333	6-11	.545	18	16	34	1.5	25	0	14	17	0	11	72	3.1
TOTAL	23-7	404/17.6	28-71	.394	10-30	.333	6-11	.545	18	16	34	1.5	25	0	14	17	0	11	72	3.1



Brooke MOORE

#5

Sophomore • Guard • 5-7

Atlanta, Ga.

Henry County HS

- Season-high 20 points on 7-12 FT (4-6 3FG) at South Alabama (12/4)
- Scored 15 points while playing career-high 35 minutes in first career start vs. Wofford (11/6); matched 15-point effort vs. ODU (11/14)
- Started career 21-for-21 at the free-throw line; is 31-40 this season
- Played in 25 games as a freshman; averaged 5.2 points in 12.0 minutes/game
- Led Auburn with career-high 23 points, hit five 3-pointers in win over Alabama State (12/29); also made half-court shot at halftime; named SEC Freshman of the Week
- Scored 14 points and hit 4 3-pointers in win at Elon (12/22); helped set single-game 3-point record for 2nd time in less than a month
- Georgia Class AAAA Player of the Year as a senior; 3-time AJC Player of the Year

SEASON HIGHS

Points	20	at South Alabama	12/4/19
Rebounds	4	2x; last vs. Ole Miss	1/23/20
Assists	3	at South Alabama	12/4/19
Blocks	1	vs. Wofford	11/6/19
Steals	4	vs. Dayton	11/30/19
Field Goals	8	vs. Arkansas	1/5/20
Field Goal Attempts	17	vs. Dayton	11/30/19
3-Point Field Goals	4	at South Alabama	12/4/19
3-Point FG Attempts	10	vs. Middle Tenn.	11/29/19
Free Throws	7	2x; last at Vanderbilt	1/2/20
Free Throw Attempts	10	at Vanderbilt	1/2/20

Opponent	Start	Min.	FG-A	3PT-A	FT-A	O-D-T	PF	Ast.	TO	Blk.	St.	Pts.
WOFFORD	*	35	6-16	1-7	2-2	1-1-2	1	1	1	1	2	15
OLD DOMINION	*	24	3-9	2-6	7-7	1-0-1	0	2	2	0	2	15
at UAB	*	23	3-8	0-4	2-2	0-1-1	2	1	1	0	1	8
ST. JOSEPH'S	*	19	0-8	0-4	1-4	2-2-4	2	2	1	0	0	1
vs Middle Tennessee	*	30	4-11	3-10	0-0	0-2-2	2	1	5	0	0	11
vs. Dayton	*	39	7-17	3-8	1-2	0-0-0	3	0	4	0	4	18
vs. Drake	*	25	2-10	1-4	0-0	3-0-3	2	2	5	0	1	5
at South Alabama	*	30	7-12	4-6	2-2	0-1-1	2	3	2	0	1	20
at TCU	*	27	3-12	1-6	1-1	2-0-2	4	0	2	0	0	8
BETHUNE-COOKMAN						--DNP-Illness--						
JACKSONVILLE ST.	*	26	2-8	1-5	6-6	1-1-2	2	2	2	0	3	11
at Vanderbilt	*	29	5-14	0-5	7-10	0-0-0	0	0	6	0	0	17
ARKANSAS	*	26	8-15	3-8	0-2	0-0-0	2	0	2	0	1	19
FLORIDA	*	32	6-12	2-6	0-0	0-1-1	0	1	3	0	1	14
ALABAMA	*	23	0-8	0-3	0-0	0-1-1	0	0	1	0	1	0
at Georgia	*	28	0-8	0-2	2-2	1-2-3	1	1	2	0	1	2
OLE MISS	*	23	4-12	2-4	0-0	3-1-4	0	1	0	0	2	10
at Kentucky	*	22	1-7	1-4	0-0	0-2-2	0	0	2	0	0	3
at Mississippi State						--DNP-Injured--						
VANDERBILT						--DNP-Injured--						
at Alabama						--DNP-Injured--						
at South Carolina						--DNP-Injured--						
LSU						--DNP-Injured--						
MISSISSIPPI STATE												
at Texas A&M												
at Missouri												
TENNESSEE												

CAREER HIGHS

Points	23	vs. Alabama State	12/29/18
Rebounds	4	3x; last vs. Ole Miss	1/23/20
Assists	3	3x; last at South Alabama	12/4/19
Blocks	1	vs. Mississippi State	1/14/19
Steals	4	vs. Dayton	11/30/19
Field Goals	8	vs. Arkansas	1/5/20
Field Goal Attempts	17	vs. Dayton	11/30/19
3-Point Field Goals	5	vs. Alabama State	12/29/18
3-Point FG Attempts	13	vs. Alabama State	12/29/18
Free Throws	7	2x; last at Vanderbilt	1/2/20
Free Throw Attempts	10	at Vanderbilt	1/2/20

MOORE'S CAREER STATISTICS

Season	gp-gs	min/avg	Total		3-Point		F-Throws			Rebounds				Scoring						
			fg-fga	pct	fg-fga	pct	ft-fta	pct	off	def	tot	avg	pf	fo	ast	to	blk	stl	pts	avg
2018-19	25-0	299/12.0	45-147	.306	31-105	.295	10-10	1.000	7	19	26	1.0	15	0	10	19	1	11	131	5.2
2019-20	17-17	464/27.3	61-187	.326	24-92	.261	31-40	.775	14	15	29	1.7	23	0	17	42	1	20	177	10.4
TOTAL	42-17	763/18.2	106-334	.317	55-197	.279	41-50	.820	21	34	55	1.3	38	0	27	61	2	31	308	7.3



Kiyae' WHITE

#10

Redshirt Sophomore • Forward • 6-2

Macungie, Pa.

Emmaus HS

- Career-high 12 points, including 6-8 on FTs, in win over St. Joseph's (11/24)
- Made first career start vs. Wofford (11/6); pulled down career-high 11 rebounds in just 17 minutes
- Played in 29 games as a redshirt freshman; averaging 6.9 minutes/game
- Made first collegiate appearance vs. Grambling (11/6/18); had 3 points, 4 rebounds in 12 minutes of action
- Redshirted 2017-18 season due to injury
- Ranked as No. 20 forward nationally out of high school
- Three brothers all played football at West Virginia; brother, Kevin White, plays for Chicago Bears

SEASON HIGHS

Points	12	vs. St. Joseph's	11/24/19
Rebounds	11	vs. Wofford	11/6/19
Assists	4	vs. Wofford	11/6/19
Blocks	1	8x; last at Mississippi State	1/30/20
Steals	3	at TCU	12/7/19
Field Goals	3	2x; last at South Carolina	2/13/20
Field Goal Attempts	7	vs. Middle Tenn.	11/29/19
3-Point Field Goals	0		
3-Point FG Attempts	0		
Free Throws	6	vs. St. Joseph's	11/24/19
Free Throw Attempts	8	vs. St. Joseph's	11/24/19

Opponent	Start	Min.	FG-A	3PT-A	FT-A	O-D-T	PF	Ast.	TO	Blk.	St.	Pts.
WOFFORD	*	17	1-4	0-0	0-2	2-9-11	1	4	2	0	1	2
OLD DOMINION	*	20	2-4	0-0	1-3	1-3-4	3	0	0	0	0	5
at UAB		10	1-1	0-0	1-2	3-1-4	2	0	3	1	0	3
ST. JOSEPH'S	*	26	3-4	0-0	6-8	0-3-3	2	1	0	1	1	12
vs Middle Tennessee	*	23	2-7	0-0	1-2	1-1-2	2	0	1	0	0	5
vs. Dayton	*	19	0-3	0-0	1-2	2-5-7	2	0	0	1	1	1
vs. Drake	*	16	2-2	0-0	2-2	1-2-3	3	0	1	0	0	6
at South Alabama	*	19	1-3	0-0	1-2	3-5-8	2	1	1	1	1	3
at TCU	*	12	1-3	0-0	0-2	1-3-4	4	0	0	0	3	2
BETHUNE-COOKMAN	*	14	1-1	0-0	2-2	1-5-6	3	0	4	1	0	4
JACKSONVILLE ST.	*	19	1-2	0-0	1-2	2-6-8	1	1	1	0	2	3
at Vanderbilt	*	22	1-2	0-0	0-1	3-1-4	4	1	3	1	2	2
ARKANSAS		18	1-3	0-0	2-4	3-3-6	1	0	2	0	0	4
FLORIDA		18	2-3	0-0	4-6	1-6-7	1	0	0	0	0	8
ALABAMA		17	2-2	0-0	1-2	1-1-2	2	1	1	0	0	5
at Georgia		15	2-3	0-0	0-0	0-1-1	1	0	2	0	1	4
OLE MISS		25	2-3	0-0	1-2	3-6-9	2	0	0	0	1	5
at Kentucky		17	0-0	0-0	1-4	1-5-6	2	1	2	1	1	1
at Mississippi State		22	1-1	0-0	1-2	1-4-5	4	0	2	1	1	3
VANDERBILT		12	0-0	0-0	0-0	0-1-1	1	0	1	0	0	0
at Alabama		12	0-0	0-0	0-0	0-2-2	2	0	0	0	0	0
at South Carolina		17	3-6	0-1	0-0	3-2-5	3	0	1	0	1	6
LSU		12	1-1	0-0	0-0	0-2-2	3	0	1	1	1	2
MISSISSIPPI STATE												
at Texas A&M												
at Missouri												
TENNESSEE												

CAREER HIGHS

Points	12	vs. St. Joseph's	11/24/19
Rebounds	11	vs. Wofford	11/6/19
Assists	4	vs. Wofford	11/6/19
Blocks	1	8x; last at Mississippi State	1/30/20
Steals	3	at TCU	12/7/19
Field Goals	3	2x; last at South Carolina	2/13/20
Field Goal Attempts	7	vs. Middle Tenn.	11/29/19
3-Point Field Goals	0		
3-Point FG Attempts	0		
Free Throws	6	vs. St. Joseph's	11/24/19
Free Throw Attempts	8	vs. St. Joseph's	11/24/19

WHITE'S CAREER STATISTICS

Season	gp-gs	min/avg	Total		3-Point		F-Throws		Rebounds				Scoring							
			fg-fga	pct	fg-fga	pct	ft-fga	pct	off	def	tot	avg	pf	fo	ast	to	blk	stl	pts	avg
2018-19	29-0	199/6.9	15-39	.385	0-0	.000	8-14	.571	23	28	51	1.8	27	0	9	10	1	2	38	1.3
2019-20	23-11	401/17.4	30-58	.517	0-1	.000	26-50	.520	33	77	110	4.8	51	0	11	27	10	17	86	3.7
TOTAL	52-11	600/11.5	45-97	.464	0-1	.000	34-64	.531	56	105	161	3.1	78	0	20	37	11	19	124	2.4



Lauren HANSEN

#13

Freshman • Guard • 5-8

Setauket, N.Y.

Ward Melville HS

- Career-high 24 points, 7-14 3FG vs. Drake (12/1); most 3-pointers by Auburn player since 1/1/2017 (Brandy Montgomery vs. Florida)
- Had SEC-best 18 points on 6-12 shooting and 5-5 FT in win over Vanderbilt (2/2)
- Scored 18 points in second collegiate start vs. St. Joseph's; was 4-6 on 3FG and led team with 4 steals
- Made collegiate debut vs. Old Dominion (11/14); scored 7 points and added one assist and one steal
- Missed season's first game vs. Wofford with injury
- Ranked as No. 71 prospect nationally and No. 20 guard by ESPN
- USA Today First-Team All-State in New York as a senior
- All-conference and all-state selection at Ward Melville HS


SEASON/CAREER HIGHS

Points	24	vs. Drake	12/1/19
Rebounds	6	vs. Dayton	11/30/19
Assists	4	3x; last vs. Alabama	1/12/20
Blocks			
Steals	4	vs. St. Joseph's	11/24/19
Field Goals	8	vs. Drake	12/1/19
Field Goal Attempts	15	vs. Drake	12/1/19
3-Point Field Goals	7	vs. Drake	12/1/19
3-Point FG Attempts	14	vs. Drake	12/1/19
Free Throws	5	vs. Vanderbilt	2/2/20
Free Throw Attempts	5	vs. Vanderbilt	2/2/20

Opponent	Start	Min.	FG-A	3PT-A	FT-A	O-D-T	PF	Ast.	TO	Blk.	St.	Pts.
WOFFORD						--DNP-Injured--						
OLD DOMINION		21	3-7	1-3	0-0	0-0-0	5	1	4	0	1	7
at UAB	*	22	1-7	0-2	1-2	1-0-1	3	1	5	0	1	3
ST. JOSEPH'S	*	35	6-10	4-6	2-2	0-1-1	2	2	3	0	4	18
vs Middle Tennessee	*	12	0-0	0-0	0-0	0-0-0	5	0	5	0	1	0
vs. Dayton	*	28	2-11	2-7	2-2	2-4-6	3	1	2	0	1	8
vs. Drake	*	32	8-15	7-14	1-2	0-3-3	2	4	2	0	1	24
at South Alabama	*	26	4-12	2-7	0-0	0-1-1	1	4	1	0	0	10
at TCU	*	29	2-11	2-8	2-2	0-2-2	3	1	4	0	1	8
BETHUNE-COOKMAN	*	23	4-11	2-6	0-0	0-0-0	5	3	5	0	0	10
JACKSONVILLE ST.	*	26	2-9	2-7	0-0	0-2-2	1	2	3	0	1	6
at Vanderbilt	*	17	0-5	0-5	2-2	0-0-0	2	1	4	0	0	2
ARKANSAS		20	3-8	1-4	0-0	0-0-0	1	2	3	0	0	7
FLORIDA	*	24	3-8	1-5	0-0	1-1-2	2	2	5	0	1	7
ALABAMA	*	28	1-7	1-4	0-0	0-2-2	3	4	4	0	0	3
at Georgia		14	0-2	0-1	0-0	0-3-3	0	0	2	0	1	0
OLE MISS		17	3-8	1-5	0-0	0-1-1	2	1	3	0	3	7
at Kentucky		18	1-4	0-2	0-0	0-1-1	2	0	1	0	0	2
at Mississippi State	*	19	1-2	1-1	0-0	0-1-1	2	2	2	0	1	3
VANDERBILT	*	29	6-12	1-4	5-5	0-1-1	1	2	3	0	2	18
at Alabama	*	28	3-6	1-3	2-3	0-1-1	0	1	0	0	0	9
at South Carolina	*	24	1-5	1-3	0-0	0-1-1	0	1	1	0	0	3
LSU	*	32	5-8	4-6	2-2	0-1-1	1	0	3	0	0	16
MISSISSIPPI STATE												
at Texas A&M												
at Missouri												
TENNESSEE												

HANSEN'S CAREER STATISTICS

Season	gp-gs	min/avg	Total		3-Point		F-Throws		Rebounds				Scoring							
			fg-fga	pct	fg-fga	pct	ft-fta	pct	off	def	tot	avg	pf	fo	ast	to	blk	stl	pts	avg
2019-20	22-17	523/23.8	59-168	.351	34-103	.330	19-22	.864	4	26	30	1.4	46	3	35	65	0	19	171	7.8
TOTAL	22-17	523/23.8	59-168	.351	34-103	.330	19-22	.864	4	26	30	1.4	46	3	35	65	0	19	171	7.8



Unique THOMPSON

#20

Junior • Forward • 6-3

Theodore, Ala.

****2018 SEC All-Freshman Team****

Faith Academy

Named to 2019-20 Preseason All-SEC Second Team (media & coaches)

Two-time SEC Player of the Week (11/25; 12/30)

Leads NCAA with 19 double-doubles this season; has 39 career double-doubles, 2nd in Auburn history

• Second in NCAA in offensive rebounds per game (5.0); seventh in total rebounds (11.7)

• Leads the SEC in rebounding (11.7/game); fourth in SEC in scoring (16.7 ppg) (as of 2/16)

• Scored 1,000th career point at Kentucky (1/27); had 27 points, 15 rebounds in that game

• Had a streak of 13 consecutive double-doubles from March 23 (vs. BYU, NCAA Tournament) to Jan. 2 (at Vanderbilt), 2nd-longest in Auburn history

• Scored career-high 31 points at TCU along with 15 rebounds; first 30-15 game for Auburn since 2008 (DeWanna Bonner, 30/16 vs. Geo. Washington)

• Averaged a double-double in 2018-19 with 12.2 points, 10.3 rebounds; 5th player in Auburn history to do so, first since DeWanna Bonner in 2008

SEASON HIGHS

Points	31	at TCU	12/7/19
Rebounds	19	at UAB	11/21/19
Assists	6	vs. Arkansas	1/5/20
Blocks	2	at UAB	11/21/19
Steals	4	2x; last vs. Beth.-Cookman	12/15/19
Field Goals	12	at TCU	12/7/19
Field Goal Attempts	21	vs. Alabama	1/12/20
3-Point Field Goals			
3-Point FG Attempts			
Free Throws	10	vs. Dayton	11/30/19
Free Throw Attempts	12	vs. Dayton	11/30/19

CAREER HIGHS

Points	31	at TCU	12/7/19
Rebounds	19	3x; last at UAB	11/21/19
Assists	6	vs. Arkansas	1/5/20
Blocks	6	vs. Louisiana Tech	11/19/17
Steals	4	5x; last vs. Beth.-Cookman	12/15/19
Field Goals	12	at TCU	12/7/19
Field Goal Attempts	21	vs. Alabama	1/12/20
3-Point Field Goals			
3-Point FG Attempts			
Free Throws	10	at Ole Miss	1/31/19
Free Throw Attempts	12	at Ole Miss	1/31/19

Opponent	Start	Min.	FG-A	3PT-A	FT-A	O-D-T	PF	Ast.	TO	Blk.	St.	Pts.
WOFFORD	*	31	9-13	0-0	7-9	6-7-13	3	1	3	0	2	25
OLD DOMINION	*	30	5-6	0-0	3-8	7-3-10	2	2	2	0	0	13
at UAB	*	32	9-12	0-0	6-8	10-9-19	2	1	2	2	2	24
ST. JOSEPH'S	*	34	5-10	0-0	7-10	7-5-12	2	5	4	0	1	17
vs Middle Tennessee	*	28	6-9	0-0	3-4	6-4-10	2	0	4	0	0	15
vs. Dayton	*	37	5-9	0-0	10-15	3-8-11	3	1	5	1	2	20
vs. Drake	*	32	5-9	0-0	2-3	2-9-11	2	1	4	0	4	12
at South Alabama	*	32	7-7	0-0	1-4	3-7-10	1	1	2	1	0	15
at TCU	*	34	12-18	0-0	7-8	7-8-15	1	1	4	1	2	31
BETHUNE-COOKMAN	*	31	7-10	0-0	2-3	5-8-13	4	2	1	0	4	16
JACKSONVILLE ST.	*	30	7-13	0-0	6-8	6-4-10	2	1	5	1	3	20
at Vanderbilt	*	30	5-10	0-0	4-4	1-9-10	3	2	1	0	3	14
ARKANSAS	*	30	2-4	0-0	2-3	4-9-13	3	6	5	1	2	6
FLORIDA	*	28	4-8	0-0	2-2	7-3-10	3	2	2	0	1	10
ALABAMA	*	31	8-21	0-0	0-1	5-9-14	2	0	2	0	1	16
at Georgia	*	38	2-9	0-0	9-13	4-7-11	1	2	1	0	1	13
OLE MISS	*	27	3-10	0-0	4-4	5-8-13	1	1	2	0	0	10
at Kentucky	*	37	11-14	0-0	5-7	9-6-15	1	1	4	1	3	27
at Mississippi State	*	37	7-12	0-0	7-8	4-7-11	3	2	4	1	2	21
VANDERBILT	*	35	6-9	0-0	3-4	4-8-12	3	3	1	1	1	15
at Alabama	*	38	3-12	0-0	3-5	5-7-12	2	1	4	0	2	9
at South Carolina	*	33	6-11	0-0	0-1	4-4-8	1	3	0	0	1	12
LSU	*	33	10-13	0-0	3-5	1-5-6	3	2	3	1	2	23
MISSISSIPPI STATE												
at Texas A&M												
at Missouri												
TENNESSEE												

THOMPSON'S CAREER STATISTICS

Season	gp-gs	min/avg	Total		3-Point		F-Throws		Rebounds				Scoring							
			fg-fga	pct	fg-fga	pct	ft-fga	pct	off	def	tot	avg	pf	fo	ast	to	blk	stl	pts	avg
2017-18	27-27	811/30.0	131-271	.483	0-0	.000	49-87	.563	112	115	227	8.4	63	0	28	66	21	32	311	11.5
2018-19	32-32	996/31.1	153-272	.563	0-0	.000	83-136	.610	143	187	330	10.3	71	1	35	63	20	57	389	12.2
2019-20	23-23	745/32.4	144-249	.578	0-0	.000	96-137	.701	115	154	269	11.7	50	0	41	66	11	39	384	16.7
TOTAL	82-82	2552/31.1	428-792	.540	0-0	.000	228-360	.633	370	456	826	10.1	184	1	104	195	52	128	1084	13.2



Erin HOWARD

#24

Sophomore • Guard/Forward • 6-1

Madison, Wis.

Madison East HS

- Career-high 15 points on 6-12 FG (3-5 3FG) at Alabama (2/9)
- Matched career-high with 3 blocked shots at South Carolina (2/13); also hit three 3-pointers, scored 9 points
- Had then-career best 14 points, 4 steals along with 6 rebounds in win at South Alabama; hit career-high 4 3-pointers (12/4)
- Game-tying tip-in at fourth quarter buzzer to force overtime vs. Dayton (11/30)
- Had 9 points, 7 rebounds, 3 assists in 29 minutes off the bench at UAB (11/21)
- Started 17 games, appeared in 29 as a freshman; averaged 3.5 points, 2.9 rebounds in 20.1 minutes/game
- Made first collegiate start vs. Tennessee (1/3); scored career-high 11 points in 33 minutes
- Hit record-setting 14th Auburn 3-pointer in win at Elon (12/22)
- First Auburn women's basketball player from state of Wisconsin

SEASON HIGHS

Points	15	at Alabama	2/9/20
Rebounds	7	3x; last vs. Arkansas	1/5/20
Assists	3	2x; last at Kentucky	1/27/20
Blocks	3	at South Carolina	2/13/20
Steals	4	2x; last vs. Florida	1/9/20
Field Goals	6	at Alabama	2/9/20
Field Goal Attempts	12	at Alabama	2/9/20
3-Point Field Goals	4	at South Alabama	12/4/19
3-Point FG Attempts	8	2x; last at Vanderbilt	1/2/20
Free Throws	2	3x; last vs. Alabama	1/12/20
Free Throw Attempts	2	6x; last at Alabama	2/9/20

Opponent	Start	Min.	FG-A	3PT-A	FT-A	O-D-T	PF	Ast.	TO	Blk.	St.	Pts.
WOFFORD		18	0-3	0-3	0-0	2-1-3	3	0	0	1	1	0
OLD DOMINION		18	2-5	2-4	0-0	0-3-3	2	1	1	1	0	6
at UAB		29	4-9	1-4	0-0	2-5-7	1	3	2	0	2	9
ST. JOSEPH'S		18	0-2	0-1	0-0	1-2-3	0	0	0	0	0	0
vs Middle Tennessee		28	3-11	1-8	0-0	0-6-6	1	2	0	1	3	7
vs. Dayton		34	2-3	0-1	1-2	2-4-6	1	0	0	0	1	5
vs. Drake		30	1-4	0-1	0-1	1-4-5	1	0	2	2	1	2
at South Alabama		26	5-10	4-7	0-0	1-5-6	1	2	1	1	4	14
at TCU		33	3-8	0-4	1-2	1-3-4	2	2	3	2	3	7
BETHUNE-COOKMAN		27	4-9	2-6	2-2	2-5-7	4	1	3	0	0	12
JACKSONVILLE ST.		22	1-5	1-3	0-0	0-0-0	1	0	0	1	0	3
at Vanderbilt		23	4-11	3-8	2-2	0-4-4	4	0	1	0	3	13
ARKANSAS	*	26	2-9	0-5	0-0	2-5-7	1	0	1	0	2	4
FLORIDA	*	32	3-6	3-6	0-0	0-0-0	2	1	1	0	4	9
ALABAMA	*	25	2-7	1-3	2-2	2-2-4	3	2	0	2	1	7
at Georgia	*	22	1-7	0-4	0-0	1-3-4	4	0	2	0	0	2
OLE MISS	*	29	1-6	0-4	1-2	1-4-5	2	1	3	0	2	3
at Kentucky	*	28	3-6	2-5	1-1	2-4-6	4	3	4	0	1	9
at Mississippi State	*	20	1-4	0-2	0-0	2-2-4	1	2	3	0	1	2
VANDERBILT	*	33	1-8	0-4	1-2	2-4-6	2	0	0	1	2	3
at Alabama	*	31	6-12	3-5	0-2	3-1-4	3	1	1	0	2	15
at South Carolina	*	28	3-8	3-6	0-0	1-3-4	3	0	2	3	0	9
LSU	*	36	1-3	1-1	0-0	0-6-6	4	1	2	1	2	3
MISSISSIPPI STATE												
at Texas A&M												
at Missouri												
TENNESSEE												

CAREER HIGHS

Points	15	at Alabama	2/9/20
Rebounds	8	at Arkansas	2/10/19
Assists	5	at Alabama	1/10/19
Blocks	3	2x; last at South Carolina	2/13/20
Steals	4	at South Alabama	12/4/19
Field Goals	6	at Alabama	2/9/20
Field Goal Attempts	13	vs. Alabama State	12/29/18
3-Point Field Goals	4	at South Alabama	12/4/19
3-Point FG Attempts	9	vs. Alabama State	12/29/18
Free Throws	2	4x; last at Vanderbilt	1/2/20
Free Throw Attempts	2	7x; last at Alabama	2/9/20

HOWARD'S CAREER STATISTICS

Season	gp-gs	min/avg	Total		3-Point		F-Throws		Rebounds				Scoring							
			fg-fga	pct	fg-fga	pct	ft-fa	pct	off	def	tot	avg	pf	fo	ast	to	blk	stl	pts	avg
2018-19	31-17	624/20.1	42-128	.328	20-79	.253	5-6	.833	26	64	90	2.9	55	0	36	25	17	27	109	3.5
2019-20	23-11	613/26.7	53-156	.340	27-95	.284	11-18	.611	28	76	104	4.5	50	0	22	32	16	35	144	6.3
TOTAL	54-28	1237/22.9	95-284	.335	47-174	.270	16-24	.667	54	140	194	3.6	105	0	58	57	33	62	253	4.7



Morgan ROBINSON-NWAGWU

#30

Freshman • Guard • 5-8

Norcross, Ga.

Norcross HS

- Matched season-high with 6 points; also had 3 assists, 3 rebounds, 2 steals vs. Florida (1/9)
- Season-high 6 points along with 3 assists vs. Bethune-Cookman (12/15)
- Recorded 2 rebounds, 2 assists in collegiate debut vs. Wofford (11/6)
- Ranked as No. 28 guard nationally by ESPN
- Named first-team all-state and first-team all-metro by Atlanta Journal-Constitution
- Region 7A Player of the Year and All-Gwinnett County first team
- Averaged 15.3 points, 7.1 rebounds, 4.6 assists, 4.1 steals and 1.1 blocks as high school junior

SEASON/CAREER HIGHS

Points	6	2x; last vs. Florida	1/9/20
Rebounds	4	2x; last vs. Alabama	1/12/20
Assists	4	at TCU	12/7/19
Blocks	1	2x; last vs. Beth.-Cookman	12/15/19
Steals	3	at Vanderbilt	1/2/20
Field Goals	3	vs. Bethune-Cookman	12/15/19
Field Goal Attempts	12	vs. Florida	1/9/20
3-Point Field Goals	1	2x; last vs. Arkansas	1/5/20
3-Point FG Attempts	5	vs. Florida	1/9/20
Free Throws	3	at TCU	12/7/19
Free Throw Attempts	4	3x; last at TCU	12/7/19

Opponent	Start	Min.	FG-A	3PT-A	FT-A	O-D-T	PF	Ast.	TO	Blk.	St.	Pts.
WOFFORD		13	0-4	0-0	0-0	0-2-2	1	2	3	0	1	0
OLD DOMINION		7	0-4	0-0	0-0	2-2-4	0	0	2	0	0	0
at UAB		6	1-1	0-0	0-0	0-0-0	1	1	2	1	0	2
ST. JOSEPH'S		10	1-4	0-0	0-0	1-1-2	2	1	0	0	0	2
vs Middle Tennessee		18	0-4	0-0	1-4	0-3-3	2	2	4	0	1	1
vs. Dayton		13	0-1	0-0	0-0	0-0-0	3	1	0	0	1	0
vs. Drake		17	1-2	0-0	0-0	1-0-1	2	3	0	0	1	2
at South Alabama		19	0-2	0-0	2-4	0-1-1	3	2	4	0	0	2
at TCU		18	0-0	0-0	3-4	0-3-3	5	4	4	0	0	3
BETHUNE-COOKMAN		22	3-5	0-0	0-0	1-0-1	0	3	0	1	0	6
JACKSONVILLE ST.		14	1-2	1-1	0-0	0-1-1	1	0	3	0	1	3
at Vanderbilt		19	2-3	0-0	0-0	1-1-2	2	2	5	0	3	4
ARKANSAS		13	1-2	1-1	0-0	1-0-1	1	3	1	0	0	3
FLORIDA		18	2-12	0-5	2-3	2-1-3	3	3	3	0	2	6
ALABAMA		16	0-7	0-3	0-0	1-3-4	0	2	0	0	1	0
at Georgia		7	0-1	0-0	0-0	0-1-1	0	0	0	0	1	0
OLE MISS		7	0-1	0-0	0-0	0-1-1	0	1	2	0	0	0
at Kentucky		7	0-0	0-0	0-0	0-0-0	1	1	1	0	0	0
at Mississippi State		4	0-1	0-0	0-0	0-0-0	1	0	1	0	0	0
VANDERBILT		2	0-0	0-0	0-0	0-0-0	0	0	1	0	1	0
at Alabama		2	0-0	0-0	0-0	0-0-0	1	0	0	0	0	0
at South Carolina		11	0-4	0-0	0-0	1-0-1	0	3	1	0	1	0
LSU		6	0-1	0-0	0-0	0-2-2	2	1	2	0	0	0
MISSISSIPPI STATE												
at Texas A&M												
at Missouri												
TENNESSEE												

ROBINSON-NWAGWU'S CAREER STATISTICS

Season	gp-gs	min/avg	Total		3-Point		F-Throws		Rebounds						Scoring					
			fg-fga	pct	fg-fga	pct	ft-fta	pct	off	def	tot	avg	pf	fo	ast	to	blk	stl	pts	avg
2019-20	23-0	265/11.5	12-61	.197	2-10	.200	8-15	.533	11	22	33	1.4	31	1	36	39	2	14	34	1.5
TOTAL	23-0	265/11.5	12-61	.197	2-10	.200	8-15	.533	11	22	33	1.4	31	1	36	39	2	14	34	1.5



Natalie KELLY

#35

Sophomore • Forward • 6-3

Albany, La.

Albany HS

- Scored career-high 3 points vs. St. Joseph's (11/24); made only shot attempt
- Has made both shots attempted so far this season (11/24 vs. SJU; 12/28 vs. JSU)
- Appeared in 12 games as a freshman
- Made first collegiate field goal vs. Louisiana-Lafayette (11/25)
- Made first SEC appearance at Missouri (1/27)
- Ranked as No. 38 post player in nation out of high school, according to ESPN HoopGurlz
- Averaged 17.1 points, 12.1 rebounds, 3.3 steals as high school senior
- Set school record for single-season rebounds with 379 as a junior

SEASON HIGHS

Points	3	vs. St. Joseph's	11/24/19
Rebounds	2	at TCU	12/7/19
Assists			
Blocks			
Steals	1	2x; last vs. Alabama	1/12/20
Field Goals	1	2x; last vs. Jacksonville St.	12/28/19
Field Goal Attempts	1	2x; last vs. Jacksonville St.	12/28/19
3-Point Field Goals			
3-Point FG Attempts			
Free Throws	1	vs. St. Joseph's	11/24/19
Free Throw Attempts	2	vs. St. Joseph's	11/24/19

Opponent	Start	Min.	FG-A	3PT-A	FT-A	O-D-T	PF	Ast.	TO	Blk.	St.	Pts.
WOFFORD		6	0-0	0-0	0-0	0-0-0	0	0	0	0	0	0
OLD DOMINION at UAB						--DNP-- --DNP--						
ST. JOSEPH'S vs Middle Tennessee	3		1-1	0-0	1-2	0-0-0	0	0	0	0	0	3
vs. Dayton	4		0-0	0-0	0-0	0-0-0	2	0	0	0	0	0
vs. Drake	2		0-0	0-0	0-0	0-0-0	1	0	0	0	0	0
at South Alabama	3		0-0	0-0	0-0	0-1-1	1	0	0	0	0	0
at TCU	4		0-0	0-0	0-0	0-2-2	0	0	0	0	0	0
BETHUNE-COOKMAN	3		0-0	0-0	0-0	0-1-1	0	0	0	0	0	0
JACKSONVILLE ST. at Vanderbilt	1		1-1	0-0	0-0	1-0-1	0	0	0	0	0	2
ARKANSAS	2		0-0	0-0	0-0	0-0-0	0	0	0	0	0	0
FLORIDA	1		0-0	0-0	0-0	1-0-1	0	0	1	0	1	0
ALABAMA at Georgia	6		0-0	0-0	0-0	0-0-0	1	0	1	0	1	0
OLE MISS at Kentucky						--DNP-- --DNP-- --DNP--						
at Mississippi State	2		0-0	0-0	0-0	0-0-0	0	0	0	0	0	0
VANDERBILT at Alabama						--DNP-- --DNP--						
at South Carolina	2		0-0	0-0	0-0	0-1-1	1	0	0	0	0	0
LSU MISSISSIPPI STATE at Texas A&M at Missouri TENNESSEE						--DNP--						

SEASON/CAREER HIGHS

Points	3	vs. St. Joseph's	11/24/19
Rebounds	3	2x; last vs. Alabama State	12/29/18
Assists			
Blocks	1	2x; last vs. Alabama State	12/29/18
Steals	1	3x; last vs. Florida	1/9/20
Field Goals	1	2x; last vs. St. Joseph's	11/24/19
Field Goal Attempts	2	vs. UL-Lafayette	11/25/18
3-Point Field Goals			
3-Point FG Attempts			
Free Throws	1	4x; last vs. St. Joseph's	11/24/19
Free Throw Attempts	2	5x; last vs. St. Joseph's	11/24/19

KELLY'S CAREER STATISTICS

Season	gp-gs	min/avg	Total		3-Point		F-Throws		Rebounds				pf			Scoring				
			fg-fga	pct	fg-fga	pct	ft-fta	pct	off	def	tot	avg	pf	fo	ast	to	blk	stl	pts	avg
2018-19	12-0	49/4.1	1-5	.200	0-0	.000	3-8	.375	6	4	10	0.8	4	0	0	8	2	2	5	0.4
2019-20	14-0	41/2.9	2-2	1.000	0-0	.000	1-2	.500	2	5	7	0.5	6	0	0	2	0	2	5	0.4
TOTAL	26-0	90/3.5	3-7	.429	0-0	.000	4-10	.400	8	9	17	0.7	10	0	0	10	2	4	10	0.4

Game 1: Nov. 6, 2019
Auburn 84, Wofford 82
Auburn Arena
Auburn, Ala.

Official Basketball Box Score -- Game Totals -- Final Statistics
Wofford vs Auburn
11/06/19 6:00 pm at Auburn Arena -- Auburn, Ala.

Wofford 82 • 0-1-0-0 SoCon

Table with columns: Player, FG-FGA, 3-Pr, Rebounds, PF, TP, A TO Blk, Stl, Min. Lists player stats for Wofford.

Summary statistics for Wofford: 1st FG%, 2nd FG%, 3rd FG%, 4th FG%, Total FG%, 3-Pr, Rebounds, PF, TP, A TO Blk, Stl, Min.

Auburn 84 • 1-0-0-0 SEC

Table with columns: Player, FG-FGA, 3-Pr, Rebounds, PF, TP, A TO Blk, Stl, Min. Lists player stats for Auburn.

Summary statistics for Auburn: 1st FG%, 2nd FG%, 3rd FG%, 4th FG%, Total FG%, 3-Pr, Rebounds, PF, TP, A TO Blk, Stl, Min.

Officials: Elynnia Seales, Katie Lukanch, Felicia Grinter
Technical fouls: Wofford-None. Auburn-None.

Score by periods table for Auburn vs Wofford

Last FG - Wofford 4th-00:00, AU 4th-01:19.
Largest lead - Wofford by 4, 1st-09:16, AU by 7 3rd-05:39.

Game 2: Nov. 14, 2019
Old Dominion 89, Auburn 77
Auburn Arena
Auburn, Ala.

Official Basketball Box Score -- Game Totals -- Final Statistics
Old Dominion vs Auburn
11/14/19 6:00 pm at Auburn Arena -- Auburn, Ala.

Old Dominion 89 • 2-0-0-0 C-USA

Table with columns: Player, FG-FGA, 3-Pr, Rebounds, PF, TP, A TO Blk, Stl, Min. Lists player stats for Old Dominion.

Summary statistics for Old Dominion: 1st FG%, 2nd FG%, 3rd FG%, 4th FG%, Total FG%, 3-Pr, Rebounds, PF, TP, A TO Blk, Stl, Min.

Auburn 77 • 1-1-0-0 SEC

Table with columns: Player, FG-FGA, 3-Pr, Rebounds, PF, TP, A TO Blk, Stl, Min. Lists player stats for Auburn.

Summary statistics for Auburn: 1st FG%, 2nd FG%, 3rd FG%, 4th FG%, Total FG%, 3-Pr, Rebounds, PF, TP, A TO Blk, Stl, Min.

Officials: Karleena Tobin, Angel Stanton, Tina Napier
Technical fouls: Old Dominion-None. Auburn-None.

Score by periods table for Auburn vs Old Dominion

Last FG - Old Dominion 4th-03:30, AU 4th-02:06.
Largest lead - ODU by 16 4th-03:30, AU by 2 1st-07:02.

Game 3: Nov. 21, 2019
UAB 80, Auburn 75
Bartow Arena
Birmingham, Ala.

Official Basketball Box Score -- Game Totals -- Final Statistics
Auburn vs UAB
11/21/19 8:00 p.m. at Bartow Arena

Auburn 75 • 1-2

Table with columns: Player, FG-FGA, 3-Pr, Rebounds, PF, TP, A TO Blk, Stl, Min. Lists player stats for Auburn.

Summary statistics for Auburn: 1st FG%, 2nd FG%, 3rd FG%, 4th FG%, Total FG%, 3-Pr, Rebounds, PF, TP, A TO Blk, Stl, Min.

UAB 80 • 2-2

Table with columns: Player, FG-FGA, 3-Pr, Rebounds, PF, TP, A TO Blk, Stl, Min. Lists player stats for UAB.

Summary statistics for UAB: 1st FG%, 2nd FG%, 3rd FG%, 4th FG%, Total FG%, 3-Pr, Rebounds, PF, TP, A TO Blk, Stl, Min.

Officials: Bill Laranace, Dawn Harsh, Angelica Sufferin
Technical fouls: Auburn-None. UAB-None.

Score by periods table for Auburn vs UAB

Last FG - AU 4th-00:00, UABWBB 4th-01:10.
Largest lead - AU by 5 3rd-05:34, UABWBB by 5 4th-01:10.

AUBURN-- Junior Unique Thompson and senior Daisa Alexander combined for 47 points, and the Auburn women's basketball team held off a late rally to earn an 84-82 win over Wofford Wednesday night to open the 2019-20 season.

The Tigers (1-0) led by as many as 17 points midway through the third quarter but saw the Terriers (0-1) storm back to take the lead just nine minutes later. But strong rebounding and free-throw shooting down the stretch allowed Auburn to withstand a second-half 3-point barrage from Wofford.

Thompson picked up where she left off with her 21st career double-double, scoring 25 points and pulling down 11 rebounds. Alexander finished with 22 points and was 9-of-12 at the free-throw line, including a 7-of-8 mark in the fourth quarter.

Sophomore Brooke Moore scored 15 points in her first career start, and freshman Annie Hughes finished with 10 points, a team-high four assists and two steals. Sophomore Kiyae' White pulled down a career-high nine rebounds as she started for the first time.

Three freshmen made their Auburn debuts. Hughes started and played just under 30 minutes, and Maliya Pery and Morgan Robinson-Nwagwu saw 11 minutes each off the bench.

Auburn shot 46.9 percent for the game (30-of-64) and was 20-of-28 at the free-throw line. The Tigers out-rebounded the Terriers 43-32, including 17 offensive rebounds that led to 22 second-chance points. Auburn also controlled the paint, outscoring Wofford inside 38-18. The Terriers, shot 48.1 percent from 3-point range, hitting 13-of-27 attempts from long range, including 9-of-16 in the second half.

After the teams finished the first 10 minutes tied 11-11, Auburn outscored Wofford in the second quarter 24-13 to take a 35-24 lead at the break. An 11-4 run over the first 5:13 of the third quarter pushed the Tigers' advantage to as many as 17 at 51-34. Auburn saw its lead shrink a bit by the end of the quarter but still took a 58-48 lead to the final 10 minutes.

AUBURN-- Auburn had four players in double figures, but a fourth-quarter surge from Old Dominion led the Monarchs to an 89-77 win over the Tigers in women's basketball action at Auburn Arena Thursday night.

The Tigers (1-1) trailed by just two points at the end of the third quarter, but Old Dominion (2-0) could scarcely miss in the final 10 minutes, shooting 90 percent (9-of-10) in the fourth period and 5-of-5 on 3-pointers to break open what had been a tight game.

Senior Daisa Alexander finished with 17 points and four steals to lead the Tigers. Junior Unique Thompson picked up her second double-double in as many games with a 13-point, 10-rebound performance that saw her go 5-of-6 from the floor.

Sophomore Brooke Moore recorded her second straight 15-point game and remained perfect at the free-throw line for her career, going 7-for-7. And freshman Annie Hughes scored 12 points and had two steals.

As a team, the Tigers shot 43.3 percent from the field (26-60) and hit 8-of-19 3-point attempts (42.1%). Auburn also out-rebounded the Monarchs 34-28. But Old Dominion shot a blistering 59.3 percent from the field and 50 percent (14-of-28) from 3-point range.

The Monarchs, who were just 1-of-13 from 3-point range in their first game, hit 8-of-17 from long range in the first half alone to lead most of the opening half and take a 41-39 lead at the break. Auburn led briefly in the second quarter when Hughes put back a missed free throw to give the Tigers a 33-32 advantage with 6:01 to play.

ODU jumped back ahead by as many as 10 points midway through the third quarter, but the Tigers closed the period on an 8-0 run, punctuated by a pair of 3-pointers from Erin Howard, to head to the fourth quarter down by just two at 60-58. After an Alexander free throw got Auburn within one 16 seconds into the fourth, the Monarchs missed just one shot the entire period and went on a 25-10 run over the next six-plus minutes to build a 16-point lead and secure the road win.

BIRMINGHAM-- Auburn's Unique Thompson scored 24 points and matched a career-high in rebounds, but the Tigers came up short in a back-and-forth battle at UAB Thursday night, 80-75.

In a game that featured 12 ties and 25 lead changes and neither team ever led by more than five points, the Tigers (1-2) shot 50 percent from the field and had 10 more rebounds than UAB (3-2). But the Blazers scored 23 points off 20 Auburn turnovers, hit 10 3-pointers and did not miss a free throw in the second half.

Thompson finished with a game-high points and tied her career-high with 19 rebounds, 10 of those coming on the offensive end and leading to 17 second-chance points for the Tigers. Alexander added 20 points on 9-of-14 shooting and also had a team-best four steals. Those were the only two Tigers in double-figures; Erin Howard added 9 points and 7 rebounds off the bench.

A back-and-forth first half that saw seven ties and 15 lead changes ended with the Blazers holding a one-point lead at 41-40. Alexander and three others missed some minutes in the opening half with foul trouble, and UAB took advantage, although neither team led by more than four at any point. The Tigers shot 55 percent from the floor in the half and outrebounded UAB 20-11, but the Blazers scored 16 points off 10 Auburn turnovers.

Auburn pulled ahead by as many as five points midway through the third quarter, taking a 54-49 lead on an 8-0 run that featured a steal-and-score from Alexander and back-to-back layups from Thompson. But the Blazers tied it up on a pair of free throws just before the end of the period to tie the game 58-58 after three.

The teams traded the lead for the next seven minutes and the game was tied 69-69 with just under four to play. A backbreaking sequence for Auburn saw a would-be Brooke Moore jumper wiped away after a shot clock review, and a desperation heave to beat the shot clock on the other end found the basket for UAB's Miyah Barnes to give the Blazers a 72-69 lead. UAB would never trail again, going 6-for-6 at the free-throw line in the final minute to secure the win.

Game 4: Nov. 24, 2019
Auburn 66, St. Joseph's 62
Auburn Arena
Auburn, Ala.

Official Basketball Box Score -- Game Totals -- Final Statistics
Saint Joseph's vs Auburn
11/24/19 6:30 pm at Auburn Arena -- Auburn, Ala.

Table with columns: Player, FG, 3-PT, Rebounds, FT, PF, TP, A, TO, Blk, Stl, Min. Includes totals for Auburn (66-41-10-15) and St. Joseph's (62-36-20-62).

1st FG %: 49.3% 2nd: 49.4% 3rd: 53.8% 4th: 61.3% 44.4% Deadball
3FG %: 2.5% 40.0% 1.3% 33.3% 4.5% 60.0% 4.1% 26.7%
FT %: 2.2% 100.0% 2.4% 50.0% 4.5% 80.0% 4.5% 80.0%

Auburn 66 • 2-3-0-0 SEC

Table with columns: Player, FG, 3-PT, Rebounds, FT, PF, TP, A, TO, Blk, Stl, Min. Includes totals for Auburn (66-41-10-15) and St. Joseph's (62-36-20-62).

1st FG %: 49.3% 2nd: 49.4% 3rd: 53.8% 4th: 61.3% 44.4% Deadball
3FG %: 2.5% 40.0% 1.3% 33.3% 4.5% 60.0% 4.1% 26.7%
FT %: 2.2% 100.0% 2.4% 50.0% 4.5% 80.0% 4.5% 80.0%

Officials: Natasha Camy, Dawn Marsh, Bill Larence
Technical fouls: Saint Joseph's-None, Auburn-None
Attendance: 1796

Score by periods table for Auburn vs St. Joseph's.

Last FG - SJU 4th-02:58, AU 4th-01:36.
Largest lead - 66-35 by 6:14:01:34, AU by 6 4th-05:32.
SJU led for 06:35, AU led for 26:32. Game was tied for 06:27.

AUBURN-- Career nights from redshirt sophomore Kiyae' White and freshman Lauren Hansen and a pair of late defensive stops led the Auburn women's basketball team to a 66-62 win over St. Joseph's at Auburn Arena Sunday night.

The Tigers (2-2) snapped a two-game skid with their best defensive effort of the season, turning 14 turnovers by St. Joseph's (2-3) into 17 turnovers and limiting the Hawks to just four 3-pointers on 15 attempts.

Hansen, making her second career start, led Auburn with a career-high 18 points on 6-of-10 shooting, including a 4-for-6 night from 3-point range. Hansen also led the Auburn defensive effort with a game-high four steals. White also shattered her previous career-high with a 12-point effort, going 3-for-4 from the floor and 6-of-8 at the free-throw line.

Junior Unique Thompson made it 4-for-4 this season on double-doubles with a 17-point, 12-rebound night. Dating back to the final game of last season, Thompson has five consecutive double-doubles, a feat not accomplished by an Auburn player since Le'Co'e Willingham in 2004. Thompson also led the Tigers with five assists.

Senior Daisa Alexander had eight points, three assists and two steals, and freshman Annie Hughes added five points and four rebounds off the bench.

As a team, the Tigers shot a season-low 36.2 percent from the field but got to the free-throw line 30 times for the second time this season, making 19. Auburn also out-rebounded St. Joe's 40-34 and had just 10 turnovers, a season-low.

A tough offensive third period for both teams ended with St. Joseph's holding a 46-45 lead. But the Tigers used several defensive stops and got timely shots from Hansen, Hughes and Morgan Robinson-Nwagwu to build a six-point lead at 64-58 with 1:16 to play. A pair of trips to the free-throw line for St. Joe's allowed the Hawks to cut the advantage to two points inside of 30 seconds, but the Tigers forced a turnover on the Hawks' next possession before a pair of Thompson free throws sealed the win.

Game 5: Nov. 29, 2019
Middle Tennessee 73, Auburn 50
Hertz Arena
Estero, Fla.

Official Basketball Box Score -- Game Totals -- Final Statistics
Middle Tennessee vs Auburn
11/29/19 11:00 am at Estero, Fla. (Hertz Arena)

Table with columns: Player, FG, 3-PT, Rebounds, FT, PF, TP, A, TO, Blk, Stl, Min. Includes totals for Middle Tennessee (73-42-10-18) and Auburn (50-18-53-4-20).

1st FG %: 50.0% 2nd: 51.3% 3rd: 38.5% 4th: 51.2% 41.7% Game: 26-60 43.3% Deadball
3FG %: 0.0% 48.0% 2.7% 28.0% 3.7% 42.9% 10.29 34.2% Rebounds
FT %: 0.0% 0.0% 2-4 50.0% 4-8 50.0% 5-9 55.6% 11-21 52.4% 11-1

Auburn 50 • 2-3

Table with columns: Player, FG, 3-PT, Rebounds, FT, PF, TP, A, TO, Blk, Stl, Min. Includes totals for Middle Tennessee (73-42-10-18) and Auburn (50-18-53-4-20).

1st FG %: 50.0% 2nd: 51.3% 3rd: 38.5% 4th: 51.2% 41.7% Game: 26-60 43.3% Deadball
3FG %: 0.0% 48.0% 2.7% 28.0% 3.7% 42.9% 10.29 34.2% Rebounds
FT %: 0.0% 0.0% 2-4 50.0% 4-8 50.0% 5-9 55.6% 11-21 52.4% 11-1

Officials: Doug Knight, Kevin Pethel, Tiara Cruse
Technical fouls: Middle Tennessee-None, Auburn-None
Attendance: 313

Score by periods table for Middle Tennessee vs Auburn.

Last FG - MT 4th-05:39, AU 4th-00:47.
Largest lead - MT by 26 4th-06:37, AU None.
MT led for 38:37, AU led for 00:00. Game was tied for 00:50.

ESTERO, Fla.-- Junior Unique Thompson picked up her fifth double-double in as many games, but the Auburn women's basketball team could never get going in a 73-50 loss to Middle Tennessee Friday morning to open the Gulf Coast Showcase.

A sloppy start to the game put the Tigers (2-3) in a big early hole, and Auburn was never able to climb out. Middle Tennessee (5-1) took advantage of 15 first-half Auburn turnovers to build a 21-point halftime lead, and Auburn was unable to make enough headway in the second half to get within striking distance.

Thompson finished with 15 points and 10 rebounds to give her six straight double-doubles going back to last season. Sophomore Brooke Moore was the only other Tiger in double-figures with 11 points.

Auburn shot a season-low 34.0 percent from the field (18-53) and was 4-of-20 from 3-point range. The Tigers also turned the ball over 23 times, leading to 19 MTSU points. Auburn did get 11 second-chance points off eight offensive rebounds, but the Tigers were out-rebounded for the first time this season, 36-29. The Blue Raiders also hit 10 3-pointers.

Middle Tennessee forced nine Auburn turnovers in the first quarter, and the Tigers hit just 3-of-10 shots as the Blue Raiders jumped out to a 24-7 lead. Things got slightly better in the second quarter, but ball control still proved to be an issue as MTSU took advantage of 15 first-half turnovers to lead 40-19 at the half. Auburn would get no closer than 16 points the rest of the way.

Taylor Sutton led MTSU with 27 points, followed by Aislynn Hayes with 20.

Game 6: Nov. 30, 2019
Auburn 76, Dayton 74 (OT)
Hertz Arena
Estero, Fla.

Official Basketball Box Score -- Game Totals -- Final Statistics
Dayton vs Auburn
11/30/19 11:00 am at Estero, Fla. (Hertz Arena)

Table with columns: Player, FG, 3-PT, Rebounds, FT, PF, TP, A, TO, Blk, Stl, Min. Includes totals for Auburn (76-41-10-15) and Dayton (74-33-10-18).

1st FG %: 46.5% 2nd: 61.5% 3rd: 51.5% 4th: 51.2% 41.7% Game: 28-63 44.4% Deadball
3FG %: 14.0% 18.7% 3.6 50.0% 3.0 33.3% 4.6 66.7% 4.8 66.7%
FT %: 2.2% 100.0% 3.4 75.0% 4.5 80.0% 4.5 80.0%

Auburn 76 • 3-3

Table with columns: Player, FG, 3-PT, Rebounds, FT, PF, TP, A, TO, Blk, Stl, Min. Includes totals for Auburn (76-41-10-15) and Dayton (74-33-10-18).

1st FG %: 46.5% 2nd: 61.5% 3rd: 51.5% 4th: 51.2% 41.7% Game: 28-63 44.4% Deadball
3FG %: 14.0% 18.7% 3.6 50.0% 3.0 33.3% 4.6 66.7% 4.8 66.7%
FT %: 2.2% 100.0% 3.4 75.0% 4.5 80.0% 4.5 80.0%

Officials: Tim Dalry, Kyle Galloway, Meadow Overstreet
Technical fouls: Dayton-None, Auburn-None
Attendance: 317

Score by periods table for Auburn vs Dayton.

Last FG - LD 07:00:31, AU 07:01:38
Largest lead - LD by 13 2nd-00:02, AU by 6 1st-01:12
LD led for 28:37, AU led for 11:10. Game was tied for 05:04.

ESTERO, Fla.-- Auburn's Erin Howard tipped in a game-tying basket at the buzzer to force overtime, and the Tigers out-dueled Dayton in the extra period to earn a 76-74 win Saturday morning in the Gulf Coast Showcase.

With the score tied 74-74 and Auburn able to hold for the last shot in overtime, Unique Thompson was fouled and made one of two free throws to give the Tigers a 75-74 lead. Auburn was then whistled for a foul with 0.8 seconds to play, but Dayton's Erin Whalen - who had scored all 11 points for the Flyers in OT - missed both free throws. Kiyae' White got the rebound, and another Auburn free throw in the final two-tenths gave the Tigers the win.

The Tigers forced the extra period when, trailing 63-61 with 7.6 seconds to play, a baseline miss from Lauren Hansen came off the rim to Howard on the weak side, who tipped it in as the buzzer sounded.

Auburn (3-3) trailed by 13 points at halftime after two starters missed a large chunk of the second quarter with foul trouble; while they were on the bench, the Flyers went on a 22-4 run. But Auburn answered by outscoring Dayton 25-12 in the third quarter to tie it up, and the final 15 minutes went back-and-forth to set up the wild finish.

Daisa Alexander led the Tigers with 22 points, along with three assists and three steals. Unique Thompson added 20 points and 11 rebounds for her sixth double-double in as many games and was a key at the free throw line late, hitting 10-of-15 attempts in the game. Brooke Moore poured in a season-high 18 points, with five of those coming in the overtime period, along with a team-leading four steals.

Lauren Hansen finished with eight points and six rebounds, and Howard contributed five points and six boards off the bench, including the game-tying put-back to force overtime.

For the first time this season, Auburn forced an opponent into 20 turnovers, turning those into 19 points. Dayton shot 44.4 percent for the game to Auburn's 40.6 percent, but the Tigers took advantage of free-throw opportunities, hitting 18-of-26 (69.2%) for the game.

Game 7: Dec. 1, 2019
Drake 83, Auburn 82
Hertz Arena
Estero, Fla.

Official Basketball Box Score -- Game Totals -- Final Statistics
Drake vs Auburn
12/1/19 1:30 pm at Estero, Fla. (Hertz Arena)

Table with 20 columns: Player, FG-FGA, 3-Pr FG-FGA, FT-FTA, Rebounds (Off, Def, Tot), PF, TP, A, T, O, Bk, Stl, Min. Includes player stats for Rose, Brenni, Rhine, Sara, Monahan, Maddie, Hittner, Becca, Collier, Kierra, Woodbridge, Allie, Fuller, Hannah, Negeard, Maggie, Burrch, Monica, Guelidner, Sarah Beth, Sain, Maggie.

Summary table for Auburn 82 @ 3-4. Columns: FG, 3-Pr, FT, Rebounds, PF, TP, A, T, O, Bk, Stl, Min, Points, In, Off, 2nd, Fast, Bench. Includes team totals and percentages.

Officials: Brian Hall, Tiara Cruse, Kylie Galloway
Technical fouls: Drake-None, Auburn-None.
Attendance: 457

Score by periods table with columns: 1st, 2nd, 3rd, 4th, Total. Shows Drake leading 18-26-18-21-83 and Auburn trailing 18-24-24-16-82.

Last FG - DU 4th-02:18, AU 4th-02:02.
Largest lead - DU by 11:02:03-26, AU by 11:3rd-01:29.
DU led for 22:44, AU led for 13:26. Game was tied for 03:41.

Game 8: Dec. 4, 2019
Auburn 82, South Alabama 62
Mitchell Center
Mobile, Ala.

Official Basketball Box Score -- Game Totals -- Final Statistics
Auburn vs South Alabama
12/04/19 7:00 pm at Mitchell Center, Mobile, Ala.

Table with 20 columns: Player, FG-FGA, 3-Pr FG-FGA, FT-FTA, Rebounds (Off, Def, Tot), PF, TP, A, T, O, Bk, Stl, Min. Includes player stats for Kiyae' White, Unique Thompson, Daisa Alexander, Brooke Moore, Lauren Hansen, Sanaia Wells, Annie Hughes, Erin Howard, Morgan Robinson-Nwagu, Natalie Kelly.

Summary table for Auburn 82 @ 4-4. Columns: FG, 3-Pr, FT, Rebounds, PF, TP, A, T, O, Bk, Stl, Min, Points, In, Off, 2nd, Fast, Bench. Includes team totals and percentages.

Officials: Katie Lukanich, Eric Baker, Staci Jefferson
Technical fouls: Auburn-None, South Alabama-None.
Attendance: 1106

Score by periods table with columns: 1st, 2nd, 3rd, 4th, Total. Shows Auburn leading 19-19-19-26-82 and South Alabama trailing 15-17-17-13-62.

Last FG - AUB 4th-01:01, USA 4th-00:12.
Largest lead - AUB by 26:40:03-02, USA by 2:3rd-04:46.
USA led for 39:08, USA led for 00:32. Game was tied for 00:20.

Game 9: Dec. 7, 2019
TCU 80, Auburn 65
Schollmaier Arena
Fort Worth, Texas

Official Basketball Box Score -- Game Totals -- Final Statistics
Auburn vs TCU
12/07/19 2:00 pm at
Auburn 65 @ 4-5-0 SEC

Table with 20 columns: Player, FG-FGA, 3-Pr FG-FGA, FT-FTA, Rebounds (Off, Def, Tot), PF, TP, A, T, O, Bk, Stl, Min. Includes player stats for Kiyae' White, Unique Thompson, Daisa Alexander, Brooke Moore, Lauren Hansen, Sanaia Wells, Annie Hughes, Erin Howard, Morgan Robinson-Nwagu, Natalie Kelly.

Summary table for Auburn 65 @ 4-5-0 SEC. Columns: FG, 3-Pr, FT, Rebounds, PF, TP, A, T, O, Bk, Stl, Min, Points, In, Off, 2nd, Fast, Bench. Includes team totals and percentages.

Officials: Michael McConnell, Felicia Grinstead, Mark Zentz
Technical fouls: Auburn-None, TCU-None.
Attendance: 2359

Score by periods table with columns: 1st, 2nd, 3rd, 4th, Total. Shows Auburn leading 11-20-16-18-65 and TCU trailing 20-24-20-16-80.

Last FG - AU 4th-00:13, TCU 4th-02:24.
Largest lead - AU None, TCU by 25:4th-05:41.
AU led for 00:00, TCU led for 37:52. Game was tied for 02:08.

ESTERO, Fla.-- Auburn got huge offensive efforts from Daisa Alexander and Lauren Hansen, but the Tigers came up just short in a wild game with Drake Sunday afternoon, falling 83-82 in the fifth-place game of the Gulf Coast Showcase.

The Tigers (3-4) trailed by as many as 11, led by as many as 11, and saw 13 ties and 12 lead changes in an incredibly entertaining game. But a pair of free throws for Drake (6-2) with 7.8 seconds left, coupled with two misses at the other end, left Auburn behind as the clock expired.

Alexander and Hansen each scored 24 points, a career-high for Hansen and one shy of it for Alexander. Hansen made seven 3-pointers on the day, one shy of tying the Auburn single-game record. Both players also finished with four assists, and Alexander added three steals. Unique Thompson kept her double-double streak alive with a 12-point, 11-rebound effort that also included four steals.

Auburn shot 45.2 percent for the game (28-62) and hit 13-of-29 3-pointers (44.8%), coming up one short of the single-game team record. The Tigers were also stellar at the free-throw line, hitting 13-of-16 (81.3%). Auburn forced 19 Drake turnovers, turning those into 24 point.

Drake led 44-42 at the half. A slow start to the third quarter for both teams saw Auburn tie it up at 48-48, then go on a 10-0 run to build a 58-48 advantage on an Alexander 3-pointer with 3:36 left. But a flurry by the Bulldogs in the final 90 seconds cut the lead to four at 66-62 headed to the fourth.

The lead swung wildly in both directions throughout the fourth quarter with both teams leading by as many as 6. Auburn trailed 81-75 with 2:18 to play, but another 3-pointer plus two free throws from Alexander cut it to one at 81-80 with under a minute. Auburn got a stop, then Alexander drew a foul with 15 seconds left and made both free throws to put the Tigers back ahead 82-81. At the other end, Auburn forced a miss but was unable to get the rebound, and a foul with 7.8 seconds left led to two Bulldog free throws. The Tigers had two chances before the buzzer but could not get a shot to fall.

MOBILE-- Five players scored in double figures, and an offensive flurry early in the fourth quarter broke the game open as Auburn earned an 82-62 road win at South Alabama Wednesday night.

The Tigers (4-4) used a 16-0 run that spanned the end of the third and start of the fourth quarters to break open what had been a close game throughout. Auburn's long-range shooting was effective for the second straight game as the Tigers hit 12 3-pointers, giving them 25 over their last two contests.

Sophomore Brooke Moore led the Tigers' offensive attack with a season-high 20 points on 7-of-12 shooting, including 4-of-6 beyond the 3-point arc. Erin Howard and Daisa Alexander had 14 points apiece; Howard made a career-high four 3-pointers and also had a career-best four steals.

Unique Thompson grabbed three rebounds in the fourth quarter to extend her double-double streak to nine straight, dating back to last season. She finished with 15 points and 10 rebounds and was 7-of-7 from the floor. Lauren Hansen was Auburn's fifth player in double-figures with 10 points and a team-leading four assists. Kiyae' White added eight rebounds.

As a team, Auburn shot a season-high 53.3 percent from the field (32-60) and was 50 percent (12-24) from 3-point range. The Tigers out-rebounded the Jaguars 36-30 and scored 21 points off 15 USA turnovers.

South Alabama (3-5) led 47-45 with 4:46 to play in the third quarter. But the Tigers' defense held the Jaguars to just one basket over the next eight-plus minutes, out-scoring them 23-2 in that stretch to build a 19-point lead with 7:47 to play. From there, the Tigers cruised, pushing the advantage to as many as 26 before a couple of late defensive lapses let USA cut the final margin to 20.

Auburn never trailed in the first half, taking a 37-32 lead at the break. Moore hit four 3-pointers in the first half with three of those coming in the second quarter as the Tigers extended their lead to as many as eight points. But the Jaguars stayed in the game thanks to 10 second-chance points off eight offensive rebounds in the opening half.

FORT WORTH, Texas-- Unique Thompson scored a career-high 31 points, but early foul trouble and turnovers cost Auburn in an 80-65 loss at TCU Saturday in the Big 12/SEC Challenge.

Auburn (4-5) turned the ball over 19 times, leading to 26 points for TCU (7-0), and multiple Tigers missed significant minutes with foul trouble; two players fouled out. The Horned Frogs took advantage, getting into the bonus every quarter and hitting 23-of-33 free throws for the game.

Thompson's 31 points were the most by an Auburn player since Katie Frerking had 33 at Texas A&M in 2017. Thompson also added 15 rebounds to pick up her ninth double-double of the season and 10th straight dating back to last year, continuing the longest active streak in the nation.

But Thompson was Auburn's only player in double figures. Lauren Hansen and Brooke Moore added eight points and Daisa Alexander had six; all three fought foul trouble throughout the game. Alexander and Morgan Robinson-Nwagu tied for the team lead with four assists, and Kiyae' White and Erin Howard had three steals apiece.

Neither team shot the ball particularly well; Auburn hit 24-of-67 from the floor (35.8%) and TCU was one shot better at 25-of-67 (37.3%). But the Frogs made seven 3-pointers to Auburn's three, and made up the rest of the difference at the free-throw line. TCU also out-rebounded Auburn 49-42.

Auburn went on a 13-2 run early in the second quarter to tie the game after trailing by nine at the end of the first. But foul trouble took a toll as TCU was in the bonus for the final five minutes of the quarter and took advantage, hitting 7-of-9 free throws in the period. Meanwhile, three starters missed significant minutes with two or more fouls, and the Horned Frogs took a 44-31 lead at the break.

The Tigers cut the lead to single-digits early in the third, but TCU went on a 13-5 run to take a 58-40 lead, and Auburn got no closer than 15 points the rest of the way.

Game 10: Dec. 15, 2019

Auburn 74, Bethune-Cookman 56

Auburn Arena Auburn, Ala.

Official Basketball Box Score -- Game Totals -- Final Statistics Bethune-Cookman vs Auburn 12/15/19 2:00 pm at Auburn Arena -- Auburn, Ala.

Table with columns: Player, FG, 3PT, FT, Rebounds, Off Def Tot, PF, TP, A To Bk, Stl, Min. Lists stats for 25 players and team totals.

Summary statistics table for Auburn 74 vs Bethune-Cookman 56, including FG%, 3PT%, FT%, and Rebounds per game.

Score by periods table for Auburn 74 vs Bethune-Cookman 56, showing quarter-by-quarter scores.

Officials: Kristen Bell, Stephanie Barksdale, Cameron Inouye Technical Fouls: Bethune-Cookman-None, Auburn-None.

Score by periods table for Bethune-Cookman 56 vs Auburn 74.

Last FG - BCU 4th-03:08, AU 4th-02:09. Largest lead - BCU by 5-2nd-07:25, AU by 19-4th-03:46.

Game 11: Dec. 28, 2019

Auburn 62, Jacksonville State 53

Auburn Arena Auburn, Ala.

Official Basketball Box Score -- Game Totals -- Final Statistics Jacksonville St. vs Auburn 12/28/19 2:00 pm at Auburn Arena -- Auburn, Ala.

Table with columns: Player, FG, 3-PT, FT, Rebounds, Off Def Tot, PF, TP, A To Bk, Stl, Min. Lists stats for 34 players and team totals.

Summary statistics table for Auburn 62 vs Jacksonville State 53.

Score by periods table for Auburn 62 vs Jacksonville State 53.

Officials: Saif Esho, Paulani Spurlock, Joseph Vezilly Technical Fouls: Jacksonville St.-None, Auburn-Brooke Moore.

Score by periods table for Jacksonville State 53 vs Auburn 62.

Last FG - JSU 4th-00:31, AU 4th-00:59. Largest lead - JSU None, AU by 18-4th-04:03.

Game 12: Jan. 2, 2020

Vanderbilt 77, Auburn 55

Memorial Gym Nashville, Tenn.

Official Basketball Box Score -- Game Totals -- Final Statistics Auburn vs Vanderbilt 01/02/20 7:00 pm at Memorial Gym - Nashville, Tenn.

Table with columns: Player, FG, 3-PT, FT, Rebounds, Off Def Tot, PF, TP, A To Bk, Stl, Min. Lists stats for 34 players and team totals.

Summary statistics table for Auburn 55 vs Vanderbilt 77.

Score by periods table for Auburn 55 vs Vanderbilt 77.

Officials: Star Jefferson, Brian Hall, Beverly Roberts Technical Fouls: Auburn-Kiyae' White, Vanderbilt-None.

Score by periods table for Vanderbilt 77 vs Auburn 55.

Last FG - AU 4th-00:12, VU 4th-03:15. Largest lead - AU by 3-1st-08:56, VU by 25-3rd-06:14.

AUBURN-- Five Tigers scored in double-figures as the Auburn women's basketball team pulled away in the second half for a 74-56 win over Bethune-Cookman Sunday afternoon at Auburn Arena.

Auburn (5-5) shot over 65 percent in the second half and overcame a tenacious press by Bethune-Cookman (6-2) to turn a five-point halftime lead into as much as a 19-point advantage to head into the holiday break with a victory.

Junior Unique Thompson led the way with a 16-point, 13-rebound effort that also included a team-leading four steals. She was just one rebound shy of a double-double by halftime; as such, she picked up her NCAA-leading 10th double-double in 10 games and extended her streak to 11 straight games, which leads all active players nationwide.

Erin Howard added 12 points and seven rebounds off the bench, and Daisa Alexander scored 11, bringing her within four points of 1,000 for her career. Lauren Hansen scored 10 points and shared the team lead with three assists. And Robyn Benton, who missed the season's first nine games with injury, scored 10 points and added two blocks in her return to action.

Auburn found an offensive rhythm late in the second quarter to turn a five-point deficit into a five-point lead at 36-31 headed to the locker room. The Tigers then started the third quarter on a 16-4 run, extending the advantage to 52-35 with 4:15 to play.

A turnover- and foul-plagued cold spell to begin the fourth quarter allowed the Wildcats to cut the Auburn lead to as few as 10 points, but a Hughes 3-pointer with just under six minutes left sparked a 9-0 run to put the game out of reach.

AUBURN-- Auburn senior Daisa Alexander scored her 1,000th career point as the Tigers closed out non-conference play with a 62-53 win over Jacksonville State Saturday afternoon at Auburn Arena.

The Tigers (6-5) forced a season-high 27 turnovers, turning those into 27 points, and controlled the paint throughout. Auburn never trailed and led by as many as 18 in the fourth quarter before a late 3-point barrage from the Gamecocks (4-7) cut the final margin to single digits.

Alexander's fadeaway jumper with 39 seconds to play in the third quarter gave her 1,000 career points, making her the 34th Auburn player to reach the milestone. She finished with 10 points, six rebounds and three steals on the day.

Junior Unique Thompson kept her nation-leading double-double streak alive with a 20-point, 10-rebound effort, grabbing her final rebound with less than two minutes to play. She is now 11-for-11 this season and has 12 straight double-doubles, dating back to the final game of last season.

Brooke Moore added 11 points and Kiyae' White pulled down eight rebounds to aid the Tiger effort. Auburn shot 40 percent for the game (22-55) and held JSU to 34 percent (16-47) from the floor, but 13 of JSU's 16 made field goals came from 3-point range, including all seven of their made shots in the fourth quarter.

The Tigers outrebounded the Gamecocks 36-30 and outscored JSU in the paint 22-2. Auburn jumped out to an early double-digit lead, forcing seven first-quarter turnovers to lead 14-4 late in the period and 16-7 at the end of one.

The Gamecocks got as close as six points at 30-24 early in the third, but Auburn finished the quarter on a 15-5 run to take a 45-29 lead at the end of three. Two straight Thompson buckets midway through the final period gave Auburn its largest lead at 56-38 with 4:03 to play, but Jacksonville State hit four 3-pointers in the final 3:11 to cut the final margin to single digits.

NASHVILLE-- Auburn got off to a slow start and never recovered in a 77-55 loss to Vanderbilt Thursday night at Memorial Gym to open SEC play.

The Tigers (6-6, 0-1 SEC) had their worst shooting night of the season and saw Vanderbilt (11-3, 1-0) shoot a blistering 60 percent as the Commodores opened a big early lead and never looked back.

Unique Thompson kept her nation-leading double-double streak alive with a 14-point, 10 rebound performance. She also tallied three steals and a pair of assists. Brooke Moore led the Tigers with 17 points, and Erin Howard added 13.

Vanderbilt shot 59.6 percent from the field (31-52) and outscored Auburn in the paint 46-24. The Tigers finished at 28.3 percent (17-60). Auburn had a strong night at the free-throw line, hitting 18-of-23 (78.3%).

Auburn took a 1-0 lead before the ball was even tossed on an administrative technical due to a malfunctioning shot clock at Memorial Gym, and Moore made a layup to open the in-game scoring and give the Tigers a 3-0 lead. But it was downhill from there. The Commodores went on an 8-0 run over the next two minutes and never trailed again. A 68-percent first half gave Vanderbilt a 47-18 lead at the break. The Tigers outscored Vandy 37-30 in the second half.

Mariella Fasoula led Vanderbilt with 21 points and Demi Washington added 17.

Game 13: Jan. 5, 2020
#20 Arkansas 86, Auburn 70
Auburn Arena
Auburn, Ala.

Official Basketball Box Score -- Game Totals -- Final Statistics
Arkansas vs Auburn
01/05/20 1:00 pm at Auburn Arena -- Auburn, Ala.

Arkansas 86 • 13-2,1-1 SEC
Player FG-FGA 3-PT FT-FTA Rebounds
4-4 Taylah Thomas f 4-7 0-0 0-0 0 1 1 2 8 1 2 0 1 0 21

Totals 32-62 12-27 10-11 10 26 36 12 86 16 19 1 13 200
1st FG %: 31.4 44.3% 2nd: 51.6 33.3% 3rd: 33.0 63.9% 4th: 54.3 46.2% Game: 33.2 54.6% Deadball
3Pt %: 5.4 83.3% 1.6 16.7% 1.0 40.0% 0.5 40.0% 10-27 44.4% Rebounds

Officials: Kevin Pethel, Eric Brewton, Dee Kanter
Technical fouls: Arkansas=None. Auburn=None.
Attendance: 1702

Score by periods 1st 2nd 3rd 4th Total
Arkansas 26 15 23 23 87
Auburn 12 15 20 13 70

Last FG - AR 4th-00:38, AU 4th-00:11.
Largest lead - AR by 27 4th-05:34, AU by 7 1st-07:08.
AR led for 35:10. AU led for 03:29. Game was tied for 01:13.

AUBURN-- Daisa Alexander and Brooke Moore both scored 19 points, but Auburn fell to No. 20 Arkansas 86-70 Sunday in the home SEC opener at Auburn Arena.
The Tigers (6-7, 0-2 SEC) saw the Razorbacks (13-2, 2-0) jump out to a big early lead and never look back as Auburn was unable to slow down the SEC's top-scoring team.

Alexander and Moore shared the team lead with 19 points each and were Auburn's only two players in double-figures. Junior Unique Thompson saw her 13-game double-double streak come to an end as she pulled down a game-high 13 rebounds but was held to six points. Thompson also led the Tigers with six assists. Erin Howard had seven rebounds, and Robyn Benton added six points and a team-leading four steals.

Auburn shot 53 percent in the second half and finished at 41 percent for the game (27-66), but Arkansas was lights-out early and finished at 51.6 percent from the field (32-62). The Razorbacks also hit 12 3-pointers on 27 attempts and scored 24 points off 19 Auburn turnovers.

The Tigers jumped out to a quick lead, hitting 3-of-4 3-pointers to start the game with a 9-2 advantage. But Auburn would make just two of its next 14 3-point shots and score just three points the rest of the quarter. Meanwhile, the Razorbacks hit 5-of-6 from long range in the first quarter alone to take a 26-12 lead after one.

Arkansas cooled a bit in the second quarter, but Auburn was unable to take advantage as the Razorbacks led 44-27 at the half.
Arkansas continued its hot shooting to the tune of 63.2 percent in the third quarter, scoring 28 points in the period to take a 72-47 lead after three. Auburn was able to force some turnovers in the fourth quarter and ended the game on an 11-0 run.

Amber Ramirez led Arkansas with 25 points, hitting seven 3-pointers. Chelsea Dungee added 19 points.

Game 14: Jan. 9, 2020
Florida 83, Auburn 63
Auburn Arena
Auburn, Ala.

Official Basketball Box Score -- Game Totals -- Final Statistics
Florida vs Auburn
01/09/20 6:00 pm at Auburn Arena -- Auburn, Ala.

Florida 83 • 11-5,2-1 SEC
Player FG-FGA 3-PT FT-FTA Rebounds
12 Zaida Williams f 4-7 0-0 0-0 0 1 3 4 1 8 0 1 1 0 29

Totals 32-52 10-17 9-11 7 23 30 8 83 13 17 1 12 200
1st FG %: 8.1 66.7% 2nd: 8-14 57.1% 3rd: 9-14 64.3% 4th: 7-12 58.3% Game: 32-52 61.5% Deadball
3Pt %: 4.5 80.0% 2-4 50.0% 3-6 50.0% 4-5 80.0% 10-17 58.8% Rebounds

Officials: Kylie Galloway, Carla Fountain, Michael McConnell
Technical fouls: Florida=None. Auburn=None.
Attendance: 1621

Score by periods 1st 2nd 3rd 4th Total
Florida 21 21 22 19 83
Auburn 12 19 15 17 63

Last FG - UF 4th-00:43, AU 4th-00:34.
Largest lead - UF by 24 3rd-06:50, AU by 2 1st-07:11.
UF led for 37:07. AU led for 00:50. Game was tied for 02:33.

AUBURN-- Unique Thompson picked up her 13th double-double of the season, but Auburn was unable to overcome a hot-shooting Florida team Thursday night in an 83-63 loss at Auburn Arena.

Florida (11-5, 2-1 SEC) shot 61.5 percent from the field, including 58.8 percent from 3-point range, and also controlled the paint as Auburn (6-8, 0-3) fell behind early and was unable to recover.

Thompson was held scoreless in the first half but bounced back after halftime to finish with 10 points and 10 rebounds to extend her NCAA-leading double-double total. Brooke Moore was Auburn's leading scorer with 14 points. Kiyae' White added eight points and seven rebounds, and Erin Howard had four steals.

Auburn shot 39.3 percent from the field and attempted a season-high 29 3-pointers, making seven (24.1%). Florida grabbed one more rebound than Auburn (30-29). The Tigers forced Florida into 17 turnovers but was only able to convert those into nine points. Florida, meanwhile, scored 26 points off 16 Auburn turnovers.

The teams traded baskets early, but the Gators ended the first quarter on a 14-5 run to take a 21-12 lead after 10 minutes. Auburn got within five midway through the second and had the chance to cut it to a two-possession game with a last shot, but a turnover led to a Florida layup at the buzzer and a 42-31 UF lead. Florida shot 61.5% from the floor (16-26) and 67% from 3-point range (6-9) in the first half.

An 13-0 run by the Gators to open the third quarter put the game out of reach as Florida turned its halftime advantage into a 55-31 lead just over three minutes into the second half.

Auburn was without the services of senior guard Daisa Alexander, who injured her ankle in Sunday's game vs. Arkansas. She was honored with a pregame ceremony that recognized her for scoring her 1,000th career point on Dec. 28 vs. Jacksonville State.

Game 15: Jan. 12, 2020
Alabama 75, Auburn 48
Auburn Arena
Auburn, Ala.

Official Basketball Box Score -- Game Totals -- Final Statistics
Alabama vs Auburn
01/12/20 2:00 pm at Auburn Arena -- Auburn, Ala.

Alabama 75 • 11-6,1-3 SEC
Player FG-FGA 3-PT FT-FTA Rebounds
22 Arylah Copeland f 4-5 0-0 2-3 1 1 2 3 10 0 2 0 0 23

Totals 28-54 11-29 8-10 7 32 39 14 75 21 17 4 5 200
1st FG %: 6.15 40.0% 2nd: 8-14 57.1% 3rd: 8-12 66.7% 4th: 6-13 46.2% Game: 28-54 51.9% Deadball
3Pt %: 2.0 20.0% 1-4 25.0% 6-9 66.7% 2-6 33.3% 11-29 37.9% Rebounds

Officials: Angelica Suffren, Karan Preato, Mark Zentz
Technical fouls: Alabama=None. Auburn=None.
Attendance: 2833

Score by periods 1st 2nd 3rd 4th Total
Alabama 14 19 21 19 75
Auburn 20 6 7 15 48

Last FG - UA 4th-01:47, AU 4th-00:01.
Largest lead - UA by 32 4th-01:14, AU by 8 1st-04:30.
UA led for 26:21. AU led for 11:03. Game was tied for 02:19.

AUBURN-- Unique Thompson recorded her 14th double-double of the season, but Alabama took advantage of a long cold stretch for Auburn as the Tigers fell 75-48 Sunday afternoon at Auburn Arena.

The Tigers led by six at the end of one quarter and were tied 26-26 with just over two minutes to play in the second. But Auburn went scoreless over the next nine-plus minutes as Alabama used a 25-0 run to put the game out of reach.

Thompson led Auburn with 16 points and 14 rebounds to give her 14 double-doubles in 15 games this year, which continues to lead the nation. But she was Auburn's only player in double-figures. Robyn Benton added nine points and three steals off the bench, and Lauren Hansen had four assists.

The Tigers took 15 more shots than Alabama but made nine fewer. Alabama shot 51.9 percent (28-54) from the field, including 11-of-29 from 3-point range (37.9%) while Auburn was 19-of-69 from the field (27.5%) and 6-26 (23.1%) on 3-pointers. Alabama had one more rebound than Auburn, 39-38, and while Auburn forced 17 Alabama turnovers, the Tigers turned those into only 10 points.

Jasmine Walker led the Tide with 23 points and 10 rebounds, and Jordan Lewis added 16 points.

Game 16: Jan. 19, 2020
Georgia 61, Auburn 50
Stegeman Coliseum
Athens, Ga.

Official Basketball Box Score -- Game Totals -- Final Statistics
Auburn vs Georgia
01/19/20 2:00 pm at Athens, GA

Table with columns: Player, FG-FGA, 3-Pr, FT-FTA, Off Def Tot, PF, TP, A TO Bk Stl, Min. Includes totals for Auburn 50 and Georgia 61.

Summary statistics for Auburn 50 vs Georgia 61, including FG%, 3-Pr%, FT%, and other key metrics.

Table with columns: Player, FG-FGA, 3-Pr, FT-FTA, Off Def Tot, PF, TP, A TO Bk Stl, Min. Includes totals for Auburn 50 and Georgia 61.

Summary statistics for Auburn 50 vs Georgia 61, including FG%, 3-Pr%, FT%, and other key metrics.

Officials: Metta Christensen, Felicia Grinter, Tina Napier
Technical fouls: Auburn-None, Georgia-None.
Attendance: 4888

Score by periods table for Auburn vs Georgia game.

Last FG - AU 4th-00:30, UK 4th-01:45.
Largest lead - AU by 10 1st-05:13, UK by 17 4th-05:18.
AU led for 22:55, UK led for 15:54. Game was tied for 0:01.

Game 17: Jan. 23, 2020
Auburn 59, Ole Miss 43
Auburn Arena
Auburn, Ala.

Official Basketball Box Score -- Game Totals -- Final Statistics
Ole Miss vs Auburn
01/23/20 6:00 pm at Auburn Arena -- Auburn, Ala.

Table with columns: Player, FG-FGA, 3-Pr, FT-FTA, Off Def Tot, PF, TP, A TO Bk Stl, Min. Includes totals for Auburn 59 and Ole Miss 43.

Summary statistics for Auburn 59 vs Ole Miss 43, including FG%, 3-Pr%, FT%, and other key metrics.

Table with columns: Player, FG-FGA, 3-Pr, FT-FTA, Off Def Tot, PF, TP, A TO Bk Stl, Min. Includes totals for Auburn 59 and Ole Miss 43.

Summary statistics for Auburn 59 vs Ole Miss 43, including FG%, 3-Pr%, FT%, and other key metrics.

Officials: Laura Morris, Amy Bonner, Beverly Roberts
Technical fouls: Ole Miss-None, Auburn-None.
Attendance: 1483

Score by periods table for Auburn vs Ole Miss game.

Last FG - OH 4th-00:00, AU 4th-02:28.
Largest lead - OH by 6 1st-02:05, AU by 19 4th-01:30.
OH led for 07:37, AU led for 31:07. Game was tied for 0:16.

Game 18: Jan. 27, 2020
No. 12 Kentucky 68, Auburn 61
Memorial Coliseum
Lexington, Ky.

Official Basketball Box Score -- Game Totals -- Final Statistics
Auburn vs Kentucky
01/27/20 7:00 pm at Lexington, KY

Table with columns: Player, FG-FGA, 3-Pr, FT-FTA, Off Def Tot, PF, TP, A TO Bk Stl, Min. Includes totals for Auburn 61 and Kentucky 68.

Summary statistics for Auburn 61 vs Kentucky 68, including FG%, 3-Pr%, FT%, and other key metrics.

Table with columns: Player, FG-FGA, 3-Pr, FT-FTA, Off Def Tot, PF, TP, A TO Bk Stl, Min. Includes totals for Auburn 61 and Kentucky 68.

Summary statistics for Auburn 61 vs Kentucky 68, including FG%, 3-Pr%, FT%, and other key metrics.

Officials: Douglas Knight, Gina Cross, Dee Kantner
Technical fouls: Auburn-None, Kentucky-None.
Attendance: 3803

Score by periods table for Auburn vs Kentucky game.

Last FG - AU 4th-03:02, UK 4th-03:32.
Largest lead - AU by 1 1st-06:05, UK by 20 2nd-03:02.
AU led for 00:14, UK led for 38:30. Game was tied for 0:16.

ATHENS, Ga.-- Auburn played its best first half of basketball in SEC play but was unable to sustain its strong play for 40 minutes as Georgia pulled away late for a 61-50 win Sunday afternoon at Stegeman Coliseum.

After leading at the half for the first time in SEC play, the Tigers went ice cold in the second half, shooting just 20 percent in the final 20 minutes as Georgia went on a 19-3 run spanning the third and fourth quarters to put the game away.

Unique Thompson recorded her 15th double-double in 16 games with a 13-point, 11-rebound performance that saw most of her scoring come at the free-throw line; she made 9-of-13 attempts. Daisa Alexander made her return from an ankle injury that sidelined her the last two games, leading Auburn with 17 points. And Robyn Benton added a season-high 12 after making her first career start.

For the game, Auburn shot 28.3 percent, tying for their second-lowest percentage of the season. But it was the second half that was the difference - Auburn made just 5 of 25 shots from the field (20%) while Georgia hit 10-of-18 in the third quarter and 15-of-31 (48.3%) for the half.

The Tigers forced 18 Georgia turnovers but converted those into just nine points, all in the first half. Georgia scored 19 points off 17 Auburn turnovers and outscored the Tigers on fast breaks 19-4.

Auburn led 29-25 at the half; it was the Tigers' first halftime lead in SEC play. It was as much as a 10-point lead for the Tigers at two different points in the first half. Auburn sprinted to a 14-4 lead in the first five minutes but saw Georgia close to 17-9 at the end of the first. The lead was back to 10 at 21-11 on a pair of Thompson free throws with 7:30 left in the second, but the Bulldogs went on an 11-4 run to get within as few as two.

Georgia took its first lead with 6:35 to play at 34-33. After the Bulldogs extended it to four at 38-34, Benton hit a 3-pointer with 4:33 left in the quarter to pull within one at 38-37. From there, Auburn missed its next 13 shots while Georgia made 8-of-10 to build a lead it would not relinquish.

AUBURN-- Auburn put together one of its best defensive efforts of the season and pulled away in the fourth quarter as the Tigers defeated Ole Miss 59-43 Thursday night at Auburn Arena.

The Tigers (7-10, 1-5 SEC) earned their first SEC win of the year and snapped a five-game losing streak as a four-point lead at the end of the third quarter ballooned to as much as 19 in the fourth as Auburn outscored Ole Miss (7-12, 0-6) 21-9 in the final period.

Sophomore Robyn Benton led the Tigers with a career-high 17 points along with a career-best six rebounds, hitting three 3-pointers and going 4-for-4 at the free-throw line. She also shared the team lead with three assists and had a pair of steals in her second career start.

Unique Thompson made a pair of late free throws to secure her NCAA-leading 16th double-double in 17 games, racking up 10 points and 13 rebounds. Brooke Moore scored 10 points, all in the second half, to give the Tigers three players in double figures. And Daisa Alexander had a career-high 10 rebounds along with seven points, three assists and two steals.

Auburn had another rough night from the floor, shooting 30.3 percent, but knocked down seven 3-pointers and was 12-of-15 at the free-throw line. The Tigers held Ole Miss to 27.4 percent from the floor, the lowest by an Auburn opponent this season, and were able to keep the Rebels away from the foul line as they attempted just four free throws.

The Tigers grabbed a season-high 55 rebounds, their most since pulling down 57 in an overtime game at Marquette in 2015. Auburn also scored a season-high 12 points on fast breaks.

LEXINGTON, Ky.-- Auburn fought back from a 20-point deficit to tie the game in the fourth quarter but was unable to pull out the victory as No. 12 Kentucky held on for a 68-61 win Monday night at Memorial Coliseum.

The Tigers trailed by 16 at the half and as many as 20 midway through the second quarter, but went on an 11-0 run to open the second half and never allowed Kentucky to pull away. Auburn was within two points with under a minute to go but was unable to score again as the Wildcats knocked down five free throws in the final seconds to seal the win.

Unique Thompson had one of her best performances at Auburn, picking up her nation-leading 17th double-double in 18 games with a game-high 27 points and 15 rebounds, hitting 11-of-14 attempts from the field.

Thompson was Auburn's only player in double-figures; Robyn Benton and Erin Howard added nine points each and Daisa Alexander had eight. Alexander also contributed a season-high seven assists.

The Tigers had turnover troubles throughout, finishing with 26 that led to 25 Kentucky points. Auburn forced Kentucky into 20 turnovers, turning those into 16 points. Auburn out-shot Kentucky, hitting 45.5 percent (25-55) from the floor to UK's 42.9 percent (24-56), but the Wildcats knocked down 11 3-pointers. Auburn out-rebounded UK 36-29 and scored 38 points in the paint to UK's 20.

Kentucky led 44-28 at the half after the Tigers turned the ball over 15 times in the opening 20 minutes, leading to 16 Wildcat points. The Wildcats also hit seven 3-pointers in the first half.

But Auburn opened the third quarter on an 11-0 run and closed to a four-point game at 51-47 after three quarters. The Tigers scored the first four points of the fourth quarter, tying the game on a Thompson free throw with 8:40 to play. Kentucky moved back ahead by five, but Auburn pulled to within a point on two different occasions in the fourth and had the ball with a chance to take the lead. However, the Tigers could never get over the hump, and Kentucky made 5-of-6 free throws in the final 30 seconds to seal the win.

Game 19: Jan. 30, 2020

#9 Mississippi State 78, Auburn 73

Humphrey Coliseum
Starkville, Miss.

Official Basketball Box Score -- Game Totals -- Final Statistics
Auburn vs Mississippi St.
01/30/20 7:00 pm at Starkville, MS

Table with columns: Player, FG, FGA, FT, FTA, Rebounds, PF, TP, A, TO, Blk, Stl, Min. Lists stats for 20 players and team totals.

Summary statistics table with columns: FG, 3FG, FT, Rebounds, PF, TP, A, TO, Blk, Stl, Deadball, Rebounds. Includes percentages and totals for both teams.

Mississippi St. 78 • 19-3,7-1 SEC

Player statistics table for Mississippi State, listing 24 players and their performance metrics.

Summary statistics table for Mississippi State, including FG, 3FG, FT, Rebounds, PF, TP, A, TO, Blk, Stl, Deadball, Rebounds.

Officials: Metta Christensen, Carla Fountain, Scott Varborough
Technical fouls: Auburn-None, Mississippi St.-None.
Attendance: 7249

Score by periods table showing points in 1st, 2nd, 3rd, 4th quarters and total for Auburn and Mississippi St.

Points in paint, In Off 2nd Fast, Rebound, Points, In Off 2nd Fast, Rebound, Points, In Off 2nd Fast, Rebound.

Last FG - AU 4th-00:24, MS 4th-00:38.
Largest lead - AU by 9 3rd-09:29, MS by 9 3rd-00:12.
AU led for 12:56, MS led for 21:48. Game was tied for 00:16.

STARKVILLE, Miss.-- One of the best all-around efforts of the season from the Auburn women's basketball team came up just short Thursday night as the Tigers dropped a 78-73 decision at No. 9 Mississippi State.

The Tigers had their best shooting night and scoring output in SEC play so far and led by as many as nine points early in the second half, but a string of Auburn turnovers late in the third quarter allowed the Bulldogs to pull ahead and stay there.

For just the second time this season, Auburn had two players top the 20-point mark. Unique Thompson led the way with a 21-point, 11-rebound effort, picking up her 18th double-double of the season and 38th of her career, moving her into a tie for second on the all-time Auburn list.

Daisa Alexander added 20 points, her fifth effort of 20 or more points this year, and matched her career-high with four 3-pointers on the night. Robyn Benton added 14 points to give Auburn three players in double-figures, and freshman Sania Wells, a Mississippi native, added a career-high eight points in a return to her home state.

The Tigers shot 49.1 percent from the field, their best in SEC play so far this year, hitting 27-of-55 attempts from the floor. Auburn was also 6-of-12 on 3-point attempts and out-rebounded a much taller Mississippi State team 34-27. But the Bulldogs shot 32-for-58 (55.2%) from the floor and forced Auburn into 24 turnovers, which turned into 24 MSU points. Auburn had one of its better nights scoring points off turnovers this year, though, scoring 21 off 18 MSU giveaways.

Game 20: Feb. 2, 2020

Auburn 70, Vanderbilt 62

Auburn Arena
Auburn, Ala.

Official Basketball Box Score -- Game Totals -- Final Statistics
Vanderbilt vs Auburn
02/02/20 2:00 pm at Auburn Arena -- Auburn, Ala.

Table with columns: Player, FG, FGA, FT, FTA, Rebounds, PF, TP, A, TO, Blk, Stl, Min. Lists stats for 20 players and team totals.

Summary statistics table with columns: FG, 3FG, FT, Rebounds, PF, TP, A, TO, Blk, Stl, Deadball, Rebounds. Includes percentages and totals for both teams.

Auburn 70 • 8-12,2-7 SEC

Player statistics table for Auburn, listing 24 players and their performance metrics.

Summary statistics table for Auburn, including FG, 3FG, FT, Rebounds, PF, TP, A, TO, Blk, Stl, Deadball, Rebounds.

Officials: Eric Koch,Angelica Saffren,Cameron Inouye
Technical fouls: Vanderbilt-None, Auburn-None.
Attendance: 1728

Score by periods table showing points in 1st, 2nd, 3rd, 4th quarters and total for Vanderbilt and Auburn.

Points in paint, In Off 2nd Fast, Rebound, Points, In Off 2nd Fast, Rebound, Points, In Off 2nd Fast, Rebound.

Last FG - AU 4th-00:32, AU 4th-03:22.
Largest lead - VU by 8 1st-05:18, AU by 13 3rd-03:42.
VU led for 10:18, AU led for 28:39. Game was tied for 00:58.

AUBURN-- Four players scored in double-figures, and the Auburn women's basketball team held off a late Vanderbilt rally and had their best free-throw shooting day of the season in a 70-62 win Sunday at Auburn Arena.

The Tigers (8-12, 2-7 SEC) avenged a 22-point loss a month ago in Nashville by forcing the Commodores (12-10, 2-7) into 22 turnovers and taking advantage of opportunities at the line, hitting 18-of-20 free throws on the day.

Senior Daisa Alexander and freshman Lauren Hansen tied for the Auburn lead with 18 points apiece. Alexander added four assists and three steals, and Hansen had two assists, two steals and a rebound. The two combined to go 12-of-12 at the charity stripe, with five of those coming in the closing second to seal the win.

Unique Thompson moved within one double-double of DeWanna Bonner's Auburn record with the 39th of her career and 19th of the season, scoring 15 points along with 12 rebounds. She also had three assists, a steal and a block. Robyn Benton gave the Tigers four players in double figures with a 13-point effort that included six rebounds and matched a career-high with six steals for the second straight game.

Auburn's 90-percent free-throw day was its best since shooting 92.3 percent (12-of-13) in a win over Nicholls State last season. Despite Vanderbilt out-shooting the Tigers 49.1 percent to 38.7 percent, Auburn held the Commodores at bay from long range, allowing Vandy to hit just one 3-pointer on the night; 40 of Vandy's 62 points came in the paint. The 'Dores had two more rebounds than Auburn, but the Tigers had 16 second-chance points off 14 offensive rebounds and scored 19 fast-break points.

The Tigers led by as many as 13 in the third quarter at 53-40 with 2:38 to play. But Vandy would not go away, getting as close as three points in the final minute of the game. But with 45 seconds to play and Auburn coming out of a timeout with two seconds to shoot, the Tigers got the ball in Hansen's hands who drew a foul shooting a 3-pointer. She made all three free throws to make it 66-60, and two more free throws apiece from Alexander and Benton put the game out of reach.

Game 21: Feb. 9, 2020

Alabama 68, Auburn 64

Coleman Coliseum
Tuscaloosa, Ala.

Official Basketball Box Score -- Game Totals -- Final Statistics
Auburn vs Alabama
02/09/20 2:00 pm at Tuscaloosa, AL

Table with columns: Player, FG, FGA, FT, FTA, Rebounds, PF, TP, A, TO, Blk, Stl, Min. Lists stats for 20 players and team totals.

Summary statistics table with columns: FG, 3FG, FT, Rebounds, PF, TP, A, TO, Blk, Stl, Deadball, Rebounds. Includes percentages and totals for both teams.

Auburn 64 • 8-13,2-8 SEC

Player statistics table for Auburn, listing 24 players and their performance metrics.

Summary statistics table for Auburn, including FG, 3FG, FT, Rebounds, PF, TP, A, TO, Blk, Stl, Deadball, Rebounds.

Officials: Douglas Knight,Brian Hall,Tina Napier
Technical fouls: Auburn-None, Alabama-None.
Attendance: 3188

Score by periods table showing points in 1st, 2nd, 3rd, 4th quarters and total for Auburn and Alabama.

Points in paint, In Off 2nd Fast, Rebound, Points, In Off 2nd Fast, Rebound, Points, In Off 2nd Fast, Rebound.

Last FG - AU 4th-00:05, UA 4th-01:02.
Largest lead - AU by 6 1st-04:33, UA by 5 4th-00:09.
AU led for 18:36, UA led for 33:48. Game was tied for 00:16.

TUSCALOOSA - Auburn's Erin Howard scored a career-high 15 points and three Tigers finished in double figures, but a back-and-forth game went Alabama's way Sunday afternoon as Auburn fell 68-64 at Coleman Coliseum.

In a game that featured 12 ties and 13 lead changes, Auburn led 61-60 with 1:24 to play. But Alabama, which had missed 11 straight 3-pointers, hit one from the corner to take a 63-61 lead with under a minute to play. Auburn came up empty on its next possession, and Alabama sank 5-of-6 free throws down the stretch to earn the win.

Howard's 15 points led the Tigers on a tough shooting day; she was 3-of-5 from 3-point range. Howard also contributed four rebounds, two steals and an assist. Robyn Benton added 14 points, including an 8-for-8 day at the free-throw line, and a career-high seven rebounds. And Daisa Alexander finished with 10 points, six assists and four rebounds.

Unique Thompson missed a double-double for just the second time this season by one point, finishing with nine points and 12 rebounds along with two steals. Lauren Hansen also added nine points.

The Tigers shot 36.1 percent (22-of-61) while Alabama was slightly better at 40.7 percent. Both teams made 22 shots, but Alabama made one more 3-pointer and three more free throws. Auburn committed just seven turnovers, a season-low, but also forced Alabama into only 11, also a season-low. Alabama out-rebounded Auburn 41-34.

Auburn led 13-12 at the end of one quarter, and the game was tied 28-28 at the half as Alabama hit a layup at the buzzer to pull back even. The Tigers took advantage of opportunities at the free throw line in the third quarter to pull ahead by as many as six points at 45-39 with just over three minutes to play; Benton was a perfect 7-for-7 at the line in the period. Alabama cut the lead to three at 50-47 headed to the fourth.

Game 22: Feb. 13, 2020
#1 South Carolina 79, Auburn 53
Colonial Life Arena
Columbia, S.C.

Official Basketball Box Score -- Game Totals -- Final Statistics
Auburn vs #1/1 South Carolina
02/13/20 7 p.m. at Columbia, S.C./Colonial Life Arena

Auburn 53 • 8-14, 2-9 SEC

Table with 14 columns: #, Player, FG-FGA, 3-PT-FGA, FT-FTA, Off Def Tot, PF, TP, A TO Blk Stl, Min. Includes player stats for Daisa Alexander, Robyn Benton, Lauren Hansen, Unique Thompson, Erin Howard, Sania Wells, Annie Hughes, Kiyae White, M. Robinson-Nwagwu, and Natalie Kelly.

Totals 22-65 7-14 2-4 16 18 34 15 53 12 15 3 6 200

1st FG %: 6-18 33.3% 2nd: 4-16 25.0% 3rd: 7-17 41.2% 4th: 5-14 35.7% Game: 22-65 33.8% Deadball Rebounds: 1-3 33.3% FT %: 0-0 0.0%

#1/1 South Carolina 79 • 24-1, 11-0 SEC

Table with 14 columns: #, Player, FG-FGA, 3-PT-FGA, FT-FTA, Off Def Tot, PF, TP, A TO Blk Stl, Min. Includes player stats for COOKE, Zia; BOSTON, Aliyah; BEAL, Brea; HERBERT HARRIGAN; HARRIS, Tyasha; THOMPSON, Olivia; HENDERSON, Destanni; SAKTON, Victoria; AMIHERE, Laeticia; GRISSETT, LeLe; and WESOLEK, Elysa.

Totals 29-59 10-19 11-16 12 27 39 6 79 11 8 9 200

1st FG %: 6-18 33.3% 2nd: 7-12 58.3% 3rd: 11-26 42.3% 4th: 8-13 61.5% Game: 29-59 49.2% Deadball Rebounds: 4-1 40.0% FT %: 0-0 0.0%

Officials: Kevin Pethel, Brian Garland, Katie Lukachik
Technical fouls: Auburn-None. #1/1 South Carolina-None.
Attendance: 11417
Game time: 1:40

Score by periods table with columns: 1st, 2nd, 3rd, 4th, Total. Auburn: 13, 10, 17, 13, 53. #1/1 South Carolina: 22, 20, 26, 11, 79.

Last FG - AU 4th-02:37. SC 4th-01:04.
Largest lead - AU None, SC by 30 4th-09:42.
AU led for 00:00. SC led for 39:44. Game was tied for 00:16.

COLUMBIA, S.C.-- Robyn Benton scored 15 points and Unique Thompson added 12, but the Auburn women's basketball team fell on the road to No. 1 South Carolina 79-53 Thursday night at Colonial Life Arena. South Carolina hit their first five 3-pointers of the game and shot better than 50 percent from behind the arc for the game and had five players in double figures as Auburn battled to the end but came up short against the nation's top-ranked team. Benton's 15 points led all scorers on the night, giving her five of her last six games in double figures. Thompson finished with 12 points and eight rebounds on a night when both were tough to come by. Erin Howard added nine points on three 3-pointers. South Carolina shot 49.2 percent for the game while Auburn was 22-for-65 (33.8%) from the floor. Auburn only got to the free-throw line four times, making two, while the Gamecocks were 11-of-16. Both teams made at least half their 3-pointers; Auburn was 7-for-14 while Carolina was 10-of-19. The Gamecocks had 39 rebounds to Auburn's 34 and took advantage of their quickness in transition, scoring 20 fast-break points. The Gamecocks hit their first five 3-pointers and eight of their first 10, pushing to a 42-23 lead at the half. Auburn answered the early barrage to cut the deficit to as few as three points at 22-19 early in the second quarter, but the Tigers were unable to get any defensive stops as the Gamecocks hit their next seven shots to pull away. Carolina stayed hot to start the second half, shooting nearly 69 percent in the third quarter and extending its lead to as many as 30 early in the fourth. Auburn out-scored the Gamecocks 13-11 in the final period. Five players scored in double-figures for South Carolina, led by 13 points each from Zia Cooke and Aliyah Boston.

AUBURN-- Unique Thompson scored a game-high 23 points and Daisa Alexander had a career-high 10 assists as the Auburn women's basketball team never trailed in earning its third straight home win, a 65-60 victory over LSU Sunday afternoon at Auburn Arena. Auburn led by as many as 15 points late in the fourth quarter before a flurry of turnovers allowed LSU to cut the lead to as few as four. But Auburn was able to get a pair of late stops and make free throws late to overcome the furious LSU rally. Thompson's 23 points led all scorers; she also finished with six rebounds, two assists, two steals and a block. Hansen scored 16 points, hitting 4-of-6 3-point attempts on the day. And Benton added 11 points along with a game-high four steals. Alexander's 10 assists were the most for an Auburn player in an SEC game since Janiah McKay had 13 against Ole Miss during the 2017 season. Alexander also had seven points and six rebounds. Auburn shot 48.9 percent for the game, its second-best effort in SEC play, while holding LSU to 35.6 percent. Auburn also shot 50 percent from 3-point range for the second straight game, hitting 8-of-16 from long range. LSU out-rebounded Auburn 36-31. Auburn led from wire-to-wire for the second time this season, jumping out to an early 8-2 lead in the first three minutes. LSU would get no closer than four points the rest of the game as Auburn led 17-13 at the end of one, then took a 33-22 lead to halftime. Thompson took over in the final 10 minutes, going 5-for-5 from the floor and drawing four fouls to score 13 points. Her layup with 2:35 to play gave Auburn its biggest lead at 61-46. But LSU responded with a 12-1 run over the next 83 seconds to cut the lead to four at 62-58. On the next possession, Erin Howard blocked a shot, Alexander pulled down the rebound and was fouled, making both shots to put Auburn back up by six. On LSU's next possession, Benton stole an inbound pass to eliminate another opportunity, and LSU only got one more good look on the offensive end down the stretch.

LSU vs Auburn
02/16/20 4:00 pm at Auburn Arena -- Auburn, Ala.

LSU 60 • 18-6, 8-4 SEC

Table with 14 columns: #, Player, FG-FGA, 3-PT-FGA, FT-FTA, Off Def Tot, PF, TP, A TO Blk Stl, Min. Includes player stats for Awa Trasi, Faustine Aifuwa, Jalin Cherry, Khayla Pointer, Jaelyn Richard-Harri, Tiera Young, Mercedes Brooks, Karli Seay, and Rakell Spencer.

Totals 21-59 3-9 15-22 15 21 36 17 60 11 16 0 8 200

1st FG %: 5-13 38.5% 2nd: 4-8 50.0% 3rd: 5-18 27.8% 4th: 7-20 35.0% Game: 21-59 35.6% Deadball Rebounds: 4-3 33.3% FT %: 0-0 0.0%

Auburn 65 • 9-14, 3-9 SEC

Table with 14 columns: #, Player, FG-FGA, 3-PT-FGA, FT-FTA, Off Def Tot, PF, TP, A TO Blk Stl, Min. Includes player stats for Unique Thompson, Erin Howard, Daisa Alexander, Robyn Benton, Lauren Hansen, Sania Wells, Annie Hughes, Kiyae White, M. Robinson-Nwagwu, and Team.

Totals 23-47 8-16 11-15 5 26 31 21 65 15 22 4 10 200

1st FG %: 7-13 53.8% 2nd: 6-13 46.2% 3rd: 4-12 33.3% 4th: 6-9 66.7% Game: 23-47 48.9% Deadball Rebounds: 1-2 50.0% FT %: 0-0 0.0%

Officials: Troy Winters, Amy Bonner, Billy Smith
Technical fouls: LSU-1 None, Auburn-None.
Attendance: 2057

Score by periods table with columns: 1st, 2nd, 3rd, 4th, Total. Auburn: 13, 9, 12, 26, 60. LSU: 17, 16, 9, 23, 65.

Last FG - LSU 4th-01:12, AU 4th-02:35.
Largest lead - LSU None, AU by 15 4th-06:53.
LSU led for 00:00. AU led for 38:49. Game was tied for 01:11.

Score tied - 0 times. Lead changed - 0 times.

**2019-20 Auburn Women's Basketball
Auburn Combined Team Statistics (as of Feb 17, 2020)
Conference games only**

RECORD:	OVERALL	HOME	AWAY	NEUTRAL
ALL GAMES	3-9	3-3	0-6	0-0
CONFERENCE	3-9	3-3	0-6	0-0
NON-CONFERENCE	0-0	0-0	0-0	0-0

##	Player	gp-gs	min	avg	Total		3-Point		F-Throw		Rebounds				pf	dq	a	to	blk	stl	pts	avg
					fg-fga	fg%	3fg-fga	3fg%	ft-fa	ft%	off	def	tot	avg								
20	Unique Thompson	12-12	396	33.0	67-133	.504	0-0	.000	42-57	.737	53	82	135	11.3	26	0	25	30	5	19	176	14.7
00	Daisa Alexander	10-10	324	32.4	39-119	.328	9-35	.257	23-28	.821	9	30	39	3.9	22	0	40	37	1	17	110	11.0
01	Robyn Benton	12-8	316	26.3	42-120	.350	15-45	.333	23-27	.852	27	14	41	3.4	32	0	18	25	3	39	122	10.2
05	Brooke Moore	7-7	186	26.6	24-76	.316	8-32	.250	9-14	.643	4	7	11	1.6	3	0	3	17	0	6	65	9.3
24	Erin Howard	12-11	331	27.6	28-87	.322	16-53	.302	7-11	.636	16	38	54	4.5	33	0	11	20	7	20	79	6.6
13	Lauren Hansen	12-8	269	22.4	27-75	.360	12-43	.279	11-12	.917	1	13	14	1.2	16	0	16	31	0	8	77	6.4
10	Kiyae' White	12-1	207	17.3	15-24	.625	0-1	.000	10-21	.476	16	34	50	4.2	26	0	4	14	5	8	40	3.3
02	Sania Wells	10-0	88	8.8	9-25	.360	3-9	.333	3-6	.500	4	8	12	1.2	13	0	3	5	0	2	24	2.4
03	Annie Hughes	12-3	159	13.3	9-29	.310	5-15	.333	2-4	.500	4	5	9	0.8	8	0	1	8	0	4	25	2.1
30	M. Robinson-Nwagwu	12-0	110	9.2	5-32	.156	1-9	.111	2-3	.667	6	9	15	1.3	11	0	17	17	0	9	13	1.1
35	Natalie Kelly	6-0	14	2.3	0-0	.000	0-0	.000	0-0	.000	1	1	2	0.3	2	0	0	2	0	2	0	0.0
Team											22	19	41				12					
Total.....		12	2400		265-720	.368	69-242	.285	132-183	.721	163	260	423	35.2	192	0	138	218	21	134	731	60.9
Opponents.....		12	2400		320-681	.470	80-223	.359	120-167	.719	121	307	428	35.7	176	-	189	215	32	122	840	70.0

TEAM STATISTICS	AU	OPP	Date	Opponent	Score	Att.
SCORING	731	840	* 01/02/20	at Vanderbilt	L 55-77	2255
Points per game	60.9	70.0	* 01/05/20	ARKANSAS	L 70-86	1702
Scoring margin	-9.1	-	* 01/09/20	FLORIDA	L 63-83	1621
FIELD GOALS-ATT	265-720	320-681	* 01/12/20	ALABAMA	L 48-75	2833
Field goal pct	.368	.470	* 01/19/20	at Georgia	L 50-61	4888
3 POINT FG-ATT	69-242	80-223	* 01/23/20	OLE MISS	w 59-43	1483
3-point FG pct	.285	.359	* 01/27/20	at Kentucky	L 61-68	3803
3-pt FG made per game	5.8	6.7	* 01/30/20	at Mississippi St.	L 73-78	7249
FREE THROWS-ATT	132-183	120-167	* 02/02/20	VANDERBILT	w 70-62	1728
Free throw pct	.721	.719	* 02/09/20	at Alabama	L 64-68	3188
F-Throws made per game	11.0	10.0	* 02/13/20	at #1/1 South Carolina	L 53-79	11417
REBOUNDS	423	428	* 02/16/20	LSU	w 65-60	2057
Rebounds per game	35.2	35.7				
Rebounding margin	-0.4	-				
ASSISTS	138	189				
Assists per game	11.5	15.8				
TURNOVERS	218	215				
Turnovers per game	18.2	17.9				
Turnover margin	-0.2	-				
Assist/turnover ratio	0.6	0.9				
STEALS	134	122				
Steals per game	11.2	10.2				
BLOCKS	21	32				
Blocks per game	1.8	2.7				
ATTENDANCE	11424	32800				
Home games-Avg/Game	6-1904	6-5467				
Neutral site-Avg/Game	-	0-0				

1 = Gulf Coast Showcase (Esterov, Fla.)

* = Conference game

Score by Periods	1st	2nd	3rd	4th	Totals
Auburn	174	163	185	209	731
Opponents	212	196	235	197	840

2019-20 Auburn Women's Basketball
Auburn Combined Team Statistics (as of Feb 17, 2020)
All games

RECORD:	OVERALL	HOME	AWAY	NEUTRAL
ALL GAMES	9-14	7-4	1-8	1-2
CONFERENCE	3-9	3-3	0-6	0-0
NON-CONFERENCE	6-5	4-1	1-2	1-2

#	Player	gp-gs	min	avg	Total		3-Point		F-Throw		Rebounds				a	to	blk	stl	pts	avg		
					fg-fga	fg%	3fg-fga	3fg%	ft-fa	ft%	off	def	tot	avg							pf	dq
20	Unique Thompson	23-23	745	32.4	144-249	.578	0-0	.000	96-137	.701	115	154	269	11.7	50	0	41	66	11	39	384	16.7
00	Daisa Alexander	21-21	639	30.4	99-255	.388	22-77	.286	50-64	.781	16	61	77	3.7	53	1	62	59	1	44	270	12.9
05	Brooke Moore	17-17	464	27.3	61-187	.326	24-92	.261	31-40	.775	14	15	29	1.7	23	0	17	42	1	20	177	10.4
01	Robyn Benton	14-8	350	25.0	48-132	.364	17-50	.340	23-27	.852	29	15	44	3.1	34	0	20	25	5	41	136	9.7
13	Lauren Hansen	22-17	523	23.8	59-168	.351	34-103	.330	19-22	.864	4	26	30	1.4	46	3	35	65	0	19	171	7.8
24	Erin Howard	23-11	613	26.7	53-156	.340	27-95	.284	11-18	.611	28	76	104	4.5	50	0	22	32	16	35	144	6.3
10	Kiyae' White	23-11	401	17.4	30-58	.517	0-1	.000	26-50	.520	33	77	110	4.8	51	0	11	27	10	17	86	3.7
03	Annie Hughes	23-7	404	17.6	28-71	.394	10-30	.333	6-11	.545	18	16	34	1.5	25	0	14	17	0	11	72	3.1
02	Sania Wells	19-0	144	7.6	11-34	.324	3-11	.273	8-12	.667	4	13	17	0.9	19	0	9	11	0	3	33	1.7
30	M. Robinson-Nwagwu	23-0	265	11.5	12-61	.197	2-10	.200	8-15	.533	11	22	33	1.4	31	1	36	39	2	14	34	1.5
35	Natalie Kelly	14-0	41	2.9	2-2	1.000	0-0	.000	1-2	.500	2	5	7	0.5	6	0	0	2	0	2	5	0.4
Team											34	36	70				18					
Total.....		23	4628		552-1383	.399	140-471	.297	280-402	.697	310	519	829	36.0	394	5	268	404	47	245	1524	66.3
Opponents.....		23	4625		599-1319	.454	182-510	.357	254-359	.708	226	555	781	34.0	349	-	345	400	57	205	1634	71.0

TEAM STATISTICS	AU	OPP	Date	Opponent	Score	Att.	
SCORING	1524	1634	11/06/19	WOFFORD	w	84-82	1618
Points per game	66.3	71.0	11/14/19	OLD DOMINION	L	77-89	1635
Scoring margin	-4.8	-	11/21/19	at UAB	L	75-80	1081
FIELD GOALS-ATT	552-1383	599-1319	11/24/19	SAINT JOSEPH'S	w	66-62	1796
Field goal pct	.399	.454	11/29/19	vs Middle Tennessee	L	50-73	313
3 POINT FG-ATT	140-471	182-510	11/30/19	vs Dayton	Wot	76-74	317
3-point FG pct	.297	.357	12/1/19	vs Drake	L	82-83	457
3-pt FG made per game	6.1	7.9	12/04/19	at South Alabama	w	82-62	1106
FREE THROWS-ATT	280-402	254-359	12/07/19	at TCU	L	65-80	2259
Free throw pct	.697	.708	12/15/19	BETHUNE-COOKMAN	w	74-56	1588
F-Throws made per game	12.2	11.0	12/28/19	JACKSONVILLE ST.	w	62-53	1827
REBOUNDS	829	781	* 01/02/20	at Vanderbilt	L	55-77	2255
Rebounds per game	36.0	34.0	* 01/05/20	ARKANSAS	L	70-86	1702
Rebounding margin	+2.1	-	* 01/09/20	FLORIDA	L	63-83	1621
ASSISTS	268	345	* 01/12/20	ALABAMA	L	48-75	2833
Assists per game	11.7	15.0	* 01/19/20	at Georgia	L	50-61	4888
TURNOVERS	404	400	* 01/23/20	OLE MISS	w	59-43	1483
Turnovers per game	17.6	17.4	* 01/27/20	at Kentucky	L	61-68	3803
Turnover margin	-0.2	-	* 01/30/20	at Mississippi St.	L	73-78	7249
Assist/turnover ratio	0.7	0.9	* 02/02/20	VANDERBILT	w	70-62	1728
STEALS	245	205	* 02/09/20	at Alabama	L	64-68	3188
Steals per game	10.7	8.9	* 02/13/20	at #1/1 South Carolina	L	53-79	11417
BLOCKS	47	57	* 02/16/20	LSU	w	65-60	2057
Blocks per game	2.0	2.5					
ATTENDANCE	19888	38333					
Home games-Avg/Game	11-1808	9-4138					
Neutral site-Avg/Game	-	3-362					

1 = Gulf Coast Showcase (Estero, Fla.)

* = Conference game

Score by Periods	1st	2nd	3rd	4th	OT	Totals
Auburn	352	347	400	412	13	1524
Opponents	413	376	419	415	11	1634



Daisa Alexander
Senior • G • 5-8
Decatur, Ga.
Southwest DeKalb HS



Robyn Benton
Sophomore • G • 5-9
Atlanta, Ga.
Greater Atlanta Christian School



Sania Wells
Freshman • G • 5-7
Moss Point, Miss.
East Central HS



Annie Hughes
Freshman • G • 5-9
Dutton, Ala.
Pisgah HS



Brooke Moore
Sophomore • G • 5-7
Atlanta, Ga.
Henry County HS



Kiyae' White
RS Sophomore • F • 6-2
Macungie, Pa.
Emmaus HS



Lauren Hansen
Freshman • G • 5-8
Long Island, N.Y.
Ward Melville HS



Jala Jordan
Sophomore • F • 6-2
Philadelphia, Pa.
West Virginia




Unique Thompson
Junior • F • 6-3
Theodore, Ala.
Faith Academy



Honesty Scott-Grayson
Sophomore • G • 5-9
Brick, N.J.
Baylor



Erin Howard
Sophomore • G/F • 6-1
Madison, Wis.
Madison East HS



Morgan Robinson-Nwagwu
Freshman • G • 5-8
Norcross, Ga.
Norcross HS



Natalie Kelly
Freshman • F • 6-3
Albany, La.
Albany HS



Terri Williams-Flournoy
Head Coach
Penn State (1991)
Eighth Season



Ty Evans
Associate Head Coach
Wisconsin-Whitewater (1995)
Eighth Season



Clarisse Garcia
Assistant Coach
Villanova (2007)
Fourth Season



La'Keshia Frett Meredith
Assistant Coach
Georgia (1997)
First Season