



2019-20 AUBURN WOMEN'S BASKETBALL

AUBURN ATHLETICS COMMUNICATIONS: 392 SOUTH DONAHUE DRIVE || AUBURN, AL 36830 || AUBURNTIGERS.COM || @AUBURNWBB

2019-20 SCHEDULE/RESULTS 8-13, 2-8 SEC

| DATE | OPPONENT | TIME/TV/RESULT |
|----------|--------------------------|----------------|
| Nov. 6 | WOFFORD | W 84-82 |
| Nov. 14 | OLD DOMINION | L 77-89 |
| Nov. 21 | at UAB | L 75-80 |
| Nov. 24 | ST. JOSEPH'S | W 66-62 |
| Nov. 29 | 1-vs. Middle Tennessee | L 50-73 |
| Nov. 30 | 1-vs. Dayton | (OT) W 76-74 |
| Dec. 1 | 1-vs. Drake | L 82-83 |
| Dec. 4 | at South Alabama | W 82-62 |
| Dec. 7 | 2-at TCU | L 65-80 |
| Dec. 15 | BETHUNE-COOKMAN | W 74-56 |
| Dec. 28 | JACKSONVILLE STATE | W 62-53 |
| Jan. 2 | *at Vanderbilt | L 55-77 |
| Jan. 5 | *#20 ARKANSAS | L 70-86 |
| Jan. 9 | *FLORIDA | L 63-83 |
| Jan. 12 | *ALABAMA | L 48-75 |
| Jan. 19 | *at Georgia | L 50-61 |
| Jan. 23 | *OLE MISS | W 59-43 |
| Jan. 27 | *at #13 Kentucky | L 61-68 |
| Jan. 30 | *at #9 Mississippi State | L 73-78 |
| Feb. 2 | *VANDERBILT | W 70-62 |
| Feb. 9 | *at Alabama | L 64-68 |
| Feb. 13 | *at #1 South Carolina | SECN 6 pm |
| Feb. 16 | *LSU | SECN 4 pm |
| Feb. 20 | *MISSISSIPPI STATE | SECN 8 pm |
| Feb. 23 | *at Texas A&M | ESPN2 3 pm |
| Feb. 27 | *at Missouri | + 7 pm |
| Mar. 1 | *TENNESSEE | SECN 2 pm |
| Mar. 4-8 | SEC Tournament | Greenville |
| M20-23 | NCAA First-Second Rounds | TBD |
| M27-30 | NCAA Regionals | TBD |
| Apr 3-5 | Women's Final Four | New Orleans |

All times Central. Home Games in **BOLD CAPS**.
 1 - Gulf Coast Showcase (Estero, Fla.)
 2 - SEC/Big 12 Challenge
 + = SEC Network+ / ESPN3.com

AUBURN ATHLETICS COMMUNICATIONS

KIRK SAMPSON..... Associate AD
 kirk@auburn.edu
 WES TODD..... Assistant Director/WBB Contact
 wlt0006@auburn.edu
 C: 334-750-5682

Web..... AuburnTigers.com
 Twitter..... @AuburnWBB
 Facebook..... /AuburnWBB
 Instagram..... @AuburnWBB
 Office Phone..... (334) 844-9800



GAME 22

at #1 South Carolina (23-1, 10-0)

Thursday, Feb. 13, 2020 • 6 p.m. CT



Site..... Columbia, S.C.
 Venue..... Colonial Life Arena (18,000)
 TV..... SEC Network (Courtney Lyle, Carolyn Peck)
 Radio..... WTGZ 93.9 FM (Brit Bowen)
 Audio Webcast..... AuburnTigers.com/watch
 Live Stats..... GamecocksOnline.com
 Twitter..... @AuburnWBB
 Series Record..... South Carolina leads 24-21
 at Columbia..... South Carolina leads 12-7
 Last Meeting..... #14 South Carolina 73, Auburn 66 (Feb. 28, 2019, at Auburn)

GAMEDAY BREAKDOWN


AUBURN TIGERS

Rankings..... AP: NR | Coaches: NR
 2019-20 Record..... 8-13
 SEC..... 2-8
 Home..... 6-4
 Away..... 1-7
 Neutral..... 1-2
 Streak..... L1
 Head Coach..... Terri Williams-Flournoy
 Record at AU (Yrs.)..... 132-114 (8th)
 Overall Record (Yrs.)..... 275-218 (16th)
 Record vs. South Carolina..... 0-9

CAROLINA GAMECOCKS

Rankings..... AP: 1 | Coaches: 1
 2019-20 Record..... 23-1
 SEC..... 10-0
 Home..... 11-0
 Away..... 10-0
 Neutral..... 2-1
 Streak..... W17
 Head Coach..... Dawn Staley
 Record at SC (Yrs.)..... 296-98 (12th)
 Overall Record (Yrs.)..... 467-178 (20th)
 Record vs. Auburn..... 12-3

AUBURN PROJECTED STARTERS (based on last game)



DAISA ALEXANDER
 G • SR • 5-8
 Decatur, Ga.

PPG: 13.7
 RPG: 3.6
 APG: 2.6




ROBYN BENTON
 G • SO • 5-9
 Atlanta, Ga.

PPG: 9.2
 RPG: 3.2
 APG: 1.4



LAUREN HANSEN
 G • SO • 5-7
 Atlanta, Ga.

PPG: 7.6
 RPG: 1.4
 APG: 1.7



UNIQUE THOMPSON
 F • JR • 6-3
 Theodore, Ala.

PPG: 16.6
 RPG: 12.1
 APG: 1.7



ERIN HOWARD
 F/G • SO • 6-2
 Madison, Wis.

PPG: 6.3
 RPG: 4.5
 APG: 1.0

OFF THE BENCH

| No. | Pos. | Name | Ht. | Year | PPG | RPG | Hometown |
|-----|------|------------------------|-----|-------|------|-----|-------------------------|
| 2 | G | Sania Wells | 5-7 | Fr. | 1.6 | 0.8 | Moss Point, Miss. |
| 3 | G | Annie Hughes | 5-9 | Fr. | 3.2 | 1.6 | Dutton, Ala. |
| 5 | G | Brooke Moore | 5-7 | So. | 10.4 | 1.7 | Atlanta, Ga. |
| 10 | F | Kiyae' White | 6-2 | R-So. | 3.7 | 4.9 | Macungie, Pa. |
| *14 | F | Jala Jordan | 6-2 | So. | -- | -- | Philadelphia, Pa. (WVU) |
| *23 | G | Honesty Scott-Grayson | 5-9 | So. | -- | -- | Brick, N.J. (Baylor) |
| 30 | G | Morgan Robinson-Nwagwu | 5-8 | Fr. | 1.6 | 1.4 | Norcross, Ga. |
| 35 | F | Natalie Kelly | 6-3 | So. | 0.4 | 0.5 | Albany, La. |

*ineligible for 2019-20 season per NCAA transfer rules

Head Coach: Terri Williams-Flournoy

Assistants: Ty Evans, La'Keshia Frett Meredith, Clarisse Garcia

#WarEagle
#TeamOfExcellence



AuburnTigers.com



@AuburnWBB | @AuburnTigers
@AUCoachFlo



/AuburnWBB
/AuburnTigers

TEAM SCHEDULE AND MEDIA AVAILABILITY >> FEBRUARY 10-16 (times Central unless noted otherwise)

| MONDAY February 10 | TUESDAY February 11 | WEDNESDAY February 12 | THURSDAY February 13 | FRIDAY February 14 | SATURDAY February 15 | SUNDAY February 16 |
|-----------------------|---|--|---|--|---|------------------------------------|
| OFF DAY | PRACTICE 2:30-5:30 p.m. Auburn Arena | PRACTICE 2:30-4 p.m. Auburn Arena | GAME 6:00 Auburn at South Carolina | PRACTICE 4-6:30 p.m. Auburn Arena | PRACTICE 10 a.m.-1 p.m. Auburn Arena | GAME 4:00 Auburn vs. LSU |
| | COACH FLO SHOW 6-7 p.m. Baumhower's Victory Grille | TRAVEL to Columbia, S.C. | Interviews Postgame Return to Auburn | | | Interviews Postgame |

AUBURN ATHLETICS COMMUNICATIONS

QUICK FACTS

AUBURNTIGERS.COM

For updated game notes, statistics and all the latest information on Auburn basketball and gameday activities, go to AuburnTigers.com.

INTERVIEW POLICIES

- Coach Williams-Flournoy, assistant coaches and selected athletes are available for phone and personal interviews by contacting Wes Todd in the athletic communications office.
- Following home games, interviews with Coach Flo and selected players will be conducted in the media room following a 10-minute cooling-off period. Visiting coaches and players, if requested, will be available first.
- Interviews following road contests will be conducted in accordance with the home team's media policies.
- Practices are generally closed to the public, but media may cover practice with advance notice.**

CREDENTIALS

Anyone wishing to cover Auburn women's basketball should contact Wes Todd in the communications office at least one day in advance in order to make the proper arrangements. Game credentials will be held at media will call, located inside the scholarship entrance at Auburn Arena. Parking passes are not needed.

GAME DAY SERVICES

Notes for both teams and flip cards will be provided prior to the game. Stats will be distributed at halftime and after the game. Wireless internet is available in the Arena.

VIDEO SERVICES

FTP feeds of selected Auburn basketball highlights are available for the media. A number of studio and satellite services may be arranged for electronic media by calling War Eagle Productions at 334-750-4345.

COMMUNICATIONS STAFF

- | | |
|--------------|----------------------------|
| Wes Todd | Women's Basketball contact |
| cell: | 334-750-5682 |
| email: | wlt0006@auburn.edu |
| Grant Keith | Student assistant/WBB |
| email: | gak0005@auburn.edu |
| Kirk Sampson | Associate AD |
| cell: | 334-750-1385 |
| email: | sampska@auburn.edu |

GENERAL INFORMATION

- Location..... Auburn, Ala.
- Founded1856
- Enrollment.....30,440
- Nickname Tigers
- Colors..... Burnt Orange and Navy Blue
- Facility (Capacity) Auburn Arena (9,121)
- Interim President..... Dr. Jay Gogue
- Director of Athletics Allen Greene
- Sr. Assoc. AD/SWA..... Monique Holland

WOMEN'S BASKETBALL HISTORY

- First Year of Women's Basketball1971
- All-Time Record (Years)..... 944-491 (49th)
- All-Time SEC Record (since 1981)238-243
- All-Time Home Record439-122
- at Auburn Arena (since 2010)..... 92-51
- NCAA Tournament Appearances.....21
- Last NCAA App./Result.....2019 - First Round
- SEC Regular-Season Championships 5
- 1981, 1987, 1988, 1989, 2009
- SEC Tournament Championships..... 4
- 1981, 1987, 1990, 1997

COACHING & SUPPORT STAFF

- Head Coach..... Terri Williams-Flournoy
- Alma Mater, Year Penn State, 1991
- Overall Record275-218 (.558) / 16th year
- Auburn Record 132-114 (.537) / 8th year
- Associate Head Coach (Year at Auburn) Ty Evans (8th)
- Alma Mater, Year Wisconsin-Whitewater (1995)
- Assistant Coach (Year) La'Keshia Frett Meredith (1st)
- Alma Mater, Year Georgia (1997)
- Assistant Coach (Year at Auburn) Clarisse Garcia (4th)
- Alma Mater, Year Villanova (2007)
- Strength & Conditioning Coach Lee Taylor
- Director of Basketball Operations Bianca Webb
- Director of Basketball Services Justin Peak
- Special Asst. to the Head Coach Reneisha Hobbs
- Athletic Trainer..... Catherine Gordon
- Grad. Student Mgrs Anthony Evans, Rebecca Walthall

GAMEDAY EXPERIENCE: AUBURN ARENA

>> Auburn Arena is in its 10th season as home of Auburn Basketball. The Tigers are 92-51 since moving to the Arena in 2010-11. The facility seats 9,121 for basketball and also hosts Auburn volleyball and gymnastics.



TEAM INFORMATION

- 2018-19 Record 22-10
- 2018-19 SEC Record 9-7
- SEC Finish..... T-6th
- Starters Returning/Lost3/2
- Letterwinners Returning/Lost7/4
- Newcomers..... 6

AUBURN TIGERS

Overall: 8-13 SEC: 2-8

Head Coach: Terri Williams-Flournoy (8th Season)

PRONUNCIATION GUIDE

Daisa Alexander - DAY-zha
 Jala Jordan - JAY-lah
 Morgan Robinson-Nwagwu - wah-GOO

Sania Wells - sa-NYE-uh
 Kiyae' White - kye-YAY
 Terri Williams-Flournoy - FluH-NOY

| Number | Name | Pos | Ht | Yr | HS | Pts | Reb | Ast | Stl | Blk | PPG | RPG | SPG | FG | 3FG | FT | Notes |
|--------|-------------------------------|-----|-----|-------|--|-----------------|-----|-----|-----|-----|-----------------|-----|-----|----|-----|----|--|
| 0 | DAISA ALEXANDER | G | 5-8 | Sr. | Decatur, Ga. • Southwest DeKalb HS | Season High: 24 | 10 | 7 | 4 | 1 | Career High: 25 | 10 | 8 | 7 | 2 | 2 | LAST GAME (at ALA): 10 pts, 4 reb, 6 ast, 1 stl • Preseason All-SEC Second Team (coaches) • 5th in SEC in steals (2.3/game) • Scored 1,000th career point vs. Jacksonville St. (12/28) • Career-high 25 pts at Indiana (12/3/17) |
| 1 | ROBYN BENTON | G | 5-9 | So. | Atlanta, Ga. • Greater Atlanta Christian | Season High: 17 | 7 | 3 | 6 | 2 | Career High: 17 | 7 | 3 | 6 | 2 | 2 | LAST GAME (at ALA): 14 pts, 7 reb, 1 stl, 8-8 FT • Career-high 17 pts, 6 reb, 3 ast vs. Ole Miss (11/23) • 6 steals at MSU, vs. Vandy (career-high) • Would be 2nd in SEC in steals if met playing minimums • Missed first nine games of season with injury |
| 2 | SANIA WELLS | G | 5-7 | Fr. | Moss Point, Miss. • East Central HS | Season High: 8 | 3 | 3 | 2 | - | Career High: 8 | 3 | 3 | 2 | - | - | LAST GAME (at ALA): 4 pts, 3 reb • Career-high 8 points in 21 mins at Miss. State (1/30) • Scored 4 points in Auburn debut at UAB • Ranked as #27 PG nationally by ESPN • Avg. 27 pts, 5 rebs, 4 stls as HS senior |
| 3 | ANNIE HUGHES | G | 5-9 | Fr. | Dutton, Ala. • Pisgah HS | Season High: 12 | 7 | 4 | 3 | - | Career High: 12 | 7 | 4 | 3 | - | - | LAST GAME (at ALA): 3 points • Career-high 7 rebs vs. B-C (12/15) • 3rd AU frosh to start debut since '12 (Thompson, Frerking) • 2019 Alabama Miss Basketball; 1st at AU since W. Boddie • Avg. 21.4 pts, 7.0 rebs, 4.2 asts, 3.5 stls as HS senior |
| 5 | BROOKE MOORE | G | 5-7 | So. | Atlanta, Ga. • Henry County HS | Season High: 20 | 4 | 3 | 4 | 1 | Career High: 23 | 4 | 3 | 4 | 1 | 1 | LAST GAME (at ALA): DNP • Missed last 3 games with injury (MSU, VU, ALA) • Season-high 20 points, 4-6 3FG at South Alabama (12/4) • Began career 21-of-21 FTs • Career-high 23 pts, 5 3FG vs. Alabama St. (12/29/18) |
| 10 | KIYAE' WHITE | F | 6-2 | R-So. | Macungie, Pa. • Emmaus HS | Season High: 12 | 11 | 4 | 3 | 1 | Career High: 12 | 11 | 4 | 3 | 1 | 1 | LAST GAME (at ALA): 2 rebounds • Career-high 12 pts, 6-8 FT vs. St. Joseph's • Career-high 11 rebs, 4 asts in 1st career start vs. Wofford • Played in 29 games as redshirt freshman in '19 • Redshirted '17-18 while rehabbing knee injury |
| 13 | LAUREN HANSEN | G | 5-8 | Fr. | Long Island, N.Y. • Ward Melville HS | Season High: 24 | 6 | 4 | 4 | - | Career High: 24 | 6 | 4 | 4 | - | - | LAST GAME (at ALA): 9 pts, 1 reb, 1 ast • Career-hi 24 pts, 7-14 3FG vs. Drake • Scored SEC-best 18 pts vs. VU; hit 5-5 FT • 7 3FG vs. Drake most for AU player since 1/1/17 • Made Auburn debut vs. ODU; missed 1st game w/ injury |
| 14 | JALA JORDAN | F | 6-2 | So. | Philadelphia, Pa. • West Virginia | | | | | | | | | | | | • Will redshirt this season after transfer from WVU • Appeared in 25 games as freshman at WVU • Ranked #14 wing in class of '18 by ESPN |
| 20 | UNIQUE THOMPSON | F | 6-3 | Jr. | Theodore, Ala. • Faith Academy | Season High: 31 | 19 | 6 | 4 | 2 | Career High: 31 | 19 | 6 | 4 | 6 | 6 | LAST GAME (at ALA): 9 pts, 12 reb, 1 ast, 2 stl • Preseason All-SEC Second Team (coaches/media) • Leads SEC in rebounds, 4th in scoring • 19 double-doubles this season; 39 career (2nd AU history) • Scored 1,000th career point at Kentucky (1/27) |
| 23 | HONESTY SCOTT-GRAYSON | G | 5-9 | So. | Brick, N.J. • Baylor | | | | | | | | | | | | • Will redshirt this season after transfer from Baylor • Appeared in 28 games as frosh at Baylor; avg. 2.5 ppg • 2018 McDonald's All-American • Bronze medal w/ USA Basketball U16 Team in '16 • Ranked as #20 overall prospect, #3 guard by ESPN |
| 24 | ERIN HOWARD | F/G | 6-1 | So. | Madison, Wis. • Madison East HS | Season High: 15 | 7 | 3 | 4 | 2 | Career High: 15 | 8 | 5 | 4 | 3 | 3 | LAST GAME (at ALA): 15 pts, 4 reb, 1 ast, 2 stl • Career-high 15 pts at Alabama (2/9) • Had 14 pts, 7 reb at South Alabama (12/4) • Tip-in at buzzer vs. Dayton to force OT (11/30) • Appeared in 31 games as freshman, started 17 |
| 30 | MORGAN ROBINSON-NWAGWU | G | 5-8 | Fr. | Norcross, Ga. • Norcross HS | Season High: 6 | 4 | 4 | 3 | 1 | Career High: 6 | 4 | 4 | 3 | 1 | 1 | LAST GAME (at ALA): Played 2 minutes • Career-high 6 points, 2 steals vs. Florida (1/9) • Scored first AU points at UAB (11/21) • Ranked as No. 28 guard by ESPN • 1st-team all-state; regional player of the year |
| 35 | NATALIE KELLY | F | 6-3 | So. | Albany, La. • Albany HS | Season High: 3 | 2 | - | 1 | - | Career High: 3 | 3 | - | 1 | 1 | 1 | LAST GAME (at ALA): DNP • Scored career-high 3 pts vs. St. Joseph's • Appeared in 12 games as freshman • Scored first collegiate FG vs. UL-Lafayette (11/25/18) • Career-high 3 rebs vs. Samford, Alabama St. |

Inside the Matchup

Auburn vs. South Carolina 21-24 (.467)

In Auburn: 12-10
 --At Auburn Arena: 2-4
 In Columbia: 7-12
 Neutral Sites: 2-2
 SEC Tournament: 1-2
 Trend: South Carolina has won 9 straight

| | | | |
|---------------|---|-------|---------------------|
| Jan. 12, 1980 | L | 50-77 | Auburn |
| Feb. 16, 1981 | L | 69-91 | Columbia, S.C. |
| Jan. 11, 1982 | W | 65-50 | Auburn |
| Feb. 5, 1983 | W | 56-38 | Auburn |
| Jan. 30, 1984 | L | 64-65 | Columbia, S.C. |
| Jan. 9, 1985 | W | 61-50 | Columbia, S.C. |
| Nov. 28, 1987 | W | 88-52 | Orlando, Fla. (37) |
| Nov. 28, 1989 | W | 78-61 | Auburn |
| Dec. 29, 1990 | L | 76-83 | Columbia, S.C. |
| Mar. 1, 1992 | W | 71-44 | Auburn |
| Feb. 27, 1993 | L | 47-59 | Columbia, S.C. |
| Jan. 5, 1994 | L | 55-64 | Auburn |
| Jan. 3, 1995 | W | 77-43 | Columbia, S.C. |
| Dec. 10, 1995 | W | 56-50 | Auburn |
| Feb. 19, 1997 | W | 81-51 | Columbia, S.C. |
| Jan. 1, 1998 | W | 70-65 | Auburn |
| Jan. 3, 1999 | W | 62-50 | Columbia, S.C. |
| Jan. 9, 2000 | W | 73-50 | Auburn |
| Feb. 3, 2000 | W | 71-62 | Columbia, S.C. |
| Jan. 7, 2001 | L | 60-87 | Columbia, S.C. |
| Feb. 1, 2001 | L | 65-71 | Auburn |
| Feb. 21, 2002 | W | 67-49 | Auburn |
| Feb. 23, 2003 | L | 64-65 | Columbia, S.C. |
| Feb. 15, 2004 | W | 69-58 | Auburn |
| Feb. 6, 2005 | W | 56-47 | Columbia, S.C. |
| Feb. 16, 2006 | L | 46-58 | Auburn |
| Mar. 2, 2006 | W | 64-48 | Little Rock, Ark.* |
| Feb. 15, 2007 | L | 61-70 | Columbia, S.C. |
| Mar. 1, 2007 | L | 63-65 | Duluth, Ga.* |
| Feb. 17, 2008 | W | 83-72 | Auburn |
| Jan. 8, 2009 | W | 80-76 | Columbia, S.C. |
| Jan. 17, 2010 | L | 49-63 | Columbia, S.C. |
| Feb. 4, 2010 | L | 58-61 | Auburn |
| Jan. 30, 2011 | W | 54-47 | Auburn |
| Feb. 20, 2011 | L | 49-65 | Columbia, S.C. |
| Jan. 19, 2012 | W | 53-49 | Auburn |
| Feb. 3, 2013 | L | 51-59 | Columbia, S.C. |
| Jan. 12, 2014 | L | 60-72 | Auburn |
| Jan. 2, 2015 | L | 58-77 | Columbia, S.C. |
| Jan. 21, 2016 | L | 58-74 | Auburn |
| Mar. 4, 2016 | L | 48-57 | Jacksonville, Fla.* |
| Jan. 5, 2017 | L | 47-73 | Auburn |
| Feb. 9, 2017 | L | 41-60 | Columbia, S.C. |
| Jan. 11, 2018 | L | 63-71 | Columbia, S.C. |
| Feb. 28, 2019 | L | 66-73 | Auburn |

*SEC Tournament
 (37) Lady Sunshine Classic - Orlando, Fla.

Auburn Women's Basketball Quick Hitters

- This is the 46th meeting between Auburn and South Carolina in women's basketball
- South Carolina leads the series 24-21 and has won the last nine meetings
- The Gamecocks won 73-66 last season in Auburn
- This will be the 17th all-time game for Auburn against the nation's No. 1-ranked team; Auburn is 2-14 in 16 previous tries against a No. 1 opponent
- Auburn picked up its second SEC win of the season last Sunday, defeating Vanderbilt 70-62 at home to avenge a 22-point loss in Nashville earlier in the season
- Sophomore Robyn Benton scored a career-high 17 points and had a career-high 6 rebounds in the win over Ole Miss
- Benton had a career-high 6 steals at Mississippi State then matched that against Vandy; both mark the top steals total by an Auburn player this year
- Auburn's 55 rebounds vs. Ole Miss (1/23) were its most in a game since pulling down 57 in at Marquette in an overtime loss in 2015; it was the most in a regulation game since grabbing 61 vs. Stephen F. Austin (12/17/07)
- The Tigers' 55 rebounds were also their most in an SEC game since at least 2000
- Unique Thompson has 19 double-doubles in 21 games this year, which leads NCAA Division I; she has 39 career double-doubles, which ranks 2nd in Auburn history and first among active SEC players
- Thompson's next double-double will tie the Auburn career record (40, DeWanna Bonner)
- Thompson scored her 1,000th career point at Kentucky (1/27), becoming the 35th player in Auburn history to reach that milestone
- Thompson's 812 career rebounds rank 2nd among active SEC players and 8th in Auburn history
- Thompson's 31-point, 15-rebound effort at TCU (12/7) was Auburn's first 30-15 game since Dec. 19, 2008, when DeWanna Bonner had 30 points and 16 rebounds vs. George Washington
- Senior Daisa Alexander scored her 1,000th career point in Auburn's win over Jacksonville State (12/28); she was the 34th Tiger to reach that milestone
- Alexander missed the Florida and Alabama games with an ankle injury suffered vs. Arkansas; she returned with 17 points at Georgia, a career-high 10 rebounds vs. Ole Miss, and a season-high 7 assists vs. Kentucky
- Alexander's 206 career steals rank second among active SEC players; her 1,103 points are 7th among active players
- The Tigers have employed eight different starting lineups this year; eight of 11 active players have drawn starts
- Five players have made their first career starts this year: Annie Hughes, Brooke Moore and Kiyae' White (11/6 vs. Wofford), Lauren Hansen (11/20 at UAB), and Robyn Benton (1/19 at Georgia)
- Auburn's 13 3-pointers vs. Drake (12/1) tied for the second-most in program history, one shy of the school record (14) set at Elon on Dec. 22 of last season; the Tigers followed that up with 12 at South Alabama, giving them 25 in a two-game span
- Freshman Lauren Hansen hit 7 3-pointers vs. Drake, one shy of the Auburn single-game record and the most by an Auburn player since Brandy Montgomery made 7 3-pointers at Florida on Jan. 1, 2017

Moving On Up (Auburn Career Milestone Watch) . . .

- **Unique Thompson** is 2nd in career double-doubles with 39 (Lauretta Freeman); needs 1 to tie for Auburn career record (DeWanna Bonner, 40)
- **Unique Thompson** is 8th in career rebounds with 812, needs 115 to tie for 7th (Le'Coe Willingham, 927)
- **Unique Thompson** is 1st in career rebounding average at 10.1; Marianne Merritt (1975-79) is 2nd at 10.0
- **Unique Thompson** scored her 1,000th career point at Kentucky (1/27); needs 87 points to enter the Auburn top 30
- **Daisa Alexander** is 9th in career 3-point FG made with 124; needs 23 to tie for 8th (Katie Frerking, 147)
- **Daisa Alexander** is 8th in career 3-point attempts with 374; needs 126 to tie for 7th (Samantha Williams, 500)
- **Daisa Alexander** needs 2 steals to enter the Auburn all-time top 10 (10th: DeWanna Bonner, 208)
- **Daisa Alexander** scored her 1,000th career point vs. Jacksonville State (12/28); needs 33 points to enter the Auburn top 30

INDIVIDUAL CATEGORY LEADERS

| Auburn | South Carolina |
|------------------------|--|
| Unique Thompson - 16.6 | Points..... Aliyah Boston - 13.3 |
| Unique Thompson - 12.1 | Rebounds Aliyah Boston - 9.1 |
| Daisa Alexander - 2.6 | Assists Tyasha Harris - 5.5 |
| Robyn Benton - 2.9 | Steals Tyasha Harris - 1.5 |
| Erin Howard - 0.6 | Blocks..... Aliyah Boston - 2.8 |
| Unique Thompson - 32.4 | Minutes Played Tyasha Harris - 29.2 |
| Unique Thompson - .569 | Field Goal Percentage..... Aliyah Boston - .618 |
| Robyn Benton - .317 | 3-Point Percentage..... Tyasha Harris - .378 |
| Daisa Alexander - .776 | Free-Throw Percentage Tyasha Harris - .900 |

OPENING TIP

» Auburn faces its toughest test of the season Thursday night when the Tigers take on No. 1 South Carolina. Game time is 6 p.m. CT at Colonial Life Arena in Columbia, S.C.

» Auburn is 8-13 overall, 2-8 in SEC play, after dropping a 68-64 heartbreaker at Alabama Sunday.

» South Carolina is 23-1 overall, 10-0 in the SEC. The Gamecocks defeated No. 5 Connecticut 70-52 Monday night.

LAST TIME OUT

» Erin Howard scored a career-high 15 points and three Tigers finished in double figures, but a back-and-forth game went Alabama's way Sunday afternoon as Auburn fell 68-64 at Coleman Coliseum.

» In a game that featured 12 ties and 13 lead changes, Auburn led 61-60 with 1:24 to play. But Alabama, which had missed 11 straight 3-pointers, hit one from the corner to take a 63-61 lead with under a minute to play. Auburn came up empty on its next possession, and Alabama sank 5-of-6 free throws down the stretch to earn the win.

» Howard's 15 points led the Tigers on a tough shooting day; she was 3-of-5 from 3-point range. Howard also contributed four rebounds, two steals and an assist. Robyn Benton added 14 points, including an 8-for-8 day at the free-throw line, and a career-high seven rebounds. And Daisa Alexander finished with 10 points, six assists and four rebounds.

» The Tigers shot 36.1 percent (22-of-61) while Alabama was slightly better at 40.7 percent. Both teams made 22 shots, but Alabama made one more 3-pointer and three more free throws. Auburn committed just seven turnovers, a season-low, but also forced Alabama into only 11, also a season-low. Alabama out-rebounded Auburn 41-34.

UP NEXT

» The Tigers are back home for their next two games, beginning at 4 p.m. Sunday as LSU visits Auburn Arena.

AN AUBURN WIN WOULD...

» Snap a nine-game losing streak against South Carolina.

» Be Auburn's first win against an AP No. 1 team since 1990.

» Be awesome.

AUBURN-SOUTH CAROLINA SERIES

» South Carolina owns a 24-21 edge over Auburn in the series that dates back to 1980. Carolina leads 12-7 in games played in Columbia.

» The Gamecocks have won the last nine meetings dating back to the 2012-13 season.

LAST MEETING: Feb. 28, 2019 (at Auburn)**#14 South Carolina 73, Auburn 66**

» Auburn rallied from a 15-point deficit to take a lead in the fourth quarter, but No. 14 South Carolina pulled away late for a 73-66 win at Auburn Arena.

» The Tigers struggled to make shots early and saw South Carolina jump out to a big early lead. But Auburn cut the deficit to three points at the end of the third quarter, then took a 50-48 lead - its first of the game - with just under seven minutes to play. From there, however, the Gamecocks went on a 12-0 run over the next three minutes to put the game away.

» Senior Janiah McKay, playing in her final home game at Auburn Arena, led all scorers with 21 points. She also had seven assists and three steals. Daisa Alexander shook off a slow start to finish with 15 points. Crystal Primm scored 14 points, her second-best total in SEC play, and Unique Thompson posted her 12th double-double of the season with 11 points and 11 rebounds.

SCOUTING SOUTH CAROLINA

» South Carolina is the No. 1 team in the country at 23-1 overall and 10-0 in the SEC.

» The Gamecocks have the SEC's second-best scoring offense at 82.8 points/game and the top scoring defense, allowing just 56.2/game. They are also the SEC's top rebounding team (47.1/game) and shot-blocking team (8.2/game).

» Four players average at least 12 points/game for Carolina, led by freshman Aliyah Boston, who averages 13.3 points and 9.1 rebounds. Senior Tyasha Harris leads the SEC with 5.5 assists/game.

SCOUTING AUBURN

» The Tigers are among the most inexperienced teams in the country with just two upperclassmen on their 13-player roster. With four freshmen and seven sophomores, Auburn is one of just eight teams nationwide with three or fewer upperclassmen on its roster.

» Auburn averages 67.0 points per game but gives up 71.2; the Tigers lead the SEC with 10.9 steals per game, including 11.8/game in conference play.

» Junior forward Unique Thompson has 19 double-doubles through 21 games, averaging 16.6 points and 12.1 rebounds; she is the leading rebounder and fourth-leading scorer in the Southeastern Conference. She has 39 career double-doubles, which ranks 2nd in Auburn history, first among active SEC players, and is one shy of tying the Auburn career record of 40 (DeWanna Bonner). Thompson scored her 1,000th career point at Kentucky (1/27).

» Senior guard Daisa Alexander is the Tigers' second-leading scorer, averaging 13.7 points/game. She scored her 1,000th career point against Jacksonville State on Dec. 28, becoming the 34th Tiger to reach that milestone. Alexander also ranks fifth in the SEC in steals (2.2/game). Alexander missed two games with an ankle injury, but returned to the lineup with 17 points at Georgia (1/19) and a career-high 10 rebounds vs. Ole Miss (1/23).

» Sophomore Robyn Benton made her season debut vs. Bethune-Cookman on Dec. 15, scoring 10 points along with two blocks. She missed the season's first nine games with injury. Benton made her first career start at Georgia (1/19), scoring 12 points to go along with 5 rebounds and 3 steals. She added a career-high 17 points and 6 rebounds in the Tigers' win over Ole Miss (1/23), and she had 6 steals in each of two games vs. MSU and Vandy. Benton is averaging 2.9 steals, which would rank second in the SEC if she met playing minimums. In SEC play, she leads the league with 3.3 steals/game.

» Freshman Lauren Hansen earned her first career start at UAB on Nov. 21 in her second collegiate game. Hansen followed that up with an 18-point, 4-steal performance in a win over St. Joseph's, then a 24-point, 4-assist day against Drake where she made seven 3-pointers. She had

SEC STANDINGS & SCHEDULE

| | <i>(thru games of Feb. 10)</i> | | | | | |
|-----------------|--------------------------------|----|-------|-----------|----|------|
| | SEC Games | | | All Games | | |
| | W | L | Pct. | W | L | Pct. |
| South Carolina | 10 | 0 | 1.000 | 23 | 1 | .958 |
| Mississippi St. | 10 | 1 | .900 | 22 | 3 | .880 |
| Tennessee | 7 | 3 | .700 | 17 | 6 | .739 |
| LSU | 7 | 3 | .667 | 17 | 5 | .773 |
| Texas A&M | 6 | 4 | .667 | 18 | 5 | .783 |
| Arkansas | 7 | 4 | .600 | 19 | 5 | .792 |
| Kentucky | 7 | 4 | .700 | 18 | 5 | .783 |
| Alabama | 4 | 7 | .300 | 14 | 10 | .583 |
| Georgia | 4 | 7 | .300 | 13 | 11 | .542 |
| Florida | 3 | 7 | .333 | 12 | 11 | .522 |
| Vanderbilt | 3 | 7 | .222 | 13 | 10 | .565 |
| Missouri | 3 | 8 | .300 | 6 | 18 | .250 |
| AUBURN | 2 | 8 | .222 | 8 | 13 | .381 |
| Ole Miss | 0 | 10 | .000 | 7 | 16 | .304 |

Sunday, Feb. 9

*Alabama 68, Auburn 64
 *Arkansas 103, Kentucky 85
 *Georgia 49, Florida 43
 *Mississippi State 69, Texas A&M 57
 *Vanderbilt 63, Ole Miss 47

Monday, Feb. 10

*LSU 66, Missouri 58
 South Carolina 70, Connecticut 52

Thursday, Feb. 13

*Ole Miss at Florida, 5 p.m. (SEC+)
 *Auburn at South Carolina, 6 p.m. (SECN)
 *Tennessee at LSU, 6:30 p.m. (SEC+)
 *Vanderbilt at Texas A&M, 8 p.m. (SECN)



Sunday, Feb. 16

*Alabama at Georgia, Noon (SEC+)
 *Arkansas at Ole Miss, 2 p.m. (SECN)
 *Florida at Missouri, 2 p.m. (SEC+)
 *Texas A&M at Tennessee, 2 p.m. (ESPN2)
 *LSU at Auburn, 4 p.m. (SECN)
 *Mississippi State at Kentucky, 4 p.m. (ESPN2)

Monday, Feb. 17

*Vanderbilt at South Carolina, 6 p.m. (SECN)

Inside the Numbers

| CATEGORY |  |  |
|-------------------|---|---|
| | AUBURN | CAROLINA |
| Points Per Game | 67.0 | 82.8 |
| Scoring Margin | -4.2 | +26.7 |
| Field Goal % | 39.9% | 46.7% |
| Opp. Field Goal % | 45.7% | 33.3% |
| 3 pt Field Goal % | 28.3% | 35.9% |
| Opp. 3FG % | 35.1% | 28.9% |
| Rebounds | 36.4 | 47.1 |
| Opp. Rebounds | 33.6 | 34.3 |
| Rebound Margin | +2.8 | +12.8 |
| Turnovers | 17.5 | 13.6 |
| Opp. Turnovers | 17.8 | 16.5 |
| Steals | 10.9 | 9.4 |
| Opp. Steals | 9.0 | 5.9 |
| Blocks | 1.9 | 8.2 |
| Opp. Blocks | 2.3 | 3.4 |

Associated Press Top 25

(Week 14: Feb. 10)

| Rk | Team | Record | Prev |
|----|----------------------------|-------------|-----------|
| 1 | South Carolina (27) | 22-1 | 1 |
| 2 | Baylor (3) | 21-1 | 2 |
| 3 | Oregon | 22-2 | 3 |
| 4 | NC State | 22-1 | 7 |
| 5 | Connecticut | 20-2 | 4 |
| 6 | Mississippi State | 22-3 | 8 |
| 7 | UCLA | 21-2 | 10 |
| 8 | Stanford | 21-3 | 6 |
| 9 | Louisville | 21-3 | 5 |
| 10 | Maryland | 20-4 | 13 |
| 11 | Oregon State | 19-5 | 9 |
| 12 | Arizona | 19-4 | 12 |
| 13 | DePaul | 22-3 | 14 |
| 14 | Florida State | 20-4 | 17 |
| 15 | Gonzaga | 23-2 | 11 |
| 16 | Texas A&M | 18-5 | 16 |
| 17 | Iowa | 20-4 | 20 |
| 18 | Kentucky | 18-5 | 15 |
| 19 | Northwestern | 19-3 | 21 |
| 20 | Indiana | 19-6 | 18 |
| 21 | South Dakota | 22-2 | 22 |
| 22 | Arizona State | 16-8 | 19 |
| 23 | Arkansas | 19-5 | 25 |
| 24 | Missouri State | 20-3 | 24 |
| 25 | Tennessee | 17-6 | 23 |

Also receiving votes: Princeton, TCU, Florida Gulf Coast, LSU, Stony Brook, Central Michigan, Fresno State.

USA TODAY Coaches' Top 25

(Week 14: Feb. 11)

| Rk | Team | Record | Prev |
|----|----------------------------|-------------|-----------|
| 1 | South Carolina (17) | 23-1 | 2 |
| 2 | Baylor (12) | 21-1 | 1 |
| 3 | Oregon (3) | 22-2 | 3 |
| 4 | NC State | 22-1 | 7 |
| 5 | Mississippi State | 22-3 | 8 |
| 6 | Connecticut | 20-3 | 6 |
| 7 | Stanford | 21-3 | 5 |
| 8 | UCLA | 21-2 | 10 |
| 9 | Louisville | 21-3 | 4 |
| 10 | Maryland | 20-4 | 12 |
| 11 | Oregon State | 19-5 | 9 |
| 12 | Arizona | 19-4 | 12 |
| 13 | DePaul | 22-3 | 14 |
| 14 | Florida State | 20-4 | 18 |
| 15 | Gonzaga | 23-2 | 11 |
| 16 | South Dakota | 22-2 | 17 |
| 17 | Missouri State | 20-3 | 19 |
| 18 | Texas A&M | 18-5 | 16 |
| 19 | Kentucky | 18-5 | 15 |
| 20 | Iowa | 20-4 | 20 |
| 21 | Northwestern | 20-3 | 23 |
| 22 | Florida Gulf Coast | 24-2 | 24 |
| 23 | Indiana | 19-6 | 22 |
| 24 | Arizona State | 16-8 | 21 |
| 25 | Princeton | 17-1 | NR |

Also receiving votes: Arkansas, Tennessee, TCU, LSU, Stony Brook, Central Michigan, Troy, Fresno State.

her best game in SEC play with 18 points against Vanderbilt (2/2).

» Sophomore Erin Howard scored a career-high 15 points at Alabama Sunday; she has started nine games in SEC play and is averaging 6.7 points and 4.4 rebounds in conference games.

AUBURN VS. NUMBER ONE

» This will mark Auburn's 17th contest against the nation's top-ranked team (AP poll) in history. The Tigers are 2-14 all-time against teams carrying the No. 1 ranking. It will be the second time for Auburn to face South Carolina when the Gamecocks are atop the national polls.

» Auburn's last win over a No. 1 team came on March 30, 1990, when the Tigers defeated top-ranked Louisiana Tech in the Final Four in Knoxville, Tenn.

» The last meeting with a No. 1 team was also at Colonial Life Arena against South Carolina on Jan. 2, 2015; the Gamecocks won 77-58. Auburn also faced Dawn Staley as a player in a matchup with No. 1 Virginia on Jan. 5, 1992, in Auburn; UVA won 77-70.

| Date | Opponent | Location | Result |
|----------|-----------------|-------------|---------|
| 3/25/83 | Louisiana Tech* | Ruston | L 54-81 |
| 2/6/84 | Louisiana Tech | Auburn | L 68-80 |
| 1/7/89 | Tennessee | Auburn | W 67-59 |
| 4/2/89 | Tennessee* | Tacoma | L 60-76 |
| 3/30/90 | Louisiana Tech* | Knoxville | W 81-69 |
| 1/5/92 | Virginia | Auburn | L 70-77 |
| 1/15/94 | Tennessee | Knoxville | L 46-58 |
| 2/16/94 | Alabama | Tuscaloosa | L 71-84 |
| 1/14/95 | Tennessee | Auburn | L 43-68 |
| 2/14/98 | Tennessee | Knoxville | L 63-79 |
| 2/14/99 | Tennessee | Auburn | L 63-71 |
| 2/25/01 | Tennessee | Auburn | L 49-63 |
| 1/30/05 | LSU | Baton Rouge | L 52-57 |
| 2/20/05 | LSU | Auburn | L 57-62 |
| 11/27/05 | Duke | Durham | L 37-69 |
| 1/2/15 | South Carolina | Columbia | L 58-77 |

SEEING DOUBLE

» Junior Unique Thompson has 39 career double-doubles, which ranks 2nd in Auburn history. She is 19-for-21 this season.

» Thompson is one double-double away from the Auburn career record of 40, currently held by DeWanna Bonner (2005-09).

» Thompson is the national leader with 19 double-doubles this year and had the longest streak of the season nationally with 12 in her first 12 games.

» From the final game of last season through the Arkansas game on Jan. 6, Thompson had double-doubles in 13 consecutive games, which is the second-longest streak in Auburn history (Lauretta Freeman, 18, 1992-93).

» Thompson is first among active SEC players in career double-doubles (as of Feb. 10):

| Player (School) | 19-20 | Career |
|---------------------------------|-----------|-----------|
| Unique Thompson (Auburn) | 19 | 39 |
| Ayana Mitchell (LSU) | 9 | 36 |
| Rennia Davis (Tennessee) | 8 | 26 |
| N'dea Jones (Texas A&M) | 12 | 22 |
| Ciera Johnson (Texas A&M) | 6 | 18 |

MORE ABOUT UNIQUE

» Through games of Feb. 10, Unique Thompson is 2nd in the NCAA in offensive rebounds per game (5.2) and is 3rd overall in rebounding (12.1). She leads the SEC in both categories. Thompson is also 23rd nationally and 4th in the SEC in field goal

percentage (56.9%).

» Thompson's 31-point, 16-rebound game at TCU (12/7) was her first 30-point effort and the first for Auburn since Katie Frerking scored 32 at Texas A&M in 2017. It was the first 30/15 game by an Auburn player since DeWanna Bonner vs. George Washington in 2008.

ACROSS THE DIVISIONS

» How does Unique Thompson's double-double prowess stack up across all divisions of college basketball? A comparison of the leaders in every NCAA division, men's and women's (as of 2/10):

| Player (School) | Division | 19-20 |
|---------------------------------|-----------------|-----------|
| Nathan Knight (William & Mary) | D1 Men | 20 |
| Unique Thompson (Auburn) | D1 Women | 19 |
| Jamiya Johnson (Davis & Elkins) | D2 Women | 19 |
| Shannon Ryan (St. Anselm) | D2 Women | 19 |
| Mike Rapoza (Anna Maria) | D3 Men | 18 |
| Sekou Sylla (Saint Rose) | D2 Men | 18 |
| Kate Perko (Meredith) | D3 Women | 17 |

A THOUSAND POINTS (AND COUNTING)

» Two Auburn players have topped the career 1,000-point mark so far this season.

» Senior Daisa Alexander scored her 1,000th point against Jacksonville State on Dec. 28, becoming the 34th player in Auburn history to reach that mark.

» Junior Unique Thompson joined Alexander in the 1,000-point club with a 27-point performance at Kentucky on Jan. 27. The last time Auburn had two players reach 1,000 points in the same season was the 2015-16 season when Tra'cee Tanner and Brandy Montgomery both reached the milestone.

AUBURN HONOR ROLL

» Auburn senior Daisa Alexander and junior Unique Thompson were selected to the Preseason All-SEC Second Team by the league's coaches.

» Thompson was also selected to the All-SEC Second Team by a panel of regional and national media.

» Thompson is on the Katrina McClain Award Watch List. The Katrina McClain Award is presented to the top power forward in the country by the WBCA and the Basketball Hall of Fame.

» Thompson was named SEC Player of the Week on Nov. 26 after her performances against UAB and St. Joseph's.

» Thompson earned a second SEC Player of the Week nod after a 20-point, 10-rebound effort against Jacksonville State on Dec. 28.

ON THIS DATE

» Auburn is 4-6 all-time on Feb. 9. The Tigers' last game on this date was a 60-41 loss at South Carolina in 2017.

YOUTH WILL BE SERVED

» With just two upperclassmen on a roster of 13 players (11 of whom are eligible this season), Auburn has one of the youngest and most inexperienced teams in all of college basketball. In fact, Auburn is one of just two teams nationwide with two or fewer upperclassmen on their roster.

| School | Upperclassmen | % of Active Roster |
|--------------|---------------|--------------------|
| Auburn | 2 | 18.2% (2/11) |
| Coppin State | 2 | 18.2% (2/11) |
| Grand Canyon | 3 | 20.0% (3/15) |
| Colorado | 3 | 23.1% (3/13) |
| Ohio State | 3 | 23.1% (3/13) |

| | | |
|---------------------|---|--------------|
| Oklahoma | 3 | 25.0% (3/12) |
| South Carolina | 3 | 25.0% (3/12) |
| Southern California | 3 | 25.0% (3/12) |

WORKING OVERTIME

» Auburn played its first overtime game of the season and the 42nd in program history on Nov. 30 when the Tigers defeated Dayton 76-74 in Estero, Fla., at the Gulf Coast Showcase. Erin Howard tipped in a shot at the buzzer to force the OT period after the Tigers had trailed by as many as 13 at halftime.

» Auburn is 22-20 all-time in overtime and has won three straight OT games. The Tigers are 6-4 in the Coach Flo era in overtime games.

OVERTIME GAMES UNDER COACH FLO

| Date | Opponent | Location | Result |
|----------|----------------|--------------------|---------|
| 11/30/19 | Dayton | Estero, Fla. | W 76-74 |
| 2/3/19 | Georgia | Auburn | W 59-58 |
| 12/20/18 | North Carolina | Myrtle Beach, S.C. | W 86-81 |
| 2/20/17 | Alabama | Auburn | L 61-63 |
| 12/18/16 | Virginia Tech | Auburn | L 87-92 |
| 1/24/16 | Arkansas | Auburn | W 71-60 |
| 12/13/15 | Marquette | Milwaukee, Wis. | L 69-70 |
| 11/28/15 | Minnesota | Guaynabo, P.R. | W 81-79 |
| 3/2/14 | Ole Miss | Oxford, Miss. | L 71-73 |
| 2/27/14 | Alabama | Auburn (2OT) | W 70-65 |

STARTING ON DAY ONE

» Freshman Annie Hughes became the seventh Auburn freshman since 2005 to earn a start in her collegiate debut. She was the third under Terri Williams-Flournoy and the seventh since 2005 to be in the starting lineup on night one.

| Year | Freshman Starter | Opponent | Stats |
|------|------------------|--------------|---------------|
| 2019 | Annie Hughes | Wofford | 10 pts, 4 ast |
| 2017 | Unique Thompson | @Va. Tech | 9 pts, 16 reb |
| 2013 | Katie Frerking | Ga. Southern | 8 pts, 3 reb |
| 2011 | Hasina Muhammad | @Mercer | 12 pts, 2 reb |
| 2008 | Morgan Jennings | @Ala. A&M | 4 pts, 4 reb |
| 2005 | Sherell Hobbs | UT Pan-Am. | 6 pts, 5 reb |
| 2005 | DeWanna Bonner | UT Pan-Am. | 19 pts, 4 reb |

NEW FACES

» Auburn welcomes six newcomers to the roster for 2019-20, four freshmen and two sophomore transfers.

» Joining the Tigers and eligible to play this season are Lauren Hansen (G, 5-8, Long Island, N.Y.); Annie Hughes (G, 5-9, Dutton, Ala.); Morgan Robinson-Nwagwu (G, 5-8, Norcross, Ga.) and Sania Wells (G, 5-7, Moss Point, Miss.)

» Two transfers will also be on the Tigers' roster but ineligible to play this season. Jala Jordan (F, 6-2, Philadelphia, Pa.), joined the Tigers this summer after transferring from West Virginia. And Honesty Scott-Grayson (G, 5-9, Brick, N.J.) enrolled in August after transferring from Baylor. Both players will have three years of eligibility beginning with the 2020-21 season.

TIGERS IN THE PROS

» DeWanna Bonner completed her 10th season in the WNBA in 2019, all with the Phoenix Mercury. Bonner was selected as an All-Star for the third time in her last four seasons, averaging 17.2 points, a career-best 7.6 rebounds, 2.7 assists and 1.3 steals per game while starting all 34 games for the Mercury. She is also playing overseas for Dynamo Kursk in Russia.

» Brandy Montgomery is playing in Europe

for her third season, currently on the roster of Last year, she played in Luxembourg for Etzella Ettelbruck, averaging a team-best 21.4 points per game. In 2017-18, she played for Visby in Sweden, averaging 16.3 points, 5.1 rebounds and 1.8 assists while helping her team to the league semifinals.

AQUILA DI GUERRA

» Auburn's women's basketball team spent nine days in Italy in August, playing three exhibition games and touring sites across the country in Rome, Florence, Milan, Pisa, Bellagio and others. The Tigers dropped their first game to the Netherlands National Team and fell short in two other games against a professional European all-star team.

LEMME GET THEM (SINGLE) DIGITS

» Since women's college basketball went to a four-quarter game beginning with the 2015-16 season, Auburn has held opponents to single-digit scoring in a quarter 80 times, spanning 56 games. The Tigers are 46-10 in games when they hold teams to less than 10 points in a quarter.

» In games where Auburn holds an opponent to 5 points or less in a single quarter, the Tigers are 11-0.

» In games where Auburn is held to less than 10 points in a quarter, the Tigers have an 18-30 record. It has happened 61 times across 48 games.

» The largest margin in a single quarter was 26 points (30-4) in the fourth quarter of a win over Florida on Dec. 31, 2017.

OPPONENT QUARTERS WITH 5 POINTS OR LESS

| Date | Opponent | Points | Qtr. | Result |
|----------|---------------|--------|------|---------|
| 1/23/20 | Ole Miss | 2 | 2 | W 59-43 |
| 12/28/16 | Jacksonville | 2 | 2 | W 53-41 |
| 2/25/18 | Ole Miss | 4 | 2 | W 60-55 |
| 12/31/17 | Florida | 4 | 4 | W 84-55 |
| 12/3/17 | at Indiana | 4 | 1 | W 65-53 |
| 11/29/17 | ULM | 4 | 2 | W 67-41 |
| 2/17/19 | Alabama | 5 | 1 | W 77-38 |
| 12/29/18 | Alabama State | 5 | 1 | W 83-50 |
| 11/6/18 | Grambling | 5 | 2 | W 97-48 |
| 11/17/16 | at NC A&T | 5 | 2 | W 68-36 |
| 2/14/16 | Florida | 5 | 3 | W 80-58 |

AUBURN QUARTERS WITH 30+ POINTS

| Date | Opponent | Points | Qtr. | Result |
|----------|-----------------|--------|------|---------|
| 12/2/18 | Oklahoma | 32 | 4 | W 95-79 |
| 11/27/16 | Indiana | 32 | 4 | W 71-67 |
| 12/21/16 | vs. Drake | 31 | 3 | W 85-80 |
| 12/21/16 | vs. Drake | 31 | 4 | W 85-80 |
| 12/6/18 | at St. Joseph's | 30 | 1 | W 81-70 |
| 12/31/17 | Florida | 30 | 4 | W 84-55 |
| 12/9/17 | Southern | 30 | 4 | W 65-47 |
| 11/19/17 | Louisiana Tech | 30 | 2 | W 75-59 |
| 1/8/17 | Ole Miss | 30 | 1 | W 83-60 |

Auburn in the SEC & NCAA Stats*(Thru games of 2/10/20)*

| Category | Value | SEC | NCAA |
|----------------------|-------|------|-------|
| Scoring Offense | 67.0 | 9th | 147th |
| Scoring Defense | 71.2 | 13th | 307th |
| Scoring Margin | -4.2 | 12th | 254th |
| Field Goal Pct. | .399 | 13th | 171st |
| Field Goal Pct. Def. | .457 | 14th | 344th |
| 3-pt FG Pct. | .283 | 13th | 282th |
| 3-pt FG Pct. Def. | .351 | 14th | 328th |
| Free Throw Pct. | .697 | 5th | 156th |
| Rebounds | 36.4 | 11th | 231st |
| Rebound Margin | +2.8 | 8th | 105th |
| Off. Rebounds | 13.8 | 6th | -- |
| Def. Rebounds | 22.6 | 13th | -- |
| Assists | 11.5 | 13th | 271st |
| Assist/Turnover | 0.7 | 14th | 282nd |
| Blocks | 1.9 | 14th | 313th |
| Turnover Margin | +0.3 | 7th | 175th |
| Turnovers Forced | 17.8 | 4th | 100th |
| Steals | 10.9 | 1st | 20th |

INDIVIDUALS (All Games)**Scoring**

| | | | |
|-----------------|------|------|------|
| Unique Thompson | 16.6 | 4th | 99th |
| Daisa Alexander | 13.7 | 11th | -- |

Rebounding

| | | | |
|-----------------|------|-----|-----|
| Unique Thompson | 12.1 | 1st | 3rd |
|-----------------|------|-----|-----|

Field Goal Pct.

| | | | |
|-----------------|------|-----|------|
| Unique Thompson | .569 | 4th | 23rd |
|-----------------|------|-----|------|

Free Throw Pct.

| | | | |
|-----------------|------|-----|----|
| Unique Thompson | .710 | 7th | -- |
|-----------------|------|-----|----|

Steals

| | | | |
|-----------------|-----|------|-------|
| Daisa Alexander | 2.2 | 5th | 75th |
| Unique Thompson | 1.7 | 8th | 247th |
| Erin Howard | 1.6 | 10th | -- |

3-Point FG Made

| | | | |
|---------------|-----|------|----|
| Lauren Hansen | 1.5 | 13th | -- |
| Brooke Moore | 1.4 | 14th | -- |

Offensive Rebounds

| | | | |
|-----------------|-----|-----|-----|
| Unique Thompson | 5.2 | 1st | 2nd |
|-----------------|-----|-----|-----|

Defensive Rebounds

| | | | |
|-----------------|-----|-----|----|
| Unique Thompson | 6.9 | 2nd | -- |
|-----------------|-----|-----|----|

Double-Doubles

| | | | |
|-----------------|----|-----|-----|
| Unique Thompson | 19 | 1st | 1st |
|-----------------|----|-----|-----|

Auburn Career & Season Record Updates

Auburn Career Scoring

| No. | Player | Years | Points |
|-----|------------------------|---------------------|--------------|
| 1. | DeWanna Bonner | 2005-09 | 2,162 |
| 2. | Becky Jackson | 1980-84 | 2,068 |
| 3. | Vickie Orr | 1985-89 | 2,035 |
| 4. | Marianne Merritt | 1975-79 | 1,979 |
| 5. | Carolyn Jones | 1988-91 | 1,831 |
| 6. | Natasha Brackett | 2001-05 | 1,716 |
| 7. | Janiah McKay | 2015-19 | 1,647 |
| 8. | Brandy Montgomery | 2013-17 | 1,644 |
| 9. | Mae Ola Bolton | 1984-88 | 1,616 |
| 10. | Alli Smalley | 2007-11 | 1,601 |
| 11. | Angie Hannah | 1978-82 | 1,583 |
| 12. | Tyrese Tanner | 2010-14 | 1,515 |
| 13. | Le'Coe Willingham | 1999-03 | 1,475 |
| 14. | Lori Monroe | 1979-83 | 1,415 |
| 15. | Tasha Hamilton | 1997-01 | 1,402 |
| 16. | Sherell Hobbs | 2005-09 | 1,372 |
| 17. | Linda Godby | 1986-90 | 1,365 |
| 18. | Tra'Cee Tanner | 2012-16 | 1,327 |
| 19. | Debra Larkin | 1981-85 | 1,310 |
| 20. | C.C. Hayden | 1989-92 | 1,306 |
| 21. | Katie Frerking | 2013-17 | 1,271 |
| 22. | Conswella Sparrow | 1997-00 | 1,249 |
| 23. | Blanche Alverson | 2009-13 | 1,244 |
| 24. | Brenda Hill | 1981-85 | 1,222 |
| 25. | Monique Morehouse | 1992-96 | 1,191 |
| 26. | Lauretta Freeman | 1989-93 | 1,188 |
| 27. | Hasina Muhammad | 2001-15 | 1,184 |
| | Sharon Stewart | 1984-88 | 1,184 |
| 29. | Ruthie Bolton | 1985-89 | 1,176 |
| 30. | Tiffany Krantz | 1996-00 | 1,136 |
| -- | Daisa Alexander | 2016-present | 1,103 |
| -- | Unique Thompson | 2017-present | 1,049 |

Auburn Career Rebounding

| No. | Player | Years | Rebounds |
|-----|------------------------|---------------------|------------|
| 1. | Becky Jackson | 1980-84 | 1,118 |
| 2. | DeWanna Bonner | 2005-09 | 1,047 |
| 3. | Lori Monroe | 1979-83 | 1,015 |
| 4. | Vickie Orr | 1985-89 | 1,006 |
| 5. | Lauretta Freeman | 1989-93 | 976 |
| 6. | Marianne Merritt | 1975-79 | 972 |
| 7. | Le'Coe Willingham | 1999-03 | 927 |
| 8. | Unique Thompson | 2017-present | 812 |
| 9. | Monique Morehouse | 1992-96 | 792 |
| 10. | Jordan Greenleaf | 2006-11 | 761 |
| | Charlene Thomas | 1984-87 | 761 |
| 12. | Tra'Cee Tanner | 2012-16 | 758 |
| 13. | Sharon Stewart | 1984-88 | 757 |
| 14. | C.C. Hayden | 1989-92 | 749 |
| | Kendall Mago | 1988-92 | 749 |
| 16. | Tasha Hamilton | 1997-01 | 663 |
| | Mae Ola Bolton | 1984-88 | 653 |
| 18. | Marita Payne | 2002-06 | 630 |
| 19. | Katie Frerking | 2013-17 | 627 |
| 20. | Sherell Hobbs | 2005-09 | 612 |
| 21. | Brenda Hill | 1982-85 | 604 |
| 22. | Blanche Alverson | 2009-13 | 602 |
| 23. | KeKe Carrier | 2005-10 | 600 |
| 24. | Angie Hannah | 1978-82 | 588 |
| | Linda Godby | 1986-90 | 580 |
| 26. | Tyrese Tanner | 2010-14 | 572 |
| | Conswella Sparrow | 1997-00 | 572 |
| 28. | Diann McNeil | 1984-88 | 498 |
| 29. | Samantha Williams | 1991-96 | 495 |
| | Hasina Muhammad | 2011-15 | 494 |

Auburn Career Rebounding Average

| No. | Player | Years | RPG |
|-----|------------------------|---------------------|-------------|
| 1. | Unique Thompson | 2017-present | 10.1 |
| 2. | Marianne Merritt | 1975-79 | 10.0 |
| 3. | Becky Jackson | 1980-84 | 9.6 |
| 4. | DeWanna Bonner | 2005-09 | 8.3 |
| 5. | Lori Monroe | 1979-83 | 7.9 |
| 6. | C.C. Hayden | 1989-92 | 7.8 |
| 7. | Vickie Orr | 1985-89 | 7.7 |
| | Le'Coe Willingham | 1999-03 | 7.7 |
| 9. | Mae Ola Bolton | 1984-88 | 6.8 |
| 10. | Monique Morehouse | 1992-96 | 6.8 |

Auburn Career Double-Doubles

| No. | Player | Years | D-Ds |
|-----|------------------------|---------------------|-----------|
| 1. | DeWanna Bonner | 2005-09 | 40 |
| 2. | Unique Thompson | 2017-present | 39 |
| 3. | Lauretta Freeman | 1989-93 | 38 |
| 4. | C.C. Hayden | 1989-92 | 30 |
| 5. | Le'Coe Willingham | 1999-04 | 29 |
| 6. | Vickie Orr | 1985-89 | 27 |
| 7. | Monique Morehouse | 1992-96 | 24 |
| 8. | Becky Jackson | 1980-84 | 19 |
| 9. | Conswella Sparrow | 1997-00 | 15 |
| 10. | Tra'Cee Tanner | 2012-16 | 14 |
| 11. | Tasha Hamilton | 1997-01 | 13 |
| | Sharon Stewart | 1984-88 | 13 |
| 13. | Daniellette Coleman | 1992-94 | 12 |
| | Marita Payne | 2002-06 | 12 |
| 15. | Whitney Boddie | 2005-09 | 11 |
| | KeKe Carrier | 2005-10 | 11 |
| 17. | Tia Miller | 2001-04 | 8 |
| | Tara Williams | 1995-97 | 8 |
| 19. | Katie Frerking | 2013-17 | 7 |
| | Linda Godby | 1986-90 | 7 |
| | Laticia Morris | 1995-97 | 7 |
| | Mandisa Stevenson | 2002-04 | 7 |
| | Tyrese Tanner | 2010-14 | 7 |
| 24. | Justine Agbatan | 1995-98 | 6 |
| | Brenda Hill | 1982-83 | 6 |
| | Kendall Mago | 1988-92 | 6 |
| | Samantha Williams | 1991-96 | 6 |
| 28. | Ruthie Bolton | 1985-89 | 5 |
| | Jordan Greenleaf | 2006-11 | 5 |

Auburn Single-Season Double-Doubles

| No. | Player | Season | D-Ds |
|-----|------------------------|----------------|-----------|
| 1. | Lauretta Freeman | 1992-93 | 26 |
| 2. | Unique Thompson | 2019-20 | 19 |
| 3. | DeWanna Bonner | 2007-08 | 15 |
| 4. | Monique Morehouse | 1995-96 | 14 |
| 5. | Unique Thompson | 2018-19 | 13 |
| | C.C. Hayden | 1991-92 | 13 |
| | Vickie Orr | 1988-89 | 13 |
| 8. | DeWanna Bonner | 2006-07 | 12 |
| | Le'Coe Willingham | 2003-04 | 12 |
| | Sharon Stewart | 1987-88 | 12 |

Auburn Career 3-Point Attempts

| No. | Player | Years | 3FGA |
|-----|------------------------|---------------------|------------|
| 1. | Brandy Montgomery | 2013-17 | 688 |
| 2. | Alli Smalley | 2007-11 | 637 |
| 3. | Blanche Alverson | 2009-13 | 618 |
| 4. | Natasha Brackett | 2001-05 | 545 |
| 5. | Tiffany Krantz | 1996-00 | 520 |
| 6. | Katie Frerking | 2013-17 | 518 |
| 7. | Samantha Williams | 1992-96 | 500 |
| 8. | Daisa Alexander | 2016-present | 374 |
| 9. | Kristen Mulligan | 1992-96 | 370 |
| 10. | Shana Askew | 1997-01 | 332 |

Auburn Career 3-Point FG Made

| No. | Player | Years | 3FGM |
|-----|------------------------|---------------------|------------|
| 1. | Alli Smalley | 2007-11 | 219 |
| 2. | Blanche Alverson | 2009-13 | 213 |
| 3. | Brandy Montgomery | 2013-17 | 205 |
| 4. | Tiffany Krantz | 1996-00 | 184 |
| 5. | Natasha Brackett | 2001-05 | 171 |
| 6. | Samantha Williams | 1992-96 | 161 |
| 7. | Kristen Mulligan | 1992-96 | 149 |
| 8. | Katie Frerking | 2013-17 | 147 |
| 9. | Daisa Alexander | 2016-present | 124 |
| 10. | Carolyn Jones | 1988-91 | 103 |

Auburn Career Steals

| No. | Player | Years | Steals |
|-----|------------------------|---------------------|------------|
| 1. | Mae Ola Bolton | 1985-88 | 282 |
| 2. | Kristen Mulligan | 1993-96 | 253 |
| 3. | Ruthie Bolton | 1986-89 | 246 |
| 4. | Debra Larkin | 1982-85 | 242 |
| 5. | Helene Baroody | 1984-87 | 240 |
| 6. | Katie Frerking | 2013-17 | 234 |
| 7. | Sherell Hobbs | 2005-09 | 231 |
| 8. | Janiah McKay | 2015-19 | 223 |
| | Hasina Muhammad | 2011-15 | 223 |
| 10. | DeWanna Bonner | 2005-09 | 208 |
| -- | Daisa Alexander | 2016-present | 205 |

TIGERS' RECORD WHEN...

| | 2019-20 | Under Coach Flo |
|--|---------|--------------------|
| At Home..... | 6-4 | 76-38 |
| On the Road..... | 1-7 | 36-59 |
| At a Neutral Site..... | 1-2 | 20-17 |
| When wearing white..... | 6-6 | 76-34 |
| When wearing orange..... | 0-0 | 7-10 |
| When wearing blue..... | 1-6 | 42-65 |
| When wearing pink..... | 1-1 | 7-5 |
| Leading at the half..... | 7-2 | 104-24 |
| Trailing at the half..... | 1-10 | 28-83 |
| Tied at the half..... | 0-1 | 0-7 |
| Scores 100+ points..... | 0-0 | 0-0 |
| Scores 90-99 points..... | 0-0 | 6-0 |
| Scores 80-89 points..... | 2-1 | 27-2 |
| Scores 70-79 points..... | 3-4 | 39-10 |
| Scores 60-69 points..... | 2-4 | 39-31 |
| Scores fewer than 60 points..... | 1-4 | 19-71 |
| Holds opponent to 41-50 points..... | 1-0 | 32-3 |
| Holds opponent to 31-40 points..... | 0-0 | 7-0 |
| Holds opponent to under 30 points..... | 0-0 | 2-0 |
| Force 25 or more turnovers..... | 1-1 | 52-10 |
| Shoots 50% FG or better..... | 2-1 | 33-3 |
| Shoots 40-49% FG..... | 3-5 | 66-32 |
| Shoots 39.9% or under FG..... | 3-7 | 32-80 |
| Holds opponent under 30% FG..... | 1-0 | 26-2 |
| Shoots higher FG% than opponent..... | 5-2 | 103-23 |
| Shoots lower FG% than opponent..... | 3-11 | 29-86 |
| Shoots same FG% as opponent..... | 0-0 | 0-3 |
| Shoots higher FT% than opponent..... | 4-4 | 57-40 |
| Shoots lower FT% than opponent..... | 3-9 | 72-73 |
| Shoots same FT% as opponent..... | 1-0 | 2-2 |
| Out-rebounds opponent..... | 6-5 | 82-32 |
| Out-rebounded by opponent..... | 2-8 | 44-81 |
| Tied in rebounds..... | 0-0 | 5-2 |
| Versus ranked opponent..... | 0-3 | 5-51 |
| In overtime..... | 1-0 | 6-4 |
| Games decided by 3 points or less..... | 2-1 | 14-17 |
| Games decided by 4-5 points..... | 1-3 | 13-16 |
| Games decided by 6-10 points..... | 2-1 | 31-30 |
| Games decided by 11-20 points..... | 3-4 | 37-31 |
| Games decided by 21-30 points..... | 0-4 | 23-14 |
| Games decided by 30+ points..... | 0-0 | 14-6 |
| On Television/Digital..... | 7-9 | 68-77 |
| In November..... | 3-3 | 33-16 |
| In December..... | 3-2 | 41-10 |
| In January..... | 1-7 | 18-44 |
| In February..... | 1-1 | 24-30 |
| In March..... | 0-0 | 13-13 |

2019-20 Auburn Superlatives...

First Half

| | |
|---|---|
| Most points scored in the first quarter..... | 25, at UAB (11/21/19) |
| Most points scored in the second quarter..... | 25 at Mississippi State (1/30/20) |
| Most points scored in the first half..... | 42 vs. Drake (12/1/19) |
| Fewest points scored in the first half..... | 18 at Vanderbilt (1/2/20) |
| Fewest points allowed in the first half..... | 18 vs. Jacksonville State (12/28/19) |
| Most points allowed in the first half..... | 47 at Vanderbilt (1/2/20) |
| Best FG % in the first half..... | .556 at Mississippi State (1/30/20) |
| Worst FG % in the first half..... | .212 vs. Ole Miss (1/23/20) |
| Best FG % by an opponent in the first half..... | .679 at Vanderbilt (1/2/20) |
| Worst FG % by an opponent in the first half..... | .258 vs. Ole Miss (1/23/20) |
| Most rebounds in the first half..... | 32 vs. Ole Miss (1/23/20) |
| Fewest rebounds in the first half..... | 10, 3x; last vs. Florida (1/9/20) |
| Most rebounds by an opponent in the first half..... | 27 at TCU (12/7/19) |
| Fewest rebounds by an opponent in the first half..... | 11, vs. Old Dominion (11/14/19) & at UAB (11/21/19) |

Second Half

| | |
|--|--|
| Most points scored in the third quarter..... | 25, vs. Dayton (11/30/19) |
| Most points scored in the fourth quarter..... | 26, vs. Wofford (11/6/19) & at South Alabama (12/4/19) |
| Most points scored in an overtime period..... | 13, vs. Dayton (11/30/19) |
| Most points scored in the second half..... | 49, vs. Wofford (11/6/19) |
| Fewest points scored in the second half..... | 21 at Georgia (1/19/20) |
| Fewest points allowed in the second half..... | 23 vs. Ole Miss (1/23/20) |
| Most points allowed in the second half..... | 58, vs. Wofford (11/6/19) |
| Best FG % in the second half..... | .652 vs. Bethune-Cookman (12/15/19) |
| Worst FG % in the second half..... | .200 at Georgia (1/19/20) |
| Best FG % by an opponent in the second half..... | .692, vs. Old Dominion (11/14/19) |
| Worst FG % by an opponent in the second half..... | .241 vs. Bethune-Cookman (12/15/19) |
| Most rebounds in the second half..... | 24 vs. Bethune-Cookman (12/15/19) |
| Fewest rebounds in the second half..... | 15 vs. Alabama (1/12/20) |
| Most rebounds by an opponent in the second half..... | 23 at Alabama (2/9/20) |
| Fewest rebounds by an opponent in the second half..... | 9 vs. Bethune-Cookman (12/15/19) |

Game

| | |
|-------------------------------------|--|
| Most points scored..... | 84, vs. Wofford (11/6/19) |
| Fewest points scored..... | 48 vs. Alabama (1/12/20) |
| Most points allowed..... | 89, vs. Old Dominion (11/14/19) |
| Fewest points allowed..... | 43 vs. Ole Miss (1/23/20) |
| Best FG %..... | .533 at South Alabama (12/4/19) |
| Worst FG %..... | .275 vs. Alabama (1/12/20) |
| Best FG % by an opponent..... | .615 vs. Florida (1/9/20) |
| Worst FG % by an opponent..... | .274 vs. Ole Miss (1/23/20) |
| Most rebounds..... | 55 vs. Ole Miss (1/23/20) |
| Fewest rebounds..... | 29 vs. Middle Tennessee (11/29/19) & vs. Drake (12/1/19) |
| Most rebounds by an opponent..... | 49 at TCU (12/7/19) |
| Fewest rebounds by an opponent..... | 24 vs. Drake (12/1/19) |

Miscellaneous

| | |
|---|--|
| Highest-scoring quarter..... | 26, 4Q vs. Wofford (11/6/19) & 4Q at South Alabama (12/4/19) |
| Lowest-scoring quarter..... | 4, 2Q vs. Ole Miss (1/23/20) |
| Highest-scoring opponent quarter..... | 34, 4Q vs. Wofford (11/6/19) |
| Lowest-scoring opponent quarter..... | 2, 2Q vs. Ole Miss (1/23/20) |
| Largest margin in a single quarter..... | +13 (25-12) 3Q vs. Dayton (11/30/19) & (26-13) 4Q at South Alabama (12/4/19) |
| Largest margin of victory..... | 20, at South Alabama (12/4/19) |
| Smallest margin of victory..... | 2, vs. Wofford (11/6/19) & vs. Dayton (11/30/19) |
| Largest margin of defeat..... | 27 vs. Alabama (1/12/20) |
| Smallest margin of defeat..... | 1 vs. Drake (12/1/19) |
| Largest halftime lead..... | 11, vs. Wofford (11/6/19) |
| Smallest halftime lead..... | 1 vs. Ole Miss (1/23/20) |
| Times tied at halftime..... | 1 - 28-28 at Alabama (2/9/20) |
| Largest halftime deficit..... | 29 at Vanderbilt (1/2/20) |
| Smallest halftime deficit..... | 1, at UAB (11/21/19) |
| Largest rebounding margin..... | +18 vs. Ole Miss (1/23/20) |
| Smallest rebounding margin..... | +5 vs. Drake (12/1/19) |
| Last time tied in rebounding..... | |
| Largest rebounding deficit..... | -9 at Vanderbilt (1/2/20) |
| Smallest rebounding deficit..... | -1, vs. Arkansas (1/5/20), vs. Florida (1/9/20), vs. Alabama (1/12/20) |
| Largest deficit overcome to win game..... | 13, vs. Dayton (11/30/19) |
| Largest lead lost..... | 11 vs. Drake (12/1/19) |

MISCELLANEOUS STATISTICS

| Double-Doubles | Season | Career |
|-----------------|--------|--------|
| Unique Thompson | 19 | 39 |

| 30+ Point Games | Season | Career |
|-----------------|--------|--------|
| Unique Thompson | 1 | 1 |

| 20+ Point Games | Season | Career |
|-----------------|--------|--------|
| Unique Thompson | 7 | 13 |
| Daisa Alexander | 5 | 16 |
| Brooke Moore | 1 | 2 |
| Lauren Hansen | 1 | 1 |

| 10+ Rebound Games | Season | Career |
|-------------------|--------|--------|
| Unique Thompson | 21 | 49 |
| Daisa Alexander | 1 | 1 |
| Kiaye' White | 1 | 1 |

| 10+ Assist Games | Season | Career |
|------------------|--------|--------|
| Unique Thompson | 21 | 68 |
| Daisa Alexander | 0 | 4 |
| Erin Howard | 0 | 1 |

| 5+ Steal Games | Season | Career |
|-----------------|--------|--------|
| Robyn Benton | 2 | 2 |
| Daisa Alexander | 0 | 2 |

| 5+ Block Games | Season | Career |
|-----------------|--------|--------|
| Unique Thompson | 0 | 1 |

GAMES LED AUBURN IN...

| Scoring | Season | Career |
|-----------------|--------|--------|
| Unique Thompson | 10 | 23 |
| Daisa Alexander | 5 | 22 |
| Brooke Moore | 4 | 5 |
| Lauren Hansen | 2 | 2 |
| Robyn Benton | 1 | 2 |
| Erin Howard | 1 | 1 |

| Rebounding | Season | Career |
|-----------------|--------|--------|
| Unique Thompson | 21 | 68 |
| Daisa Alexander | 0 | 4 |
| Erin Howard | 0 | 1 |

| Assists | Season | Career |
|------------------------|--------|--------|
| Daisa Alexander | 10 | 17 |
| Unique Thompson | 5 | 9 |
| Lauren Hansen | 5 | 5 |
| Morgan Robinson-Nwagwu | 3 | 3 |
| Erin Howard | 2 | 3 |
| Robyn Benton | 2 | 2 |
| Annie Hughes | 2 | 2 |
| Brooke Moore | 2 | 2 |
| Kiyae' White | 1 | 1 |
| Sania Wells | 1 | 1 |

2019-20 DOUBLE-DOUBLES

Unique Thompson vs. Wofford (25 pts/11 reb)
 Unique Thompson vs. ODU (13 pts/10 reb)
 Unique Thompson at UAB (24 pts/19 reb)
 Unique Thompson vs. St. Joseph's (17 pts/12 reb)
 Unique Thompson vs. MTSU (15 pts/10 reb)
 Unique Thompson vs. Dayton (20 pts/11 reb)
 Unique Thompson vs. Drake (12 pts/11 reb)
 Unique Thompson at South Alabama (15 pts/10 reb)
 Unique Thompson at TCU (31 pts/15 reb)
 Unique Thompson vs. B-CU (16 pts/13 reb)
 Unique Thompson vs. Jax St. (20 pts/10 reb)
 Unique Thompson at Vanderbilt (14 pts/10 reb)
 Unique Thompson vs. Florida (10 pts/10 reb)
 Unique Thompson vs. Alabama (16 pts/14 reb)
 Unique Thompson at Georgia (13 pts/11 reb)
 Unique Thompson vs. Ole Miss (10 pts/13 reb)
 Unique Thompson at Kentucky (27 pts/15 reb)
 Unique Thompson at Miss. State (21 pts/11 reb)
 Unique Thompson vs. Vanderbilt (15 pts/12 reb)

Last Time an Auburn Team...

Scored 90 points..... Auburn 96, Elon 44, in Elon, N.C. (Dec. 22, 2018)
 Scored 100 points..... Auburn 119, Sam Houston State 54, in Auburn, Ala. (Dec. 5, 2008)
 Scored 100 points in an SEC game..... Auburn 102, Tennessee 96, SEC Tournament in Albany, Ga. (Mar. 6, 1987)
 Scored 100 at home..... Auburn 119, Sam Houston State 54, in Auburn, Ala. (Dec. 5, 2008)
Scored 80 points and lost..... Drake 83, Auburn 82 in Estero, Fla. (Dec. 1, 2019)
 Scored 90 points and lost..... Kentucky 91, Auburn 90 [2OT], in Auburn, Ala. (Feb. 2, 1986)
 Scored 100 points and lost..... Never
 Scored 110+ points..... Auburn 119, Sam Houston State 54, in Auburn, Ala. (Dec. 5, 2008)
 Scored 50-59 points in a half..... 51 (1st half) at Elon in Elon, N.C. (Dec. 22, 2018)
 Scored 60 or more points in a half..... 62 (2nd half) vs. Drake in New Orleans, La. (Dec. 21, 2016)
 Scored 30 or more points in a quarter..... 30 (1st quarter) - at St. Joseph's in Philadelphia, Pa. (Dec. 6, 2018)
Scored 50 points or less in a game..... 50 - at Georgia in Athens, Ga. (Jan. 19, 2020)
 Scored 50 points or less and won..... Auburn 47, Missouri 45 [SEC] in Jacksonville, Fla. (March 3, 2016)
 Scored 40 points or less in a game..... Georgia 63, Auburn 30, in Athens, Ga. (Jan. 28, 2016)
Scored less than 10 points in a quarter..... 4 points (2nd quarter) vs. Ole Miss in Auburn, Ala. (Jan. 23, 2020)
Scored less than 20 points in a 1st half..... 18 points at Vanderbilt in Nashville, Tenn. (Jan. 2, 2020)
 Scored less than 20 points in a 2nd half..... 18 points vs. Missouri [SEC] in Jacksonville, Fla. (March 3, 2016)
 Had 35+ rebound margin..... 36 - (52-16) vs. Alabama A&M in Normal, Ala. (Nov. 19, 2013)
 Had 25+ rebound margin..... 33 - (53-26) vs. Grambling State in Auburn, Ala. (Nov. 6, 2018)
 Had 20+ rebound margin..... 33 - (53-26) vs. Grambling State in Auburn, Ala. (Nov. 6, 2018)
Attempted 30 free throws..... 30 - vs. St. Joseph's in Auburn, Ala. (Nov. 24, 2019)
 Attempted 35 free throws..... 36 - vs. Alabama State in Auburn, Ala. (Dec. 29, 2018)
 Attempted 40 free throws..... 41 - vs. Alabama State in Auburn, Ala. (Nov. 15, 2006)
 Attempted 5 free throws or less..... 5 - at Tennessee in Knoxville, Tenn. (Feb. 14, 2019)
 Did not attempt a free throw..... Never
Made 20 free throws..... 20 - vs. Wofford in Auburn, Ala. (Nov. 6, 2019)
 Made 25 free throws..... 29 - vs. Alabama State (29-36) in Auburn, Ala. (Dec. 29, 2018)
 Made 30 free throws..... 31 - vs. Northwestern State (31-43) (Dec. 30, 2003)
 Had 25 assists..... 25 - vs. Ole Miss in Auburn, Ala. (Jan. 8, 2017)
Had 25 turnovers..... 26 - at Kentucky in Lexington, Ky. (Jan. 27, 2020)
Had 10 turnovers or less..... 7 - at Alabama in Tuscaloosa, Ala. (Feb. 9, 2020)
 Had 25+ steals..... Never
 Had 20-24 steals..... 21 - vs. Georgia in Auburn, Ala. (Feb. 3, 2019)
Had 15-19 steals..... 15 - vs. Vanderbilt in Auburn, Ala. (Feb. 2, 2020)
 Had 10-14 blocks..... 10 - vs. Louisiana Tech in Auburn, Ala. (Nov. 19, 2017)
 Had 15+ blocks..... 15 - at Florida International in Miami, Fla. (Dec. 29, 2014)
Won an overtime game..... Auburn 74, Dayton 72 [1OT] in Estero, Fla. (Nov. 30, 2019)
 Lost an overtime game..... Alabama 63, Auburn 61 [1OT] in Auburn, Ala. (Feb. 20, 2017)
 Played a double overtime game..... Auburn 70, Alabama 65 [2OT] in Auburn, Ala. (Feb. 27, 2014)
 Played three or more overtimes..... Never
 Shot 70% for a half..... 70.4% (19-of-27), 2nd half at Elon in Elon, N.C. (Dec. 22, 2018)
 Shot 60% for a game..... 63.3% (38-of-60) at Elon in Elon, N.C. (Dec. 22, 2018)
Shot less than 30% for a game..... 28.3% (15-of-53) at Georgia in Athens, Ga. (Jan. 19, 2020)
Shot 90-99.9% from the free throw line (minimum 10 attempts)..... 90.0% (18-of-20) vs. Vanderbilt in Auburn, Ala. (Feb. 2, 2020)
 Shot 100% from the free throw line (minimum 10 attempts)..... 100% (16-of-16) vs. Texas A&M in Auburn, Ala. (Jan. 7, 2018)
Shot 50% on 3-pointers (minimum 5 attempts)..... 50.0% (6-of-12) at Mississippi State in Starkville, Miss. (Jan. 30, 2020)
Shot 20-30% in a half..... 21.2% (7-of-33), 1st half vs. Ole Miss in Auburn, Ala. (Jan. 23, 2020)
 Shot less than 20% in a half..... 18.4% (7-of-38), 1st half vs. Missouri in Auburn, Ala. (Feb. 15, 2018)
 Shot 55% or better and lost..... 58.1% (25-of-43) vs. Tennessee (Jan. 20, 2005)
Made 10+ 3-point field goals..... 12-of-24 at South Alabama in Mobile, Ala. (Dec. 4, 2019)
 Failed to make a 3-point field goal..... 0-of-5 vs. Southern in Auburn, Ala. (Dec. 9, 2017)
 Had 60+ rebounds..... 61 - vs. Stephen F. Austin in Auburn, Ala. (Dec. 17, 2007)
Had 50-59 rebounds..... 55 vs. Ole Miss in Auburn, Ala. (Jan. 23, 2020)
 Defeated a Top-25 opponent..... Auburn 58, #25 Missouri 54, in Auburn, Ala. (Feb. 24, 2019)
 Defeated a Top-10 opponent..... Auburn 66, #7 Kentucky 61, in Auburn, Ala. (Jan. 3, 2016)
 Defeated a Top-25 opponent on the road..... Auburn 68, #16 Vanderbilt 62, in Nashville, Tenn. (Feb. 13, 2014)

Last Time an Auburn Player...

Scored 25-29 points..... 27 - Unique Thompson at Kentucky in Lexington, Ky. (Jan. 27, 2020)
Scored 30-34 points..... 31 - Unique Thompson at TCU in Fort Worth, Texas (Dec. 7, 2019)
 Scored 35 points..... 35 - DeWanna Bonner vs. Tennessee in Auburn, Ala. (Jan. 25, 2009)
 Scored 40 points..... 41 - Conswella Sparrow vs. South Alabama (Feb. 17, 1998)
Had 15+ rebounds..... 15 - Unique Thompson at Kentucky in Lexington, Ky. (Jan. 27, 2020)
 Had 20 rebounds..... 20 - Monique Morehouse at LSU (Feb. 4, 1995)
 Had 10 assists..... 10 - Janiah McKay vs. Grambling State (Nov. 6, 2018)
 Had 15 assists..... 18 - Martha Monk vs. Alabama State (Feb. 18, 1981)
 Had 5 blocks..... 6 - Unique Thompson vs. Louisiana Tech in Auburn, Ala. (Nov. 19, 2017)
 Had 7 blocks..... 7 - Jassany Williams vs. Duke (Nov. 18, 2011)
 Had 10 blocks..... 13 - Marita Payne vs. Arkansas (Feb. 3, 2005)
Had 5 steals..... 6 - Robyn Benton vs. Vanderbilt in Auburn, Ala. (Feb. 2, 2020)
 Had 8 steals..... 8 - Brandy Montgomery vs. East Carolina in Auburn, Ala. (Dec. 5, 2015)
 Had 10 steals..... 10 - Kristen Mulligan vs. Northeast Illinois in Auburn, Ala. (Dec. 18, 1992)
Made 10 field goals..... 11 - Unique Thompson [11-14] at Kentucky in Lexington, Ky. (Jan. 27, 2020)
 Made 15 field goals..... 15 - Conswella Sparrow (15-16) vs. South Alabama (Feb. 17, 1998)
Attempted 20 field goals..... 21 - Unique Thompson vs. Alabama in Auburn, Ala. (Jan. 12, 2020)
 Attempted 25 field goals..... 28 - Brandy Montgomery (8-28) at Marquette in Milwaukee, Wis. (Dec. 13, 2015)
Made 5+ three-point field goals..... 7 - Lauren Hansen vs. Drake in Estero, Fla. (Dec. 1, 2019)
 Made 8 three-point field goals..... 8 - Tiffany Krantz vs. Troy State in Auburn, Ala. (Nov. 21, 1997)
Attempted 10 three-point field goals..... 14 - Lauren Hansen vs. Drake in Estero, Fla. (Dec. 1, 2019)
 Attempted 15 three-point field goals..... 16 - Brandy Montgomery at Marquette in Milwaukee, Wis. (Dec. 13, 2015)
Made 10 free throws..... 10 - Unique Thompson (10-15) vs. Dayton in Estero, Fla. (Nov. 30, 2019)
 Made 15 free throws..... Never
 Shot 100% at the free throw line (min. 10 attempts)..... 11-11 - Janiah McKay vs. Texas A&M in Auburn, Ala. (Jan. 7, 2018)
Had a double-double..... Unique Thompson (15 pts/12 reb) vs. Vanderbilt in Auburn, Ala. (Feb. 2, 2020)

SEC PRESEASON POLL (Media Vote)**Order of Finish**

1. South Carolina
2. Texas A&M
3. Mississippi State
4. Kentucky
5. Arkansas
6. Tennessee
7. Auburn
8. LSU
9. Missouri
10. Georgia
11. Alabama
12. Florida
13. Ole Miss
14. Vanderbilt

Player of the Year

Chennedy Carter, Texas A&M

All-SEC First Team

Chennedy Carter, Texas A&M
 Chelsea Dungee, Arkansas
 Rhyme Howard, Kentucky
 Ayana Mitchell, LSU
 Tyasha Harris, South Carolina

All-SEC Second Team

Unique Thompson, Auburn
 Mikiah Herbert Harrigan, South Carolina
 Rennia Davis, Tennessee
 Ciera Johnson, Texas A&M
 Mariella Fasoula, Vanderbilt

SEC PRESEASON POLL (Coaches' Vote)**Order of Finish**

1. Texas A&M
2. South Carolina
3. Mississippi State
4. Kentucky
5. Arkansas
6. LSU
7. Tennessee
8. Auburn
9. Missouri
10. Georgia
11. Alabama
12. Vanderbilt
13. Ole Miss
14. Florida

Player of the Year

Chennedy Carter, Texas A&M

All-SEC First Team

Chelsea Dungee, Arkansas
 Rhyme Howard, Kentucky
 Ayana Mitchell, LSU
 Jordan Danberry, Mississippi State
 Amber Smith, Missouri
 Tyasha Harris, South Carolina
 Rennia Davis, Tennessee
 Chennedy Carter, Texas A&M

All-SEC Second Team

Cierra Johnson, Alabama
 Daisa Alexander, Auburn
 Unique Thompson, Auburn
 Gabby Connally, Georgia
 Chloe Bibby, Mississippi State
 Mikiah Herbert Harrigan, South Carolina
 Ciera Johnson, Texas A&M
 Kayla Wells, Texas A&M
 Mariella Fasoula, Vanderbilt

Had 2 consecutive double-doubles Unique Thompson: 21/11 at MSU, 15/12 vs. Vandy (Jan. 30-Feb. 2, 2020)
Had 3 consecutive double-doubles Unique Thompson: 27/15 at Kentucky, 21/11 at MSU, 15/12 vs. Vandy (Jan. 27-Feb. 2, 2020)
...Had 13 consecutive double-doubles Unique Thompson: First vs. BYU; last at Vandy (March 23, 2019-Jan. 2, 2020)
 ...Had 18 consecutive double-doubles (AU record) Lauretta Freeman: First vs. Furman, Last vs. Oral Roberts (Dec. 29, 1992-Feb. 23, 1993)
 Had a double-double at halftime Unique Thompson (16 pts/10 rebs) at Iowa State in Ames, Iowa (Nov. 13, 2018)
 Two players had a double-double Unique Thompson (14 p/13 r) & Janiah McKay (16 p/10 a) vs. Grambling State (Nov. 6, 2018)
 Recorded a double-double with points and assists Janiah McKay (16 pts/10 assists) vs. Grambling State (Nov. 6, 2018)
 Scored 20 points & had 20 rebounds Lauretta Freeman (30 pts/21 rebs.) vs. Alabama, (Feb. 17, 1993)
 Had a triple-double Whitney Boddie (24 pts./11 rebs./12 ast.) vs. Sam Houston State (Dec. 5, 2008)
Two players scored 20 points Unique Thompson (21), Daisa Alexander (20) at Mississippi State in Starkville, Miss. (Jan. 30, 2020)
 Two players scored 30 points Laticia Morris (33 points) & Tara Williams (30 points) vs. South Alabama (Jan. 14, 1997)
 Had 2 straight 25-point games Janiah McKay: 27 at South Carolina, 26 vs. Arkansas (Jan. 11-14, 2018)
 Had 3 straight 25-point games Janiah McKay: 25 pts vs. Texas A&M, 27 pts at South Carolina, 26 pts vs. Arkansas (Jan. 7-14, 2018)
 Zero players scored in double figures at Georgia in Athens, Ga. (Jan. 28, 2016)
Only one player scored in double figures Unique Thompson (27) at Kentucky in Lexington, Ky. (Jan. 27, 2020)
Five players scored in double figures Thompson (16), Howard (12), Alexander (11), Hansen/Benton (10) vs. Bethune-Cookman (Dec. 15, 2019)
 Six players scored in double figures McKay/Benton (16), Primm (15), Thompson (14), Alexander/Jones (13) vs. Grambling (Nov. 6, 2018)
 Seven players scored in double figures Carrier (19 pts.), Bonner (18 pts.), Smalley (16 pts.), Boddie (13 pts.) R. Hobbs (13 pts.), Hilliard (13 pts.) & S. Hobbs (10 pts.) vs. Sam Houston State (Dec. 5, 2008)
Two players had 10 rebounds Unique Thompson (13) and Daisa Alexander (10) vs. Ole Miss in Auburn, Ala. (Jan. 23, 2020)
 Three players had 10 rebounds J. Greenleaf (12 rebs.), D. Bonner (12 rebs.) & .oddie (10 rebs.) vs. Oakland (Nov. 21, 2007)
 Played every minute Jordan Greenleaf (40 mins.) vs. Florida in Duluth, Ga. [SEC] (Mar. 4, 2010)
 Played 40 or more minutes in OT game Unique Thompson (43 mins.) vs. Georgia in Auburn, Ala. (Feb. 3, 2019)
 Attempted a slam dunk Hasina Muhammad vs. St. John's in Auburn, Ala. (Dec. 6, 2013)
 Made a shot from half-court or beyond Brooke Moore (end 2nd quarter) vs. Alabama State in Auburn, Ala. (Dec. 29, 2018)

Last Time an Auburn Opponent...

Shot less than 30% in a game (SEC) Ole Miss - 27.4% (17-of-62) in Auburn, Ala. (Jan. 23, 2020)
 Shot less than 30% in a game (Non-conf) Alabama State - 29.8% (14-of-47) in Auburn, Ala. (Dec. 29, 2018)
Shot 60% or better in a game Florida - 61.5% (32-of-52) in Auburn, Ala. (Jan. 9, 2020)
 Scored 90 points Virginia Tech 92, Auburn 87 [OT] in Auburn, Ala. (Dec. 18, 2016)
 Scored 100 points Georgia 102, Auburn 72 in Athens, Ga. (Mar. 3, 1984)
 Scored 100 points at Auburn Tuskegee 105, Auburn 98 (2OT) (Feb. 12, 1979)
 Had 25+ rebound margin Never
 Had a 20+ rebound margin 20 - Alabama (56-36) in Auburn, Ala. (Feb. 20, 2017)
Scored less than 5 points in a quarter 2 - Ole Miss (2nd quarter) in Auburn, Ala. (Jan. 23, 2020)
Scored less than 10 points in a quarter 7 - Kentucky (3rd quarter) in Lexington, Ky. (Jan. 27, 2020)
 Scored less than 10 points in all four quarters Winthrop (9-8-8-8) in Auburn, Ala. (Dec. 16, 2015)
Scored 30 or more points in a quarter 34 - Wofford (4th quarter) in Auburn, Ala. (Nov. 6, 2019)
 Scored less than 10 points in a half 8 - Jacksonville (1st half) in Auburn, Ala. (Dec. 28, 2016)
Scored less than 20 points in a 1st half 18 - Jacksonville State in Auburn, Ala. (Dec. 28, 2019)
 Scored less than 20 points in a 2nd half 19 - Florida in Auburn, Ala. (Dec. 31, 2017)
 Had 50 rebounds 56 - Alabama in Auburn, Ala. (Feb. 20, 2017)
 Had 25 assists 25 - Florida International in Miami, Fla. (Dec. 19, 1993)
Had 25-29 turnovers 29 - Vanderbilt in Nashville, Tenn. (Jan. 2, 2020)
 Had 30-34 turnovers 30 - XULA in Auburn, Ala. (Dec. 28, 2017)
 Had 35+ turnovers 35 - ULM in Auburn, Ala. (Nov. 27, 2017)
 Had 15 steals 15 - East Carolina in Auburn, Ala. (Dec. 5, 2015)
Had 10 blocks 10 - Georgia in Athens, Ga. (Jan. 19, 2020)
 Failed to make a 3-point field goal LSU (0-6) in Baton Rouge, La. (Feb. 1, 2016)
 Attempted 35 free throws 35 - Florida in Gainesville, Fla. (Feb. 28, 2016)
 Made 30 free throws 30 - Arkansas (Jan. 22, 1995)
Made 10 three-point field goals 11 - Kentucky in Lexington, Ky. (Jan. 27, 2020)
 Made 15 three-point field goals 18 - Missouri in Columbia, Mo. (Jan. 6, 2013)
Scored 41-50 points in a game 43 - Ole Miss in Auburn, Ala. (Jan. 23, 2020)
 Scored 31-40 points in a game 38 - Alabama in Auburn, Ala. (Feb. 17, 2019)
 Scored 30 points or less 26 - Georgia in Athens, Ga. (Feb. 22, 2015)
 Scored 25 points or less 25 - Puerto Rico-Mayaguez (Dec. 17, 2000)

Last Time an Opposing Player...

Scored 30+ points (non-conference) 35 - Ajah Wayne of Old Dominion in Auburn, Ala. (Nov. 14, 2019)
 Scored 30+ points (SEC) 41 - Chelsea Dungee of Arkansas in Fayetteville, Ark. (Feb. 10, 2019)
Scored 35+ points (all games) 35 - Ajah Wayne of Old Dominion in Auburn, Ala. (Nov. 14, 2019)
 Scored 40+ points (all games) 41 - Chelsea Dungee of Arkansas in Fayetteville, Ark. (Feb. 10, 2019)
 Attempted 25 field goals 27 - Jantel Lavender (9-27) of Ohio State (Nov. 23, 2008)
 Scored 20 points & had 20 rebounds Young of Baylor in the WNIT Championship Game, (20 pts./25 rebs.) (Apr. 4, 2003)
Two players scored 20 points Jaycee Bradley (24) and Lauren Heard (21) of TCU in Fort Worth, Texas (Dec. 7, 2019)
 Three players scored 20 points by LSU in Baton Rouge, Chatman (22 pts), Johnson (21 pts) & Lowery (20 pts) (Jan. 12, 1991)
Five players scored in double figures Briggs (19), Smith (15), Rickards (13), Moore (12) and Johnson (10) of Florida (Jan. 9, 2020)
 Six players scored in double figures Williams (10), Lewis (13), Bonds (18), Peoples (10), Miller (12), Svete (12) of Florida (Jan. 26, 2014)
Recorded a double-double Ariyah Copeland of Alabama (17 pts/13 reb) in Tuscaloosa, Ala. (Feb. 9, 2020)
 Recorded a double-double with points and assists Tyasha Harris (12 pts/11 ast) of South Carolina in Columbia, S.C. (Jan. 11, 2018)
 Recorded a triple-double Ceira Ricketts (14 pts./13 rebs./12 ast.) of Arkansas (Jan. 18, 2009)
 Two players recorded a double-double C. Green (16 pts/11 reb) & Davis (15 pts/10 reb) of Tennessee in Knoxville, Tenn. (Feb. 14, 2019)
 Committed 10+ turnovers 10 - Shaquera Wade of Alabama in Greenville, S.C. (March 7, 2019)
 Had 15-19 rebounds 15 - by N' dea Jones of Texas A&M in Auburn, Ala. (Jan. 24, 2019)
 Had 20+ rebounds 21 - Ayana Mitchell of LSU in Baton Rouge, La. (March 3, 2019)
 Had 10 assists 10 - Tyasha Harris of South Carolina in Auburn, Ala. (Feb. 28, 2019)
 Had 15 assists 16 - Cindy McMahan of Alabama-Huntsville (Nov. 24, 1980)
 Had 5 blocks 5 - Ashley Knight of Alabama in Tuscaloosa, Ala. (Feb. 18, 2018)
 Had 10 blocks Never
Had 5 steals 5 - Kiara Smith of Florida in Auburn, Ala. (Jan. 9, 2020)
 Made 15 field goals 15 - Chamique Holdscraw (15-21) of Tennessee (Feb. 1, 1998)
 Made 10 3-point field goals 11 - Morgan Eye (11-18) of Missouri in Columbia, Mo. (Jan. 6, 2013)

2019-20 Auburn Individual Highs...**First Half**

Points..... 21, Unique Thompson at TCU (12/7/19)
 Field Goals Made..... 9, Unique Thompson at TCU (12/7/19)
 Field Goal Attempts..... 12, Unique Thompson vs. Alabama (1/12/20)
 3-Point Field Goals Made 5, Lauren Hansen vs. Drake (12/1/19)
 3-Point Field Goal Attempts 8, Lauren Hansen vs. Drake (12/1/19)
 Free Throws Made 7, Unique Thompson at Georgia (1/19/20)
 Free Throws Attempted 9, Unique Thompson at Georgia (1/19/20)
 Rebounds 11, Unique Thompson at UAB (11/21/19) & vs. Arkansas (1/5/20)
 Assists 4, 2x; Daisa Alexander at TCU (12/7/19) & at Alabama (2/9/20)
 Blocked Shots..... 2, Erin Howard at TCU (12/7/19) & vs. Alabama (1/12/20)
 Steals 5, Robyn Benton at Mississippi State (1/30/20)

Second Half

Points..... 19, Daisa Alexander vs. Drake (12/1/19)
 Field Goals Made..... 6, 4x; last, Brooke Moore vs. Arkansas (1/5/20)
 Field Goal Attempts..... 12, Daisa Alexander vs. Dayton (11/30/19)
 3-Point Field Goals Made 4, Erin Howard at South Alabama (12/4/19)
 3-Point Field Goal Attempts 6, Lauren Hansen vs. Drake (12/1/19)
 Free Throws Made 8, 2x; last, Robyn Benton at Alabama (2/9/20)
 Free Throws Attempted 10, Daisa Alexander vs. Wofford (11/6/19)
 Rebounds 9, 5x; last, Unique Thompson vs. Vanderbilt (2/2/20)
 Assists 5, Daisa Alexander at Kentucky (1/27/20)
 Blocked Shots..... 2, Unique Thompson at UAB (11/21/19)
 Steals 4, Robyn Benton vs. Vanderbilt (2/2/20)

Game

Points..... 31, Unique Thompson at TCU (12/7/19)
 Field Goals Made..... 12, Unique Thompson at TCU (12/7/19)
 Field Goal Attempts..... 21, Unique Thompson vs. Alabama (1/12/20)
 3-Point Field Goals Made 7, Lauren Hansen vs. Drake (12/1/19)
 3-Point Field Goal Attempts 14, Lauren Hansen vs. Drake (12/1/19)
 Free Throws Made 10, Unique Thompson vs. Dayton (11/30/19)
 Free Throws Attempted 15, Unique Thompson vs. Dayton (11/30/19)
 Rebounds 19, Unique Thompson at UAB (11/21/19)
 Assists 7, Daisa Alexander at Kentucky (1/27/20)
 Blocked Shots..... 2, 5x; last, Erin Howard vs. Alabama (1/12/20)
 Steals 6, Robyn Benton at Mississippi State (1/30/20) & vs. Vanderbilt (2/2/20)

2019-20 Auburn Team Highs...**First Half**

Points..... 42 vs. Drake (12/1/19)
 Field Goals Made..... 16 at UAB (11/21/19)
 Field Goal Attempts..... 41 vs. Alabama (1/12/20)
 3-Point Field Goals Made 8 vs. Drake (12/1/19)
 3-Point Field Goal Attempts 18 vs. Drake (12/1/19)
 Free Throws Made 12 vs. Old Dominion (11/14/19)
 Free Throws Attempted 19 vs. Old Dominion (11/14/19)
 Rebounds 25 vs. Wofford (11/6/19)
 Assists 10 at South Alabama (12/4/19)
 Blocked Shots..... 3 at TCU (12/7/19)
 Steals 10 at Mississippi State (1/30/20)

Second Half

Points..... 49 vs. Wofford (11/6/19)
 Field Goals Made..... 17, 3x; last vs. Arkansas (1/5/20)
 Field Goal Attempts..... 37 vs. Old Dominion (11/14/19)
 3-Point Field Goals Made 6 at South Alabama (12/4/19)
 3-Point Field Goal Attempts 14 vs. Florida (1/9/20)
 Free Throws Made 16 vs. Vanderbilt (2/2/20)
 Free Throws Attempted 19 vs. Wofford (11/6/19) & at Vanderbilt (1/2/20)
 Rebounds 24 vs. Bethune-Cookman (12/15/19)
 Assists 10 vs. Wofford (11/6/19)
 Blocked Shots..... 3 at UAB (11/21/19) & vs. Bethune-Cookman (12/15/19)
 Steals 14 at Vanderbilt (1/2/20)

Game

Points..... 84 vs. Wofford (11/6/19)
 Field Goals Made..... 32 at South Alabama (12/4/19)
 Field Goal Attempts..... 69 vs. Alabama (1/12/20)
 3-Point Field Goals Made 13 vs. Drake (12/1/19)
 3-Point Field Goal Attempts 29 vs. Drake (12/1/19) & vs. Florida (1/9/20)
 Free Throws Made 20 vs. Wofford (11/6/19)
 Free Throws Attempted 30 vs. Wofford (11/6/19) & vs. St. Joseph's (11/24/19)
 Rebounds 55 vs. Ole Miss (1/23/20)
 Assists 16 at South Alabama (12/4/19) & vs. Arkansas (1/5/20)
 Blocked Shots..... 4 at UAB (11/21/19) & vs. Bethune-Cookman (12/15/19)
 Steals 17 at Vanderbilt (1/2/20)
 Turnovers Forced..... 29 at Vanderbilt (1/2/20)

Specialty Statistics (Auburn-Opponent)

| Opponent | Points in the Paint | Points off Turnovers | 2nd-Chance Points | Fast-Break Points | Bench Points |
|--------------------------|------------------------------|------------------------------|-----------------------------|-----------------------------|------------------------------|
| Wofford | 38 -18 | 12-19 | 24 -10 | 11-9 | 10-5 |
| Old Dominion | 28-30 | 14-13 | 22-11 | 4-13 | 15-16 |
| at UAB | 34-26 | 15-23 | 17-15 | 0-0 | 18-9 |
| St. Joseph's | 22-36 | 17-11 | 17-7 | 7-8 | 10-13 |
| vs. Middle Tennessee | 26-32 | 9-19 | 11-3 | 4-8 | 13-6 |
| vs. Dayton | 24-32 | 19-14 | 11-11 | 4-2 | 7-19 |
| vs. Drake | 27-44 | 24-24 | 7-6 | 4-6 | 11-27 |
| at South Alabama | 32-30 | 21-18 | 8-20 | 8-6 | 20-6 |
| at TCU | 32-34 | 9-26 | 12-14 | 7-25 | 10-22 |
| vs. Bethune-Cookman | 36-20 | 8-16 | 21-7 | 4-14 | 28 -16 |
| vs. Jacksonville State | 22-2 | 27 -11 | 22-5 | 6-3 | 12-14 |
| at Vanderbilt | 24-46 | 12-24 | 3-7 | 6-10 | 18-9 |
| vs. Arkansas | 24-36 | 12-24 | 15-10 | 9-18 | 20-10 |
| vs. Florida | 22-42 | 9-26 | 17-2 | 10-16 | 20-16 |
| vs. Alabama | 24-28 | 10-17 | 13-10 | 0-10 | 24-17 |
| at Georgia | 16-28 | 9-19 | 9-12 | 4-19 | 4-34 |
| vs. Ole Miss | 16-14 | 14-15 | 8-11 | 12-3 | 12-21 |
| at Kentucky | 38 -20 | 16-25 | 13-9 | 12-7 | 5-25 |
| at Mississippi State | 34-48 | 21-24 | 14-11 | 14-16 | 13-49 |
| vs. Vanderbilt | 32-40 | 14-12 | 16-11 | 19 -16 | 9-3 |
| at Alabama | 20-26 | 8-7 | 11-15 | 7-0 | 7-16 |
| Totals (Averages) | 571 (27.2)-632 (30.1) | 302 (14.4)-392 (18.7) | 287 (13.7)-205 (9.8) | 152 (7.2)-209 (10.0) | 273 (13.0)-366 (17.4) |

Lead-Deficit Comparison

| Opponent | Largest Lead | Largest Deficit | Lead Changes | Ties | Result |
|------------------------|-----------------------|-----------------------|--------------|-----------|---------------|
| Wofford | 17 (3rd, 5:39) | 4 (1st, 9:16) | 7 | 5 | W, 84-82 |
| Old Dominion | 2 (1st, 7:02) | 16 (4th, 3:30) | 6 | 3 | L, 77-89 |
| at UAB | 5 (3rd, 5:34) | 5 (4th, 1:10) | 25 | 12 | L, 75-80 |
| St. Joseph's | 6 (4th, 5:32) | 6 (1st, 1:34) | 10 | 11 | W, 66-62 |
| vs. Middle Tennessee | -- | 26 (4th, 6:37) | 0 | 0 | L, 50-73 |
| vs. Dayton | 6 (1st, 1:12) | 13 (Half) | 8 | 9 | W, 76-74 (OT) |
| vs. Drake | 11 (3rd, 1:29) | 11 (1st, 2:34) | 13 | 12 | L, 82-83 |
| at South Alabama | 26 (4th, 3:02) | 2 (3rd, 4:46) | 4 | 0 | W, 82-62 |
| at TCU | -- | 25 (4th, 5:41) | 0 | 3 | L, 65-80 |
| vs. Bethune-Cookman | 19 (4th, 3:46) | 5 (2nd, 7:25) | 10 | 5 | W, 74-56 |
| vs. Jacksonville State | 18 (4th, 4:03) | -- | 0 | 0 | W, 62-53 |
| at Vanderbilt | 3 (1st, 8:56) | 35 (3rd, 6:14) | 1 | 0 | L, 55-77 |
| vs. Arkansas | 7 (1st, 7:08) | 27 (4th, 5:34) | 1 | 1 | L, 70-86 |
| vs. Florida | 2 (1st, 7:11) | 24 (3rd, 6:50) | 2 | 2 | L, 63-83 |
| vs. Alabama | 8 (1st, 4:30) | 32 (4th, 1:14) | 3 | 4 | L, 45-78 |
| at Georgia | 10 (1st, 5:13) | 17 (4th, 5:48) | 1 | 2 | L, 50-61 |
| vs. Ole Miss | 19 (4th, 1:30) | 6 (1st, 2:05) | 5 | 1 | W, 59-43 |
| at Kentucky | 1 (1st, 6:50) | 20 (2nd, 3:02) | 2 | 1 | L, 61-68 |
| at Mississippi State | 9 (3rd, 9:29) | 9 (3rd, 0:12) | 23 | 12 | L, 73-78 |
| vs. Vanderbilt | 13 (3rd, 3:42) | 8 (1st, 6:18) | 5 | 2 | W, 70-62 |
| at Alabama | 6 (1st, 4:33) | 5 (4th, 0:09) | 13 | 12 | L, 64-68 |

Scoring Breakdown

(Percentage of total points in parentheses)

| Opponent | Front Court | Back Court | Sr. | Jr. | So. | Fr. | Starters | Bench |
|------------------------|-------------|------------|-----|-----|-----|-----|-----------|-----------|
| Wofford | 37 (44.0) | 47 (56.0) | 22 | 30 | 17 | 15 | 74 (88.1) | 10 (10.9) |
| Old Dominion | 26 (33.8) | 51 (66.2) | 17 | 15 | 26 | 19 | 62 (80.5) | 15 (19.5) |
| at UAB | 38 (50.7) | 37 (49.3) | 20 | 24 | 20 | 11 | 57 (76.0) | 18 (24.0) |
| St. Joseph's | 32 (48.5) | 34 (51.5) | 8 | 17 | 16 | 25 | 56 (84.8) | 10 (15.2) |
| vs. Middle Tennessee | 27 (54.0) | 23 (46.0) | 6 | 15 | 23 | 6 | 37 (74.0) | 13 (26.0) |
| vs. Dayton | 26 (34.2) | 50 (65.8) | 22 | 20 | 24 | 10 | 69 (90.8) | 7 (9.2) |
| vs. Drake | 20 (24.3) | 62 (75.7) | 24 | 12 | 13 | 33 | 71 (86.6) | 11 (13.4) |
| at South Alabama | 32 (39.0) | 50 (61.0) | 14 | 15 | 37 | 16 | 62 (75.6) | 20 (24.4) |
| at TCU | 40 (61.5) | 25 (38.5) | 6 | 31 | 17 | 11 | 55 (84.6) | 10 (15.4) |
| vs. Bethune-Cookman | 32 (43.2) | 42 (56.8) | 11 | 16 | 26 | 21 | 46 (62.2) | 28 (37.8) |
| vs. Jacksonville State | 28 (45.1) | 34 (54.9) | 10 | 20 | 23 | 9 | 50 (80.0) | 12 (20.0) |
| at Vanderbilt | 29 (52.7) | 24 (47.3) | 2 | 14 | 32 | 7 | 37 (67.2) | 18 (32.8) |
| vs. Arkansas | 14 (20.0) | 56 (80.0) | 19 | 6 | 33 | 12 | 50 (71.4) | 20 (28.6) |
| vs. Florida | 27 (42.9) | 36 (57.1) | - | 10 | 33 | 20 | 43 (68.3) | 20 (31.7) |
| vs. Alabama | 30 (62.5) | 18 (37.5) | - | 16 | 21 | 11 | 31 (64.6) | 17 (35.4) |
| at Georgia | 19 (38.0) | 31 (62.0) | 17 | 13 | 20 | 0 | 46 (94.0) | 4 (8.0) |
| vs. Ole Miss | 18 (30.5) | 41 (59.5) | 7 | 10 | 35 | 7 | 47 (79.7) | 12 (20.3) |
| at Kentucky | 37 (60.7) | 24 (29.3) | 8 | 27 | 22 | 4 | 56 (91.8) | 5 (8.2) |
| at Mississippi State | 26 (35.6) | 47 (64.4) | 20 | 21 | 19 | 13 | 60 (82.2) | 13 (17.8) |
| vs. Vanderbilt | 18 (25.7) | 52 (74.3) | 18 | 15 | 16 | 21 | 67 (95.7) | 3 (4.3) |
| at Alabama | 24 (37.5) | 40 (62.5) | 10 | 9 | 29 | 16 | 57 (89.1) | 7 (10.9) |

Comparison Statistics (Auburn/Opponent)

| Opponent | 1st | 2nd | Score | Mar | Total FG | FG Pct | 3-Pointers | 3FG Pct | Free Throws | FT Pct | Reb. | Mar | Assist | TO | Bk | Stl | Fouls |
|-------------------|-------|-------|-------|------|-------------|-----------|-------------|-----------|-------------|-----------|-------|-----|--------|-------|------|-------|-------|
| Wofford | 35/24 | 49/58 | 84-82 | +2 | 30-65/26-64 | .462/.406 | 4-16/13-30 | .250/.433 | 20-30/17-20 | .667/.850 | 47/34 | +13 | 15/13 | 14/15 | 2/3 | 12/6 | 19/26 |
| Old Dominion | 39/41 | 38/48 | 77-89 | (12) | 26-60/32-54 | .433/.593 | 8-19/14-28 | .421/.500 | 17-28/11-18 | .607/.611 | 34/28 | +6 | 9/16 | 14/15 | 2/3 | 9/7 | 19/21 |
| UAB | 40/41 | 35/39 | 75-80 | (5) | 30-60/26-53 | .500/.491 | 3-15/10-23 | .200/.435 | 12-17/18-21 | .706/.857 | 37/27 | +10 | 11/15 | 20/17 | 4/3 | 11/8 | 20/12 |
| St. Joseph's | 32/29 | 34/33 | 66-62 | +4 | 21-58/24-54 | .362/.444 | 5-14/4-15 | .357/.267 | 19-30/10-15 | .633/.667 | 40/34 | +6 | 14/15 | 10/14 | 1/5 | 8/5 | 14/20 |
| Middle Tenn. | 19/40 | 31/33 | 50-73 | (23) | 18-53/26-60 | .340/.433 | 4-20/10-29 | .200/.345 | 10-18/11-21 | .556/.524 | 29/36 | (7) | 8/12 | 23/16 | 1/3 | 8/12 | 22/14 |
| Dayton | 24/37 | 39/26 | 76-74 | +2 | 26-64/28-63 | .406/.444 | 6-23/9-25 | .261/.360 | 18-26/9-14 | .692/.643 | 33/35 | (2) | 6/15 | 13/20 | 2/2 | 14/5 | 22/20 |
| Drake | 42/44 | 40/39 | 82-83 | (1) | 28-62/32-61 | .452/.525 | 13-29/7-25 | .448/.280 | 13-16/12-13 | .813/.923 | 29/24 | +5 | 15/20 | 20/19 | 2/0 | 11/10 | 14/15 |
| South Alabama | 37/32 | 45/30 | 82-62 | +20 | 32-60/25-59 | .533/.424 | 12-24/10-31 | .500/.323 | 6-12/2-4 | .500/.500 | 36/30 | +6 | 16/12 | 13/15 | 3/0 | 7/4 | 13/7 |
| TCU | 31/44 | 34/36 | 65-80 | (15) | 24-67/25-67 | .358/.373 | 3-25/7-26 | .120/.269 | 14-19/23-33 | .737/.697 | 42/49 | (7) | 14/18 | 19/16 | 3/4 | 11/9 | 25/16 |
| Beth.-Cookman | 36/31 | 38/25 | 74-56 | +18 | 30-59/19-56 | .508/.339 | 8-25/5-24 | .320/.208 | 6-7/13-24 | .857/.542 | 43/26 | +17 | 14/7 | 19/11 | 4/0 | 6/9 | 22/8 |
| Jacksonville St. | 27/18 | 35/35 | 62-53 | +9 | 22-55/16-47 | .400/.340 | 5-19/13-31 | .263/.419 | 13-16/8-9 | .813/.889 | 36/30 | +6 | 8/13 | 21/27 | 2/2 | 14/8 | 12/14 |
| Vanderbilt | 18/47 | 37/30 | 55-77 | (22) | 17-60/31-52 | .283/.596 | 3-23/1-3 | .130/.333 | 18-23/14-22 | .783/.636 | 30/39 | (9) | 10/21 | 27/29 | 1/2 | 17/13 | 20/19 |
| Arkansas | 27/44 | 43/42 | 70-86 | (16) | 27-66/32-62 | .409/.516 | 9-26/12-27 | .346/.444 | 7-13/10-11 | .538/.909 | 35/36 | (1) | 16/16 | 19/18 | 1/1 | 11/13 | 15/12 |
| Florida | 31/42 | 32/41 | 63-83 | (20) | 24-61/32-52 | .393/.615 | 7-29/10-17 | .241/.588 | 8-11/9-11 | .727/.818 | 29/30 | (1) | 12/13 | 16/17 | 1/1 | 13/12 | 16/8 |
| Alabama | 26/33 | 22/42 | 48-75 | (27) | 19-69/28-54 | .275/.519 | 6-26/11-29 | .231/.379 | 4-7/8-10 | .571/.800 | 38/39 | (1) | 11/21 | 13/17 | 2/4 | 11/5 | 12/14 |
| Georgia | 29/25 | 21/36 | 50-61 | (11) | 15-53/25-58 | .283/.431 | 2-12/4-23 | .167/.174 | 18-25/7-11 | .720/.636 | 35/41 | (6) | 5/16 | 17/18 | 2/10 | 12/11 | 15/20 |
| Ole Miss | 21/20 | 38/23 | 59-43 | +16 | 20-66/17-62 | .303/.274 | 7-27/7-29 | .259/.241 | 12-15/2-4 | .800/.500 | 55/37 | +18 | 11/9 | 17/18 | 1/1 | 12/12 | 9/13 |
| Kentucky | 28/44 | 33/24 | 61-68 | (7) | 25-55/24-56 | .455/.429 | 4-16/11-28 | .250/.393 | 7-12/9-12 | .583/.750 | 36/29 | +7 | 15/16 | 26/20 | 2/3 | 8/12 | 15/16 |
| Mississippi State | 40/33 | 33/45 | 73-78 | (5) | 27-55/32-58 | .491/.442 | 6-12/3-9 | .500/.333 | 13-18/11-17 | .722/.647 | 34/27 | +7 | 9/16 | 24/18 | 2/0 | 13/12 | 21/19 |
| Vanderbilt | 33/28 | 37/34 | 70-62 | +8 | 24-62/27-55 | .387/.491 | 4-21/1-7 | .190/.143 | 18-20/7-12 | .900/.583 | 32/34 | (2) | 13/17 | 15/22 | 2/0 | 15/12 | 14/18 |
| Alabama | 28/28 | 36/40 | 64-68 | (4) | 22-61/22-54 | .361/.407 | 6-20/7-23 | .300/.304 | 14-20/17-19 | .700/.895 | 34/41 | (7) | 9/15 | 7/11 | 0/2 | 6/3 | 18/18 |

Game-by-Game Leaders

| | Points | Rebounds | Assists | Steals | Blocked Shots |
|----------------------|---------------------------|---------------------------|--------------------------|-----------------------|----------------------|
| Wofford | 25-Unique Thompson | 13-Unique Thompson | 4-White/Hughes | 3-Annie Hughes | 1-Moore/Howard |
| Old Dominion | 17-Daisa Alexander | 10-Unique Thompson | 2-(three plays) | 4-Daisa Alexander | 1-Jackson/Howard |
| at UAB | 24-Unique Thompson | 19-Unique Thompson | 3-Hughes/Howard | 4-Daisa Alexander | 2-Unique Thompson |
| St. Joseph's | 18-Lauren Hansen | 12-Unique Thompson | 5-Unique Thompson | 4-Lauren Hansen | 1-Kiyae' White |
| Middle Tennessee | 15-Unique Thompson | 10-Unique Thompson | 3-Sania Wells | 3-Alexander/Howard | 1-Erin Howard |
| Dayton | 22-Daisa Alexander | 11-Unique Thompson | 3-Daisa Alexander | 4-Brooke Moore | 1-White/Thompson |
| Drake | 24-Alexander/Hansen | 11-Unique Thompson | 4-Alexander/Hansen | 4-Unique Thompson | 2-Erin Howard |
| at South Alabama | 20-Brooke Moore | 10-Unique Thompson | 4-Lauren Hansen | 4-Erin Howard | 1-(three players) |
| at TCU | 31-Unique Thompson | 15-Unique Thompson | 4-Alexander/Rob.-Nwagwu | 3-White/Howard | 2-Erin Howard |
| Bethune-Cookman | 16-Unique Thompson | 13-Unique Thompson | 3-Hansen/Rob.-Nwagwu | 4-Unique Thompson | 2-Robyn Benton |
| Jacksonville State | 20-Unique Thompson | 10-Unique Thompson | 2-Moore/Hansen | 3-(three players) | 1-Thompson/Howard |
| at Vanderbilt | 17-Brooke Moore | 10-Unique Thompson | 4-Daisa Alexander | 4-Robyn Benton | 1-Kiyae' White |
| Arkansas | 19-Alexander/Moore | 13-Unique Thompson | 6-Unique Thompson | 4-Robyn Benton | 1-Unique Thompson |
| Florida | 14-Brooke Moore | 10-Unique Thompson | 3-Hansen/Rob.-Nwagwu | 4-Erin Howard | 1-Robyn Benton |
| Alabama | 16-Unique Thompson | 14-Unique Thompson | 4-Lauren Hansen | 3-Robyn Benton | 2-Erin Howard |
| at Georgia | 17-Daisa Alexander | 11-Unique Thompson | 2-Unique Thompson | 3-Benton/Alexander | 1-Benton/White |
| Ole Miss | 17-Robyn Benton | 13-Unique Thompson | 3-Alexander/Benton | 3-Lauren Hansen | 1-Daisa Alexander |
| at Kentucky | 27-Unique Thompson | 15-Unique Thompson | 7-Daisa Alexander | 3-Unique Thompson | 1-Thompson/White |
| at Mississippi State | 21-Unique Thompson | 11-Unique Thompson | 2-(three players) | 6-Robyn Benton | 1-Thompson/White |
| vs. Vanderbilt | 18-Alexander/Hansen | 12-Unique Thompson | 4-Daisa Alexander | 6-Robyn Benton | 1-Thompson/Howard |
| at Alabama | 15-Erin Howard | 12-Unique Thompson | 6-Daisa Alexander | 2-Thompson/Howard | (none) |

2019-20 Starting Lineups

| | Point Guard (1) | Wing (2) | Wing (3) | Wing (4) | Post (5) |
|----------------------|------------------------|-----------------|-----------------|-----------------|-----------------|
| Wofford | Daisa Alexander | Brooke Moore | Annie Hughes | Kiyae' White | Unique Thompson |
| Old Dominion | Daisa Alexander | Brooke Moore | Annie Hughes | Kiyae' White | Unique Thompson |
| at UAB | Lauren Hansen | Brooke Moore | Daisa Alexander | Annie Hughes | Unique Thompson |
| St. Joseph's | Lauren Hansen | Brooke Moore | Daisa Alexander | Kiyae' White | Unique Thompson |
| vs Middle Tennessee | Lauren Hansen | Brooke Moore | Daisa Alexander | Kiyae' White | Unique Thompson |
| vs Dayton | Lauren Hansen | Brooke Moore | Daisa Alexander | Kiyae' White | Unique Thompson |
| vs Drake | Lauren Hansen | Brooke Moore | Daisa Alexander | Kiyae' White | Unique Thompson |
| at South Alabama | Lauren Hansen | Brooke Moore | Daisa Alexander | Kiyae' White | Unique Thompson |
| at TCU | Lauren Hansen | Brooke Moore | Daisa Alexander | Kiyae' White | Unique Thompson |
| Bethune-Cookman | Lauren Hansen | Annie Hughes | Daisa Alexander | Kiyae' White | Unique Thompson |
| Jacksonville State | Lauren Hansen | Brooke Moore | Daisa Alexander | Kiyae' White | Unique Thompson |
| at Vanderbilt | Lauren Hansen | Brooke Moore | Daisa Alexander | Kiyae' White | Unique Thompson |
| Arkansas | Daisa Alexander | Brooke Moore | Annie Hughes | Erin Howard | Unique Thompson |
| Florida | Lauren Hansen | Brooke Moore | Annie Hughes | Erin Howard | Unique Thompson |
| Alabama | Lauren Hansen | Brooke Moore | Annie Hughes | Erin Howard | Unique Thompson |
| at Georgia | Daisa Alexander | Brooke Moore | Robyn Benton | Erin Howard | Unique Thompson |
| Ole Miss | Daisa Alexander | Brooke Moore | Robyn Benton | Erin Howard | Unique Thompson |
| at Kentucky | Daisa Alexander | Brooke Moore | Robyn Benton | Erin Howard | Unique Thompson |
| at Mississippi State | Daisa Alexander | Lauren Hansen | Robyn Benton | Erin Howard | Unique Thompson |
| Vanderbilt | Daisa Alexander | Lauren Hansen | Robyn Benton | Erin Howard | Unique Thompson |
| at Alabama | Daisa Alexander | Lauren Hansen | Robyn Benton | Erin Howard | Unique Thompson |

Record by Starting Lineup

| | |
|---|-------------|
| Alexander, Moore, Hughes, White, Thompson | 1-1 (.500) |
| Hansen, Moore, Alexander, Hughes, Thompson | 0-1 (.000) |
| Hansen, Moore, Alexander, White, Thompson | 4-4 (.500) |
| Hansen, Hughes, Alexander, White, Thompson | 1-0 (1.000) |
| Alexander, Moore, Hughes, Howard, Thompson | 0-1 (.000) |
| Hansen, Moore, Hughes, Howard, Thompson | 0-2 (.000) |
| Alexander, Moore, Benton, Howard, Thompson | 1-2 (.333) |
| Alexander, Hansen, Benton, Howard, Thompson | 1-2 (.333) |



Terri

WILLIAMS-FLOURNOY

Head Coach

Seventh Season at Auburn • 15th as a Head Coach • 27th Season in coaching

Hampton, Va. • Penn State, 1991

• Has taken her teams to postseason appearances in nine of the last 11 years, including six NCAA Tournament appearances

- Led Auburn to 19 or more wins in four of her first seven years
- Has had six players selected to All-SEC teams
- Auburn has forced an average of 20.0+ turnovers per game under Coach Flo
- Led Auburn to the postseason in five of seven seasons, advancing to WNIT Quarterfinals in 2013 and Third Round in 2014, along with NCAA Tournament in 2016, 2017 and 2019
- Won her 100th game at Auburn on Feb. 8, 2018, defeating LSU 70-62
- Picked up her 200th career head coaching victory Dec. 5, 2015 at home vs. East Carolina
- Won 250th career game at Xavier (La.) on Nov. 28, 2018
- Recorded her 400th career win as a collegiate coach in Auburn's 68-58 win over Hofstra on Dec. 9, 2012
- Won her 500th game as a collegiate coach with victory over Louisiana-Lafayette on Nov. 25, 2018

2018

- Picked up first SEC win in 50-47 win over #23 Arkansas in 2013
- Earned second win over ranked opponent at Auburn and snapped 21-game skid to #16 Vanderbilt with 68-62 win in Nashville on Feb. 13, 2014
- Picked up first top-10 win with a 66-61 victory over #7 Kentucky on Jan. 3, 2016
- Has 275 wins as a head coach and 251 as an assistant for a .614 winning percentage over 28 years as a collegiate coach
- Has been part of six conference championships and 21 post-season appearances as an assistant and head coach
- 2010 Black Coaches Association Coach of the Year
- Served as an assistant coach for Team USA that won a gold medal at the 2011 World University Games in Shenzhen, China
- Coached teams to 15 NCAA Tournament appearances, nine as an assistant and six as a head coach
- Has coached 24 players that have gone on to the professional ranks, including seven in the WNBA
- As an assistant, helped coach Georgia to an NCAA Final Four appearance and two NCAA Elite Eight appearances
- Coached three Georgetown players to three all-conference honors and one All-America award
- Has a 614-368 record in 31 seasons as a head coach, assistant coach and player
- Helped coach Georgetown to a Big East title in 1992
- As an assistant coach at Southwest Missouri State, helped the team to two straight NCAA Tournaments and two consecutive Missouri Valley Conference Tournament titles

All-time record as player and coach: 614-369 (.625) 32 seasons

Record as collegiate player: 88-36 (.709) 4 seasons

Record as collegiate coach: 526-333 (.613) 28 seasons

Record as collegiate assistant coach: 251-117 (.683) 12 seasons

Record as collegiate head coach: 275-218 (.558) 16 seasons

Record as Auburn head coach: 132-114 (.537) 8 seasons

Williams-FLOURNOY Year-by-Year

Penn State, Player (1987-91)

| Year | Record | Conf. | Other Information |
|---------|--------|-------|-------------------|
| 1987-88 | 20-13 | 11-7 | NCAA Second Round |
| 1988-89 | 14-14 | 12-6 | |
| 1989-90 | 25-7 | 15-3 | NCAA Second Round |
| 1990-91 | 29-2 | 17-1 | NCAA Second Round |

Georgetown, Assistant Coach (1992-96)

| Year | Record | Conf. | Other Information |
|---------|--------|-------|-------------------------------------|
| 1992-93 | 23-7 | 15-3 | Big East Champions NCAA Sweet 16 |
| 1993-94 | 12-15 | 6-12 | |
| 1994-95 | 11-17 | 6-12 | |
| 1995-96 | 12-15 | 7-11 | |

Georgia, Assistant Coach (1996-2002)

| Year | Record | Conf. | Other Information |
|-----------|--------|-------|---|
| 1996-97 | 25-6 | 11-1 | SEC Champions NCAA Elite Eight |
| 1997-98 | 17-11 | 8-6 | NCAA First Round |
| 1998-99 | 27-7 | 9-5 | NCAA Final Four |
| 1999-2000 | 32-4 | 13-1 | SEC Champions NCAA Elite Eight |
| 2000-01 | 27-6 | 11-3 | SEC Tournament Champions NCAA Second Round |
| 2001-02 | 19-11 | 6-8 | NCAA First Round |

Southwest Missouri State, Assistant Coach (2002-04)

| Year | Record | Conf. | Other Information |
|---------|--------|-------|---|
| 2002-03 | 18-13 | 11-7 | MVC Tournament Champions NCAA First Round |
| 2003-04 | 28-4 | 16-2 | Missouri Valley Champions MVC Tournament Champions NCAA First Round |

Georgetown, Head Coach (2004-12)

| Year | Record | Conf. | Other Information |
|---------|--------|-------|--------------------|
| 2004-05 | 12-16 | 7-9 | |
| 2005-06 | 10-17 | 3-13 | |
| 2006-07 | 13-16 | 3-13 | |
| 2007-08 | 15-14 | 5-11 | |
| 2008-09 | 20-14 | 7-9 | WNIT Quarterfinals |
| 2009-10 | 26-7 | 13-3 | NCAA Second Round |
| 2010-11 | 24-11 | 9-7 | NCAA Sweet 16 |
| 2011-12 | 23-9 | 11-5 | NCAA Second Round |

Auburn, Head Coach (2012-present)

| Year | Record | Conf. | Other Information |
|---------|--------|-------|--------------------|
| 2012-13 | 19-15 | 5-11 | WNIT Quarterfinals |
| 2013-14 | 19-15 | 7-9 | WNIT Third Round |
| 2014-15 | 13-18 | 3-13 | |
| 2015-16 | 20-13 | 8-8 | NCAA Second Round |
| 2016-17 | 17-15 | 7-9 | NCAA First Round |
| 2017-18 | 14-15 | 5-11 | |
| 2018-19 | 22-10 | 9-7 | NCAA First Round |
| 2019-20 | 8-13 | 2-8 | |



Daisa ALEXANDER

#0

Senior • Guard • 5-8

Decatur, Ga.

****2018 SEC All-Defensive Team****

Southwest DeKalb HS

Named to 2019-20 Preseason All-SEC Second Team (coaches)

- Missed the Florida and Alabama games with ankle injury suffered vs. Arkansas (1/5); returned with 17 points vs OM (1/19)
- Scored 1,000th career point vs. Jacksonville State (12/28); 34th Auburn player to reach that milestone
- Opened season with 22-point, 6-rebound performance in win over Wofford (11/6)
- Auburn's leading returning scorer, averaged 12.6 points/game in 2018-19
- Scored in double-digits in 14 of 16 SEC games; led Auburn in 8 SEC games in 18-19; averaged 14.9 points in SEC play; 16.9 points in SEC road games
- Top 2 in steals in SEC last two years; led league with 2.8/game in '18; 2nd in SEC with 2.3/game in '19
- Scored career-high 25 points on 9-14 shooting at Indiana while playing just 20 minutes off the bench (12/3); 12 points in 4th quarter

SEASON HIGHS

| | | | |
|---------------------|----|-------------------------------|----------|
| Points | 24 | vs. Drake | 12/1/19 |
| Rebounds | 10 | vs. Ole Miss | 1/23/20 |
| Assists | 7 | at Kentucky | 1/27/20 |
| Blocks | 1 | vs. Ole Miss | 1/23/20 |
| Steals | 4 | 2x; last at UAB | 11/21/19 |
| Field Goals | 9 | 2x; last vs. Dayton | 11/30/19 |
| Field Goal Attempts | 18 | at Mississippi State | 1/30/20 |
| 3-Point Field Goals | 4 | 2x; last at Mississippi State | 1/30/20 |
| 3-Point FG Attempts | 9 | vs. Drake | 12/1/19 |
| Free Throws | 9 | vs. Wofford | 11/6/19 |
| Free Throw Attempts | 14 | vs. Wofford | 11/6/19 |

CAREER HIGHS

| | | | |
|---------------------|----|-------------------------------|----------|
| Points | 25 | at Indiana | 12/3/17 |
| Rebounds | 10 | vs. Ole Miss | 1/23/20 |
| Assists | 8 | vs. UL-Lafayette | 11/25/18 |
| Blocks | 2 | at Kentucky | 2/1/18 |
| Steals | 7 | at LSU | 1/18/18 |
| Field Goals | 9 | 7x; last vs. Dayton | 11/30/19 |
| Field Goal Attempts | 23 | at Tennessee | 1/4/18 |
| 3-Point Field Goals | 4 | 5x; last at Mississippi State | 1/30/20 |
| 3-Point FG Attempts | 11 | vs. BYU | 3/23/19 |
| Free Throws | 9 | vs. Wofford | 11/6/19 |
| Free Throw Attempts | 9 | vs. Wofford | 11/6/19 |

| Opponent | Start | Min. | FG-A | 3PT-A | FT-A | O-D-T | PF | Ast. | TO | Blk. | St. | Pts. |
|----------------------|-------|------|------|-------|------|-----------------|----|------|----|------|-----|------|
| WOFFORD | * | 33 | 6-12 | 1-3 | 9-14 | 1-5-6 | 3 | 2 | 3 | 0 | 2 | 22 |
| OLD DOMINION | * | 29 | 5-16 | 2-5 | 5-6 | 1-3-4 | 4 | 2 | 3 | 0 | 4 | 17 |
| at UAB | * | 30 | 9-14 | 2-3 | 0-1 | 0-2-2 | 4 | 1 | 2 | 0 | 4 | 20 |
| ST. JOSEPH'S | * | 33 | 3-13 | 0-1 | 2-4 | 0-2-2 | 2 | 3 | 0 | 0 | 2 | 8 |
| vs Middle Tennessee | * | 24 | 2-6 | 0-0 | 2-2 | 1-1-2 | 2 | 0 | 2 | 0 | 3 | 6 |
| vs. Dayton | * | 33 | 9-17 | 1-5 | 3-3 | 1-2-3 | 4 | 3 | 2 | 0 | 3 | 22 |
| vs. Drake | * | 31 | 7-17 | 4-9 | 6-6 | 1-2-3 | 1 | 4 | 3 | 0 | 3 | 24 |
| at South Alabama | * | 26 | 6-10 | 2-4 | 0-0 | 2-2-4 | 2 | 1 | 0 | 0 | 0 | 14 |
| at TCU | * | 21 | 3-11 | 0-5 | 0-0 | 0-2-2 | 5 | 4 | 1 | 0 | 2 | 6 |
| BETHUNE-COOKMAN | * | 28 | 5-10 | 1-5 | 0-0 | 0-4-4 | 3 | 2 | 2 | 0 | 1 | 11 |
| JACKSONVILLE ST. | * | 30 | 5-10 | 0-2 | 0-0 | 0-6-6 | 1 | 2 | 3 | 0 | 1 | 10 |
| at Vanderbilt | * | 26 | 0-7 | 0-4 | 2-2 | 2-3-5 | 2 | 4 | 1 | 0 | 1 | 2 |
| ARKANSAS | * | 23 | 7-12 | 3-5 | 2-2 | 0-1-1 | 3 | 1 | 3 | 0 | 2 | 19 |
| FLORIDA | | | | | | --DNP-Injured-- | | | | | | |
| ALABAMA | | | | | | --DNP-Injured-- | | | | | | |
| at Georgia | * | 33 | 6-14 | 0-1 | 5-8 | 1-2-3 | 1 | 1 | 4 | 0 | 3 | 17 |
| OLE MISS | * | 33 | 2-10 | 1-4 | 2-3 | 3-7-10 | 1 | 3 | 3 | 1 | 2 | 7 |
| at Kentucky | * | 33 | 4-14 | 0-3 | 0-0 | 1-2-3 | 2 | 7 | 6 | 0 | 1 | 8 |
| at Mississippi State | * | 36 | 8-18 | 4-6 | 0-0 | 0-4-4 | 4 | 1 | 2 | 0 | 2 | 20 |
| VANDERBILT | * | 38 | 5-14 | 1-6 | 7-7 | 0-0-0 | 2 | 4 | 5 | 0 | 3 | 18 |
| at Alabama | * | 38 | 5-14 | 0-5 | 0-0 | 0-4-4 | 2 | 6 | 1 | 0 | 1 | 10 |
| at South Carolina | | | | | | | | | | | | |
| LSU | | | | | | | | | | | | |
| MISSISSIPPI STATE | | | | | | | | | | | | |
| at Texas A&M | | | | | | | | | | | | |
| at Missouri | | | | | | | | | | | | |
| TENNESSEE | | | | | | | | | | | | |

ALEXANDER'S CAREER STATISTICS

| Season | gp-gs | min/avg | Total | | 3-Point | | F-Throws | | Rebounds | | | | Scoring | | | | | | | |
|--------------|---------------|------------------|-----------------|-------------|----------------|-------------|----------------|-------------|-----------|------------|------------|------------|------------|----------|------------|------------|----------|------------|-------------|-------------|
| | | | fg-fga | pct | fg-fga | pct | ft-fta | pct | off | def | tot | avg | pf | fo | ast | to | blk | stl | pts | avg |
| 2016-17 | 20-0 | 113/5.7 | 9-37 | .243 | 1-10 | .100 | 7-10 | .700 | 9 | 8 | 17 | 0.9 | 18 | 0 | 1 | 10 | 0 | 9 | 26 | 1.3 |
| 2017-18 | 29-12 | 746/25.7 | 157-403 | .390 | 41-122 | .336 | 57-77 | .740 | 17 | 59 | 76 | 2.6 | 73 | 0 | 39 | 79 | 3 | 80 | 412 | 14.2 |
| 2018-19 | 32-32 | 892/27.9 | 148-380 | .389 | 60-166 | .361 | 48-70 | .686 | 22 | 79 | 101 | 3.2 | 73 | 2 | 56 | 57 | 3 | 74 | 404 | 12.6 |
| 2019-20 | 19-19 | 576/30.3 | 97-239 | .406 | 22-76 | .289 | 45-58 | .776 | 14 | 54 | 68 | 3.6 | 48 | 1 | 49 | 48 | 1 | 42 | 261 | 13.7 |
| TOTAL | 100-63 | 2327/23.3 | 411-1059 | .388 | 124-374 | .332 | 157-215 | .730 | 62 | 200 | 262 | 2.6 | 212 | 3 | 145 | 194 | 7 | 205 | 1103 | 11.0 |



Robyn BENTON

#1

Sophomore • Guard • 5-9

Conyers, Ga.

2019 SEC All-Freshman Team

Greater Atlanta Christian HS

• 2019 SEC All-Freshman Team

- Leads SEC with 3.3 steals/game in conference play; had career-high 6 steals at Mississippi State (1/30) and vs. Vanderbilt (2/2)
- Had career high 17 points, 6 rebounds and 3 assists in second career start vs. Ole Miss (1/23)
- Career-high 7 rebounds, 8-8 FT and scored 14 points at Alabama (2/9)
- Made first career start at Georgia (1/19); finished 12 points and 5 rebounds, along with 3 steals; averaging 13.2 points in 6 starts
- Scored 10 points in season debut vs. Bethune-Cookman (12/15); missed first 9 games with injury
- Made game-winning shot + free throw with 8.6 seconds left to finish off 20-point comeback win at Vanderbilt (1/17); named SEC Freshman/Week
- Sister of former Tennessee football player Inky Johnson

SEASON HIGHS

| | | | |
|---------------------|----|-------------------------|----------|
| Points | 17 | vs. Ole Miss | 1/23/20 |
| Rebounds | 7 | at Alabama | 2/9/20 |
| Assists | 3 | 4x; last vs. Vanderbilt | 2/2/20 |
| Blocks | 2 | vs. Bethune-Cookman | 12/15/19 |
| Steals | 6 | 2x; last vs. Vanderbilt | 2/2/20 |
| Field Goals | 5 | 3x; last vs. Vanderbilt | 2/2/20 |
| Field Goal Attempts | 14 | vs. Vanderbilt | 2/2/20 |
| 3-Point Field Goals | 3 | vs. Ole Miss | 1/23/20 |
| 3-Point FG Attempts | 8 | vs. Ole Miss | 1/23/20 |
| Free Throws | 8 | at Alabama | 2/9/20 |
| Free Throw Attempts | 8 | at Alabama | 2/9/20 |

| Opponent | Start | Min. | FG-A | 3PT-A | FT-A | O-D-T | PF | Ast. | TO | Blk. | St. | Pts. |
|----------------------|-------|------|------|-------|------|-----------------|----|------|----|------|-----|------|
| WOFFORD | | | | | | --DNP-Injured-- | | | | | | |
| OLD DOMINION | | | | | | --DNP-Injured-- | | | | | | |
| at UAB | | | | | | --DNP-Injured-- | | | | | | |
| ST. JOSEPH'S | | | | | | --DNP-Injured-- | | | | | | |
| vs Middle Tennessee | | | | | | --DNP-Injured-- | | | | | | |
| vs. Dayton | | | | | | --DNP-Injured-- | | | | | | |
| vs. Drake | | | | | | --DNP-Injured-- | | | | | | |
| at South Alabama | | | | | | --DNP-Injured-- | | | | | | |
| at TCU | | | | | | --DNP-Injured-- | | | | | | |
| BETHUNE-COOKMAN | | 15 | 4-7 | 2-4 | 0-0 | 1-0-1 | 1 | 1 | 0 | 2 | 1 | 10 |
| JACKSONVILLE ST. | | 18 | 2-5 | 0-1 | 0-0 | 1-1-2 | 1 | 1 | 0 | 0 | 1 | 4 |
| at Vanderbilt | | 20 | 0-5 | 0-0 | 0-0 | 1-0-1 | 1 | 0 | 3 | 0 | 4 | 0 |
| ARKANSAS | | 20 | 2-7 | 1-2 | 1-2 | 1-0-1 | 2 | 3 | 1 | 0 | 4 | 6 |
| FLORIDA | | 24 | 1-6 | 0-3 | 0-0 | 0-1-1 | 2 | 3 | 1 | 1 | 3 | 2 |
| ALABAMA | | 24 | 3-9 | 2-6 | 1-2 | 4-0-4 | 1 | 0 | 2 | 0 | 3 | 9 |
| at Georgia | * | 33 | 4-9 | 2-4 | 2-2 | 2-3-5 | 4 | 1 | 1 | 1 | 3 | 12 |
| OLE MISS | * | 30 | 5-13 | 3-8 | 4-4 | 4-2-6 | 1 | 3 | 1 | 0 | 2 | 17 |
| at Kentucky | * | 27 | 4-9 | 1-2 | 0-0 | 1-1-2 | 4 | 1 | 2 | 0 | 1 | 9 |
| at Mississippi State | * | 31 | 5-10 | 1-2 | 3-4 | 1-1-2 | 3 | 1 | 5 | 0 | 6 | 14 |
| VANDERBILT | * | 33 | 5-14 | 1-5 | 2-2 | 4-2-6 | 4 | 3 | 2 | 0 | 6 | 13 |
| at Alabama | * | 34 | 3-10 | 0-4 | 8-8 | 4-3-7 | 4 | 0 | 1 | 0 | 1 | 14 |
| at South Carolina | | | | | | | | | | | | |
| LSU | | | | | | | | | | | | |
| MISSISSIPPI STATE | | | | | | | | | | | | |
| at Texas A&M | | | | | | | | | | | | |
| at Missouri | | | | | | | | | | | | |
| TENNESSEE | | | | | | | | | | | | |

CAREER HIGHS

| | | | |
|---------------------|----|-------------------------|----------|
| Points | 17 | vs. Ole Miss | 1/23/20 |
| Rebounds | 7 | at Alabama | 2/9/20 |
| Assists | 3 | 6x; last vs. Vanderbilt | 2/2/20 |
| Blocks | 2 | vs. Bethune-Cookman | 12/15/19 |
| Steals | 6 | 2x; last vs. Vanderbilt | 2/2/20 |
| Field Goals | 6 | vs. Grambling | 11/6/18 |
| Field Goal Attempts | 13 | vs. Ole Miss | 1/23/20 |
| 3-Point Field Goals | 5 | at Elon | 12/22/18 |
| 3-Point FG Attempts | 8 | 2x; last vs. Ole Miss | 1/23/20 |
| Free Throws | 8 | at Alabama | 2/9/20 |
| Free Throw Attempts | 8 | at Alabama | 2/9/20 |

BENTON'S CAREER STATISTICS

| Season | gp-gs | min/avg | Total | | 3-Point | | F-Throws | | Rebounds | | | | Scoring | | | | | | | |
|---------|-------|----------|---------|------|---------|------|----------|------|----------|-----|-----|-----|---------|----|-----|----|-----|-----|-----|-----|
| | | | fg-fga | pct | fg-fga | pct | ft-fta | pct | off | def | tot | avg | pf | fo | ast | to | blk | stl | pts | avg |
| 2018-19 | 32-0 | 457/14.3 | 64-167 | .383 | 35-94 | .372 | 24-34 | .706 | 16 | 26 | 42 | 1.3 | 41 | 0 | 18 | 15 | 3 | 34 | 187 | 5.8 |
| 2019-20 | 12-6 | 308/25.7 | 38-104 | .365 | 13-41 | .317 | 21-24 | .875 | 24 | 14 | 38 | 3.2 | 28 | 0 | 17 | 19 | 4 | 35 | 110 | 9.2 |
| TOTAL | 44-6 | 765/17.4 | 102-271 | .376 | 48-135 | .356 | 45-58 | .776 | 40 | 40 | 80 | 1.8 | 69 | 0 | 35 | 34 | 7 | 69 | 297 | 6.8 |



Sania WELLS

#2

Freshman • Guard • 5-7

Moss Point, Miss.

East Central HS

- Scored season-high 8 points in career-high 21 minutes at Mississippi State (1/30)
- Scored 4 points on 2-3 shooting vs. Florida (1/9)
- Made collegiate debut at UAB; scored 4 points while playing 17 minutes
- Missed first two games with injury
- Ranked as No. 27 point guard nationally by ESPN HoopGurlz
- USA Today All-Mississippi team
- Averaged 27 points, 5 rebounds, 4 steals as a HS senior

SEASON/CAREER HIGHS

| | | | |
|---------------------|---|-------------------------------|----------|
| Points | 8 | at Mississippi State | 1/30/20 |
| Rebounds | 3 | 3x; last at Alabama | 2/9/20 |
| Assists | 3 | vs. Middle Tenn. | 11/29/19 |
| Blocks | | | |
| Steals | 2 | vs. Alabama | 1/12/20 |
| Field Goals | 3 | at Mississippi State | 1/30/20 |
| Field Goal Attempts | 6 | at Mississippi State | 1/30/20 |
| 3-Point Field Goals | 1 | 2x; last at Alabama | 2/9/20 |
| 3-Point FG Attempts | 3 | vs. Alabama | 1/12/20 |
| Free Throws | 2 | 3x; last at Mississippi State | 1/30/20 |
| Free Throw Attempts | 4 | at Mississippi State | 1/30/20 |

| Opponent | Start Min. | FG-A | 3PT-A | FT-A | O-D-T | PF | Ast. | TO | Blk. | St. | Pts. |
|----------------------|------------|------|-------|------|-----------------|----|------|----|------|-----|------|
| WOFFORD | | | | | --DNP-Injured-- | | | | | | |
| OLD DOMINION | | | | | --DNP-Injured-- | | | | | | |
| at UAB | 17 | 1-4 | 0-1 | 2-2 | 0-0-0 | 2 | 0 | 2 | 0 | 0 | 4 |
| ST. JOSEPH'S | 5 | 0-2 | 0-0 | 0-0 | 0-3-3 | 1 | 0 | 1 | 0 | 0 | 0 |
| vs Middle Tennessee | 13 | 1-1 | 0-0 | 1-2 | 0-1-1 | 2 | 3 | 1 | 0 | 0 | 3 |
| vs. Dayton | 4 | 0-0 | 0-0 | 0-0 | 0-0-0 | 1 | 0 | 0 | 0 | 1 | 0 |
| vs. Drake | 4 | 0-0 | 0-0 | 2-2 | 0-0-0 | 0 | 1 | 0 | 0 | 0 | 2 |
| at South Alabama | 3 | 0-1 | 0-0 | 0-0 | 0-1-1 | 0 | 2 | 0 | 0 | 0 | 0 |
| at TCU | 1 | 0-0 | 0-0 | 0-0 | 0-0-0 | 0 | 0 | 0 | 0 | 0 | 0 |
| BETHUNE-COOKMAN | 6 | 0-1 | 0-1 | 0-0 | 0-0-0 | 0 | 0 | 1 | 0 | 0 | 0 |
| JACKSONVILLE ST. | 3 | 0-0 | 0-0 | 0-0 | 0-0-0 | 0 | 0 | 1 | 0 | 0 | 0 |
| at Vanderbilt | | | | | --DNP-- | | | | | | |
| ARKANSAS | 1 | 0-0 | 0-0 | 0-0 | 0-0-0 | 0 | 1 | 0 | 0 | 0 | 0 |
| FLORIDA | 6 | 2-3 | 0-1 | 0-0 | 1-1-2 | 2 | 0 | 0 | 0 | 0 | 4 |
| ALABAMA | 10 | 1-3 | 1-3 | 0-0 | 1-0-1 | 0 | 1 | 0 | 0 | 2 | 3 |
| at Georgia | 3 | 0-0 | 0-0 | 0-0 | 0-0-0 | 0 | 0 | 0 | 0 | 0 | 0 |
| OLE MISS | 3 | 0-1 | 0-0 | 0-0 | 0-0-0 | 0 | 0 | 1 | 0 | 0 | 0 |
| at Kentucky | | | | | --DNP-- | | | | | | |
| at Mississippi State | 21 | 3-6 | 0-1 | 2-4 | 1-2-3 | 3 | 1 | 1 | 0 | 0 | 8 |
| VANDERBILT | 10 | 0-2 | 0-0 | 0-0 | 0-0-0 | 1 | 0 | 1 | 0 | 0 | 0 |
| at Alabama | 12 | 1-4 | 1-2 | 1-2 | 1-2-3 | 4 | 0 | 0 | 0 | 0 | 4 |
| at South Carolina | | | | | | | | | | | |
| LSU | | | | | | | | | | | |
| MISSISSIPPI STATE | | | | | | | | | | | |
| at Texas A&M | | | | | | | | | | | |
| at Missouri | | | | | | | | | | | |
| TENNESSEE | | | | | | | | | | | |

WELLS' CAREER STATISTICS

| Season | gp-gs | min/avg | Total | | 3-Point | | F-Throws | | Rebounds | | | | Scoring | | | | | | | |
|---------|-------|---------|--------|------|---------|------|----------|------|----------|-----|-----|-----|---------|----|-----|----|-----|-----|-----|-----|
| | | | fg-fga | pct | fg-fga | pct | ft-fta | pct | off | def | tot | avg | pf | fo | ast | to | blk | stl | pts | avg |
| 2019-20 | 17-0 | 122/7.2 | 9-28 | .321 | 2-9 | .222 | 8-12 | .667 | 4 | 10 | 14 | 0.8 | 16 | 0 | 9 | 9 | 0 | 3 | 28 | 1.6 |
| TOTAL | 17-0 | 122/7.2 | 9-28 | .321 | 2-9 | .222 | 8-12 | .667 | 4 | 10 | 14 | 0.8 | 16 | 0 | 9 | 9 | 0 | 3 | 28 | 1.6 |



Annie HUGHES

#3

Freshman • Guard • 5-9

Dutton, Ala.

Pisgah HS

- Scored 10 points and led Auburn with 4 assists & 3 steals in collegiate debut vs. Wofford (11/6)
- Was the third true freshman to start her first game under Williams-Flournoy (Unique Thompson in 2017, Katie Frerking in 2013)
- 2019 Alabama Miss Basketball, first to attend Auburn since Whitney Boddie in 2005
- Led Pisgah HS to 65-2 record and back-to-back 3A state titles in 2018 and 2019
- Averaged 21.4 points, 7.0 rebounds, 4.2 assists and 3.5 steals as a high school senior
- All-state first team in 2018 and 2019
- Also helped Pisgah HS to 2019 state softball championship

SEASON/CAREER HIGHS

| | | |
|---------------------|-----------------------|----------|
| Points | 12 vs. Old Dominion | 11/14/19 |
| Rebounds | 7 vs. Bethune-Cookman | 12/15/19 |
| Assists | 4 vs. Wofford | 11/6/19 |
| Blocks | | |
| Steals | 3 vs. Wofford | 11/6/19 |
| Field Goals | 5 vs. Old Dominion | 11/14/19 |
| Field Goal Attempts | 7 vs. Old Dominion | 11/14/19 |
| 3-Point Field Goals | 1 9x; last at Alabama | 2/9/20 |
| 3-Point FG Attempts | 4 vs. Alabama | 1/12/20 |
| Free Throws | 2 vs. Middle Tenn. | 11/29/19 |
| Free Throw Attempts | 4 vs. Middle Tenn. | 11/29/19 |

| Opponent | Start | Min. | FG-A | 3PT-A | FT-A | O-D-T | PF | Ast. | TO | Blk. | St. | Pts. |
|----------------------|-------|------|------|-------|------|-------|----|------|----|------|-----|------|
| WOFFORD | * | 30 | 4-5 | 1-1 | 1-1 | 2-0-2 | 3 | 4 | 0 | 0 | 3 | 10 |
| OLD DOMINION | * | 35 | 5-7 | 1-1 | 1-2 | 3-1-4 | 1 | 1 | 0 | 0 | 2 | 12 |
| at UAB | * | 29 | 1-4 | 0-1 | 0-0 | 0-1-1 | 3 | 3 | 0 | 0 | 1 | 2 |
| ST. JOSEPH'S | | 18 | 2-4 | 1-2 | 0-0 | 1-3-4 | 1 | 0 | 0 | 0 | 0 | 5 |
| vs Middle Tennessee | | 20 | 0-4 | 0-2 | 2-4 | 0-3-3 | 2 | 0 | 1 | 0 | 0 | 2 |
| vs. Dayton | | 18 | 1-3 | 0-2 | 0-0 | 0-0-0 | 2 | 0 | 0 | 0 | 0 | 2 |
| vs. Drake | | 11 | 2-3 | 1-1 | 0-0 | 0-0-0 | 0 | 0 | 3 | 0 | 0 | 5 |
| at South Alabama | | 16 | 2-3 | 0-0 | 0-0 | 1-0-1 | 0 | 0 | 0 | 0 | 1 | 4 |
| at TCU | | 22 | 0-4 | 0-2 | 0-0 | 2-0-2 | 1 | 2 | 1 | 0 | 0 | 0 |
| BETHUNE-COOKMAN | * | 31 | 2-5 | 1-3 | 0-0 | 4-3-7 | 2 | 2 | 2 | 0 | 0 | 5 |
| JACKSONVILLE ST. | | 13 | 0-0 | 0-0 | 0-0 | 1-0-1 | 2 | 1 | 2 | 0 | 0 | 0 |
| at Vanderbilt | | 14 | 0-3 | 0-1 | 1-2 | 2-0-2 | 2 | 0 | 0 | 0 | 1 | 1 |
| ARKANSAS | * | 19 | 1-6 | 0-1 | 0-0 | 1-1-2 | 1 | 0 | 1 | 0 | 0 | 2 |
| FLORIDA | * | 18 | 1-3 | 1-3 | 0-0 | 0-0-0 | 1 | 0 | 0 | 0 | 0 | 3 |
| ALABAMA | * | 20 | 2-5 | 1-4 | 0-0 | 1-2-3 | 0 | 0 | 1 | 0 | 1 | 5 |
| at Georgia | | 6 | 0-0 | 0-0 | 0-0 | 0-0-0 | 3 | 0 | 1 | 0 | 1 | 0 |
| OLE MISS | | 6 | 0-2 | 0-2 | 0-0 | 0-1-1 | 0 | 0 | 1 | 0 | 0 | 0 |
| at Kentucky | | 12 | 1-1 | 0-0 | 0-0 | 0-0-0 | 0 | 1 | 1 | 0 | 1 | 2 |
| at Mississippi State | | 9 | 1-1 | 0-0 | 0-0 | 0-0-0 | 0 | 0 | 1 | 0 | 0 | 2 |
| VANDERBILT | | 7 | 1-3 | 1-2 | 0-0 | 0-0-0 | 0 | 0 | 1 | 0 | 0 | 3 |
| at Alabama | | 6 | 1-3 | 1-1 | 0-0 | 0-0-0 | 0 | 0 | 0 | 0 | 0 | 3 |
| at South Carolina | | | | | | | | | | | | |
| LSU | | | | | | | | | | | | |
| MISSISSIPPI STATE | | | | | | | | | | | | |
| at Texas A&M | | | | | | | | | | | | |
| at Missouri | | | | | | | | | | | | |
| TENNESSEE | | | | | | | | | | | | |

HUGHES' CAREER STATISTICS

| Season | gp-gs | min/avg | Total | | 3-Point | | F-Throws | | | Rebounds | | | | Scoring | | | | | | |
|---------|-------|----------|--------|------|---------|------|----------|------|-----|----------|-----|-----|----|---------|-----|----|-----|-----|-----|-----|
| | | | fg-fga | pct | fg-fga | pct | ft-fga | pct | off | def | tot | avg | pf | fo | ast | to | blk | stl | pts | avg |
| 2019-20 | 21-7 | 363/17.3 | 27-69 | .391 | 9-29 | .310 | 5-9 | .556 | 18 | 15 | 33 | 1.6 | 24 | 0 | 14 | 16 | 0 | 11 | 68 | 3.2 |
| TOTAL | 21-7 | 363/17.3 | 27-69 | .391 | 9-29 | .310 | 5-9 | .556 | 18 | 15 | 33 | 1.6 | 24 | 0 | 14 | 16 | 0 | 11 | 68 | 3.2 |



Brooke MOORE

#5

Sophomore • Guard • 5-7

Atlanta, Ga.

Henry County HS

- Season-high 20 points on 7-12 FT (4-6 3FG) at South Alabama (12/4)
- Scored 15 points while playing career-high 35 minutes in first career start vs. Wofford (11/6); matched 15-point effort vs. ODU (11/14)
- Started career 21-for-21 at the free-throw line; is 31-40 this season
- Played in 25 games as a freshman; averaged 5.2 points in 12.0 minutes/game
- Led Auburn with career-high 23 points, hit five 3-pointers in win over Alabama State (12/29); also made half-court shot at halftime; named SEC Freshman of the Week
- Scored 14 points and hit 4 3-pointers in win at Elon (12/22); helped set single-game 3-point record for 2nd time in less than a month
- Georgia Class AAAA Player of the Year as a senior; 3-time AJC Player of the Year

SEASON HIGHS

| | | | |
|---------------------|----|------------------------|----------|
| Points | 20 | at South Alabama | 12/4/19 |
| Rebounds | 4 | 2x; last vs. Ole Miss | 1/23/20 |
| Assists | 3 | at South Alabama | 12/4/19 |
| Blocks | 1 | vs. Wofford | 11/6/19 |
| Steals | 4 | vs. Dayton | 11/30/19 |
| Field Goals | 8 | vs. Arkansas | 1/5/20 |
| Field Goal Attempts | 17 | vs. Dayton | 11/30/19 |
| 3-Point Field Goals | 4 | at South Alabama | 12/4/19 |
| 3-Point FG Attempts | 10 | vs. Middle Tenn. | 11/29/19 |
| Free Throws | 7 | 2x; last at Vanderbilt | 1/2/20 |
| Free Throw Attempts | 10 | at Vanderbilt | 1/2/20 |

| Opponent | Start | Min. | FG-A | 3PT-A | FT-A | O-D-T | PF | Ast. | TO | Blk. | St. | Pts. |
|----------------------|-------|------|------|-------|------|-----------------|----|------|----|------|-----|------|
| WOFFORD | * | 35 | 6-16 | 1-7 | 2-2 | 1-1-2 | 1 | 1 | 1 | 1 | 2 | 15 |
| OLD DOMINION | * | 24 | 3-9 | 2-6 | 7-7 | 1-0-1 | 0 | 2 | 2 | 0 | 2 | 15 |
| at UAB | * | 23 | 3-8 | 0-4 | 2-2 | 0-1-1 | 2 | 1 | 1 | 0 | 1 | 8 |
| ST. JOSEPH'S | * | 19 | 0-8 | 0-4 | 1-4 | 2-2-4 | 2 | 2 | 1 | 0 | 0 | 1 |
| vs Middle Tennessee | * | 30 | 4-11 | 3-10 | 0-0 | 0-2-2 | 2 | 1 | 5 | 0 | 0 | 11 |
| vs. Dayton | * | 39 | 7-17 | 3-8 | 1-2 | 0-0-0 | 3 | 0 | 4 | 0 | 4 | 18 |
| vs. Drake | * | 25 | 2-10 | 1-4 | 0-0 | 3-0-3 | 2 | 2 | 5 | 0 | 1 | 5 |
| at South Alabama | * | 30 | 7-12 | 4-6 | 2-2 | 0-1-1 | 2 | 3 | 2 | 0 | 1 | 20 |
| at TCU | * | 27 | 3-12 | 1-6 | 1-1 | 2-0-2 | 4 | 0 | 2 | 0 | 0 | 8 |
| BETHUNE-COOKMAN | | | | | | --DNP-Illness-- | | | | | | |
| JACKSONVILLE ST. | * | 26 | 2-8 | 1-5 | 6-6 | 1-1-2 | 2 | 2 | 2 | 0 | 3 | 11 |
| at Vanderbilt | * | 29 | 5-14 | 0-5 | 7-10 | 0-0-0 | 0 | 0 | 6 | 0 | 0 | 17 |
| ARKANSAS | * | 26 | 8-15 | 3-8 | 0-2 | 0-0-0 | 2 | 0 | 2 | 0 | 1 | 19 |
| FLORIDA | * | 32 | 6-12 | 2-6 | 0-0 | 0-1-1 | 0 | 1 | 3 | 0 | 1 | 14 |
| ALABAMA | * | 23 | 0-8 | 0-3 | 0-0 | 0-1-1 | 0 | 0 | 1 | 0 | 1 | 0 |
| at Georgia | * | 28 | 0-8 | 0-2 | 2-2 | 1-2-3 | 1 | 1 | 2 | 0 | 1 | 2 |
| OLE MISS | * | 23 | 4-12 | 2-4 | 0-0 | 3-1-4 | 0 | 1 | 0 | 0 | 2 | 10 |
| at Kentucky | * | 22 | 1-7 | 1-4 | 0-0 | 0-2-2 | 0 | 0 | 2 | 0 | 0 | 3 |
| at Mississippi State | | | | | | --DNP-Injured-- | | | | | | |
| VANDERBILT | | | | | | --DNP-Injured-- | | | | | | |
| at Alabama | | | | | | --DNP-Injured-- | | | | | | |
| at South Carolina | | | | | | | | | | | | |
| LSU | | | | | | | | | | | | |
| MISSISSIPPI STATE | | | | | | | | | | | | |
| at Texas A&M | | | | | | | | | | | | |
| at Missouri | | | | | | | | | | | | |
| TENNESSEE | | | | | | | | | | | | |

CAREER HIGHS

| | | | |
|---------------------|----|---------------------------|----------|
| Points | 23 | vs. Alabama State | 12/29/18 |
| Rebounds | 4 | 3x; last vs. Ole Miss | 1/23/20 |
| Assists | 3 | 3x; last at South Alabama | 12/4/19 |
| Blocks | 1 | vs. Mississippi State | 1/14/19 |
| Steals | 4 | vs. Dayton | 11/30/19 |
| Field Goals | 8 | vs. Arkansas | 1/5/20 |
| Field Goal Attempts | 17 | vs. Dayton | 11/30/19 |
| 3-Point Field Goals | 5 | vs. Alabama State | 12/29/18 |
| 3-Point FG Attempts | 13 | vs. Alabama State | 12/29/18 |
| Free Throws | 7 | 2x; last at Vanderbilt | 1/2/20 |
| Free Throw Attempts | 10 | at Vanderbilt | 1/2/20 |

MOORE'S CAREER STATISTICS

| Season | gp-gs | min/avg | Total | | 3-Point | | F-Throws | | | Rebounds | | | | Scoring | | | | | | |
|---------|-------|----------|---------|------|---------|------|----------|-------|-----|----------|-----|-----|----|---------|-----|----|-----|-----|-----|------|
| | | | fg-fga | pct | fg-fga | pct | ft-fta | pct | off | def | tot | avg | pf | fo | ast | to | blk | stl | pts | avg |
| 2018-19 | 25-0 | 299/12.0 | 45-147 | .306 | 31-105 | .295 | 10-10 | 1.000 | 7 | 19 | 26 | 1.0 | 15 | 0 | 10 | 19 | 1 | 11 | 131 | 5.2 |
| 2019-20 | 17-17 | 464/27.3 | 61-187 | .326 | 24-92 | .261 | 31-40 | .775 | 14 | 15 | 29 | 1.7 | 23 | 0 | 17 | 42 | 1 | 20 | 177 | 10.4 |
| TOTAL | 42-17 | 763/18.2 | 106-334 | .317 | 55-197 | .279 | 41-50 | .820 | 21 | 34 | 55 | 1.3 | 38 | 0 | 27 | 61 | 2 | 31 | 308 | 7.3 |



Kiyae' WHITE

#10

Redshirt Sophomore • Forward • 6-2

Macungie, Pa.

Emmaus HS

- Career-high 12 points, including 6-8 on FTs, in win over St. Joseph's (11/24)
- Made first career start vs. Wofford (11/6); pulled down career-high 11 rebounds in just 17 minutes
- Played in 29 games as a redshirt freshman; averaging 6.9 minutes/game
- Made first collegiate appearance vs. Grambling (11/6/18); had 3 points, 4 rebounds in 12 minutes of action
- Redshirted 2017-18 season due to injury
- Ranked as No. 20 forward nationally out of high school
- Three brothers all played football at West Virginia; brother, Kevin White, plays for Chicago Bears

SEASON HIGHS

| | | | |
|---------------------|----|-------------------------------|----------|
| Points | 12 | vs. St. Joseph's | 11/24/19 |
| Rebounds | 11 | vs. Wofford | 11/6/19 |
| Assists | 4 | vs. Wofford | 11/6/19 |
| Blocks | 1 | 8x; last at Mississippi State | 1/30/20 |
| Steals | 3 | at TCU | 12/7/19 |
| Field Goals | 3 | vs. St. Joseph's | 11/24/19 |
| Field Goal Attempts | 7 | vs. Middle Tenn. | 11/29/19 |
| 3-Point Field Goals | 0 | | |
| 3-Point FG Attempts | 0 | | |
| Free Throws | 6 | vs. St. Joseph's | 11/24/19 |
| Free Throw Attempts | 8 | vs. St. Joseph's | 11/24/19 |

| Opponent | Start | Min. | FG-A | 3PT-A | FT-A | 0-D-T | PF | Ast. | TO | Blk. | St. | Pts. |
|----------------------|-------|------|------|-------|------|--------|----|------|----|------|-----|------|
| WOFFORD | * | 17 | 1-4 | 0-0 | 0-2 | 2-9-11 | 1 | 4 | 2 | 0 | 1 | 2 |
| OLD DOMINION | * | 20 | 2-4 | 0-0 | 1-3 | 1-3-4 | 3 | 0 | 0 | 0 | 0 | 5 |
| at UAB | | 10 | 1-1 | 0-0 | 1-2 | 3-1-4 | 2 | 0 | 3 | 1 | 0 | 3 |
| ST. JOSEPH'S | * | 26 | 3-4 | 0-0 | 6-8 | 0-3-3 | 2 | 1 | 0 | 1 | 1 | 12 |
| vs Middle Tennessee | * | 23 | 2-7 | 0-0 | 1-2 | 1-1-2 | 2 | 0 | 1 | 0 | 0 | 5 |
| vs. Dayton | * | 19 | 0-3 | 0-0 | 1-2 | 2-5-7 | 2 | 0 | 0 | 1 | 1 | 1 |
| vs. Drake | * | 16 | 2-2 | 0-0 | 2-2 | 1-2-3 | 3 | 0 | 1 | 0 | 0 | 6 |
| at South Alabama | * | 19 | 1-3 | 0-0 | 1-2 | 3-5-8 | 2 | 1 | 1 | 1 | 1 | 3 |
| at TCU | * | 12 | 1-3 | 0-0 | 0-2 | 1-3-4 | 4 | 0 | 0 | 0 | 3 | 2 |
| BETHUNE-COOKMAN | * | 14 | 1-1 | 0-0 | 2-2 | 1-5-6 | 3 | 0 | 4 | 1 | 0 | 4 |
| JACKSONVILLE ST. | * | 19 | 1-2 | 0-0 | 1-2 | 2-6-8 | 1 | 1 | 1 | 0 | 2 | 3 |
| at Vanderbilt | * | 22 | 1-2 | 0-0 | 0-1 | 3-1-4 | 4 | 1 | 3 | 1 | 2 | 2 |
| ARKANSAS | | 18 | 1-3 | 0-0 | 2-4 | 3-3-6 | 1 | 0 | 2 | 0 | 0 | 4 |
| FLORIDA | | 18 | 2-3 | 0-0 | 4-6 | 1-6-7 | 1 | 0 | 0 | 0 | 0 | 8 |
| ALABAMA | | 17 | 2-2 | 0-0 | 1-2 | 1-1-2 | 2 | 1 | 1 | 0 | 0 | 5 |
| at Georgia | | 15 | 2-3 | 0-0 | 0-0 | 0-1-1 | 1 | 0 | 2 | 0 | 1 | 4 |
| OLE MISS | | 25 | 2-3 | 0-0 | 1-2 | 3-6-9 | 2 | 0 | 0 | 0 | 1 | 5 |
| at Kentucky | | 17 | 0-0 | 0-0 | 1-4 | 1-5-6 | 2 | 1 | 2 | 1 | 1 | 1 |
| at Mississippi State | | 22 | 1-1 | 0-0 | 1-2 | 1-4-5 | 4 | 0 | 2 | 1 | 1 | 3 |
| VANDERBILT | | 12 | 0-0 | 0-0 | 0-0 | 0-1-1 | 1 | 0 | 1 | 0 | 0 | 0 |
| at Alabama | | 12 | 0-0 | 0-0 | 0-0 | 0-2-2 | 2 | 0 | 0 | 0 | 0 | 0 |
| at South Carolina | | | | | | | | | | | | |
| LSU | | | | | | | | | | | | |
| MISSISSIPPI STATE | | | | | | | | | | | | |
| at Texas A&M | | | | | | | | | | | | |
| at Missouri | | | | | | | | | | | | |
| TENNESSEE | | | | | | | | | | | | |

CAREER HIGHS

| | | | |
|---------------------|----|-------------------------------|----------|
| Points | 12 | vs. St. Joseph's | 11/24/19 |
| Rebounds | 11 | vs. Wofford | 11/6/19 |
| Assists | 4 | vs. Wofford | 11/6/19 |
| Blocks | 1 | 8x; last at Mississippi State | 1/30/20 |
| Steals | 3 | at TCU | 12/7/19 |
| Field Goals | 3 | vs. St. Joseph's | 11/24/19 |
| Field Goal Attempts | 7 | vs. Middle Tenn. | 11/29/19 |
| 3-Point Field Goals | 0 | | |
| 3-Point FG Attempts | 0 | | |
| Free Throws | 6 | vs. St. Joseph's | 11/24/19 |
| Free Throw Attempts | 8 | vs. St. Joseph's | 11/24/19 |

WHITE'S CAREER STATISTICS

| Season | gp-gs | min/avg | Total | | 3-Point | | F-Throws | | Rebounds | | | | Scoring | | | | | | | |
|---------|-------|----------|--------|------|---------|------|----------|------|----------|-----|-----|-----|---------|----|-----|----|-----|-----|-----|-----|
| | | | fg-fga | pct | fg-fga | pct | ft-fga | pct | off | def | tot | avg | pf | fo | ast | to | blk | stl | pts | avg |
| 2018-19 | 29-0 | 199/6.9 | 15-39 | .385 | 0-0 | .000 | 8-14 | .571 | 23 | 28 | 51 | 1.8 | 27 | 0 | 9 | 10 | 1 | 2 | 38 | 1.3 |
| 2019-20 | 21-11 | 373/17.8 | 26-51 | .510 | 0-0 | .000 | 26-50 | .520 | 30 | 73 | 103 | 4.9 | 45 | 0 | 11 | 25 | 9 | 15 | 78 | 3.7 |
| TOTAL | 50-11 | 572/11.4 | 41-90 | .456 | 0-0 | .000 | 34-64 | .531 | 53 | 101 | 154 | 3.1 | 72 | 0 | 20 | 35 | 10 | 17 | 116 | 2.3 |



Lauren HANSEN

#13

Freshman • Guard • 5-8

Setauket, N.Y.

Ward Melville HS

- Career-high 24 points, 7-14 3FG vs. Drake (12/1); most 3-pointers by Auburn player since 1/1/2017 (Brandy Montgomery vs. Florida)
- Had SEC-best 18 points on 6-12 shooting and 5-5 FT in win over Vanderbilt (2/2)
- Scored 18 points in second collegiate start vs. St. Joseph's; was 4-6 on 3FG and led team with 4 steals
- Made collegiate debut vs. Old Dominion (11/14); scored 7 points and added one assist and one steal
- Missed season's first game vs. Wofford with injury
- Ranked as No. 71 prospect nationally and No. 20 guard by ESPN
- USA Today First-Team All-State in New York as a senior
- All-conference and all-state selection at Ward Melville HS


SEASON/CAREER HIGHS

| | | |
|---------------------|------------------------|----------|
| Points | 24 vs. Drake | 12/1/19 |
| Rebounds | 6 vs. Dayton | 11/30/19 |
| Assists | 4 3x; last vs. Alabama | 1/12/20 |
| Blocks | | |
| Steals | 4 vs. St. Joseph's | 11/24/19 |
| Field Goals | 8 vs. Drake | 12/1/19 |
| Field Goal Attempts | 15 vs. Drake | 12/1/19 |
| 3-Point Field Goals | 7 vs. Drake | 12/1/19 |
| 3-Point FG Attempts | 14 vs. Drake | 12/1/19 |
| Free Throws | 5 vs. Vanderbilt | 2/2/20 |
| Free Throw Attempts | 5 vs. Vanderbilt | 2/2/20 |

| Opponent | Start | Min. | FG-A | 3PT-A | FT-A | O-D-T | PF | Ast. | TO | Blk. | St. | Pts. |
|----------------------|-------|------|------|-------|------|-----------------|----|------|----|------|-----|------|
| WOFFORD | | | | | | --DNP-Injured-- | | | | | | |
| OLD DOMINION | | 21 | 3-7 | 1-3 | 0-0 | 0-0-0 | 5 | 1 | 4 | 0 | 1 | 7 |
| at UAB | * | 22 | 1-7 | 0-2 | 1-2 | 1-0-1 | 3 | 1 | 5 | 0 | 1 | 3 |
| ST. JOSEPH'S | * | 35 | 6-10 | 4-6 | 2-2 | 0-1-1 | 2 | 2 | 3 | 0 | 4 | 18 |
| vs Middle Tennessee | * | 12 | 0-0 | 0-0 | 0-0 | 0-0-0 | 5 | 0 | 5 | 0 | 1 | 0 |
| vs. Dayton | * | 28 | 2-11 | 2-7 | 2-2 | 2-4-6 | 3 | 1 | 2 | 0 | 1 | 8 |
| vs. Drake | * | 32 | 8-15 | 7-14 | 1-2 | 0-3-3 | 2 | 4 | 2 | 0 | 1 | 24 |
| at South Alabama | * | 26 | 4-12 | 2-7 | 0-0 | 0-1-1 | 1 | 4 | 1 | 0 | 0 | 10 |
| at TCU | * | 29 | 2-11 | 2-8 | 2-2 | 0-2-2 | 3 | 1 | 4 | 0 | 1 | 8 |
| BETHUNE-COOKMAN | * | 23 | 4-11 | 2-6 | 0-0 | 0-0-0 | 5 | 3 | 5 | 0 | 0 | 10 |
| JACKSONVILLE ST. | * | 26 | 2-9 | 2-7 | 0-0 | 0-2-2 | 1 | 2 | 3 | 0 | 1 | 6 |
| at Vanderbilt | * | 17 | 0-5 | 0-5 | 2-2 | 0-0-0 | 2 | 1 | 4 | 0 | 0 | 2 |
| ARKANSAS | | 20 | 3-8 | 1-4 | 0-0 | 0-0-0 | 1 | 2 | 3 | 0 | 0 | 7 |
| FLORIDA | * | 24 | 3-8 | 1-5 | 0-0 | 1-1-2 | 2 | 2 | 5 | 0 | 1 | 7 |
| ALABAMA | * | 28 | 1-7 | 1-4 | 0-0 | 0-2-2 | 3 | 4 | 4 | 0 | 0 | 3 |
| at Georgia | | 14 | 0-2 | 0-1 | 0-0 | 0-3-3 | 0 | 0 | 2 | 0 | 1 | 0 |
| OLE MISS | | 17 | 3-8 | 1-5 | 0-0 | 0-1-1 | 2 | 1 | 3 | 0 | 3 | 7 |
| at Kentucky | | 18 | 1-4 | 0-2 | 0-0 | 0-1-1 | 2 | 0 | 1 | 0 | 0 | 2 |
| at Mississippi State | * | 19 | 1-2 | 1-1 | 0-0 | 0-1-1 | 2 | 2 | 2 | 0 | 1 | 3 |
| VANDERBILT | * | 29 | 6-12 | 1-4 | 5-5 | 0-1-1 | 1 | 2 | 3 | 0 | 2 | 18 |
| at Alabama | * | 28 | 3-6 | 1-3 | 2-3 | 0-1-1 | 0 | 1 | 0 | 0 | 0 | 9 |
| at South Carolina | | | | | | | | | | | | |
| LSU | | | | | | | | | | | | |
| MISSISSIPPI STATE | | | | | | | | | | | | |
| at Texas A&M | | | | | | | | | | | | |
| at Missouri | | | | | | | | | | | | |
| TENNESSEE | | | | | | | | | | | | |

HANSEN'S CAREER STATISTICS

| Season | gp-gs | min/avg | Total | | 3-Point | | F-Throws | | Rebounds | | | | Scoring | | | | | | | |
|---------|-------|----------|--------|------|---------|------|----------|------|----------|-----|-----|-----|---------|----|-----|----|-----|-----|-----|-----|
| | | | fg-fga | pct | fg-fga | pct | ft-fta | pct | off | def | tot | avg | pf | fo | ast | to | blk | stl | pts | avg |
| 2019-20 | 20-15 | 467/23.4 | 53-155 | .342 | 29-94 | .309 | 17-20 | .850 | 4 | 24 | 28 | 1.4 | 45 | 3 | 34 | 61 | 0 | 19 | 152 | 7.6 |
| TOTAL | 20-15 | 467/23.4 | 53-155 | .342 | 29-94 | .309 | 17-20 | .850 | 4 | 24 | 28 | 1.4 | 45 | 3 | 34 | 61 | 0 | 19 | 152 | 7.6 |



Unique THOMPSON

#20

Junior • Forward • 6-3

Theodore, Ala.

****2018 SEC All-Freshman Team****

Faith Academy

• Named to 2019-20 Preseason All-SEC Second Team (media & coaches)

• Two-time SEC Player of the Week (11/25; 12/30)

• Leads NCAA with 19 double-doubles this season; has 39 career double-doubles, 2nd in Auburn history

• Second in NCAA in offensive rebounds per game (5.3); third in total rebounds (12.2)

• Leads the SEC in rebounding (12.2/game); fourth in SEC in scoring (17.0 ppg) (as of 1/30)

• Scored 1,000th career point at Kentucky (1/27); had 27 points, 15 rebounds in that game

• Had a streak of 13 consecutive double-doubles from March 23 (vs. BYU, NCAA Tournament) to Jan. 2 (at Vanderbilt), 2nd-longest in Auburn history

• Scored career-high 31 points at TCU along with 15 rebounds; first 30-15 game for Auburn since 2008 (DeWanna Bonner, 30/16 vs. Geo. Washington)

• Averaged a double-double in 2018-19 with 12.2 points, 10.3 rebounds; 5th player in Auburn history to do so, first since DeWanna Bonner in 2008

SEASON HIGHS

| | | | |
|---------------------|----|----------------------------|----------|
| Points | 31 | at TCU | 12/7/19 |
| Rebounds | 19 | at UAB | 11/21/19 |
| Assists | 6 | vs. Arkansas | 1/5/20 |
| Blocks | 2 | at UAB | 11/21/19 |
| Steals | 4 | 2x; last vs. Beth.-Cookman | 12/15/19 |
| Field Goals | 12 | at TCU | 12/7/19 |
| Field Goal Attempts | 21 | vs. Alabama | 1/12/20 |
| 3-Point Field Goals | | | |
| 3-Point FG Attempts | | | |
| Free Throws | 10 | vs. Dayton | 11/30/19 |
| Free Throw Attempts | 12 | vs. Dayton | 11/30/19 |

CAREER HIGHS

| | | | |
|---------------------|----|----------------------------|----------|
| Points | 31 | at TCU | 12/7/19 |
| Rebounds | 19 | 3x; last at UAB | 11/21/19 |
| Assists | 6 | vs. Arkansas | 1/5/20 |
| Blocks | 6 | vs. Louisiana Tech | 11/19/17 |
| Steals | 4 | 5x; last vs. Beth.-Cookman | 12/15/19 |
| Field Goals | 12 | at TCU | 12/7/19 |
| Field Goal Attempts | 21 | vs. Alabama | 1/12/20 |
| 3-Point Field Goals | | | |
| 3-Point FG Attempts | | | |
| Free Throws | 10 | at Ole Miss | 1/31/19 |
| Free Throw Attempts | 12 | at Ole Miss | 1/31/19 |

| Opponent | Start | Min. | FG-A | 3PT-A | FT-A | O-D-T | PF | Ast. | TO | Blk. | St. | Pts. |
|----------------------|-------|------|-------|-------|-------|---------|----|------|----|------|-----|------|
| WOFFORD | * | 31 | 9-13 | 0-0 | 7-9 | 6-7-13 | 3 | 1 | 3 | 0 | 2 | 25 |
| OLD DOMINION | * | 30 | 5-6 | 0-0 | 3-8 | 7-3-10 | 2 | 2 | 2 | 0 | 0 | 13 |
| at UAB | * | 32 | 9-12 | 0-0 | 6-8 | 10-9-19 | 2 | 1 | 2 | 2 | 2 | 24 |
| ST. JOSEPH'S | * | 34 | 5-10 | 0-0 | 7-10 | 7-5-12 | 2 | 5 | 4 | 0 | 1 | 17 |
| vs Middle Tennessee | * | 28 | 6-9 | 0-0 | 3-4 | 6-4-10 | 2 | 0 | 4 | 0 | 0 | 15 |
| vs. Dayton | * | 37 | 5-9 | 0-0 | 10-15 | 3-8-11 | 3 | 1 | 5 | 1 | 2 | 20 |
| vs. Drake | * | 32 | 5-9 | 0-0 | 2-3 | 2-9-11 | 2 | 1 | 4 | 0 | 4 | 12 |
| at South Alabama | * | 32 | 7-7 | 0-0 | 1-4 | 3-7-10 | 1 | 1 | 2 | 1 | 0 | 15 |
| at TCU | * | 34 | 12-18 | 0-0 | 7-8 | 7-8-15 | 1 | 1 | 4 | 1 | 2 | 31 |
| BETHUNE-COOKMAN | * | 31 | 7-10 | 0-0 | 2-3 | 5-8-13 | 4 | 2 | 1 | 0 | 4 | 16 |
| JACKSONVILLE ST. | * | 30 | 7-13 | 0-0 | 6-8 | 6-4-10 | 2 | 1 | 5 | 1 | 3 | 20 |
| at Vanderbilt | * | 30 | 5-10 | 0-0 | 4-4 | 1-9-10 | 3 | 2 | 1 | 0 | 3 | 14 |
| ARKANSAS | * | 30 | 2-4 | 0-0 | 2-3 | 4-9-13 | 3 | 6 | 5 | 1 | 2 | 6 |
| FLORIDA | * | 28 | 4-8 | 0-0 | 2-2 | 7-3-10 | 3 | 2 | 2 | 0 | 1 | 10 |
| ALABAMA | * | 31 | 8-21 | 0-0 | 0-1 | 5-9-14 | 2 | 0 | 2 | 0 | 1 | 16 |
| at Georgia | * | 38 | 2-9 | 0-0 | 9-13 | 4-7-11 | 1 | 2 | 1 | 0 | 1 | 13 |
| OLE MISS | * | 27 | 3-10 | 0-0 | 4-4 | 5-8-13 | 1 | 1 | 2 | 0 | 0 | 10 |
| at Kentucky | * | 37 | 11-14 | 0-0 | 5-7 | 9-6-15 | 1 | 1 | 4 | 1 | 3 | 27 |
| at Mississippi State | * | 37 | 7-12 | 0-0 | 7-8 | 4-7-11 | 3 | 2 | 4 | 1 | 2 | 21 |
| VANDERBILT | * | 35 | 6-9 | 0-0 | 3-4 | 4-8-12 | 3 | 3 | 1 | 1 | 1 | 15 |
| at Alabama | * | 38 | 3-12 | 0-0 | 3-5 | 5-7-12 | 2 | 1 | 4 | 0 | 2 | 9 |
| at South Carolina | | | | | | | | | | | | |
| LSU | | | | | | | | | | | | |
| MISSISSIPPI STATE | | | | | | | | | | | | |
| at Texas A&M | | | | | | | | | | | | |
| at Missouri | | | | | | | | | | | | |
| TENNESSEE | | | | | | | | | | | | |

THOMPSON'S CAREER STATISTICS

| Season | gp-gs | min/avg | Total | | 3-Point | | F-Throws | | Rebounds | | | | Scoring | | | | | | | |
|---------|-------|-----------|---------|------|---------|------|----------|------|----------|-----|-----|------|---------|----|-----|-----|-----|-----|------|------|
| | | | fg-fga | pct | fg-fga | pct | ft-fga | pct | off | def | tot | avg | pf | fo | ast | to | blk | stl | pts | avg |
| 2017-18 | 27-27 | 811/30.0 | 131-271 | .483 | 0-0 | .000 | 49-87 | .563 | 112 | 115 | 227 | 8.4 | 63 | 0 | 28 | 66 | 21 | 32 | 311 | 11.5 |
| 2018-19 | 32-32 | 996/31.1 | 153-272 | .563 | 0-0 | .000 | 83-136 | .610 | 143 | 187 | 330 | 10.3 | 71 | 1 | 35 | 63 | 20 | 57 | 389 | 12.2 |
| 2019-20 | 21-21 | 679/32.3 | 128-225 | .569 | 0-0 | .000 | 93-131 | .710 | 110 | 145 | 255 | 12.1 | 46 | 0 | 36 | 63 | 10 | 36 | 349 | 16.6 |
| TOTAL | 80-80 | 2486/31.1 | 412-768 | .536 | 0-0 | .000 | 225-354 | .636 | 365 | 447 | 812 | 10.2 | 180 | 1 | 99 | 192 | 51 | 125 | 1049 | 13.1 |



Erin HOWARD

#24

Sophomore • Guard/Forward • 6-1

Madison, Wis.

Madison East HS

- Career-high 15 points on 6-12 FG (3-5 3FG) at Alabama (2/9)
- Had then-career best 14 points, 4 steals along with 6 rebounds in win at South Alabama; hit career-high 4 3-pointers (12/4)
- Game-tying tip-in at fourth quarter buzzer to force overtime vs. Dayton (11/30)
- Had 9 points, 7 rebounds, 3 assists in 29 minutes off the bench at UAB (11/21)
- Started 17 games, appeared in 29 as a freshman; averaged 3.5 points, 2.9 rebounds in 20.1 minutes/game
- Made first collegiate start vs. Tennessee (1/3); scored career-high 11 points in 33 minutes
- Hit record-setting 14th Auburn 3-pointer in win at Elon (12/22)
- First Auburn women's basketball player from state of Wisconsin

SEASON HIGHS

| | | | |
|---------------------|----|------------------------|---------|
| Points | 15 | at Alabama | 2/9/20 |
| Rebounds | 7 | 3x; last vs. Arkansas | 1/5/20 |
| Assists | 3 | 2x; last at Kentucky | 1/27/20 |
| Blocks | 2 | 3x; last vs. Alabama | 1/12/20 |
| Steals | 4 | 2x; last vs. Florida | 1/9/20 |
| Field Goals | 6 | at Alabama | 2/9/20 |
| Field Goal Attempts | 12 | at Alabama | 2/9/20 |
| 3-Point Field Goals | 4 | at South Alabama | 12/4/19 |
| 3-Point FG Attempts | 8 | 2x; last at Vanderbilt | 1/2/20 |
| Free Throws | 2 | 3x; last vs. Alabama | 1/12/20 |
| Free Throw Attempts | 2 | 6x; last at Alabama | 2/9/20 |

| Opponent | Start | Min. | FG-A | 3PT-A | FT-A | O-D-T | PF | Ast. | TO | Blk. | St. | Pts. |
|----------------------|-------|------|------|-------|------|-------|----|------|----|------|-----|------|
| WOFFORD | | 18 | 0-3 | 0-3 | 0-0 | 2-1-3 | 3 | 0 | 0 | 1 | 1 | 0 |
| OLD DOMINION | | 18 | 2-5 | 2-4 | 0-0 | 0-3-3 | 2 | 1 | 1 | 1 | 0 | 6 |
| at UAB | | 29 | 4-9 | 1-4 | 0-0 | 2-5-7 | 1 | 3 | 2 | 0 | 2 | 9 |
| ST. JOSEPH'S | | 18 | 0-2 | 0-1 | 0-0 | 1-2-3 | 0 | 0 | 0 | 0 | 0 | 0 |
| vs Middle Tennessee | | 28 | 3-11 | 1-8 | 0-0 | 0-6-6 | 1 | 2 | 0 | 1 | 3 | 7 |
| vs. Dayton | | 34 | 2-3 | 0-1 | 1-2 | 2-4-6 | 1 | 0 | 0 | 0 | 1 | 5 |
| vs. Drake | | 30 | 1-4 | 0-1 | 0-1 | 1-4-5 | 1 | 0 | 2 | 2 | 1 | 2 |
| at South Alabama | | 26 | 5-10 | 4-7 | 0-0 | 1-5-6 | 1 | 2 | 1 | 1 | 4 | 14 |
| at TCU | | 33 | 3-8 | 0-4 | 1-2 | 1-3-4 | 2 | 2 | 3 | 2 | 3 | 7 |
| BETHUNE-COOKMAN | | 27 | 4-9 | 2-6 | 2-2 | 2-5-7 | 4 | 1 | 3 | 0 | 0 | 12 |
| JACKSONVILLE ST. | | 22 | 1-5 | 1-3 | 0-0 | 0-0-0 | 1 | 0 | 0 | 1 | 0 | 3 |
| at Vanderbilt | | 23 | 4-11 | 3-8 | 2-2 | 0-4-4 | 4 | 0 | 1 | 0 | 3 | 13 |
| ARKANSAS | * | 26 | 2-9 | 0-5 | 0-0 | 2-5-7 | 1 | 0 | 1 | 0 | 2 | 4 |
| FLORIDA | * | 32 | 3-6 | 3-6 | 0-0 | 0-0-0 | 2 | 1 | 1 | 0 | 4 | 9 |
| ALABAMA | * | 25 | 2-7 | 1-3 | 2-2 | 2-2-4 | 3 | 2 | 0 | 2 | 1 | 7 |
| at Georgia | * | 22 | 1-7 | 0-4 | 0-0 | 1-3-4 | 4 | 0 | 2 | 0 | 0 | 2 |
| OLE MISS | * | 29 | 1-6 | 0-4 | 1-2 | 1-4-5 | 2 | 1 | 3 | 0 | 2 | 3 |
| at Kentucky | * | 28 | 3-6 | 2-5 | 1-1 | 2-4-6 | 4 | 3 | 4 | 0 | 1 | 9 |
| at Mississippi State | * | 20 | 1-4 | 0-2 | 0-0 | 2-2-4 | 1 | 2 | 3 | 0 | 1 | 2 |
| VANDERBILT | * | 33 | 1-8 | 0-4 | 1-2 | 2-4-6 | 2 | 0 | 0 | 1 | 2 | 3 |
| at Alabama | * | 31 | 6-12 | 3-5 | 0-2 | 3-1-4 | 3 | 1 | 1 | 0 | 2 | 15 |
| at South Carolina | | | | | | | | | | | | |
| LSU | | | | | | | | | | | | |
| MISSISSIPPI STATE | | | | | | | | | | | | |
| at Texas A&M | | | | | | | | | | | | |
| at Missouri | | | | | | | | | | | | |
| TENNESSEE | | | | | | | | | | | | |

CAREER HIGHS

| | | | |
|---------------------|----|------------------------|----------|
| Points | 15 | at Alabama | 2/9/20 |
| Rebounds | 8 | at Arkansas | 2/10/19 |
| Assists | 5 | at Alabama | 1/10/19 |
| Blocks | 3 | at Arkansas | 2/10/19 |
| Steals | 4 | at South Alabama | 12/4/19 |
| Field Goals | 6 | at Alabama | 2/9/20 |
| Field Goal Attempts | 13 | vs. Alabama State | 12/29/18 |
| 3-Point Field Goals | 4 | at South Alabama | 12/4/19 |
| 3-Point FG Attempts | 9 | vs. Alabama State | 12/29/18 |
| Free Throws | 2 | 4x; last at Vanderbilt | 1/2/20 |
| Free Throw Attempts | 2 | 7x; last at Alabama | 2/9/20 |

HOWARD'S CAREER STATISTICS

| Season | gp-gs | min/avg | Total | | 3-Point | | F-Throws | | Rebounds | | | | Scoring | | | | | | | |
|---------|-------|-----------|--------|------|---------|------|----------|------|----------|-----|-----|-----|---------|----|-----|----|-----|-----|-----|-----|
| | | | fg-fga | pct | fg-fga | pct | ft-fga | pct | off | def | tot | avg | pf | fo | ast | to | blk | stl | pts | avg |
| 2018-19 | 31-17 | 624/20.1 | 42-128 | .328 | 20-79 | .253 | 5-6 | .833 | 26 | 64 | 90 | 2.9 | 55 | 0 | 36 | 25 | 17 | 27 | 109 | 3.5 |
| 2019-20 | 21-9 | 549/26.1 | 49-145 | .338 | 23-88 | .261 | 11-18 | .611 | 27 | 67 | 94 | 4.5 | 43 | 0 | 21 | 28 | 12 | 33 | 132 | 6.3 |
| TOTAL | 52-26 | 1173/22.6 | 91-273 | .333 | 43-167 | .257 | 16-24 | .667 | 53 | 131 | 184 | 3.5 | 98 | 0 | 57 | 53 | 29 | 60 | 241 | 4.6 |



Morgan ROBINSON-NWAGWU

#30

Freshman • Guard • 5-8

Norcross, Ga.

Norcross HS

- Matched season-high with 6 points; also had 3 assists, 3 rebounds, 2 steals vs. Florida (1/9)
- Season-high 6 points along with 3 assists vs. Bethune-Cookman (12/15)
- Recorded 2 rebounds, 2 assists in collegiate debut vs. Wofford (11/6)
- Ranked as No. 28 guard nationally by ESPN
- Named first-team all-state and first-team all-metro by Atlanta Journal-Constitution
- Region 7A Player of the Year and All-Gwinnett County first team
- Averaged 15.3 points, 7.1 rebounds, 4.6 assists, 4.1 steals and 1.1 blocks as high school junior

SEASON/CAREER HIGHS

| | | | |
|---------------------|----|----------------------------|----------|
| Points | 6 | 2x; last vs. Florida | 1/9/20 |
| Rebounds | 4 | 2x; last vs. Alabama | 1/12/20 |
| Assists | 4 | at TCU | 12/7/19 |
| Blocks | 1 | 2x; last vs. Beth.-Cookman | 12/15/19 |
| Steals | 3 | at Vanderbilt | 1/2/20 |
| Field Goals | 3 | vs. Bethune-Cookman | 12/15/19 |
| Field Goal Attempts | 12 | vs. Florida | 1/9/20 |
| 3-Point Field Goals | 1 | 2x; last vs. Arkansas | 1/5/20 |
| 3-Point FG Attempts | 5 | vs. Florida | 1/9/20 |
| Free Throws | 3 | at TCU | 12/7/19 |
| Free Throw Attempts | 4 | 3x; last at TCU | 12/7/19 |

| Opponent | Start | Min. | FG-A | 3PT-A | FT-A | O-D-T | PF | Ast. | TO | Blk. | St. | Pts. |
|----------------------|-------|------|------|-------|------|-------|----|------|----|------|-----|------|
| WOFFORD | | 13 | 0-4 | 0-0 | 0-0 | 0-2-2 | 1 | 2 | 3 | 0 | 1 | 0 |
| OLD DOMINION | | 7 | 0-4 | 0-0 | 0-0 | 2-2-4 | 0 | 0 | 2 | 0 | 0 | 0 |
| at UAB | | 6 | 1-1 | 0-0 | 0-0 | 0-0-0 | 1 | 1 | 2 | 1 | 0 | 2 |
| ST. JOSEPH'S | | 10 | 1-4 | 0-0 | 0-0 | 1-1-2 | 2 | 1 | 0 | 0 | 0 | 2 |
| vs Middle Tennessee | | 18 | 0-4 | 0-0 | 1-4 | 0-3-3 | 2 | 2 | 4 | 0 | 1 | 1 |
| vs. Dayton | | 13 | 0-1 | 0-0 | 0-0 | 0-0-0 | 3 | 1 | 0 | 0 | 1 | 0 |
| vs. Drake | | 17 | 1-2 | 0-0 | 0-0 | 1-0-1 | 2 | 3 | 0 | 0 | 1 | 2 |
| at South Alabama | | 19 | 0-2 | 0-0 | 2-4 | 0-1-1 | 3 | 2 | 4 | 0 | 0 | 2 |
| at TCU | | 18 | 0-0 | 0-0 | 3-4 | 0-3-3 | 5 | 4 | 4 | 0 | 0 | 3 |
| BETHUNE-COOKMAN | | 22 | 3-5 | 0-0 | 0-0 | 1-0-1 | 0 | 3 | 0 | 1 | 0 | 6 |
| JACKSONVILLE ST. | | 14 | 1-2 | 1-1 | 0-0 | 0-1-1 | 1 | 0 | 3 | 0 | 1 | 3 |
| at Vanderbilt | | 19 | 2-3 | 0-0 | 0-0 | 1-1-2 | 2 | 2 | 5 | 0 | 3 | 4 |
| ARKANSAS | | 13 | 1-2 | 1-1 | 0-0 | 1-0-1 | 1 | 3 | 1 | 0 | 0 | 3 |
| FLORIDA | | 18 | 2-12 | 0-5 | 2-3 | 2-1-3 | 3 | 3 | 3 | 0 | 2 | 6 |
| ALABAMA | | 16 | 0-7 | 0-3 | 0-0 | 1-3-4 | 0 | 2 | 0 | 0 | 1 | 0 |
| at Georgia | | 7 | 0-1 | 0-0 | 0-0 | 0-1-1 | 0 | 0 | 0 | 0 | 1 | 0 |
| OLE MISS | | 7 | 0-1 | 0-0 | 0-0 | 0-1-1 | 0 | 1 | 2 | 0 | 0 | 0 |
| at Kentucky | | 7 | 0-0 | 0-0 | 0-0 | 0-0-0 | 1 | 1 | 1 | 0 | 0 | 0 |
| at Mississippi State | | 4 | 0-1 | 0-0 | 0-0 | 0-0-0 | 1 | 0 | 1 | 0 | 0 | 0 |
| VANDERBILT | | 2 | 0-0 | 0-0 | 0-0 | 0-0-0 | 0 | 0 | 1 | 0 | 1 | 0 |
| at Alabama | | 2 | 0-0 | 0-0 | 0-0 | 0-0-0 | 1 | 0 | 0 | 0 | 0 | 0 |
| at South Carolina | | | | | | | | | | | | |
| LSU | | | | | | | | | | | | |
| MISSISSIPPI STATE | | | | | | | | | | | | |
| at Texas A&M | | | | | | | | | | | | |
| at Missouri | | | | | | | | | | | | |
| TENNESSEE | | | | | | | | | | | | |

ROBINSON-NWAGWU'S CAREER STATISTICS

| Season | gp-gs | min/avg | Total | | 3-Point | | F-Throws | | Rebounds | | | | | Scoring | | | | | | |
|---------|-------|----------|--------|------|---------|------|----------|------|----------|-----|-----|-----|----|---------|-----|----|-----|-----|-----|-----|
| | | | fg-fga | pct | fg-fga | pct | ft-fa | pct | off | def | tot | avg | pf | fo | ast | to | blk | stl | pts | avg |
| 2019-20 | 21-0 | 249/11.9 | 12-56 | .214 | 2-10 | .200 | 8-15 | .533 | 10 | 20 | 30 | 1.4 | 29 | 1 | 32 | 36 | 2 | 13 | 34 | 1.6 |
| TOTAL | 21-0 | 249/11.9 | 12-56 | .214 | 2-10 | .200 | 8-15 | .533 | 10 | 20 | 30 | 1.4 | 29 | 1 | 32 | 36 | 2 | 13 | 34 | 1.6 |



Natalie KELLY

#35

Sophomore • Forward • 6-3

Albany, La.

Albany HS

- Scored career-high 3 points vs. St. Joseph's (11/24); made only shot attempt
- Has made both shots attempted so far this season (11/24 vs. SJU; 12/28 vs. JSU)
- Appeared in 12 games as a freshman
- Made first collegiate field goal vs. Louisiana-Lafayette (11/25)
- Made first SEC appearance at Missouri (1/27)
- Ranked as No. 38 post player in nation out of high school, according to ESPN HoopGurlz
- Averaged 17.1 points, 12.1 rebounds, 3.3 steals as high school senior
- Set school record for single-season rebounds with 379 as a junior

SEASON HIGHS

| | | | |
|---------------------|---|-------------------------------|----------|
| Points | 3 | vs. St. Joseph's | 11/24/19 |
| Rebounds | 2 | at TCU | 12/7/19 |
| Assists | | | |
| Blocks | | | |
| Steals | 1 | 2x; last vs. Alabama | 1/12/20 |
| Field Goals | 1 | 2x; last vs. Jacksonville St. | 12/28/19 |
| Field Goal Attempts | 1 | 2x; last vs. Jacksonville St. | 12/28/19 |
| 3-Point Field Goals | | | |
| 3-Point FG Attempts | | | |
| Free Throws | 1 | vs. St. Joseph's | 11/24/19 |
| Free Throw Attempts | 2 | vs. St. Joseph's | 11/24/19 |

| Opponent | Start | Min. | FG-A | 3PT-A | FT-A | O-D-T | PF | Ast. | TO | Blk. | St. | Pts. |
|-------------------------------------|-------|------|------------|------------|------------|--------------------|--------|--------|--------|--------|--------|--------|
| WOFFORD | | 6 | 0-0 | 0-0 | 0-0 | 0-0-0 | 0 | 0 | 0 | 0 | 0 | 0 |
| OLD DOMINION at UAB | | | | | | --DNP-- --DNP-- | | | | | | |
| ST. JOSEPH'S vs Middle Tennessee | 3 | 4 | 1-1 0-0 | 0-0 0-0 | 1-2 0-0 | 0-0-0 0-0-0 | 0 2 | 0 0 | 0 0 | 0 0 | 0 0 | 3 0 |
| vs. Dayton | | | | | | --DNP-- | | | | | | |
| vs. Drake | 2 | | 0-0 | 0-0 | 0-0 | 0-0-0 | 1 | 0 | 0 | 0 | 0 | 0 |
| at South Alabama | 3 | | 0-0 | 0-0 | 0-0 | 0-1-1 | 1 | 0 | 0 | 0 | 0 | 0 |
| at TCU | 4 | | 0-0 | 0-0 | 0-0 | 0-2-2 | 0 | 0 | 0 | 0 | 0 | 0 |
| BETHUNE-COOKMAN | 3 | | 0-0 | 0-0 | 0-0 | 0-1-1 | 0 | 0 | 0 | 0 | 0 | 0 |
| JACKSONVILLE ST. at Vanderbilt | 1 | 1 | 1-1 0-0 | 0-0 0-0 | 0-0 0-0 | 1-0-1 0-0-0 | 0 0 | 0 0 | 0 0 | 0 0 | 0 0 | 2 0 |
| ARKANSAS | 2 | | 0-0 | 0-0 | 0-0 | 0-0-0 | 0 | 0 | 0 | 0 | 0 | 0 |
| FLORIDA | 1 | | 0-0 | 0-0 | 0-0 | 1-0-1 | 0 | 0 | 1 | 0 | 1 | 0 |
| ALABAMA at Georgia | 6 | | 0-0 | 0-0 | 0-0 | 0-0-0 --DNP-- | 1 | 0 | 1 | 0 | 1 | 0 |
| OLE MISS at Kentucky | | | | | | --DNP-- --DNP-- | | | | | | |
| at Mississippi State | 2 | | 0-0 | 0-0 | 0-0 | 0-0-0 | 0 | 0 | 0 | 0 | 0 | 0 |
| VANDERBILT at Alabama | | | | | | --DNP-- --DNP-- | | | | | | |
| at South Carolina | | | | | | | | | | | | |
| LSU | | | | | | | | | | | | |
| MISSISSIPPI STATE at Texas A&M | | | | | | | | | | | | |
| at Missouri | | | | | | | | | | | | |
| TENNESSEE | | | | | | | | | | | | |

SEASON/CAREER HIGHS

| | | | |
|---------------------|---|----------------------------|----------|
| Points | 3 | vs. St. Joseph's | 11/24/19 |
| Rebounds | 3 | 2x; last vs. Alabama State | 12/29/18 |
| Assists | | | |
| Blocks | 1 | 2x; last vs. Alabama State | 12/29/18 |
| Steals | 1 | 3x; last vs. Florida | 1/9/20 |
| Field Goals | 1 | 2x; last vs. St. Joseph's | 11/24/19 |
| Field Goal Attempts | 2 | vs. UL-Lafayette | 11/25/18 |
| 3-Point Field Goals | | | |
| 3-Point FG Attempts | | | |
| Free Throws | 1 | 4x; last vs. St. Joseph's | 11/24/19 |
| Free Throw Attempts | 2 | 5x; last vs. St. Joseph's | 11/24/19 |

KELLY'S CAREER STATISTICS

| Season | gp-gs | min/avg | Total | | 3-Point | | F-Throws | | Rebounds | | | | Scoring | | | | | | | |
|--------------|-------------|---------------|------------|-------------|------------|-------------|-------------|-------------|----------|----------|-----------|------------|----------|----------|----------|-----------|----------|----------|-----------|------------|
| | | | fg-fga | pct | fg-fga | pct | ft-fta | pct | off | def | tot | avg | pf | fo | ast | to | blk | stl | pts | avg |
| 2018-19 | 12-0 | 49/4.1 | 1-5 | .200 | 0-0 | .000 | 3-8 | .375 | 6 | 4 | 10 | 0.8 | 4 | 0 | 0 | 8 | 2 | 2 | 5 | 0.4 |
| 2019-20 | 13-0 | 39/3.0 | 2-2 | 1.000 | 0-0 | .000 | 1-2 | .500 | 2 | 4 | 6 | 0.5 | 5 | 0 | 0 | 2 | 0 | 2 | 5 | 0.4 |
| TOTAL | 25-0 | 88/3.5 | 3-7 | .429 | 0-0 | .000 | 4-10 | .400 | 8 | 8 | 16 | 0.6 | 9 | 0 | 0 | 10 | 2 | 4 | 10 | 0.4 |

Game 1: Nov. 6, 2019 Auburn 84, Wofford 82 Auburn Arena Auburn, Ala.

Official Basketball Box Score -- Game Totals -- Final Statistics
Wofford vs Auburn
11/06/19 6:00 pm at Auburn Arena -- Auburn, Ala.

| # | Player | Total | | 3-Pr | | Rebounds | | PF | TP | A | T | Bk | Stl | Min | |
|--------|----------------|-------|-----|------|-----|----------|-----|----|----|----|----|----|-----|-----|-----|
| | | FG | FGA | FT | FTA | Off | Def | | | | | | | | |
| 12 | Jamari McDavid | 2 | 8 | 0 | 0 | 3 | 4 | 4 | 7 | 0 | 3 | 1 | 0 | 25 | |
| 14 | Lilly Hutton | 1 | 6 | 0 | 0 | 2 | 2 | 2 | 4 | 0 | 0 | 2 | 0 | 20 | |
| 01 | Chloe Warnink | 0 | 10 | 0 | 0 | 2 | 5 | 7 | 1 | 28 | 2 | 2 | 0 | 38 | |
| 09 | Cairo Booker | 0 | 4 | 0 | 0 | 2 | 2 | 3 | 13 | 6 | 2 | 0 | 4 | 37 | |
| 35 | Da'Ja Green | 0 | 9 | 1 | 5 | 2 | 1 | 2 | 25 | 3 | 2 | 0 | 0 | 33 | |
| 02 | Niyah Lutz | 0 | 2 | 0 | 0 | 2 | 2 | 1 | 0 | 0 | 1 | 0 | 0 | 33 | |
| 20 | Elena Pulanco | 0 | 0 | 0 | 0 | 0 | 0 | 0 | 0 | 0 | 1 | 0 | 0 | 3 | |
| 21 | Alexis Tomlin | 0 | 2 | 0 | 0 | 1 | 2 | 3 | 5 | 0 | 1 | 0 | 0 | 15 | |
| 23 | Lawren Cook | 0 | 1 | 0 | 0 | 0 | 0 | 0 | 4 | 5 | 0 | 0 | 1 | 14 | |
| 25 | Jamie Grob | 0 | 0 | 0 | 0 | 0 | 0 | 0 | 2 | 0 | 0 | 1 | 0 | 5 | |
| Team | | | | | | | | | | | | | | | |
| Totals | | 26 | 64 | 13 | 30 | 17 | 20 | 12 | 22 | 34 | 82 | 13 | 5 | 6 | 200 |

| | | | | | | | | | | | | | | | |
|-----------|------|-------|------|--------|-------|-------|------|-------|-------|-------|-------|----------|-------|-------|----------|
| 1st FG %: | 5.17 | 29.4% | 2nd: | 4.13 | 38.8% | 3rd: | 7.17 | 41.2% | 4th: | 10.17 | 58.8% | Game: | 26.64 | 49.6% | Deadball |
| 3Pt %: | 1.8 | 12.3% | 3-6 | 39.0% | 4-9 | 44.4% | 5-7 | 71.4% | 6-8 | 33.8 | 43.3% | Rebounds | | | |
| FT %: | 0.0 | 0.0% | 2-2 | 100.0% | 6-8 | 75.0% | 9-10 | 90.0% | 17-20 | 85.0% | 0 | | | | |

Auburn 84 • 1-0-0-0 SEC

| # | Player | Total | | 3-Pr | | Rebounds | | PF | TP | A | T | Bk | Stl | Min |
|--------|--------------------|-------|-----|------|-----|----------|-----|----|----|----|----|----|-----|-----|
| | | FG | FGA | FT | FTA | Off | Def | | | | | | | |
| 10 | Kiyae' White | 1 | 4 | 0 | 0 | 2 | 9 | 11 | 1 | 2 | 4 | 2 | 0 | 17 |
| 20 | Unique Thompson | 9 | 13 | 0 | 0 | 7 | 6 | 13 | 3 | 25 | 1 | 3 | 0 | 30 |
| 00 | Daisa Alexander | 6 | 12 | 1 | 3 | 9 | 1 | 5 | 6 | 22 | 2 | 3 | 0 | 33 |
| 03 | Annie Hughes | 4 | 5 | 1 | 1 | 1 | 2 | 0 | 2 | 10 | 4 | 0 | 0 | 30 |
| 05 | Brooke Moore | 6 | 16 | 1 | 2 | 1 | 2 | 1 | 2 | 11 | 1 | 1 | 2 | 36 |
| 04 | Abigayle Jackson | 2 | 5 | 0 | 1 | 1 | 2 | 3 | 5 | 0 | 1 | 0 | 0 | 7 |
| 12 | Maliya Perry | 2 | 3 | 1 | 1 | 0 | 1 | 0 | 1 | 5 | 1 | 0 | 0 | 11 |
| 24 | Erin Howard | 0 | 3 | 0 | 0 | 2 | 1 | 3 | 0 | 0 | 0 | 1 | 1 | 19 |
| 30 | M. Robinson-Nwagwu | 0 | 4 | 0 | 0 | 0 | 2 | 2 | 1 | 0 | 2 | 3 | 0 | 12 |
| 25 | Natalie Kelly | 0 | 0 | 0 | 0 | 0 | 0 | 0 | 0 | 0 | 0 | 0 | 0 | 6 |
| Team | | | | | | | | | | | | | | |
| Totals | | 30 | 65 | 4 | 16 | 20 | 30 | 19 | 28 | 47 | 84 | 15 | 4 | 121 |

| | | | | | | | | | | | | | | | |
|-----------|------|-------|------|-------|-------|-------|-------|-------|-------|-------|-------|-------|-------|-------|----------|
| 1st FG %: | 4.16 | 25.0% | 2nd: | 9.19 | 47.4% | 3rd: | 10.18 | 55.6% | 4th: | 10.18 | 55.6% | Game: | 30.65 | 49.2% | Deadball |
| 3Pt %: | 0.5 | 6.0% | 2-6 | 33.3% | 2-4 | 50.0% | 0-1 | 0.0% | 4-8 | 25.0% | 9 | | | | |
| FT %: | 1.4 | 75.0% | 4-7 | 57.1% | 1-2 | 50.0% | 13-17 | 76.5% | 30-38 | 78.9% | 4 | | | | |

Officials: Elynnia Seales, Katic Lukanch, Felicia Grinter

Technical fouls: Wofford-None. Auburn-None.
Attendance: 1638

| Score by periods | 1st | 2nd | 3rd | 4th | Total |
|------------------|-----|-----|-----|-----|-------|
| Wofford | 11 | 13 | 24 | 34 | 82 |
| Auburn | 11 | 24 | 23 | 26 | 84 |

Last FG - Wofford 4th-00:00, AU 4th-01:19.
Largest lead - Wofford by 4, 1st-09:16, AU by 7 3rd-05:39.
Wofford led for 07:13, AU led for 27:38. Game was tied for 05:09.

AUBURN-- Junior Unique Thompson and senior Daisa Alexander combined for 47 points, and the Auburn women's basketball team held off a late rally to earn an 84-82 win over Wofford Wednesday night to open the 2019-20 season.

The Tigers (1-0) led by as many as 17 points midway through the third quarter but saw the Terriers (0-1) storm back to take the lead just nine minutes later. But strong rebounding and free-throw shooting down the stretch allowed Auburn to withstand a second-half 3-point barrage from Wofford.

Thompson picked up where she left off with her 21st career double-double, scoring 25 points and pulling down 11 rebounds. Alexander finished with 22 points and was 9-of-12 at the free-throw line, including a 7-of-8 mark in the fourth quarter.

Sophomore Brooke Moore scored 15 points in her first career start, and freshman Annie Hughes finished with 10 points, a team-high four assists and two steals. Sophomore Kiyae' White pulled down a career-high nine rebounds as she started for the first time.

Three freshmen made their Auburn debuts. Hughes started and played just under 30 minutes, and Maliya Perry and Morgan Robinson-Nwagwu saw 11 minutes each off the bench.

Auburn shot 46.9 percent for the game (30-of-64) and was 20-of-28 at the free-throw line. The Tigers out-rebounded the Terriers 43-32, including 17 offensive rebounds that led to 22 second-chance points. Auburn also controlled the paint, outscoring Wofford inside 38-18. The Terriers, shot 48.1 percent from 3-point range, hitting 13-of-27 attempts from long range, including 9-of-16 in the second half.

After the teams finished the first 10 minutes tied 11-11, Auburn outscored Wofford in the second quarter 24-13 to take a 35-24 lead at the break. An 11-4 run over the first 5:13 of the third quarter pushed the Tigers' advantage to as many as 17 at 51-34. Auburn saw its lead shrink a bit by the end of the quarter but still took a 58-48 lead to the final 10 minutes.

Game 2: Nov. 14, 2019 Old Dominion 89, Auburn 77 Auburn Arena Auburn, Ala.

Official Basketball Box Score -- Game Totals -- Final Statistics
Old Dominion vs Auburn
11/14/19 6:00 pm at Auburn Arena -- Auburn, Ala.

| # | Player | Total | | 3-Pr | | Rebounds | | PF | TP | A | T | Bk | Stl | Min | |
|--------|-----------------|-------|-----|------|-----|----------|-----|----|----|----|----|----|-----|-----|-----|
| | | FG | FGA | FT | FTA | Off | Def | | | | | | | | |
| 23 | Amari Young | 2 | 5 | 0 | 1 | 2 | 4 | 0 | 5 | 2 | 6 | 0 | 4 | 22 | |
| 25 | Ashley Scott | 0 | 0 | 0 | 0 | 0 | 0 | 0 | 0 | 2 | 0 | 0 | 0 | 21 | |
| 03 | Aljah Wayne | 9 | 14 | 2 | 0 | 8 | 1 | 2 | 3 | 35 | 1 | 2 | 0 | 29 | |
| 09 | Victoria Morris | 6 | 11 | 1 | 1 | 5 | 3 | 5 | 0 | 2 | 4 | 2 | 0 | 28 | |
| 11 | Victoria Adams | 9 | 5 | 2 | 3 | 0 | 1 | 0 | 2 | 2 | 12 | 5 | 4 | 25 | |
| 01 | Mariah Edwards | 0 | 1 | 0 | 1 | 0 | 0 | 0 | 2 | 2 | 2 | 0 | 0 | 27 | |
| 04 | Aziah Hudson | 1 | 4 | 0 | 0 | 0 | 0 | 0 | 0 | 0 | 0 | 0 | 0 | 11 | |
| 12 | Amaya Register | 2 | 3 | 0 | 1 | 5 | 6 | 0 | 2 | 2 | 1 | 9 | 2 | 0 | 14 |
| 24 | Dejah Carter | 0 | 0 | 0 | 0 | 0 | 0 | 0 | 0 | 0 | 1 | 0 | 0 | 2 | |
| 31 | Marie Reichert | 2 | 3 | 0 | 1 | 0 | 1 | 0 | 1 | 3 | 4 | 0 | 0 | 21 | |
| Team | | | | | | | | | | | | | | | |
| Totals | | 32 | 54 | 14 | 28 | 11 | 18 | 6 | 22 | 28 | 89 | 16 | 15 | 3 | 200 |

| | | | | | | | | | | | | | | | |
|-----------|------|-------|------|--------|-------|--------|------|-------|------|-------|-------|-------|----------|-------|----------|
| 1st FG %: | 9.17 | 52.9% | 2nd: | 5.13 | 45.5% | 3rd: | 9.16 | 56.3% | 4th: | 9.10 | 90.0% | Game: | 32.54 | 59.3% | Deadball |
| 3Pt %: | 0.0 | 0.0% | 3-6 | 50.0% | 4-4 | 100.0% | 0-1 | 0.0% | 3-8 | 37.5% | 11-18 | 61.1% | Rebounds | | |
| FT %: | 1.2 | 50.0% | 4-4 | 100.0% | 0-1 | 0.0% | 0-1 | 0.0% | 0-1 | 0.0% | 0-1 | 0.0% | | | |

Auburn 77 • 1-1-0-0 SEC

| # | Player | Total | | 3-Pr | | Rebounds | | PF | TP | A | T | Bk | Stl | Min | |
|--------|--------------------|-------|-----|------|-----|----------|-----|----|----|----|----|----|-----|-----|----|
| | | FG | FGA | FT | FTA | Off | Def | | | | | | | | |
| 10 | Kiyae' White | 1 | 4 | 0 | 0 | 1 | 3 | 4 | 3 | 5 | 0 | 0 | 0 | 20 | |
| 20 | Unique Thompson | 5 | 6 | 0 | 0 | 3 | 7 | 10 | 2 | 13 | 2 | 2 | 0 | 30 | |
| 00 | Daisa Alexander | 5 | 16 | 2 | 5 | 5 | 1 | 3 | 4 | 4 | 17 | 2 | 0 | 28 | |
| 03 | Annie Hughes | 9 | 5 | 1 | 1 | 2 | 3 | 4 | 1 | 12 | 1 | 0 | 0 | 35 | |
| 05 | Brooke Moore | 3 | 9 | 2 | 6 | 7 | 7 | 1 | 0 | 1 | 15 | 2 | 0 | 24 | |
| 04 | Abigayle Jackson | 1 | 1 | 0 | 0 | 0 | 1 | 1 | 1 | 2 | 0 | 0 | 0 | 10 | |
| 12 | Maliya Perry | 0 | 1 | 0 | 0 | 0 | 2 | 1 | 1 | 0 | 0 | 0 | 0 | 7 | |
| 13 | Lauren Hansson | 3 | 7 | 1 | 3 | 0 | 0 | 0 | 0 | 0 | 0 | 0 | 0 | 17 | |
| 24 | Erin Howard | 2 | 5 | 2 | 4 | 0 | 0 | 0 | 3 | 3 | 2 | 6 | 1 | 1 | 10 |
| 30 | M. Robinson-Nwagwu | 0 | 4 | 0 | 0 | 0 | 2 | 2 | 4 | 0 | 0 | 2 | 0 | 18 | |
| Team | | | | | | | | | | | | | | | |
| Totals | | 26 | 60 | 8 | 19 | 17 | 28 | 16 | 18 | 34 | 19 | 7 | 0 | 14 | 2 |

| | | | | | | | | | | | | | | | |
|-----------|------|-------|------|-------|-------|-------|------|-------|------|-------|-------|-------|----------|-------|----------|
| 1st FG %: | 7.10 | 70.0% | 2nd: | 5.13 | 38.5% | 3rd: | 6.19 | 42.1% | 4th: | 6.18 | 33.3% | Game: | 26.60 | 43.3% | Deadball |
| 3Pt %: | 1.3 | 33.3% | 2-4 | 50.0% | 3-6 | 50.0% | 2-5 | 40.0% | 6-9 | 66.7% | 8-9 | 88.9% | Rebounds | | |
| FT %: | 6.8 | 75.0% | 6-8 | 75.0% | 0-1 | 0.0% | 0-1 | 0.0% | 0-1 | 0.0% | 0-1 | 0.0% | | | |

Officials: Karleena Tobin, Angel Stanton, Tina Napier

Technical fouls: Old Dominion-None. Auburn-None.
Attendance: 1635

| Score by periods | 1st | 2nd | 3rd | 4th | Total |
|------------------|-----|-----|-----|-----|-------|
| Old Dominion | 24 | 17 | 19 | 29 | 89 |
| Auburn | 21 | 18 | 19 | 19 | 77 |

Last FG - ODU 4th-03:30, AU 4th-00:26.
Largest lead - ODU by 16 4th-03:30, AU by 2 1st-07:02.
ODU led for 37:13, AU led for 00:45. Game was tied for 01:44.

AUBURN-- Auburn had four players in double figures, but a fourth-quarter surge from Old Dominion led the Monarchs to an 89-77 win over the Tigers in women's basketball action at Auburn Arena Thursday night.

The Tigers (1-1) trailed by just two points at the end of the third quarter, but Old Dominion (2-0) could scarcely miss in the final 10 minutes, shooting 90 percent (9-of-10) in the fourth period and 5-of-5 on 3-pointers to break open what had been a tight game.

Senior Daisa Alexander finished with 17 points and four steals to lead the Tigers. Junior Unique Thompson picked up her second double-double in as many games with a 13-point, 10-rebound performance that saw her go 5-of-6 from the floor.

Sophomore Brooke Moore recorded her second straight 15-point game and remained perfect at the free-throw line for her career, going 7-for-7. And freshman Annie Hughes scored 12 points and had two steals.

As a team, the Tigers shot 43.3 percent from the field (26-60) and hit 8-of-19 3-point attempts (42.1%). Auburn also out-rebounded the Monarchs 34-28. But Old Dominion shot a blistering 59.3 percent from the field and 50 percent (14-of-28) from 3-point range.

The Monarchs, who were just 1-of-13 from 3-point range in their first game, hit 8-of-17 from long range in the first half alone to lead most of the opening half and take a 41-39 lead at the break. Auburn led briefly in the second quarter when Hughes put back a missed free throw to give the Tigers a 33-32 advantage with 6:01 to play.

ODU jumped back ahead by as many as 10 points midway through the third quarter, but the Tigers closed the period on an 8-0 run, punctuated by a pair of 3-pointers from Erin Howard, to head to the fourth quarter down by just two at 60-58. After an Alexander free throw got Auburn within one 16 seconds into the fourth, the Monarchs missed just one shot the entire period and went on a 25-10 run over the next six-plus minutes to build a 16-point lead and secure the road win.

Game 3: Nov. 21, 2019 UAB 80, Auburn 75 Bartow Arena Birmingham, Ala.

Official Basketball Box Score -- Game Totals -- Final Statistics
Auburn vs UAB
11/21/19 8:00 p.m. at Birmingham, Ala. Bartow Arena

| # | Player | Total | | 3-Pr | | Rebounds | | PF | TP | A | T | Bk | Stl | Min | |
|----|-----------------|-------|-----|------|-----|----------|-----|----|----|----|----|----|-----|-----|----|
| | | FG | FGA | FT | FTA | Off | Def | | | | | | | | |
| 00 | Daisa Alexander | 9 | 14 | 2 | 3 | 0 | 1 | 2 | 2 | 4 | 20 | 1 | 2 | 0 | 30 |
| 03 | Annie Hughes | 1 | 4 | 0 | 1 | 0 | 0 | 1 | 1 | 3 | 2 | 3 | 0 | 0 | 29 |
| 05 | Brooke Moore | 3 | 8 | 0 | 2 | 2 | 0 | 1 | 1 | 2 | 8 | 1 | 0 | 1 | 23 |
| 13 | Lauren Hansen | 1 | 7 | 0 | 2 | 1 | 2 | 0 | 1 | 3 | 3 | 1 | 5 | 0 | 22 |
| 20 | Unique Thompson | 9 | 12 | 0 | 0 | 6 | 8 | 10 | 9 | 15 | 24 | 4 | 0 | 2 | 32 |
| 0 | | | | | | | | | | | | | | | |

Game 7: Dec. 1, 2019 Drake 83, Auburn 82 Hertz Arena Estero, Fla.

Official Basketball Box Score -- Game Totals -- Final Statistics
Drake vs Auburn
12/1/19 1:30 pm at Estero, Fla. (Hertz Arena)

| # | Player | Total | | | 3-Pr | | | Rebounds | | | PF | TP | A | T | Bk | Stl | Min |
|--------|----------------------|--------|-----|--------|-------|-------|-----|----------|-----|------|-------|-------|-------|-------|----------|-----|-----|
| | | FG | FGA | FT | FTA | Off | Def | Total | Off | Def | | | | | | | |
| 12 | Rose,Brenni | 3 | 6 | 0 | 2 | 3 | 0 | 1 | 1 | 1 | 9 | 8 | 1 | 0 | 2 | 27 | |
| 50 | Rhine,Sara | 8 | 12 | 1 | 6 | 6 | 1 | 5 | 6 | 0 | 22 | 0 | 1 | 0 | 0 | 28 | |
| 02 | Monahan,Maddie | 0 | 3 | 0 | 2 | 0 | 0 | 0 | 0 | 2 | 0 | 2 | 2 | 0 | 1 | 22 | |
| 05 | Hittner,Becca | 3 | 12 | 1 | 7 | 3 | 4 | 0 | 3 | 3 | 1 | 10 | 2 | 0 | 1 | 26 | |
| 11 | Collier,Kierra | 7 | 9 | 1 | 3 | 0 | 0 | 1 | 1 | 2 | 15 | 3 | 5 | 0 | 0 | 27 | |
| 15 | Woodridge,Allie | 2 | 3 | 1 | 1 | 0 | 0 | 1 | 1 | 2 | 5 | 1 | 4 | 0 | 1 | 16 | |
| 22 | Fuiler,Hannah | 0 | 0 | 0 | 0 | 0 | 0 | 0 | 0 | 0 | 0 | 1 | 0 | 1 | 8 | | |
| 23 | Negaard,Maggie | 6 | 8 | 3 | 5 | 0 | 0 | 1 | 1 | 12 | 4 | 2 | 0 | 0 | 1 | 19 | |
| 31 | Burch,Monica | 3 | 0 | 0 | 0 | 0 | 0 | 2 | 5 | 7 | 2 | 4 | 2 | 0 | 0 | 17 | |
| 34 | Guelidner,Sarah Beth | 1 | 4 | 0 | 0 | 0 | 0 | 0 | 0 | 0 | 3 | 0 | 0 | 0 | 0 | 6 | |
| 42 | Sain,Maggie | 0 | 0 | 0 | 0 | 0 | 0 | 0 | 1 | 2 | 0 | 0 | 1 | 0 | 0 | 4 | |
| Team | | 0 | 0 | 0 | 0 | 0 | 0 | 0 | 0 | 0 | 0 | 0 | 0 | 0 | 0 | 0 | |
| Totals | | 32 | 61 | 7 | 25 | 12 | 13 | 4 | 20 | 24 | 15 | 83 | 20 | 19 | 0 | 200 | |
| 1st | FG %: 10.0 | 58.8% | 2nd | 7.1 | 53.8% | 3rd | 8.1 | 50.0% | 4th | 7.1 | 46.7% | Game: | 32.6 | 52.5% | Deadball | | |
| 3pt %: | 1.5 | 20.0% | 2.6 | 33.3% | 3.1 | 40.0% | 2.9 | 22.2% | 2.0 | 7.5 | 28.0% | 12.3 | 92.3% | 4.5 | | | |
| FT %: | 5.5 | 100.0% | 2.2 | 100.0% | 0.0 | 0.0% | 5.6 | 83.3% | 0.0 | 0.0% | | | | | | | |

| # | Player | Total | | | 3-Pr | | | Rebounds | | | PF | TP | A | T | Bk | Stl | Min |
|--------|--------------------|-------|-------|--------|------|--------|-----|----------|-------|------|------|-------|-------|------|-------|----------|-----|
| | | FG | FGA | FT | FTA | Off | Def | Total | Off | Def | | | | | | | |
| 10 | Kiyae' White | 2 | 2 | 0 | 2 | 2 | 3 | 0 | 1 | 0 | 0 | 16 | 0 | 1 | 0 | 0 | 16 |
| 20 | Unique Thompson | 5 | 9 | 0 | 2 | 3 | 2 | 12 | 1 | 4 | 0 | 4 | 32 | 0 | 0 | 0 | 32 |
| 02 | Daisa Alexander | 7 | 17 | 4 | 9 | 6 | 1 | 2 | 3 | 1 | 24 | 4 | 3 | 0 | 3 | 31 | |
| 05 | Brooke Moore | 2 | 10 | 1 | 4 | 0 | 3 | 0 | 2 | 5 | 2 | 5 | 0 | 1 | 25 | 25 | |
| 13 | Lauren Hansen | 8 | 15 | 7 | 14 | 1 | 2 | 0 | 3 | 3 | 24 | 4 | 2 | 0 | 1 | 32 | |
| 02 | Sania Wells | 0 | 0 | 0 | 0 | 0 | 0 | 0 | 0 | 0 | 0 | 0 | 0 | 0 | 0 | 4 | |
| 03 | Annie Hughes | 2 | 3 | 1 | 1 | 0 | 0 | 0 | 0 | 5 | 3 | 0 | 0 | 1 | 11 | | |
| 24 | Erin Howard | 1 | 4 | 0 | 1 | 1 | 4 | 5 | 1 | 2 | 2 | 2 | 1 | 0 | 10 | | |
| 30 | M. Robinson-Nwagwu | 1 | 2 | 0 | 0 | 0 | 1 | 0 | 1 | 2 | 3 | 0 | 0 | 0 | 17 | | |
| 35 | Natalie Kelly | 0 | 0 | 0 | 0 | 0 | 0 | 0 | 0 | 0 | 0 | 0 | 0 | 0 | 2 | | |
| Team | | 0 | 0 | 0 | 0 | 0 | 0 | 0 | 0 | 0 | 0 | 0 | 0 | 0 | 0 | | |
| Totals | | 28 | 62 | 13 | 29 | 13 | 16 | 0 | 20 | 29 | 14 | 82 | 25 | 2 | 111 | 200 | |
| 1st | FG %: | 7.1 | 43.8% | 2nd | 8.1 | 47.1% | 3rd | 8.1 | 66.7% | 4th | 5.1 | 29.4% | Game: | 28.6 | 45.2% | Deadball | |
| 3pt %: | 2.0 | 20.0% | 1.0 | 0.0% | 1.0 | 0.0% | 1.0 | 0.0% | 1.0 | 0.0% | 11.6 | 81.3% | 3.2 | | | | |
| FT %: | 2.5 | 40.0% | 2.2 | 100.0% | 4.4 | 100.0% | 5.5 | 100.0% | 0.0 | 0.0% | | | | | | | |

Officials: Brian Hall, Tiara Cruise, Kylie Galloway
Technical fouls: Drake-None, Auburn-None.
Attendance: 457

| Score by periods | 1st | 2nd | 3rd | 4th | Total |
|------------------|-----|-----|-----|-----|-------|
| Drake | 26 | 18 | 18 | 21 | 83 |
| Auburn | 18 | 24 | 24 | 16 | 82 |

Last FG - DU 4th-02:18, AU 4th-02:02.
Largest lead - DU by 11:02-03:26, AU by 11:3rd-01:29.
DU led for 22:44, AU led for 13:26, Game was tied for 03:41.

ESTERO, Fla.-- Auburn got huge offensive efforts from Daisa Alexander and Lauren Hansen, but the Tigers came up just short in a wild game with Drake Sunday afternoon, falling 83-82 in the fifth-place game of the Gulf Coast Showcase.

The Tigers (3-4) trailed by as many as 11, led by as many as 11, and saw 13 ties and 12 lead changes in an incredibly entertaining game. But a pair of free throws for Drake (6-2) with 7.8 seconds left, coupled with two misses at the other end, left Auburn behind as the clock expired.

Alexander and Hansen each scored 24 points, a career-high for Hansen and one shy of it for Alexander. Hansen made seven 3-pointers on the day, one shy of tying the Auburn single-game record. Both players also finished with four assists, and Alexander added three steals. Unique Thompson kept her double-double streak alive with a 12-point, 11-rebound effort that also included four steals.

Auburn shot 45.2 percent for the game (28-62) and hit 13-of-29 3-pointers (44.8%), coming up one short of the single-game team record. The Tigers were also stellar at the free-throw line, hitting 13-of-16 (81.3%). Auburn forced 19 Drake turnovers, turning those into 24 point.

Drake led 44-42 at the half. A slow start to the third quarter for both teams saw Auburn tie it up at 48-48, then go on a 10-0 run to build a 58-48 advantage on an Alexander 3-pointer with 3:36 left. But a flurry by the Bulldogs in the final 90 seconds cut the lead to four at 66-62 headed to the fourth.

The lead swung wildly in both directions throughout the fourth quarter with both teams leading by as many as 6. Auburn trailed 81-75 with 2:18 to play, but another 3-pointer plus two free throws from Alexander cut it to one at 81-80 with under a minute. Auburn got a stop, then Alexander drew a foul with 15 seconds left and made both free throws to put the Tigers back ahead 82-81. At the other end, Auburn forced a miss but was unable to get the rebound, and a foul with 7.8 seconds left led to two Bulldog free throws. The Tigers had two chances before the buzzer but could not get a shot to fall.

Game 8: Dec. 4, 2019 Auburn 82, South Alabama 62 Mitchell Center Mobile, Ala.

Official Basketball Box Score -- Game Totals -- Final Statistics
Auburn vs South Alabama
12/04/19 7:00 pm at Mitchell Center, Mobile, Ala.

| # | Player | Total | | | 3-Pr | | | Rebounds | | | PF | TP | A | T | Bk | Stl | Min |
|--------|------------------------|-------|-------|------|------|-------|-----|----------|-------|------|------|-------|-------|-------|-------|----------|-----|
| | | FG | FGA | FT | FTA | Off | Def | Total | Off | Def | | | | | | | |
| 10 | Kiyae' White | 1 | 3 | 0 | 1 | 2 | 3 | 5 | 8 | 2 | 3 | 1 | 1 | 1 | 1 | 19 | |
| 20 | Unique Thompson | 7 | 7 | 0 | 1 | 4 | 3 | 7 | 10 | 1 | 15 | 1 | 2 | 1 | 0 | 32 | |
| 02 | Daisa Alexander | 6 | 10 | 2 | 4 | 0 | 2 | 2 | 4 | 2 | 14 | 1 | 0 | 0 | 0 | 26 | |
| 05 | Brooke Moore | 7 | 12 | 4 | 6 | 2 | 0 | 1 | 1 | 2 | 20 | 3 | 2 | 0 | 1 | 30 | |
| 13 | Lauren Hansen | 4 | 12 | 2 | 7 | 0 | 0 | 1 | 1 | 10 | 4 | 0 | 0 | 0 | 0 | 26 | |
| 02 | Sania Wells | 0 | 1 | 0 | 0 | 0 | 0 | 1 | 1 | 0 | 0 | 2 | 0 | 0 | 0 | 3 | |
| 03 | Annie Hughes | 2 | 3 | 0 | 0 | 0 | 1 | 0 | 1 | 0 | 4 | 0 | 0 | 1 | 16 | | |
| 24 | Erin Howard | 5 | 10 | 4 | 7 | 0 | 0 | 1 | 5 | 6 | 14 | 2 | 1 | 4 | 26 | | |
| 30 | Morgan Robinson-Nwagwu | 0 | 0 | 0 | 0 | 0 | 0 | 1 | 1 | 3 | 2 | 2 | 4 | 0 | 0 | 19 | |
| 35 | Natalie Kelly | 0 | 0 | 0 | 0 | 0 | 0 | 1 | 2 | 0 | 1 | 0 | 0 | 0 | 0 | 3 | |
| Team | | 0 | 0 | 0 | 0 | 0 | 0 | 2 | 0 | 2 | 0 | 0 | 0 | 0 | 0 | | |
| Totals | | 32 | 60 | 12 | 24 | 6 | 12 | 24 | 36 | 13 | 82 | 16 | 13 | 3 | 7 | 200 | |
| 1st | FG %: | 8.1 | 50.0% | 2nd | 7.1 | 53.8% | 3rd | 7.1 | 53.8% | 4th | 5.1 | 29.4% | Game: | 32.6 | 52.5% | Deadball | |
| 3pt %: | 1.3 | 33.3% | 0.0 | 0.0% | 2.6 | 50.0% | 3.3 | 66.7% | 0.0 | 0.0% | 12.4 | 50.0% | 6.2 | 50.0% | | | |
| FT %: | 0.0 | 0.0% | 0.0 | 0.0% | 5.6 | 83.3% | 0.0 | 0.0% | | | | | | | | | |

| # | Player | Total | | | 3-Pr | | | Rebounds | | | PF | TP | A | T | Bk | Stl | Min |
|--------|-------------------|-------|-------|------|------|-------|-----|----------|-------|------|------|-------|-------|-------|-------|----------|-----|
| | | FG | FGA | FT | FTA | Off | Def | Total | Off | Def | | | | | | | |
| 22 | Buster, Jala | 1 | 0 | 0 | 2 | 2 | 0 | 0 | 2 | 2 | 0 | 4 | 1 | 0 | 0 | 26 | |
| 35 | Lewis, Antoinette | 5 | 8 | 0 | 0 | 0 | 5 | 6 | 11 | 3 | 10 | 0 | 2 | 0 | 1 | 33 | |
| 02 | Kines, Shatoria | 7 | 16 | 4 | 11 | 0 | 0 | 2 | 1 | 3 | 18 | 2 | 2 | 0 | 1 | 36 | |
| 12 | Telemague, Damaya | 6 | 11 | 1 | 2 | 4 | 0 | 1 | 1 | 15 | 1 | 4 | 0 | 2 | 29 | | |
| 14 | Jones, Savannah | 5 | 7 | 1 | 1 | 0 | 0 | 3 | 6 | 0 | 13 | 0 | 0 | 0 | 30 | | |
| 03 | Morrow, Jayla | 0 | 1 | 0 | 0 | 0 | 0 | 1 | 1 | 1 | 0 | 2 | 0 | 0 | 0 | 16 | |
| 22 | Mailard, Jaylen | 0 | 0 | 0 | 0 | 0 | 0 | 0 | 0 | 0 | 0 | 0 | 0 | 0 | 3 | | |
| 25 | Centers, Kennedi | 0 | 1 | 0 | 0 | 0 | 0 | 3 | 3 | 0 | 2 | 0 | 0 | 0 | 18 | | |
| 45 | Lowme, Devyn | 2 | 4 | 2 | 4 | 0 | 0 | 1 | 1 | 0 | 6 | 1 | 3 | 0 | 0 | 9 | |
| Team | | 0 | 0 | 0 | 0 | 0 | 0 | 2 | 0 | 2 | 0 | 0 | 0 | 0 | 0 | | |
| Totals | | 24 | 59 | 10 | 31 | 2 | 4 | 12 | 18 | 30 | 7 | 62 | 12 | 15 | 0 | 4 | 200 |
| 1st | FG %: | 10.0 | 31.0% | 2nd | 7.1 | 53.8% | 3rd | 7.1 | 53.8% | 4th | 5.1 | 29.4% | Game: | 25.9 | 42.4% | Deadball | |
| 3pt %: | 1.3 | 33.3% | 0.0 | 0.0% | 2.6 | 50.0% | 3.3 | 66.7% | 0.0 | 0.0% | 12.4 | 50.0% | 6.2 | 50.0% | | | |
| FT %: | 0.0 | 0.0% | 0.0 | 0.0% | 5.6 | 83.3% | 0.0 | 0.0% | | | | | | | | | |

Officials: Katie Lukanich, Eric Baker, Stacey Jefferson
Technical fouls: Auburn-None, South Alabama-None.
Attendance: 1106

| Score by periods | 1st | 2nd | 3rd | 4th | Total |
|------------------|-----|-----|-----|-----|-------|
| Auburn | 19 | 18 | 19 | 26 | 82 |
| South Alabama | 15 | 17 | 17 | 13 | 62 |

Last FG - Auburn 4th-01:11, USA 4th-00:12.
Largest lead - Auburn by 26:40-03:02, USA by 2:3rd-04:46.
Auburn led for 39:58, USA led for 00:32, Game was tied for 00:20.

MOBILE-- Five players scored in double figures, and an offensive flurry early in the fourth quarter broke the game open as Auburn earned an 82-62 road win at South Alabama Wednesday night.

The Tigers (4-4) used a 16-0 run that spanned the end of the third and start of the fourth quarters to break open what had been a close game throughout. Auburn's long-range shooting was effective for the second straight game as the Tigers hit 12 3-pointers, giving them 25 over their last two contests.

Sophomore Brooke Moore led the Tigers' offensive attack with a season-high 20 points on 7-of-12 shooting, including 4-of-6 beyond the 3-point arc. Erin Howard and Daisa Alexander had 14 points apiece; Howard made a career-high four 3-pointers and also had a career-best four steals.

Unique Thompson grabbed three rebounds in the fourth quarter to extend her double-double streak to nine points, dating back to last season. She finished with 15 points and 10 rebounds and was 7-of-7 from the floor. Lauren Hansen was Auburn's fifth player in double-figures with 10 points and a team-leading four assists. Kiyae' White added eight rebounds.

As a team, Auburn shot a season-high 53.3 percent from the field (32-60) and was 50 percent (12-24) from 3-point range. The Tigers out-rebounded the Jaguars 36-30 and scored 21 points off 15 USA turnovers.

South Alabama (3-5) led 47-45 with 4:46 to play in the third quarter. But the Tigers' defense held the Jaguars to just one basket over the next eight-plus minutes, out-scoring them 23-2 in that stretch to build a 19-point lead with 7:47 to play. From there, the Tigers cruised, pushing the advantage to as many as 26 before a couple of late defensive lapses let USA cut the final margin to 20.

Auburn never trailed in the first half, taking a 37-32 lead at the break. Moore hit four 3-pointers in the first half with three of those coming in the second quarter as the Tigers extended their lead to as many as eight points. But the Jaguars stayed in the game thanks to 10 second-chance points off eight offensive rebounds in the opening half.

Game 9: Dec. 7, 2019 TCU 80, Auburn 65 Schollmaier Arena Fort Worth, Texas

Official Basketball Box Score -- Game Totals -- Final Statistics
Auburn vs TCU
12/07/19 2:00 pm at

| # | Player | Total | | | 3-Pr | | | Rebounds | | | PF | TP | A | T | Bk | Stl | Min |
|----|-----------------|-------|-----|----|------|-----|-----|----------|-----|-----|----|----|---|---|----|-----|-----|
| | | FG | FGA | FT | FTA | Off | Def | Total | Off | Def | | | | | | | |
| 10 | Kiyae' White | 1 | 3 | 0 | 0 | 2 | 3 | 4 | 4 | 2 | 0 | 0 | 0 | 0 | 0 | 3 | 12 |
| 20 | Unique Thompson | 12 | 18 | 0 | 7 | 8 | 15 | 1 | 31 | 1 | 4 | | | | | | |

Game 10: Dec. 15, 2019

Auburn 74, Bethune-Cookman 56

Auburn Arena
Auburn, Ala.

Official Basketball Box Score -- Game Totals -- Final Statistics
Bethune-Cookman vs Auburn
12/15/19 2:00 pm at Auburn Arena -- Auburn, Ala.

| Bethune-Cookman 56 • 6-2,0-0 MEAC | | | | | | | | | | | | | | | | | | |
|-----------------------------------|------------------|-----|-------|-------|-------|------|------|------|----------|------|------|------|------|-------|-------|-------|----------|-----|
| ## | Player | r | Total | | | 3-Pr | | | Rebounds | | | PF | TP | A | To | Blk | Stl | Min |
| | | | FG | FGA | FT | FTA | FG | FGA | FT | FTA | Off | | | | | | | |
| 2-5 | 0-0 | 0-0 | 0 | 1 | 1 | 0 | 4 | 0 | 2 | 0 | 0 | 2 | 0 | 0 | 0 | 0 | 2 | 28 |
| 23 | Ciara Thompson | f | 6-13 | 0-2 | 0-2 | 5 | 3 | 8 | 12 | 1 | 1 | 0 | 1 | 0 | 0 | 0 | 1 | 28 |
| 05 | Armani Walker | g | 0-1 | 0-0 | 0-0 | 0 | 1 | 1 | 0 | 2 | 1 | 0 | 0 | 0 | 0 | 0 | 17 | |
| 11 | Ashanti Hunt | g | 1-2 | 0-1 | 6-9 | 0 | 1 | 1 | 8 | 1 | 1 | 0 | 0 | 0 | 0 | 0 | 28 | |
| 20 | Daniella Hatcher | g | 5-12 | 2-5 | 4-7 | 2 | 1 | 3 | 16 | 1 | 1 | 0 | 1 | 0 | 0 | 4 | 30 | |
| 01 | Camry Harris | g | 3-10 | 2-8 | 0-0 | 1 | 2 | 3 | 0 | 8 | 0 | 0 | 0 | 0 | 0 | 0 | 24 | |
| 03 | Kiana Williams | g | 1-3 | 0-0 | 2-2 | 0 | 1 | 0 | 4 | 2 | 2 | 0 | 1 | 0 | 0 | 0 | 12 | |
| 1-3 | Morgan Beacham | g | 1-1 | 1-1 | 1-2 | 0 | 0 | 0 | 1 | 4 | 0 | 0 | 0 | 0 | 0 | 0 | 9 | |
| 10 | Tania White | g | 0-0 | 0-0 | 0-0 | 0 | 1 | 1 | 0 | 0 | 1 | 0 | 0 | 0 | 0 | 0 | 2 | |
| 12 | Tatum Hayes | g | 0-3 | 0-3 | 0-0 | 0 | 0 | 0 | 1 | 0 | 0 | 0 | 0 | 0 | 0 | 0 | 3 | |
| 15 | Armani Ball | g | 0-3 | 0-3 | 0-2 | 0 | 0 | 0 | 0 | 1 | 0 | 0 | 0 | 0 | 0 | 0 | 11 | |
| 22 | Imani Reid | g | 0-1 | 0-0 | 0-0 | 0 | 0 | 0 | 0 | 0 | 0 | 0 | 0 | 0 | 0 | 0 | 3 | |
| 25 | Ashlie Howell | g | 0-0 | 0-0 | 0-0 | 0 | 1 | 2 | 1 | 0 | 0 | 0 | 0 | 0 | 0 | 0 | 11 | |
| Team | | | | | | 4 | | | 5 | | | | | | | | | |
| Totals | | | 19-56 | 5-24 | 13-24 | 13 | 13 | 24 | 8 | 56 | 7 | 11 | 0 | 9 | 200 | | | |
| 1st FG %: | | | 41.3 | 33.3 | 2nd: | 41.2 | 33.3 | 3rd: | 41.2 | 33.3 | 4th: | 31.7 | 17.6 | Game: | 19.56 | 33.9% | Deadball | |
| 1st 3P %: | | | 0.0 | 0.0 | 2nd: | 14.3 | 3.0 | 3rd: | 14.3 | 3.0 | 4th: | 15.0 | 15.0 | Game: | 21.51 | 20.8% | Rebounds | |
| 1st FT %: | | | 1.0 | 100.0 | 2nd: | 3.3 | 43.8 | 3rd: | 3.3 | 43.8 | 4th: | 6.7 | 66.7 | Game: | 13.24 | 56.2% | Rebounds | |

| Auburn 74 • 5-5,0-0 SEC | | | | | | | | | | | | | | | | | | |
|-------------------------|--------------------|---|-------|------|------|------|------|------|----------|------|------|------|------|-------|-------|-------|----------|-----|
| ## | Player | r | Total | | | 3-Pr | | | Rebounds | | | PF | TP | A | To | Blk | Stl | Min |
| | | | FG | FGA | FT | FTA | FG | FGA | FT | FTA | Off | | | | | | | |
| 10 | Kiyae' White | f | 1-1 | 0-0 | 2-2 | 1 | 5 | 6 | 3 | 4 | 0 | 4 | 1 | 0 | 0 | 0 | 14 | |
| 20 | Unique Thompson | f | 7-10 | 0-0 | 2-3 | 5 | 8 | 13 | 4 | 16 | 2 | 1 | 0 | 0 | 0 | 0 | 31 | |
| 00 | Daisa Alexander | g | 5-10 | 1-5 | 0-0 | 4 | 3 | 7 | 3 | 11 | 2 | 2 | 0 | 0 | 0 | 0 | 28 | |
| 03 | Annie Hughes | g | 2-5 | 1-3 | 0-0 | 4 | 3 | 7 | 2 | 5 | 2 | 2 | 0 | 0 | 0 | 0 | 31 | |
| 13 | Lauren Hansen | g | 4-11 | 1-6 | 0-0 | 0 | 0 | 0 | 5 | 10 | 3 | 5 | 0 | 0 | 0 | 0 | 23 | |
| 01 | Robyn Benton | g | 4-7 | 2-4 | 0-0 | 1 | 0 | 1 | 10 | 1 | 0 | 2 | 0 | 1 | 0 | 0 | 15 | |
| 02 | Sania Wells | g | 0-1 | 0-0 | 0-0 | 0 | 0 | 0 | 0 | 0 | 0 | 1 | 0 | 0 | 0 | 0 | 6 | |
| 24 | Erin Howard | g | 2-6 | 2-6 | 2-2 | 2 | 7 | 4 | 12 | 1 | 3 | 0 | 0 | 0 | 0 | 0 | 27 | |
| 30 | M. Robinson-Nwaquu | g | 3-5 | 0-0 | 0-0 | 1 | 0 | 1 | 0 | 6 | 3 | 0 | 0 | 0 | 0 | 0 | 22 | |
| 25 | Natalie Kelly | g | 0-0 | 0-0 | 0-0 | 0 | 1 | 1 | 0 | 0 | 0 | 0 | 0 | 0 | 0 | 0 | 3 | |
| Team | | | | | | 2 | | | 1 | | | | | | | | | |
| Totals | | | 30-59 | 8-25 | 6-7 | 16 | 17 | 43 | 22 | 74 | 14 | 19 | 4 | 6 | 200 | | | |
| 1st FG %: | | | 41.3 | 47.4 | 2nd: | 61.7 | 35.3 | 3rd: | 61.3 | 35.0 | 4th: | 61.3 | 35.0 | Game: | 30.59 | 50.8% | Deadball | |
| 1st 3P %: | | | 1.7 | 14.3 | 2nd: | 2.3 | 6.7 | 3rd: | 3.6 | 50.0 | 4th: | 8.2 | 32.0 | Game: | 5.23 | 32.0% | Rebounds | |
| 1st FT %: | | | 3.0 | 60.0 | 2nd: | 3.3 | 75.0 | 3rd: | 0.0 | 0.0 | 4th: | 6.7 | 85.7 | Game: | 6.75 | 85.7% | Rebounds | |

Officials: Kristen Bell, Stephanie Barksdale, Cameron Inouye
Technical Fouls: Bethune-Cookman-None, Auburn-None.
Attendance: 1588

| Score by periods | 1st | 2nd | 3rd | 4th | Total |
|------------------|-----|-----|-----|-----|-------|
| Bethune-Cookman | 19 | 12 | 14 | 11 | 56 |
| Auburn | 19 | 17 | 23 | 15 | 74 |

Last FG - BCU 4th-03:08, AU 4th-02:09
Largest lead - BCU by 5-2nd-07:25, AU by 19-4th-03:46.
BCU led for 06:10, AU led for 29:19. Game was tied for 04:31.

Points In Off 2nd Fast Bench
BCU 20 16 7 14 16
AU 36 8 21 24 28

Score tied - 5 times.
Lead changed - 10 times.

Game 11: Dec. 28, 2019

Auburn 62, Jacksonville State 53

Auburn Arena
Auburn, Ala.

Official Basketball Box Score -- Game Totals -- Final Statistics
Jacksonville St. vs Auburn
12/28/19 2:00 pm at Auburn Arena -- Auburn, Ala.

| Jacksonville St. 53 • 4-7,0-0 OVC | | | | | | | | | | | | | | | | | | |
|-----------------------------------|------------------|---|-------|-------|------|------|--------|------|----------|-------|------|------|--------|-------|-------|-------|----------|-----|
| ## | Player | r | Total | | | 3-Pr | | | Rebounds | | | PF | TP | A | To | Blk | Stl | Min |
| | | | FG | FGA | FT | FTA | FG | FGA | FT | FTA | Off | | | | | | | |
| 03 | Destiny Elliott | f | 6-13 | 6-11 | 3-3 | 2 | 4 | 6 | 3 | 21 | 1 | 4 | 0 | 0 | 0 | 0 | 30 | |
| 15 | Chloe Long | f | 0-1 | 0-0 | 0-0 | 0 | 2 | 2 | 0 | 0 | 3 | 4 | 1 | 1 | 0 | 0 | 26 | |
| 00 | Brittany Webster | f | 0-1 | 0-0 | 0-0 | 0 | 1 | 2 | 0 | 0 | 0 | 1 | 0 | 0 | 0 | 0 | 16 | |
| 00 | Taylor Hawks | g | 3-10 | 3-6 | 3-4 | 1 | 3 | 4 | 3 | 12 | 4 | 4 | 0 | 3 | 0 | 0 | 26 | |
| 11 | Kiana Johnson | g | 3-5 | 0-0 | 0-0 | 1 | 1 | 2 | 1 | 6 | 1 | 2 | 0 | 2 | 0 | 0 | 36 | |
| 05 | Nekiyah Thompson | g | 0-2 | 0-1 | 2-2 | 0 | 1 | 0 | 2 | 1 | 2 | 1 | 2 | 0 | 0 | 0 | 14 | |
| 04 | McKenna Lawrence | g | 0-1 | 0-1 | 0-0 | 1 | 2 | 3 | 0 | 0 | 1 | 1 | 0 | 0 | 0 | 0 | 6 | |
| 22 | Jayla Walker | g | 0-4 | 0-4 | 0-0 | 0 | 3 | 3 | 0 | 0 | 0 | 1 | 0 | 0 | 0 | 0 | 16 | |
| 23 | Jessie Day | g | 2-5 | 2-4 | 0-0 | 0 | 2 | 2 | 6 | 0 | 1 | 0 | 1 | 0 | 0 | 0 | 17 | |
| 24 | Yarnia Johnson | g | 2-4 | 2-4 | 0-0 | 0 | 0 | 0 | 0 | 6 | 1 | 4 | 1 | 1 | 0 | 0 | 8 | |
| 34 | Winnie Kumi | g | 0-1 | 0-0 | 0-0 | 0 | 1 | 1 | 2 | 0 | 0 | 0 | 0 | 0 | 0 | 0 | 5 | |
| Team | | | | | | 1 | | | 3 | | | | | | | | | |
| Totals | | | 16-47 | 13-31 | 8-9 | 7 | 23 | 30 | 14 | 53 | 13 | 27 | 2 | 8 | 200 | | | |
| 1st FG %: | | | 31.0 | 36.0% | 2nd: | 31.3 | 33.0% | 3rd: | 31.0 | 36.0% | 4th: | 31.4 | 59.0% | Game: | 16-47 | 34.0% | Deadball | |
| 1st 3P %: | | | 1.4 | 25.0% | 2nd: | 3.0 | 13.3% | 3rd: | 2.6 | 40.0% | 4th: | 3.3 | 53.8% | Game: | 13.33 | 40.0% | Rebounds | |
| 1st FT %: | | | 2.0 | 60.0% | 2nd: | 2.0 | 100.0% | 3rd: | 3.4 | 75.0% | 4th: | 3.3 | 100.0% | Game: | 8-9 | 88.9% | Rebounds | |

| Auburn 62 • 6-3,0-0 SEC | | | | | | | | | | | | | | | | | | |
|-------------------------|--------------------|---|-------|-------|-------|------|-------|------|----------|--------|------|------|-------|-------|-------|-------|----------|-----|
| ## | Player | r | Total | | | 3-Pr | | | Rebounds | | | PF | TP | A | To | Blk | Stl | Min |
| | | | FG | FGA | FT | FTA | FG | FGA | FT | FTA | Off | | | | | | | |
| 10 | Kiyae' White | f | 1-2 | 0-0 | 1-2 | 2 | 6 | 8 | 1 | 3 | 1 | 1 | 0 | 2 | 0 | 0 | 18 | |
| 20 | Unique Thompson | f | 7-13 | 0-0 | 6-8 | 6 | 4 | 10 | 2 | 15 | 1 | 5 | 1 | 3 | 0 | 0 | 30 | |
| 00 | Daisa Alexander | g | 5-10 | 0-2 | 0-0 | 0 | 6 | 6 | 1 | 10 | 0 | 4 | 0 | 3 | 0 | 0 | 30 | |
| 05 | Brooke Moore | g | 2-8 | 1-5 | 6-6 | 1 | 2 | 2 | 11 | 2 | 2 | 0 | 3 | 0 | 0 | 0 | 25 | |
| 13 | Lauren Hansen | g | 2-9 | 2-7 | 0-0 | 0 | 2 | 2 | 1 | 6 | 2 | 3 | 0 | 1 | 0 | 0 | 26 | |
| 01 | Robyn Benton | g | 2-5 | 0-1 | 0-0 | 1 | 2 | 1 | 4 | 1 | 0 | 0 | 1 | 0 | 0 | 0 | 19 | |
| 02 | Sania Wells | g | 2-0 | 0-0 | 0-0 | 0 | 0 | 0 | 0 | 0 | 0 | 1 | 0 | 0 | 0 | 0 | 3 | |
| 03 | Annie Hughes | g | 0-0 | 0-0 | 0-0 | 1 | 0 | 1 | 2 | 0 | 1 | 2 | 0 | 0 | 0 | 0 | 13 | |
| 24 | Erin Howard | g | 1-5 | 1-3 | 0-0 | 0 | 0 | 0 | 0 | 1 | 3 | 0 | 0 | 1 | 0 | 0 | 21 | |
| 30 | M. Robinson-Nwaquu | g | 1-2 | 1-1 | 0-0 | 0 | 1 | 1 | 3 | 0 | 3 | 0 | 1 | 0 | 0 | 0 | 14 | |
| 25 | Natalie Kelly | g | 1-1 | 0-0 | 0-0 | 0 | 1 | 1 | 0 | 2 | 0 | 0 | 0 | 0 | 0 | 0 | 1 | |
| Team | | | | | | 0 | | | 3 | | | | | | | | | |
| Totals | | | 22-55 | 5-19 | 13-16 | 12 | 24 | 36 | 12 | 62 | 8 | 21 | 2 | 14 | 200 | | | |
| 1st FG %: | | | 41.3 | 46.2% | 2nd: | 31.5 | 25.0% | 3rd: | 61.2 | 50.0% | 4th: | 71.5 | 46.7% | Game: | 22-55 | 40.0% | Deadball | |
| 1st 3P %: | | | 2.5 | 40.0% | 2nd: | 2.8 | 25.0% | 3rd: | 1.3 | 33.3% | 4th: | 0.3 | 0.0% | Game: | 5.19 | 26.3% | Rebounds | |
| 1st FT %: | | | 2.3 | 66.7% | 2nd: | 3.4 | 75.0% | 3rd: | 5.5 | 100.0% | 4th: | 3.4 | 75.0% | Game: | 13-16 | 81.3% | Rebounds | |

Officials: Saif Esho, Paulani Spurlock, Joseph Vesizy
Technical Fouls: Jacksonville-St. None, Auburn-Brooke Moore.
Attendance: 1827

| Score by periods | 1st | 2nd | 3rd | 4th | Total |
|------------------|-----|-----|-----|-----|-------|
| Jacksonville St. | 7 | 11 | 11 | 24 | 53 |
| Auburn | 16 | 11 | 18 | 17 | 62 |

Last FG - JSU 4th-00:13, AU 4th-00:59.
Largest lead - JSU None, AU by 18-4th-04:03.
JSU led for 00:00, AU led for 37:42. Game was tied for 02:10.

Points In Off 2nd Fast Bench
JSU 20 27 22 6 12
AU 22 27 22 6 12

Score tied - 0 times.
Lead changed - 0 times.

Game 12: Jan. 2, 2020

Vanderbilt 77, Auburn 55

Memorial Gym
Nashville, Tenn.

Official Basketball Box Score -- Game Totals -- Final Statistics
Auburn vs Vanderbilt
01/02/20 7:00 pm at Memorial Gym - Nashville, Tenn.

| Auburn 55 • 6-6,0-1 SEC | | | | | | | | | | | | | | | | | | |
|-------------------------|--------------|---|-------|-----|----|------|----|-----|----------|-----|-----|----|----|---|----|-----|-----|-----|
| ## | Player | r | Total | | | 3-Pr | | | Rebounds | | | PF | TP | A | To | Blk | Stl | Min |
| | | | FG | FGA | FT | FTA | FG | FGA | FT | FTA | Off | | | | | | | |
| 10 | Kiyae' White | | | | | | | | | | | | | | | | | |

Game 13: Jan. 5, 2020 #20 Arkansas 86, Auburn 70

Auburn Arena Auburn, Ala.

Official Basketball Box Score -- Game Totals -- Final Statistics
Arkansas vs Auburn
01/05/20 1:00 pm at Auburn Arena -- Auburn, Ala.

| # | Player | Total | | 3-Pr | | Rebounds | | PF | TP | A | T | Bk | Stl | Min | |
|--------|-----------------|-------|-----|------|-----|----------|-----|----|----|----|----|----|-----|-----|-----|
| | | FG | FGA | FT | FTA | Off | Def | | | | | | | | |
| 24 | Taylah Thomas | 4 | 4 | 0 | 0 | 0 | 1 | 1 | 2 | 8 | 1 | 2 | 0 | 1 | 21 |
| 02 | Alexis Toirefe | 4 | 13 | 2 | 8 | 1 | 2 | 6 | 8 | 11 | 1 | 4 | 0 | 3 | 31 |
| 23 | Amber Ramirez | 9 | 18 | 7 | 14 | 0 | 0 | 4 | 1 | 25 | 1 | 1 | 0 | 1 | 34 |
| 31 | Chelsea Dungee | 6 | 10 | 2 | 2 | 5 | 5 | 1 | 3 | 4 | 0 | 19 | 3 | 3 | 4 |
| 43 | Makayla Daniels | 4 | 6 | 1 | 2 | 4 | 0 | 2 | 2 | 13 | 4 | 2 | 0 | 1 | 27 |
| 00 | A'Yanna Gaudin | 0 | 2 | 0 | 1 | 0 | 0 | 1 | 0 | 2 | 0 | 0 | 0 | 0 | 13 |
| 01 | Marquesha Davis | 0 | 0 | 0 | 0 | 0 | 0 | 1 | 0 | 1 | 0 | 0 | 0 | 0 | 5 |
| 04 | Eryn Barnum | 0 | 2 | 0 | 0 | 0 | 0 | 1 | 4 | 5 | 0 | 0 | 0 | 0 | 7 |
| 10 | Kiera Williams | 4 | 4 | 0 | 0 | 2 | 1 | 3 | 1 | 8 | 0 | 0 | 0 | 0 | 12 |
| 13 | Gracey Spangler | 0 | 1 | 0 | 0 | 0 | 0 | 0 | 0 | 0 | 0 | 0 | 0 | 0 | 2 |
| 25 | Destinee Oberg | 0 | 0 | 0 | 0 | 0 | 0 | 0 | 0 | 0 | 0 | 0 | 0 | 0 | 3 |
| 52 | Rokia Dumbia | 1 | 2 | 0 | 0 | 0 | 0 | 0 | 0 | 2 | 1 | 0 | 1 | 1 | 12 |
| Team | | | | | | 3 | | 5 | | 8 | | | | 1 | |
| Totals | | 32 | 62 | 12 | 27 | 10 | 11 | 10 | 26 | 36 | 12 | 86 | 16 | 19 | 113 |

| | | | | | | | | | | | | | | | |
|-----------|-----|--------|------|-------|-------|-------|------|-------|-------|-------|----------|-------|------|-------|--------|
| 1st FG %: | 9.4 | 64.3% | 2nd: | 5.6 | 33.3% | 3rd: | 12.0 | 63.9% | 4th: | 5.3 | 46.2% | Game: | 32.0 | 51.6% | Deadb. |
| 3Pt %: | 5.4 | 83.3% | 1.6: | 16.7% | 4.0 | 40.0% | 9.5 | 40.0% | 10.1: | 44.4% | Rebounds | | | | |
| FT %: | 3.3 | 100.0% | 7.8 | 87.5% | 0.0 | 0.0% | 0.0 | 0.0% | 1.1: | 90.9% | 1 | | | | |

Auburn 70 • 6-7,0-2 SEC

| # | Player | Total | | 3-Pr | | Rebounds | | PF | TP | A | T | Bk | Stl | Min | |
|--------|--------------------|-------|-----|------|-----|----------|-----|----|----|----|----|----|-----|-----|--|
| | | FG | FGA | FT | FTA | Off | Def | | | | | | | | |
| 20 | Unique Thompson | 7 | 14 | 0 | 0 | 2 | 3 | 6 | 5 | 1 | 2 | 0 | 3 | 30 | |
| 24 | Erin Howard | 2 | 9 | 0 | 5 | 0 | 7 | 1 | 4 | 0 | 1 | 0 | 2 | 26 | |
| 00 | Daisa Alexander | 7 | 12 | 3 | 5 | 2 | 0 | 1 | 1 | 3 | 19 | 1 | 0 | 23 | |
| 03 | Annie Hughes | 1 | 6 | 0 | 1 | 0 | 1 | 2 | 1 | 2 | 0 | 0 | 0 | 19 | |
| 05 | Brooke Moore | 8 | 15 | 3 | 8 | 0 | 2 | 0 | 2 | 19 | 0 | 2 | 0 | 27 | |
| 01 | Robyn Benton | 2 | 7 | 1 | 2 | 1 | 2 | 6 | 3 | 1 | 0 | 4 | 0 | 20 | |
| 02 | Sania Wells | 0 | 0 | 0 | 0 | 0 | 0 | 1 | 0 | 0 | 1 | 0 | 0 | 1 | |
| 10 | Kiyae' White | 1 | 3 | 0 | 0 | 3 | 6 | 1 | 4 | 0 | 2 | 0 | 0 | 18 | |
| 13 | Lauren Hansen | 3 | 8 | 1 | 4 | 0 | 0 | 1 | 7 | 2 | 3 | 0 | 0 | 21 | |
| 30 | M. Robinson-Nwagwu | 2 | 11 | 0 | 0 | 1 | 1 | 3 | 3 | 1 | 0 | 0 | 0 | 13 | |
| 35 | Natalie Kelly | 0 | 0 | 0 | 0 | 0 | 0 | 0 | 0 | 0 | 0 | 0 | 0 | 2 | |
| Team | | | | | | 4 | | 9 | | 14 | | | | 4 | |
| Totals | | 27 | 66 | 9 | 26 | 7 | 13 | 20 | 35 | 15 | 70 | 16 | 19 | 111 | |

| | | | | | | | | | | | | | | | |
|-----------|-----|-------|------|-------|-------|-------|-----|-------|-------|-------|----------|-------|------|-------|--------|
| 1st FG %: | 4.3 | 30.8% | 2nd: | 6.2 | 31.5% | 3rd: | 8.5 | 53.9% | 4th: | 3.6 | 48.0% | Game: | 27.6 | 48.9% | Deadb. |
| 3Pt %: | 3.7 | 42.9% | 1.6: | 16.7% | 1.5 | 20.0% | 9.2 | 50.0% | 10.1: | 34.4% | Rebounds | | | | |
| FT %: | 2.2 | 50.0% | 2.8 | 40.0% | 0.0 | 0.0% | 0.0 | 50.0% | 1.3: | 53.8% | 4 | | | | |

Officials: Kevin Pethel, Eric Brewton, Dee Kanner
Technical fouls: Arkansas=None, Auburn=None.
Attendance: 1702

| Score by periods | 1st | 2nd | 3rd | 4th | Total |
|------------------|-----|-----|-----|-----|-------|
| Arkansas | 26 | 15 | 28 | 18 | 87 |
| Auburn | 12 | 15 | 20 | 13 | 70 |

Last FG - AR 4th-02:38, AU 4th-00:11.
Largest lead - AR by 27 4th-05:34, AU by 7 1st-07:08.
AR led for 35:10, AU led for 03:29. Game was tied for 01:13.

Score tied - 1 time.
Lead changed - 1 time.

AUBURN-- Daisa Alexander and Brooke Moore both scored 19 points, but Auburn fell to No. 20 Arkansas 86-70 Sunday in the home SEC opener at Auburn Arena.

The Tigers (6-7, 0-2 SEC) saw the Razorbacks (13-2, 2-0) jump out to a big early lead and never look back as Auburn was unable to slow down the SEC's top-scoring team.

Alexander and Moore shared the team lead with 19 points each and were Auburn's only two players in double-figures. Junior Unique Thompson saw her 13-game double-double streak come to an end as she pulled down a game-high 13 rebounds but was held to six points. Thompson also led the Tigers with six assists. Erin Howard had seven rebounds, and Robyn Benton added six points and a team-leading four steals.

Auburn shot 53 percent in the second half and finished at 41 percent for the game (27-66), but Arkansas was lights-out early and finished at 51.6 percent from the field (32-62). The Razorbacks also hit 12 3-pointers on 27 attempts and scored 24 points off 19 Auburn turnovers.

The Tigers jumped out to a quick lead, hitting 3-of-4 3-pointers to start the game with a 9-2 advantage. But Auburn would make just two of its next 14 3-point shots and score just three points the rest of the quarter. Meanwhile, the Razorbacks hit 5-of-6 from long range in the first quarter alone to take a 26-12 lead after one. Arkansas cooled a bit in the second quarter, but Auburn was unable to take advantage as the Razorbacks led 44-27 at the half.

Arkansas continued its hot shooting to the tune of 63.2 percent in the third quarter, scoring 28 points in the period to take a 72-47 lead after three. Auburn was able to force some turnovers in the fourth quarter and ended the game on an 11-0 run.

Amber Ramirez led Arkansas with 25 points, hitting seven 3-pointers. Chelsea Dungee added 19 points.

Game 14: Jan. 9, 2020 Florida 83, Auburn 63

Auburn Arena Auburn, Ala.

Official Basketball Box Score -- Game Totals -- Final Statistics
Florida vs Auburn
01/09/20 6:00 pm at Auburn Arena -- Auburn, Ala.

| # | Player | Total | | 3-Pr | | Rebounds | | PF | TP | A | T | Bk | Stl | Min | | |
|--------|-----------------------|-------|-----|------|-----|----------|-----|----|----|----|----|----|-----|-----|-----|----|
| | | FG | FGA | FT | FTA | Off | Def | | | | | | | | | |
| 12 | Zaida Williams | 4 | 7 | 0 | 0 | 0 | 1 | 3 | 4 | 1 | 8 | 0 | 1 | 0 | 29 | |
| 01 | Kiera Smith | 6 | 10 | 3 | 2 | 2 | 1 | 3 | 4 | 0 | 15 | 3 | 5 | 0 | 38 | |
| 03 | Lavender Brooks | 7 | 10 | 3 | 5 | 2 | 3 | 0 | 2 | 0 | 19 | 3 | 2 | 0 | 30 | |
| 24 | Kristina Moore | 5 | 6 | 1 | 1 | 1 | 2 | 0 | 2 | 1 | 12 | 1 | 2 | 0 | 22 | |
| 15 | Nina Rickards | 4 | 6 | 3 | 4 | 2 | 2 | 0 | 3 | 3 | 1 | 13 | 3 | 2 | 0 | 24 |
| 11 | Emanuelly de Oliveira | 0 | 2 | 0 | 0 | 0 | 0 | 1 | 2 | 1 | 0 | 1 | 1 | 0 | 13 | |
| 22 | Brylee Bartram | 2 | 3 | 0 | 0 | 0 | 0 | 0 | 0 | 0 | 6 | 1 | 2 | 0 | 15 | |
| 25 | Faith Dut | 0 | 0 | 0 | 0 | 0 | 0 | 0 | 0 | 0 | 0 | 0 | 0 | 0 | 1 | |
| 32 | Ariel Johnson | 4 | 5 | 0 | 1 | 2 | 2 | 0 | 4 | 4 | 2 | 1 | 0 | 2 | 18 | |
| 44 | Paige Robinson | 0 | 3 | 0 | 0 | 0 | 2 | 2 | 4 | 2 | 0 | 0 | 0 | 1 | 10 | |
| Team | | | | | | 2 | | 5 | | 8 | | | | 10 | | |
| Totals | | 32 | 52 | 10 | 17 | 9 | 11 | 7 | 23 | 30 | 8 | 83 | 13 | 17 | 112 | |

| | | | | | | | | | | | | | | | |
|-----------|------|-------|------|--------|-------|--------|------|-------|------|-------|----------|-------|-------|-------|--------|
| 1st FG %: | 8.12 | 66.7% | 2nd: | 8.14 | 57.1% | 3rd: | 9.44 | 64.3% | 4th: | 7.12 | 58.3% | Game: | 32.52 | 61.5% | Deadb. |
| 3Pt %: | 4.5 | 80.0% | 2.4: | 50.0% | 3.6 | 50.0% | 4.6 | 50.0% | 4.9 | 57.9% | Rebounds | | | | |
| FT %: | 1.2 | 50.0% | 3.3 | 100.0% | 1.1 | 100.0% | 0.0 | 0.0% | 9.11 | 81.8% | 1 | | | | |

Auburn 63 • 6-8,0-3 SEC

| # | Player | Total | | 3-Pr | | Rebounds | | PF | TP | A | T | Bk | Stl | Min | |
|--------|--------------------|-------|-----|------|-----|----------|-----|----|----|----|----|----|-----|-----|----|
| | | FG | FGA | FT | FTA | Off | Def | | | | | | | | |
| 20 | Unique Thompson | 4 | 8 | 0 | 0 | 2 | 2 | 7 | 3 | 10 | 3 | 10 | 2 | 0 | 1 |
| 24 | Erin Howard | 3 | 6 | 0 | 0 | 0 | 0 | 2 | 9 | 1 | 1 | 0 | 4 | 32 | |
| 03 | Annie Hughes | 1 | 3 | 0 | 0 | 0 | 0 | 0 | 0 | 0 | 0 | 0 | 0 | 18 | |
| 05 | Brooke Moore | 6 | 12 | 2 | 6 | 0 | 1 | 1 | 0 | 14 | 1 | 3 | 0 | 1 | 32 |
| 13 | Lauren Hansen | 3 | 8 | 1 | 5 | 0 | 0 | 1 | 2 | 2 | 7 | 2 | 5 | 0 | 1 |
| 01 | Robyn Benton | 1 | 6 | 0 | 3 | 0 | 0 | 1 | 1 | 2 | 2 | 3 | 1 | 1 | 0 |
| 02 | Sania Wells | 2 | 3 | 0 | 1 | 0 | 1 | 2 | 2 | 4 | 0 | 0 | 0 | 0 | 23 |
| 10 | Kiyae' White | 2 | 7 | 0 | 0 | 0 | 0 | 0 | 0 | 0 | 0 | 0 | 0 | 18 | |
| 30 | M. Robinson-Nwagwu | 2 | 12 | 0 | 2 | 3 | 1 | 3 | 6 | 3 | 3 | 0 | 3 | 0 | 18 |
| 35 | Natalie Kelly | 0 | 0 | 0 | 0 | 0 | 1 | 1 | 0 | 0 | 0 | 0 | 1 | 1 | |
| Team | | | | | | 2 | | 5 | | 8 | | | | 10 | |
| Totals | | 24 | 61 | 7 | 29 | 8 | 11 | 15 | 29 | 16 | 63 | 12 | 16 | 113 | |

| | | | | | | | | | | | | | | | |
|-----------|------|--------|------|-------|-------|-------|------|--------|------|-------|----------|-------|-------|-------|--------|
| 1st FG %: | 4.14 | 28.6% | 2nd: | 6.13 | 61.5% | 3rd: | 5.13 | 38.5% | 4th: | 7.21 | 58.3% | Game: | 24.61 | 39.3% | Deadb. |
| 3Pt %: | 2.8 | 25.0% | 3.7 | 42.9% | 1.4 | 25.0% | 1.4 | 25.0% | 7.29 | 24.1% | Rebounds | | | | |
| FT %: | 2.2 | 100.0% | 0.0 | 0.0% | 0.7 | 57.1% | 1.2 | 100.0% | 6.11 | 72.9% | 2 | | | | |

Officials: Kylie Galloway, Carla Fountain, Michael McConnell
Technical fouls: Florida=None, Auburn=None.
Attendance: 1621

| Score by periods | 1st | 2nd | 3rd | 4th | Total |
|------------------|-----|-----|-----|-----|-------|
| Florida | 21 | 21 | 22 | 19 | 83 |
| Auburn | 12 | 19 | 15 | 17 | 63 |

Last FG - UF 4th-00:43, AU 4th-00:34.
Largest lead - UF by 24 3rd-06:50, AU by 2 1st-07:11.
UF led for 37:07, AU led for 00:50. Game was tied for 02:33.

Score tied - 2 times.
Lead changed - 2 times.

AUBURN-- Unique Thompson picked up her 13th double-double of the season, but Auburn was unable to overcome a hot-shooting Florida team Thursday night in an 83-63 loss at Auburn Arena.

Florida (11-5, 2-1 SEC) shot 61.5 percent from the field, including 58.8 percent from 3-point range, and also controlled the paint as Auburn (6-8, 0-3) fell behind early and was unable to recover.

Thompson was held scoreless in the first half but bounced back after halftime to finish with 10 points and 10 rebounds to extend her NCAA-leading double-double total. Brooke Moore was Auburn's leading scorer with 14 points. Kiyae' White added eight points and seven rebounds, and Erin Howard had four steals.

Auburn shot 39.3 percent from the field and attempted a season-high 29 3-pointers, making seven (24.1%). Florida grabbed one more rebound than Auburn (30-29). The Tigers forced Florida into 17 turnovers but was only able to convert those into nine points. Florida, meanwhile, scored 26 points off 16 Auburn turnovers.

The teams traded baskets early, but the Gators ended the first quarter on a 14-5 run to take a 21-12 lead after 10 minutes. Auburn got within five midway through the second and had the chance to cut it to a two-possession game with a last shot, but a turnover led to a Florida layup at the buzzer and a 42-31 UF lead. Florida shot 61.5% from the floor (16-26) and 67% from 3-point range (6-9) in the first half.

An 13-0 run by the Gators to open the third quarter put the game out of reach as Florida turned its halftime advantage into a 55-31 lead just over three minutes into the second half.

Auburn was without the services of senior guard Daisa Alexander, who injured her ankle in Sunday's game vs. Arkansas. She was honored with a pregame ceremony that recognized her for scoring her 1,000th career point on Dec. 28 vs. Jacksonville State.

Game 15: Jan. 12, 2020 Alabama 75, Auburn 48

Auburn Arena Auburn, Ala.

Official Basketball Box Score -- Game Totals -- Final Statistics
Alabama vs Auburn
01/12/20 2:00 pm at Auburn Arena -- Auburn, Ala.

| # | Player | Total | | 3-Pr | | Rebounds | | PF | TP | A | T | Bk | Stl | Min | |
|----|----------------|-------|-----|------|-----|----------|-----|----|----|---|----|----|-----|-----|----|
| | | FG | FGA | FT | FTA | Off | Def | | | | | | | | |
| 22 | Aryah Copeland | 4 | 5 | 0 | 0 | 2 | 3 | 1 | 2 | 3 | 10 | 0 | 2 | 0 | 23 |
| 04 | Jasmine Walker | 8 | 18 | 4</ | | | | | | | | | | | |

Game 16: Jan. 19, 2020 Georgia 61, Auburn 50 Stegeman Coliseum Athens, Ga.

Official Basketball Box Score -- Game Totals -- Final Statistics
Auburn vs Georgia
01/19/20 2:00 pm at Athens, GA

Auburn 50 • 6-10, 0-5 SEC

| # | Player | Total | | 3-Ptr | | Rebounds | | PF | TP | A | TO | Bk | Stl | Min |
|--------|--------------------|-------|------|-------|-----|----------|-----|----|----|---|----|----|-----|-----|
| | | FG | FGA | FT | FTA | Off | Def | | | | | | | |
| 20 | Unique Thompson | 2-9 | 0-0 | 9-13 | 4 | 7 | 11 | 13 | 2 | 0 | 1 | 1 | 3 | 28 |
| 24 | Erin Howard | 1-7 | 0-4 | 0-0 | 1 | 3 | 4 | 2 | 0 | 2 | 0 | 0 | 0 | 22 |
| 00 | Daisa Alexander | 6-14 | 0-1 | 5-8 | 1 | 2 | 3 | 1 | 17 | 1 | 4 | 0 | 3 | 34 |
| 01 | Robyn Benton | 4-9 | 2-4 | 2-2 | 2 | 3 | 5 | 4 | 12 | 1 | 1 | 1 | 3 | 33 |
| 05 | Brooke Moore | 0-8 | 0-2 | 2-2 | 1 | 2 | 3 | 1 | 2 | 1 | 2 | 0 | 0 | 29 |
| 02 | Sania Wells | 0-0 | 0-0 | 0-0 | 0 | 0 | 0 | 0 | 0 | 0 | 0 | 0 | 0 | 3 |
| 03 | Annie Hughes | 0-0 | 0-0 | 0-0 | 0 | 0 | 0 | 0 | 0 | 0 | 0 | 0 | 0 | 7 |
| 10 | Kiyae White | 2-3 | 0-0 | 0-0 | 0 | 1 | 1 | 4 | 0 | 2 | 0 | 1 | 1 | 15 |
| 13 | Lauren Hansen | 0-2 | 0-1 | 0-0 | 0 | 3 | 3 | 0 | 0 | 2 | 0 | 0 | 0 | 13 |
| 30 | M. Robinson-Nwagwu | 0-1 | 0-0 | 0-0 | 0 | 1 | 1 | 0 | 0 | 0 | 0 | 0 | 0 | 6 |
| Team | | | | | | | | | | | | | | |
| Totals | | 15-53 | 2-12 | 18-25 | 12 | 23 | 35 | 15 | 50 | 5 | 17 | 2 | 12 | 200 |

| | | | | | | | | | | | | | | | |
|-----------|------|-------|-------|------|-------|--------|------|-------|--------|-------|-------|--------|-------|-------|----------|
| 1st FG %: | 5-14 | 35.7% | 2nd: | 5-14 | 35.7% | 3rd: | 3-11 | 27.3% | 4th: | 2-14 | 14.3% | Game: | 15-53 | 28.3% | Deatball |
| 3Pt %: | 0-0 | 0.0% | FT %: | 9-13 | 69.2% | Reb %: | 21.2 | 16.7% | Off %: | 18.25 | 72.0% | Def %: | 16.75 | 59.0% | 2 |

Georgia 61 • 11-7, 2-3 SEC

| # | Player | Total | | 3-Ptr | | Rebounds | | PF | TP | A | TO | Bk | Stl | Min |
|--------|------------------|-------|------|-------|-----|----------|-----|----|----|----|----|----|-----|-----|
| | | FG | FGA | FT | FTA | Off | Def | | | | | | | |
| 03 | Stephanie Paul | 1-2 | 0-0 | 3-4 | 2 | 4 | 6 | 4 | 7 | 0 | 2 | 1 | 2 | 29 |
| 14 | Jenna Staiti | 1-3 | 0-0 | 0-0 | 1 | 2 | 3 | 0 | 2 | 1 | 2 | 2 | 1 | 15 |
| 02 | Gabby Connolly | 1-5 | 1-4 | 0-0 | 0 | 3 | 3 | 4 | 3 | 0 | 4 | 1 | 1 | 22 |
| 11 | Maya Caldwell | 3-9 | 0-5 | 3-4 | 2 | 1 | 3 | 2 | 9 | 0 | 2 | 0 | 1 | 14 |
| 07 | Que Morrison | 3-7 | 0-2 | 0-0 | 2 | 6 | 8 | 2 | 6 | 2 | 0 | 0 | 3 | 34 |
| 01 | Chloe Chapman | 1-2 | 0-0 | 0-0 | 0 | 4 | 4 | 2 | 2 | 2 | 2 | 0 | 1 | 17 |
| 10 | Camille Hise | 1-6 | 0-3 | 0-0 | 0 | 0 | 2 | 1 | 1 | 1 | 0 | 0 | 0 | 12 |
| 20 | Jordan Isaacs | 2-3 | 0-0 | 1-1 | 4 | 4 | 1 | 5 | 0 | 0 | 0 | 0 | 0 | 9 |
| 21 | Shanyia Jones | 9-15 | 3-9 | 0-2 | 0 | 0 | 0 | 0 | 1 | 21 | 1 | 2 | 0 | 21 |
| 22 | Malury Bates | 2-2 | 0-0 | 3-3 | 6 | 2 | 4 | 0 | 2 | 0 | 3 | 1 | 16 | |
| 35 | Jaymyn Nicholson | 0-0 | 0-0 | 0-0 | 1 | 3 | 2 | 0 | 1 | 0 | 0 | 0 | 1 | 11 |
| Team | | | | | | | | | | | | | | |
| Totals | | 25-58 | 4-23 | 7-11 | 11 | 30 | 41 | 20 | 61 | 16 | 18 | 10 | 11 | 200 |

| | | | | | | | | | | | | | | | |
|-----------|------|-------|-------|------|-------|--------|-------|--------|--------|------|-------|--------|-------|-------|----------|
| 1st FG %: | 3-13 | 23.1% | 2nd: | 7-14 | 50.0% | 3rd: | 10-18 | 55.6% | 4th: | 5-13 | 38.5% | Game: | 25-58 | 43.1% | Deatball |
| 3Pt %: | 0-0 | 0.0% | FT %: | 3-4 | 75.0% | Reb %: | 33.0 | 100.0% | Off %: | 4.23 | 17.4% | Def %: | 7.11 | 63.6% | 3 |

Officials: Metta Christensen, Felicia Grinter, Tina Napier
Technical fouls: Auburn-None, Georgia-None.
Attendance: 4888

| Score by periods | Auburn | | | | Total | Points | In | Off | 2nd | Fast |
|------------------|--------|-----|-----|-----|-------|--------|----|-----|-----|------|
| | 1st | 2nd | 3rd | 4th | | | | | | |
| Auburn | 17 | 12 | 10 | 11 | 50 | 16 | 9 | 11 | 4 | 4 |
| Georgia | 9 | 16 | 23 | 13 | 61 | 19 | 16 | 19 | 12 | 19 |

Last FG - AU 4th-00:30, UG 4th-01:45.
Largest lead - AU by 10 1st-05:13, UG by 17 4th-05:18.
AU led for 22:55, UG led for 15:54. Game was tied for 0:01.

ATHENS, Ga.-- Auburn played its best first half of basketball in SEC play but was unable to sustain its strong play for 40 minutes as Georgia pulled away late for a 61-50 win Sunday afternoon at Stegeman Coliseum.

After leading at the half for the first time in SEC play, the Tigers went ice cold in the second half, shooting just 20 percent in the final 20 minutes as Georgia went on a 19-3 run spanning the third and fourth quarters to put the game away.

Unique Thompson recorded her 15th double-double in 16 games with a 13-point, 11-rebound performance that saw most of her scoring come at the free-throw line; she made 9-of-13 attempts. Daisa Alexander made her return from an ankle injury that sidelined her the last two games, leading Auburn with 17 points. And Robyn Benton added a season-high 12 after making her first career start.

For the game, Auburn shot 28.3 percent, tying for their second-lowest percentage of the season. But it was the second half that was the difference - Auburn made just 5 of 25 shots from the field (20%) while Georgia hit 10-of-18 in the third quarter and 15-of-31 (48.3%) for the half.

The Tigers forced 18 Georgia turnovers but converted those into just nine points, all in the first half. Georgia scored 19 points off 17 Auburn turnovers and outscored the Tigers on fast breaks 19-4.

Auburn led 29-25 at the half; it was the Tigers' first halftime lead in SEC play. It was as much as a 10-point lead for the Tigers at two different points in the first half. Auburn sprinted to a 14-4 lead in the first five minutes but saw Georgia close to 17-9 at the end of the first. The lead was back to 10 at 21-11 on a pair of Thompson free throws with 7:30 left in the second, but the Bulldogs went on an 11-4 run to get within as few as two.

Georgia took its first lead with 6:35 to play at 34-33. After the Bulldogs extended it to four at 38-34, Benton hit a 3-pointer with 4:33 left in the quarter to pull within one at 38-37. From there, Auburn missed its next 13 shots while Georgia made 8-of-10 to build a lead it would not relinquish.

Game 17: Jan. 23, 2020 Auburn 59, Ole Miss 43 Auburn Arena Auburn, Ala.

Official Basketball Box Score -- Game Totals -- Final Statistics
Ole Miss vs Auburn
01/23/20 6:00 pm at Auburn Arena -- Auburn, Ala.

Ole Miss 43 • 7-12, 0-6 SEC

| # | Player | Total | | 3-Ptr | | Rebounds | | PF | TP | A | TO | Bk | Stl | Min |
|--------|-----------------|-------|------|-------|-----|----------|-----|----|----|---|----|----|-----|-----|
| | | FG | FGA | FT | FTA | Off | Def | | | | | | | |
| 20 | Iyanla Kitchens | 2-4 | 0-0 | 0-0 | 3 | 3 | 6 | 4 | 4 | 0 | 4 | 1 | 1 | 27 |
| 02 | Mimi Reid | 1-6 | 0-3 | 1-2 | 1 | 3 | 4 | 2 | 3 | 6 | 1 | 0 | 2 | 34 |
| 11 | Tobee Rankin | 2-5 | 0-0 | 0-0 | 2 | 1 | 3 | 2 | 4 | 1 | 1 | 0 | 0 | 22 |
| 200 | Jayla Alexander | 3-10 | 2-6 | 0-0 | 1 | 5 | 6 | 2 | 8 | 1 | 1 | 0 | 2 | 32 |
| 44 | Torri Lewis | 1-7 | 1-7 | 0-0 | 1 | 3 | 4 | 0 | 3 | 1 | 1 | 0 | 1 | 14 |
| 13 | Dominique Banks | 1-4 | 0-0 | 0-0 | 2 | 4 | 6 | 3 | 2 | 0 | 2 | 0 | 1 | 13 |
| 21 | Taylor Smith | 3-11 | 0-2 | 1-2 | 0 | 3 | 3 | 0 | 7 | 0 | 2 | 0 | 3 | 31 |
| 25 | Bryn Parker | 0-1 | 0-0 | 0-0 | 0 | 0 | 0 | 0 | 0 | 0 | 2 | 0 | 0 | 8 |
| 31 | Deja Caece | 4-14 | 4-11 | 0-0 | 0 | 1 | 0 | 12 | 0 | 3 | 0 | 2 | 19 | |
| Team | | | | | | | | | | | | | | |
| Totals | | 17-62 | 7-29 | 2-4 | 10 | 27 | 37 | 13 | 43 | 9 | 18 | 1 | 12 | 200 |

| | | | | | | | | | | | | | | | |
|-----------|------|-------|-------|------|-------|--------|------|-------|--------|------|-------|--------|-------|-------|----------|
| 1st FG %: | 7-17 | 41.2% | 2nd: | 5-14 | 35.7% | 3rd: | 5-16 | 31.3% | 4th: | 4-15 | 26.7% | Game: | 17-62 | 27.4% | Deatball |
| 3Pt %: | 0-0 | 0.0% | FT %: | 2-4 | 50.0% | Reb %: | 31.6 | 50.0% | Off %: | 7.29 | 24.1% | Def %: | 24.4 | 50.0% | 1 |

Auburn 59 • 7-10, 1-5 SEC

| # | Player | Total | | 3-Ptr | | Rebounds | | PF | TP | A | TO | Bk | Stl | Min |
|--------|--------------------|-------|------|-------|-----|----------|-----|----|----|----|----|----|-----|-----|
| | | FG | FGA | FT | FTA | Off | Def | | | | | | | |
| 20 | Unique Thompson | 3-10 | 0-0 | 4-4 | 5 | 8 | 13 | 1 | 10 | 1 | 2 | 0 | 0 | 27 |
| 24 | Erin Howard | 1-6 | 0-4 | 1-2 | 1 | 4 | 5 | 2 | 3 | 1 | 3 | 0 | 2 | 29 |
| 00 | Daisa Alexander | 2-10 | 1-4 | 2-3 | 3 | 7 | 10 | 1 | 7 | 3 | 3 | 1 | 2 | 33 |
| 01 | Robyn Benton | 5-13 | 3-8 | 4-4 | 4 | 2 | 6 | 1 | 17 | 3 | 1 | 0 | 2 | 29 |
| 05 | Brooke Moore | 4-12 | 2-4 | 0-0 | 3 | 1 | 4 | 0 | 0 | 1 | 0 | 0 | 2 | 24 |
| 02 | Sania Wells | 0-0 | 0-0 | 0-0 | 0 | 0 | 0 | 0 | 0 | 0 | 1 | 0 | 0 | 3 |
| 03 | Annie Hughes | 0-2 | 0-2 | 0-0 | 0 | 1 | 1 | 0 | 0 | 0 | 0 | 0 | 0 | 6 |
| 10 | Kiyae White | 2-3 | 0-0 | 1-2 | 3 | 6 | 9 | 2 | 5 | 0 | 0 | 0 | 1 | 25 |
| 13 | Lauren Hansen | 1-4 | 0-1 | 0-0 | 0 | 1 | 1 | 2 | 7 | 1 | 3 | 0 | 3 | 17 |
| 30 | M. Robinson-Nwagwu | 0-1 | 0-0 | 0-0 | 0 | 1 | 1 | 0 | 0 | 1 | 2 | 0 | 0 | 7 |
| Team | | | | | | | | | | | | | | |
| Totals | | 20-66 | 7-27 | 12-15 | 19 | 36 | 55 | 9 | 59 | 11 | 17 | 1 | 12 | 200 |

| | | | | | | | | | | | | | | | |
|-----------|------|-------|-------|-----|-------|--------|------|-------|--------|------|-------|--------|-------|-------|----------|
| 1st FG %: | 5-15 | 33.3% | 2nd: | 2-8 | 25.0% | 3rd: | 5-14 | 35.7% | 4th: | 7-19 | 36.8% | Game: | 20-66 | 29.3% | Deatball |
| 3Pt %: | 0-0 | 0.0% | FT %: | 3-4 | 75.0% | Reb %: | 31.6 | 50.0% | Off %: | 7.29 | 24.1% | Def %: | 24.4 | 50.0% | 1 |

Officials: Laura Morris, Amy Bonner, Beverly Roberts
Technical fouls: Ole Miss-None, Auburn-None.
Attendance: 1483

| Score by periods | Auburn | | | | Total | Points | In | Off | 2nd | Fast | |
|------------------|--------|-----|-----|-----|-------|--------|----|-----|-----|------|----|
| | 1st | 2nd | 3rd | 4th | | | | | | | |
| Ole Miss | 19 | 2 | 14 | 9 | 43 | 16 | 14 | 15 | 9 | 3 | 21 |
| Auburn | 17 | 4 | 17 | 21 | 59 | 16 | 14 | 7 | 12 | 12 | |

Last FG - OM 4th-00:00, AU 4th-02:28.
Largest lead - OM by 6 1st-02:05, AU by 19 4th-01:30.
OM led for 07:37, AU led for 31:07. Game was tied for 0:16.

AUBURN-- Auburn put together one of its best defensive efforts of the season and pulled away in the fourth quarter as the Tigers defeated Ole Miss 59-43 Thursday night at Auburn Arena.

The Tigers (7-10, 1-5 SEC) earned their first SEC win of the year and snapped a five-game losing streak as a four-point lead at the end of the third quarter ballooned to as much as 19 in the fourth as Auburn outscored Ole Miss (7-12, 0-6) 21-9 in the final period.

Sophomore Robyn Benton led the Tigers with a career-high 17 points along with a career-best six rebounds, hitting three 3-pointers and going 4-for-4 at the free-throw line. She also shared the team lead with three assists and had a pair of steals in her second career start.

Unique Thompson made a pair of late free throws to secure her NCAA-leading 16th double-double in 17 games, racking up 10 points and 13 rebounds. Brooke Moore scored 10 points, all in the second half, to give the Tigers three players in double figures. And Daisa Alexander had a career-high 10 rebounds along with seven points, three assists and two steals.

Auburn had another rough night from the floor, shooting 30.3 percent, but knocked down seven 3-pointers and was 12-of-15 at the free-throw line. The Tigers held Ole Miss to 27.4 percent from the floor, the lowest by an Auburn opponent this season, and were able to keep the Rebels away from the foul line as they attempted just four free throws.

The Tigers grabbed a season-high 55 rebounds, their most since pulling down 57 in an overtime game at Marquette in 2015. Auburn also scored a season-high 12 points on fast breaks.

The Tigers grabbed a season-high 55 rebounds, their most since pulling down 57 in an overtime game at Marquette in 2015. Auburn also scored a season-high 12 points on fast breaks.

Game 18: Jan. 27, 2020 No. 12 Kentucky 68, Auburn 61 Memorial Coliseum Lexington, Ky.

Official Basketball Box Score -- Game Totals -- Final Statistics
Auburn vs Kentucky
01/27/20 7:00 pm at Lexington, KY

Auburn 61 • 7-11, 1-6 SEC

| # | Player | Total | | 3-Ptr | | Rebounds | | PF | TP | A | TO | Bk | Stl | Min |
|----|-----------------|-------|-----|-------|-----|----------|-----|-----|----|---|----|----|-----|-----|
| | | FG | FGA | FT | FTA | Off | Def | | | | | | | |
| 20 | Unique Thompson | 11-14 | 0-0 | 5-7 | 9 | 6 | 15 | 1 | 27 | 1 | 4 | 1 | 3 | 36 |
| 24 | Erin Howard | 3-6 | 2-5 | 1-1 | 2 | 4 | 6 | 4 | 9 | 3 | 4 | 0 | 1 | 28 |
| 00 | Daisa Alexander | 4-14 | 0-3 | 0-0 | 1 | 2 | 3 | 2 | 8 | 7 | 6 | 0 | 1 | 33 |
| 01 | Robyn Benton | 4-9 | 1-2 | 0-0 | 1 | 1 | 2 | 4 | 9 | 1 | 2 | 0 | 1 | 28 |
| 05 | Brooke Moore | 1-7 | 1-4 | 0-0 | 0 | 2 | 2 | 0</ | | | | | | |

Game 19: Jan. 30, 2020

#9 Mississippi State 78, Auburn 73

Humphrey Coliseum
Starkville, Miss.

Official Basketball Box Score -- Game Totals -- Final Statistics
Auburn vs Mississippi St.
01/30/20 7:00 pm at Starkville, MS

| # | Player | Total | | | 3-Pr | | | Rebounds | | | PF | TP | A | TO | Bk | Stl | Min |
|--------|--------------------|-------|------|-------|------|----|-----|----------|-----|-----|----|----|-----|----|----|-----|-----|
| | | FG | FGA | FT | FTA | FG | FGA | FT | FTA | Off | | | | | | | |
| 20 | Unique Thompson | 7-12 | 0-0 | 7-8 | 4 | 7 | 11 | 3 | 21 | 2 | 4 | 1 | 2 | 37 | | | |
| 24 | Erin Howard | 1-4 | 0-2 | 0-0 | 2 | 2 | 4 | 1 | 2 | 2 | 3 | 0 | 1 | 19 | | | |
| 00 | Daisa Alexander | 8-18 | 4-5 | 0-0 | 0 | 4 | 4 | 20 | 1 | 3 | 0 | 2 | 36 | | | | |
| 01 | Robyn Benton | 5-10 | 1-2 | 3-4 | 1 | 2 | 3 | 14 | 1 | 5 | 0 | 6 | 31 | | | | |
| 13 | Lauren Hansen | 0 | 1-2 | 1-1 | 0 | 1 | 1 | 2 | 3 | 2 | 2 | 0 | 19 | | | | |
| 02 | Sania Wells | 3-6 | 0-1 | 2-4 | 1 | 2 | 3 | 8 | 1 | 1 | 0 | 0 | 21 | | | | |
| 03 | Annie Hughes | 1-1 | 0-0 | 0-0 | 0 | 0 | 0 | 2 | 0 | 1 | 0 | 0 | 9 | | | | |
| 10 | Kiyae' White | 1-1 | 0-0 | 1-2 | 1 | 4 | 5 | 4 | 3 | 0 | 2 | 1 | 22 | | | | |
| 30 | M. Robinson-Nwagwu | 0-1 | 0-0 | 0-0 | 0 | 0 | 0 | 1 | 0 | 0 | 0 | 0 | 4 | | | | |
| 35 | Natalie Kelly | 0-0 | 0-0 | 0-0 | 0 | 0 | 0 | 0 | 0 | 0 | 0 | 0 | 2 | | | | |
| Team | | 3 | | 1 | | 2 | | 2 | | 2 | | 2 | | | | | |
| Totals | | 27-55 | 6-12 | 13-18 | 12 | 22 | 34 | 71 | 9 | 24 | 2 | 13 | 200 | | | | |

1st FG %: 5.0 50.0% 2nd: 10-17 58.8% 3rd: 5-10 50.0% 4th: 7-18 38.9% Game: 27-55 49.1% Deadball
3Pt %: 0.0 0.0% 3-5 60.0% 2-2 100.0% 0-0 0.0% 0-1 0.0% 1-7 14.3% 3-3 100.0% Rebounds
FT %: 3.5 60.0% 2-2 100.0%

Mississippi St. 78 • 19-3,7-1 SEC

| # | Player | Total | | | 3-Pr | | | Rebounds | | | PF | TP | A | TO | Bk | Stl | Min |
|--------|----------------------|-------|-----|-------|------|----|-----|----------|-----|-----|----|----|-----|----|----|-----|-----|
| | | FG | FGA | FT | FTA | FG | FGA | FT | FTA | Off | | | | | | | |
| 04 | Jessica Carter | 5-7 | 0-0 | 3-5 | 2 | 1 | 3 | 5 | 13 | 0 | 1 | 0 | 1 | 28 | | | |
| 05 | Chloe Bibby | 4-10 | 0-3 | 0-0 | 0 | 2 | 2 | 8 | 1 | 3 | 0 | 1 | 26 | | | | |
| 01 | Myah Taylor | 0 | 1-1 | 0-1 | 0 | 1 | 1 | 3 | 2 | 2 | 4 | 0 | 27 | | | | |
| 10 | Jah'ya Hingo-Young | 1-5 | 0-0 | 2-2 | 2 | 2 | 4 | 1 | 4 | 3 | 0 | 1 | 17 | | | | |
| 11 | Yaria Wiggins | 0-2 | 0-1 | 0-0 | 0 | 1 | 1 | 0 | 2 | 3 | 1 | 0 | 10 | | | | |
| 02 | Andra Espinoza-Hunte | 1-3 | 1-2 | 0-0 | 1 | 0 | 1 | 0 | 3 | 2 | 2 | 0 | 10 | | | | |
| 03 | Alyah Matharu | 1-1 | 1-1 | 0-0 | 0 | 1 | 1 | 5 | 0 | 1 | 0 | 1 | 7 | | | | |
| 05 | Ricka Jackson | 10-14 | 0-0 | 2-2 | 1 | 3 | 4 | 1 | 22 | 0 | 3 | 0 | 32 | | | | |
| 20 | Yernyah Morris | 4-8 | 0-0 | 0-0 | 2 | 2 | 3 | 3 | 8 | 0 | 0 | 0 | 12 | | | | |
| 24 | Jordan Danberry | 5-7 | 1-1 | 2-4 | 1 | 5 | 6 | 3 | 13 | 5 | 1 | 0 | 29 | | | | |
| Team | | 3 | | 1 | | 2 | | 2 | | 2 | | 2 | | | | | |
| Totals | | 32-58 | 3-9 | 11-17 | 9 | 18 | 27 | 19 | 78 | 16 | 18 | 0 | 120 | | | | |

1st FG %: 7.6 43.8% 2nd: 6-15 53.3% 3rd: 10-15 66.7% 4th: 7-12 58.3% Game: 32-58 55.2% Deadball
3Pt %: 0.0 0.0% 2-4 50.0% 0-0 0.0% 0-0 0.0% 1-8 12.5% Rebounds
FT %: 0.0 0.0% 0-0 0.0% 0-0 0.0% 0-0 0.0% 0-1 0.0% 1-11 9.1%

Officials: Metta Christensen, Carri Fountain, Scott Varborough
Technical fouls: Auburn-None, Mississippi St.-None.
Attendance: 7249

| Score by periods | 1st | 2nd | 3rd | 4th | Total |
|------------------|-----|-----|-----|-----|-------|
| Auburn | 15 | 25 | 13 | 20 | 73 |
| Mississippi St. | 15 | 18 | 27 | 18 | 78 |

Last FG - AU 4th-00:24, MS 4th-00:38.
Largest lead - AU by 9 3rd-09:29, MS by 9 3rd-00:12.
AU led for 12:56, MS led for 21:48. Game was tied for 00:16.

STARKVILLE, Miss.-- One of the best all-around efforts of the season from the Auburn women's basketball team came up just short Thursday night as the Tigers dropped a 78-73 decision at No. 9 Mississippi State.

The Tigers had their best shooting night and scoring output in SEC play so far and led by as many as nine points early in the second half, but a string of Auburn turnovers late in the third quarter allowed the Bulldogs to pull ahead and stay there.

For just the second time this season, Auburn had two players top the 20-point mark. Unique Thompson led the way with a 21-point, 11-rebound effort, picking up her 18th double-double of the season and 38th of her career, moving her into a tie for second on the all-time Auburn list.

Daisa Alexander added 20 points, her fifth effort of 20 or more points this year, and matched her career-high with four 3-pointers on the night. Robyn Benton added 14 points to give Auburn three players in double-figures, and freshman Sania Wells, a Mississippi native, added a career-high eight points in a return to her home state.

The Tigers shot 49.1 percent from the field, their best in SEC play so far this year, hitting 27-of-55 attempts from the floor. Auburn was also 6-of-12 on 3-point attempts and out-rebounded a much taller Mississippi State team 34-27. But the Bulldogs shot 32-for-58 (55.2%) from the floor and forced Auburn into 24 turnovers, which turned into 24 MSU points. Auburn had one of its better nights scoring points off turnovers this year, though, scoring 21 off 18 MSU giveaways.

Game 20: Feb. 2, 2020

Auburn 70, Vanderbilt 62

Auburn Arena
Auburn, Ala.

Official Basketball Box Score -- Game Totals -- Final Statistics
Vanderbilt vs Auburn
02/02/20 2:00 pm at Auburn Arena -- Auburn, Ala.

| # | Player | Total | | | 3-Pr | | | Rebounds | | | PF | TP | A | TO | Bk | Stl | Min |
|--------|--------------------|-------|-----|------|------|----|-----|----------|-----|-----|----|----|-----|----|----|-----|-----|
| | | FG | FGA | FT | FTA | FG | FGA | FT | FTA | Off | | | | | | | |
| 23 | Koi Love | 9-21 | 0-0 | 4-6 | 4 | 7 | 11 | 3 | 22 | 1 | 9 | 0 | 1 | 36 | | | |
| 24 | Auburn Newby | 0-0 | 0-0 | 1-2 | 1 | 3 | 4 | 1 | 4 | 0 | 0 | 4 | 32 | | | | |
| 24 | Mariella Fasoulas | 8-13 | 0-0 | 1-2 | 2 | 3 | 5 | 2 | 17 | 0 | 0 | 0 | 31 | | | | |
| 02 | Cheslie Hall | 5-8 | 1-2 | 0-0 | 1 | 3 | 3 | 11 | 6 | 1 | 0 | 2 | 37 | | | | |
| 03 | Jordyn Cambridge | 0-1 | 0-2 | 0-0 | 0 | 4 | 4 | 3 | 2 | 8 | 4 | 0 | 29 | | | | |
| 12 | Demi Washington | 1-1 | 0-1 | 0-0 | 0 | 0 | 0 | 0 | 0 | 0 | 1 | 0 | 11 | | | | |
| 30 | Lealea Carter | 3-4 | 0-0 | 1-2 | 1 | 0 | 1 | 0 | 1 | 2 | 0 | 0 | 17 | | | | |
| 33 | Kiyae' White | 0-2 | 0-2 | 0-0 | 0 | 1 | 2 | 0 | 0 | 0 | 0 | 0 | 4 | | | | |
| 50 | M. Robinson-Nwagwu | 1-1 | 0-0 | 0-0 | 0 | 0 | 0 | 0 | 1 | 2 | 0 | 0 | 8 | | | | |
| Team | | 2 | | 2 | | 2 | | 2 | | 2 | | 2 | | | | | |
| Totals | | 27-55 | 1-7 | 7-12 | 11 | 23 | 34 | 18 | 62 | 17 | 22 | 0 | 120 | | | | |

1st FG %: 7.6 43.8% 2nd: 5-14 42.9% 3rd: 8-12 66.7% 4th: 6-14 42.9% Game: 27-55 49.1% Deadball
3Pt %: 0.0 0.0% 0-0 0.0% 0-0 0.0% 0-1 0.0% 1-7 14.3% 3-3 100.0% Rebounds
FT %: 0.0 0.0% 0-0 0.0%

Auburn 70 • 8-12,2-7 SEC

| # | Player | Total | | | 3-Pr | | | Rebounds | | | PF | TP | A | TO | Bk | Stl | Min |
|--------|--------------------|-------|------|-------|------|----|-----|----------|-----|-----|----|----|-----|----|----|-----|-----|
| | | FG | FGA | FT | FTA | FG | FGA | FT | FTA | Off | | | | | | | |
| 20 | Unique Thompson | 6-9 | 0-0 | 3-4 | 4 | 8 | 12 | 3 | 15 | 3 | 1 | 1 | 1 | 35 | | | |
| 24 | Erin Howard | 1-8 | 0-4 | 1-2 | 2 | 4 | 6 | 2 | 3 | 0 | 0 | 1 | 23 | | | | |
| 00 | Daisa Alexander | 5-14 | 1-6 | 7-7 | 0 | 0 | 0 | 2 | 18 | 4 | 5 | 0 | 33 | | | | |
| 01 | Robyn Benton | 0-14 | 1-5 | 2-2 | 4 | 2 | 6 | 4 | 13 | 3 | 0 | 2 | 32 | | | | |
| 13 | Lauren Hansen | 0-2 | 0-0 | 0-0 | 0 | 1 | 1 | 1 | 1 | 1 | 1 | 0 | 9 | | | | |
| 02 | Sania Wells | 0-2 | 0-0 | 0-0 | 0 | 0 | 0 | 0 | 0 | 0 | 0 | 0 | 9 | | | | |
| 03 | Annie Hughes | 1-3 | 1-2 | 0-0 | 0 | 0 | 0 | 0 | 3 | 0 | 1 | 0 | 8 | | | | |
| 10 | Kiyae' White | 0-0 | 0-0 | 0-0 | 0 | 0 | 0 | 0 | 0 | 0 | 0 | 0 | 13 | | | | |
| 30 | M. Robinson-Nwagwu | 0-0 | 0-0 | 0-0 | 0 | 0 | 0 | 0 | 0 | 0 | 0 | 1 | 2 | | | | |
| Team | | 4 | | 2 | | 2 | | 2 | | 2 | | 2 | | | | | |
| Totals | | 24-62 | 4-21 | 18-20 | 14 | 18 | 32 | 14 | 70 | 13 | 15 | 2 | 150 | | | | |

1st FG %: 7.17 41.2% 2nd: 7-13 53.8% 3rd: 6-18 33.3% 4th: 6-14 42.9% Game: 24-62 38.7% Deadball
3Pt %: 0.0 0.0% 2-2 100.0% 0-0 0.0% 0-0 0.0% 0-1 0.0% 1-2 50.0% Rebounds
FT %: 0.0 0.0% 0-0 0.0%

Officials: Eric Koch,Angelica Saffren,Cameron Inouye
Technical fouls: Vanderbilt-None, Auburn-None.
Attendance: 1728

| Score by periods | 1st | 2nd | 3rd | 4th | Total |
|------------------|-----|-----|-----|-----|-------|
| Vanderbilt | 15 | 13 | 18 | 16 | 62 |
| Auburn | 15 | 17 | 20 | 17 | 70 |

Last FG - AU 4th-00:32, AU 4th-03:22.
Largest lead - AU by 8 1st-05:18, AU by 13 3rd-03:47.
AU led for 10:18, AU led for 28:39. Game was tied for 00:58.

AUBURN-- Four players scored in double-figures, and the Auburn women's basketball team held off a late Vanderbilt rally and had their best free-throw shooting day of the season in a 70-62 win Sunday at Auburn Arena.

The Tigers (8-12, 2-7 SEC) avenged a 22-point loss a month ago in Nashville by forcing the Commodores (12-10, 2-7) into 22 turnovers and taking advantage of opportunities at the line, hitting 18-of-20 free throws on the day.

Senior Daisa Alexander and freshman Lauren Hansen tied for the Auburn lead with 18 points apiece. Alexander added four assists and three steals, and Hansen had two assists, two steals and a rebound. The two combined to go 12-of-12 at the charity stripe, with five of those coming in the closing second to seal the win.

Unique Thompson moved within one double-double of DeWanna Bonner's Auburn record with the 39th of her career and 19th of the season, scoring 15 points along with 12 rebounds. She also had three assists, a steal and a block. Robyn Benton gave the Tigers four players in double figures with a 13-point effort that included six rebounds and matched a career-high with six steals for the second straight game.

Auburn's 90-percent free-throw day was its best since shooting 92.3 percent (12-of-13) in a win over Nicholls State last season. Despite Vanderbilt out-shooting the Tigers 49.1 percent to 38.7 percent, Auburn held the Commodores at bay from long range, allowing Vandy to hit just one 3-pointer on the night; 40 of Vandy's 62 points came in the paint. The 'Dores had two more rebounds than Auburn, but the Tigers had 16 second-chance points off 14 offensive rebounds and scored 19 fast-break points.

The Tigers led by as many as 13 in the third quarter at 53-40 with 2:38 to play. But Vandy would not go away, getting as close as three points in the final minute of the game. But with 45 seconds to play and Auburn coming out of a timeout with two seconds to shoot, the Tigers got the ball in Hansen's hands who drew a foul shooting a 3-pointer. She made all three free throws to make it 66-60, and two more free throws apiece from Alexander and Benton put the game out of reach.

Game 21: Feb. 9, 2020

Alabama 68, Auburn 64

Coleman Coliseum
Tuscaloosa, Ala.

Official Basketball Box Score -- Game Totals -- Final Statistics
Auburn vs Alabama
02/09/20 2:00 pm at Tuscaloosa, AL

| # | Player | Total | | | 3-Pr | | | Rebounds | | | PF | TP | A | TO | Bk | Stl | Min |
|--------|--------------------|-------|------|-------|------|----|-----|----------|-----|-----|----|----|------|----|----|-----|-----|
| | | FG | FGA | FT | FTA | FG | FGA | FT | FTA | Off | | | | | | | |
| 20 | Unique Thompson | 3-12 | 0-0 | 3-5 | 5 | 12 | 2 | 9 | 1 | 4 | 0 | 2 | 37 | | | | |
| 24 | Erin Howard | 6-12 | 3-5 | 0-2 | 3 | 1 | 4 | 3 | 15 | 1 | 1 | 0 | 21 | | | | |
| 00 | Daisa Alexander | 5-14 | 0-5 | 0-0 | 0 | 4 | 4 | 2 | 10 | 6 | 1 | 0 | 38 | | | | |
| 01 | Robyn Benton | 3-10 | 0-4 | 8-8 | 4 | 3 | 7 | 4 | 14 | 0 | 1 | 0 | 34 | | | | |
| 13 | Lauren Hansen | 0 | 1-3 | 2-3 | 0 | 1 | 1 | 0 | 9 | 1 | 0 | 0 | 17 | | | | |
| 02 | Sania Wells | 1-4 | 1-2 | 1-2 | 1 | 2 | 3 | 4 | 4 | 0 | 0 | 0 | 23 | | | | |
| 03 | Annie Hughes | 1-3 | 1-1 | 0-0 | 0 | 0 | 0 | 0 | 2 | 0 | 0 | 0 | 6 | | | | |
| 10 | Kiyae' White | 0-0 | 0-0 | 0-0 | 0 | 2 | 2 | 0 | 0 | 0 | 0 | 0 | 12 | | | | |
| 30 | M. Robinson-Nwagwu | 0-0 | 0-0 | 0-0 | 0 | 0 | 0 | 1 | 0 | 0 | 0 | 0 | 2 | | | | |
| Team | | 0 | | 0 | | 0 | | 0 | | 0 | | 0 | | | | | |
| Totals | | 22-61 | 6-20 | 14-20 | 13 | 21 | 34 | 18 | 64 | 9 | 7 | 0 | 6200 | | | | |

1st FG %: 5.14 25.7% 2nd: 7-16 43.8% 3rd: 6-17 35.3% 4th: 4-14 28.6% Game: 22-61 36.1% Deadball
3Pt %: 3-8 37.5% 1-3 33.3% 1-5 20.0% 0-4 0.0% 2-20 30.0% Rebounds
FT %: 0.0 0.0% 0-0 0.0% 0-0 0.0% 0-0 0.0% 0-0 0.0%

Alabama 68 • 14-10,4-7 SEC

| # | Player | Total | | | 3-Pr | | | Rebounds | | | PF | TP | A | TO | Bk | Stl | Min |
|----|----------------|-------|-----|-----|------|----|-----|----------|-----|-----|----|----|---|----|----|-----|-----|
| | | FG | FGA | FT | FTA | FG | FGA | FT | FTA | Off | | | | | | | |
| 22 | Aryah Copeland | 6-8 | 0-0 | 5-5 | 5 | 8 | 13 | 4 | 17 | 1 | 0 | 1 | | | | | |

2019-20 Auburn Women's Basketball
Auburn Combined Team Statistics (as of Feb 10, 2020)
All games

| RECORD: | OVERALL | HOME | AWAY | NEUTRAL |
|----------------|----------------|-------------|-------------|----------------|
| ALL GAMES | 8-13 | 6-4 | 1-7 | 1-2 |
| CONFERENCE | 2-8 | 2-3 | 0-5 | 0-0 |
| NON-CONFERENCE | 6-5 | 4-1 | 1-2 | 1-2 |

| # | Player | gp-gs | min | avg | Total | | 3-Point | | F-Throw | | Rebounds | | | | a | to | blk | stl | pts | avg | | |
|----------------|--------------------|-------|------|------|----------|-------|---------|------|---------|------|----------|-----|-----|------|-----|----|-----|-----|-----|-----|------|------|
| | | | | | fg-fga | fg% | 3fg-fga | 3fg% | ft-fa | ft% | off | def | tot | avg | | | | | | | pf | dq |
| 20 | Unique Thompson | 21-21 | 679 | 32.3 | 128-225 | .569 | 0-0 | .000 | 93-131 | .710 | 110 | 145 | 255 | 12.1 | 46 | 0 | 36 | 63 | 10 | 36 | 349 | 16.6 |
| 00 | Daisa Alexander | 19-19 | 576 | 30.3 | 97-239 | .406 | 22-76 | .289 | 45-58 | .776 | 14 | 54 | 68 | 3.6 | 48 | 1 | 49 | 48 | 1 | 42 | 261 | 13.7 |
| 05 | Brooke Moore | 17-17 | 464 | 27.3 | 61-187 | .326 | 24-92 | .261 | 31-40 | .775 | 14 | 15 | 29 | 1.7 | 23 | 0 | 17 | 42 | 1 | 20 | 177 | 10.4 |
| 01 | Robyn Benton | 12-6 | 308 | 25.7 | 38-104 | .365 | 13-41 | .317 | 21-24 | .875 | 24 | 14 | 38 | 3.2 | 28 | 0 | 17 | 19 | 4 | 35 | 110 | 9.2 |
| 13 | Lauren Hansen | 20-15 | 467 | 23.4 | 53-155 | .342 | 29-94 | .309 | 17-20 | .850 | 4 | 24 | 28 | 1.4 | 45 | 3 | 34 | 61 | 0 | 19 | 152 | 7.6 |
| 24 | Erin Howard | 21-9 | 549 | 26.1 | 49-145 | .338 | 23-88 | .261 | 11-18 | .611 | 27 | 67 | 94 | 4.5 | 43 | 0 | 21 | 28 | 12 | 33 | 132 | 6.3 |
| 10 | Kiyae' White | 21-11 | 373 | 17.8 | 26-51 | .510 | 0-0 | .000 | 26-50 | .520 | 30 | 73 | 103 | 4.9 | 45 | 0 | 11 | 25 | 9 | 15 | 78 | 3.7 |
| 03 | Annie Hughes | 21-7 | 363 | 17.3 | 27-69 | .391 | 9-29 | .310 | 5-9 | .556 | 18 | 15 | 33 | 1.6 | 24 | 0 | 14 | 16 | 0 | 11 | 68 | 3.2 |
| 02 | Sania Wells | 17-0 | 122 | 7.2 | 9-28 | .321 | 2-9 | .222 | 8-12 | .667 | 4 | 10 | 14 | 0.8 | 16 | 0 | 9 | 9 | 0 | 3 | 28 | 1.6 |
| 30 | M. Robinson-Nwagwu | 21-0 | 249 | 11.9 | 12-56 | .214 | 2-10 | .200 | 8-15 | .533 | 10 | 20 | 30 | 1.4 | 29 | 1 | 32 | 36 | 2 | 13 | 34 | 1.6 |
| 35 | Natalie Kelly | 13-0 | 39 | 3.0 | 2-2 | 1.000 | 0-0 | .000 | 1-2 | .500 | 2 | 4 | 6 | 0.5 | 5 | 0 | 0 | 2 | 0 | 2 | 5 | 0.4 |
| Team | | | | | | | | | | | 30 | 31 | 61 | | | | 17 | | | | | |
| Total..... | | 21 | 4228 | | 507-1271 | .399 | 125-441 | .283 | 267-383 | .697 | 289 | 475 | 764 | 36.4 | 358 | 5 | 241 | 367 | 40 | 229 | 1406 | 67.0 |
| Opponents..... | | 21 | 4225 | | 549-1201 | .457 | 169-482 | .351 | 228-321 | .710 | 199 | 507 | 706 | 33.6 | 326 | - | 316 | 373 | 49 | 188 | 1495 | 71.2 |

| TEAM STATISTICS | AU | OPP | Date | Opponent | Score | Att. | |
|------------------------|-----------|------------|-------------|---------------------|--------------|-------------|------|
| SCORING | 1406 | 1495 | 11/06/19 | WOFFORD | w | 84-82 | 1618 |
| Points per game | 67.0 | 71.2 | 11/14/19 | OLD DOMINION | L | 77-89 | 1635 |
| Scoring margin | -4.2 | - | 11/21/19 | at UAB | L | 75-80 | 1081 |
| FIELD GOALS-ATT | 507-1271 | 549-1201 | 11/24/19 | SAINT JOSEPH'S | w | 66-62 | 1796 |
| Field goal pct | .399 | .457 | 11/29/19 | vs Middle Tennessee | L | 50-73 | 313 |
| 3 POINT FG-ATT | 125-441 | 169-482 | 11/30/19 | vs Dayton | Wot | 76-74 | 317 |
| 3-point FG pct | .283 | .351 | 12/1/19 | vs Drake | L | 82-83 | 457 |
| 3-pt FG made per game | 6.0 | 8.0 | 12/04/19 | at South Alabama | w | 82-62 | 1106 |
| FREE THROWS-ATT | 267-383 | 228-321 | 12/07/19 | at TCU | L | 65-80 | 2259 |
| Free throw pct | .697 | .710 | 12/15/19 | BETHUNE-COOKMAN | w | 74-56 | 1588 |
| F-Throws made per game | 12.7 | 10.9 | 12/28/19 | JACKSONVILLE ST. | w | 62-53 | 1827 |
| REBOUNDS | 764 | 706 | * 01/02/20 | at Vanderbilt | L | 55-77 | 2255 |
| Rebounds per game | 36.4 | 33.6 | * 01/05/20 | ARKANSAS | L | 70-86 | 1702 |
| Rebounding margin | +2.8 | - | * 01/09/20 | FLORIDA | L | 63-83 | 1621 |
| ASSISTS | 241 | 316 | * 01/12/20 | ALABAMA | L | 48-75 | 2833 |
| Assists per game | 11.5 | 15.0 | * 01/19/20 | at Georgia | L | 50-61 | 4888 |
| TURNOVERS | 367 | 373 | * 01/23/20 | OLE MISS | w | 59-43 | 1483 |
| Turnovers per game | 17.5 | 17.8 | * 01/27/20 | at Kentucky | L | 61-68 | 3803 |
| Turnover margin | +0.3 | - | * 01/30/20 | at Mississippi St. | L | 73-78 | 7249 |
| Assist/turnover ratio | 0.7 | 0.8 | * 02/02/20 | VANDERBILT | w | 70-62 | 1728 |
| STEALS | 229 | 188 | * 02/09/20 | at Alabama | L | 64-68 | 3188 |
| Steals per game | 10.9 | 9.0 | | | | | |
| BLOCKS | 40 | 49 | | | | | |
| Blocks per game | 1.9 | 2.3 | | | | | |
| ATTENDANCE | 17831 | 26916 | | | | | |
| Home games-Avg/Game | 10-1783 | 8-3229 | | | | | |
| Neutral site-Avg/Game | - | 3-362 | | | | | |

1 = Gulf Coast Showcase (Esterov, Fla.)

* = Conference game

| Score by Periods | 1st | 2nd | 3rd | 4th | OT | Totals |
|-------------------------|------------|------------|------------|------------|-----------|---------------|
| Auburn | 322 | 321 | 374 | 376 | 13 | 1406 |
| Opponents | 378 | 347 | 381 | 378 | 11 | 1495 |

**2019-20 Auburn Women's Basketball
Auburn Combined Team Statistics (as of Feb 10, 2020)
Conference games only**

| RECORD: | OVERALL | HOME | AWAY | NEUTRAL |
|----------------|----------------|-------------|-------------|----------------|
| ALL GAMES | 2-8 | 2-3 | 0-5 | 0-0 |
| CONFERENCE | 2-8 | 2-3 | 0-5 | 0-0 |
| NON-CONFERENCE | 0-0 | 0-0 | 0-0 | 0-0 |

| ## | Player | gp-gs | min | avg | Total | | 3-Point | | F-Throw | | Rebounds | | | | pf | dq | a | to | blk | stl | pts | avg |
|----------------|--------------------|-------|------|------|---------|------|---------|------|---------|------|----------|-----|-----|------|-----|----|-----|-----|-----|-----|-----|------|
| | | | | | fg-fga | fg% | 3fg-fga | 3fg% | ft-fa | ft% | off | def | tot | avg | | | | | | | | |
| 20 | Unique Thompson | 10-10 | 330 | 33.0 | 51-109 | .468 | 0-0 | .000 | 39-51 | .765 | 48 | 73 | 121 | 12.1 | 22 | 0 | 20 | 27 | 4 | 16 | 141 | 14.1 |
| 00 | Daisa Alexander | 8-8 | 261 | 32.6 | 37-103 | .359 | 9-34 | .265 | 18-22 | .818 | 7 | 23 | 30 | 3.8 | 17 | 0 | 27 | 26 | 1 | 15 | 101 | 12.6 |
| 01 | Robyn Benton | 10-6 | 274 | 27.4 | 32-92 | .348 | 11-36 | .306 | 21-24 | .875 | 22 | 13 | 35 | 3.5 | 26 | 0 | 15 | 19 | 2 | 33 | 96 | 9.6 |
| 05 | Brooke Moore | 7-7 | 186 | 26.6 | 24-76 | .316 | 8-32 | .250 | 9-14 | .643 | 4 | 7 | 11 | 1.6 | 3 | 0 | 3 | 17 | 0 | 6 | 65 | 9.3 |
| 24 | Erin Howard | 10-9 | 267 | 26.7 | 24-76 | .316 | 12-46 | .261 | 7-11 | .636 | 15 | 29 | 44 | 4.4 | 26 | 0 | 10 | 16 | 3 | 18 | 67 | 6.7 |
| 13 | Lauren Hansen | 10-6 | 213 | 21.3 | 21-62 | .339 | 7-34 | .206 | 9-10 | .900 | 1 | 11 | 12 | 1.2 | 15 | 0 | 15 | 27 | 0 | 8 | 58 | 5.8 |
| 10 | Kiyae' White | 10-1 | 179 | 17.9 | 11-17 | .647 | 0-0 | .000 | 10-21 | .476 | 13 | 30 | 43 | 4.3 | 20 | 0 | 4 | 12 | 4 | 6 | 32 | 3.2 |
| 02 | Sania Wells | 8-0 | 66 | 8.3 | 7-19 | .368 | 2-7 | .286 | 3-6 | .500 | 4 | 5 | 9 | 1.1 | 10 | 0 | 3 | 3 | 0 | 2 | 19 | 2.4 |
| 03 | Annie Hughes | 10-3 | 118 | 11.8 | 8-27 | .296 | 4-14 | .286 | 1-2 | .500 | 4 | 4 | 8 | 0.8 | 7 | 0 | 1 | 7 | 0 | 4 | 21 | 2.1 |
| 30 | M. Robinson-Nwagwu | 10-0 | 94 | 9.4 | 5-27 | .185 | 1-9 | .111 | 2-3 | .667 | 5 | 7 | 12 | 1.2 | 9 | 0 | 13 | 14 | 0 | 8 | 13 | 1.3 |
| 35 | Natalie Kelly | 5-0 | 12 | 2.4 | 0-0 | .000 | 0-0 | .000 | 0-0 | .000 | 1 | 0 | 1 | 0.2 | 1 | 0 | 0 | 2 | 0 | 2 | 0 | 0.0 |
| Team | | | | | | | | | | | 18 | 14 | 32 | | | | 11 | | | | | |
| Total..... | | 10 | 2000 | | 220-608 | .362 | 54-212 | .255 | 119-164 | .726 | 142 | 216 | 358 | 35.8 | 156 | 0 | 111 | 181 | 14 | 118 | 613 | 61.3 |
| Opponents..... | | 10 | 2000 | | 270-563 | .480 | 67-195 | .344 | 94-129 | .729 | 94 | 259 | 353 | 35.3 | 153 | - | 160 | 188 | 24 | 105 | 701 | 70.1 |

| TEAM STATISTICS | AU | OPP | Date | Opponent | Score | Att. |
|------------------------|-----------|------------|-------------|--------------------|--------------|-------------|
| SCORING | 613 | 701 | * 01/02/20 | at Vanderbilt | L 55-77 | 2255 |
| Points per game | 61.3 | 70.1 | * 01/05/20 | ARKANSAS | L 70-86 | 1702 |
| Scoring margin | -8.8 | - | * 01/09/20 | FLORIDA | L 63-83 | 1621 |
| FIELD GOALS-ATT | 220-608 | 270-563 | * 01/12/20 | ALABAMA | L 48-75 | 2833 |
| Field goal pct | .362 | .480 | * 01/19/20 | at Georgia | L 50-61 | 4888 |
| 3 POINT FG-ATT | 54-212 | 67-195 | * 01/23/20 | OLE MISS | W 59-43 | 1483 |
| 3-point FG pct | .255 | .344 | * 01/27/20 | at Kentucky | L 61-68 | 3803 |
| 3-pt FG made per game | 5.4 | 6.7 | * 01/30/20 | at Mississippi St. | L 73-78 | 7249 |
| FREE THROWS-ATT | 119-164 | 94-129 | * 02/02/20 | VANDERBILT | W 70-62 | 1728 |
| Free throw pct | .726 | .729 | * 02/09/20 | at Alabama | L 64-68 | 3188 |
| F-Throws made per game | 11.9 | 9.4 | | | | |
| REBOUNDS | 358 | 353 | | | | |
| Rebounds per game | 35.8 | 35.3 | | | | |
| Rebounding margin | +0.5 | - | | | | |
| ASSISTS | 111 | 160 | | | | |
| Assists per game | 11.1 | 16.0 | | | | |
| TURNOVERS | 181 | 188 | | | | |
| Turnovers per game | 18.1 | 18.8 | | | | |
| Turnover margin | +0.7 | - | | | | |
| Assist/turnover ratio | 0.6 | 0.9 | | | | |
| STEALS | 118 | 105 | | | | |
| Steals per game | 11.8 | 10.5 | | | | |
| BLOCKS | 14 | 24 | | | | |
| Blocks per game | 1.4 | 2.4 | | | | |
| ATTENDANCE | 9367 | 21383 | | | | |
| Home games-Avg/Game | 5-1873 | 5-4277 | | | | |
| Neutral site-Avg/Game | - | 0-0 | | | | |

1 = Gulf Coast Showcase (Esterov, Fla.)

* = Conference game

| Score by Periods | 1st | 2nd | 3rd | 4th | Totals |
|-------------------------|------------|------------|------------|------------|---------------|
| Auburn | 144 | 137 | 159 | 173 | 613 |
| Opponents | 177 | 167 | 197 | 160 | 701 |




Daisa Alexander
Senior • G • 5-8
Decatur, Ga.
Southwest DeKalb HS



Robyn Benton
Sophomore • G • 5-9
Atlanta, Ga.
Greater Atlanta Christian School



Sania Wells
Freshman • G • 5-7
Moss Point, Miss.
East Central HS



Annie Hughes
Freshman • G • 5-9
Dutton, Ala.
Pisgah HS




Brooke Moore
Sophomore • G • 5-7
Atlanta, Ga.
Henry County HS




Kiyae' White
RS Sophomore • F • 6-2
Macungie, Pa.
Emmaus HS



Lauren Hansen
Freshman • G • 5-8
Long Island, N.Y.
Ward Melville HS



Jala Jordan
Sophomore • F • 6-2
Philadelphia, Pa.
West Virginia




Unique Thompson
Junior • F • 6-3
Theodore, Ala.
Faith Academy



Honesty Scott-Grayson
Sophomore • G • 5-9
Brick, N.J.
Baylor



Erin Howard
Sophomore • G/F • 6-1
Madison, Wis.
Madison East HS



Morgan Robinson-Nwagwu
Freshman • G • 5-8
Norcross, Ga.
Norcross HS



Natalie Kelly
Freshman • F • 6-3
Albany, La.
Albany HS



Terri Williams-Flournoy
Head Coach
Penn State (1991)
Eighth Season



Ty Evans
Associate Head Coach
Wisconsin-Whitewater (1995)
Eighth Season



Clarisse Garcia
Assistant Coach
Villanova (2007)
Fourth Season



La'Keshia Frett Meredith
Assistant Coach
Georgia (1997)
First Season