



2019-20 AUBURN MEN'S BASKETBALL

SCHEDULE/RESULTS

DATE	OPPONENT	TIME/RESULT
Nov. 5	Georgia Southern (SECN)	W, 83-74
Nov. 8	! vs. Davidson (CBSSN)	W, 76-66
Nov. 12	at South Alabama (ESPN+)	W, 70-69
Nov. 15	% CSUN (SECN)	W, 116-70
Nov. 18	% Colgate (SECN)	W, 91-62
Nov. 25	^ vs. New Mexico (ESPNEWS)	W, 84-59
Nov. 26	^ vs. Richmond (ESPN2)	W, 79-65
Dec. 5	Furman (SECN)	W, 81-78 (OT)
Dec. 14	@ vs. Saint Louis (ESPN2)	W, 67-61
Dec. 19	NC State (ESPN2)	W, 79-73
Dec. 21	Lehigh (SECN)	W, 74-51
Dec. 29	Lipscomb (SECN)	W, 86-59
Jan. 4	* at Mississippi State (SECN)	W, 80-68
Jan. 8	* Vanderbilt (SECN)	W, 83-79
Jan. 11	* Georgia (ESPNEWS)	W, 82-60
Jan. 15	* at Alabama (ESPN2)	L, 83-64
Jan. 18	* at Florida (CBS)	L, 69-47
Jan. 22	* South Carolina (ESPNU)	W, 80-67
Jan. 25	\$ Iowa State (ESPNU)	W, 80-76
Jan. 28	* at Ole Miss (ESPNU)	W, 83-82 (2OT)
Feb. 1	* #13 Kentucky (ESPN)	W, 75-66
Feb. 4	* at Arkansas (SECN)	W, 79-76 (OT)
Feb. 8	* #18 LSU (ESPN)	W, 91-90 (OT)
Feb. 12	* Alabama (ESPN2)	6:00 pm
Feb. 15	* at Missouri (ESPN2)	5:00 pm
Feb. 19	* at Georgia (ESPN2)	6:00 pm
Feb. 22	* Tennessee (CBS)	11:00 am
Feb. 25	* Ole Miss (ESPN/2/SECN)	6:00 pm
Feb. 29	* at Kentucky (CBS)	2:45 pm
Mar. 4	* Texas A&M (ESPN2/U)	6:00 pm
Mar. 7	* at Tennessee (ESPN/2)	11:00 am

All times Central // * - Southeastern Conference Game
 ! - Veterans Classic (Annapolis, Md.)
 % - Legends Classic Campus Games (Auburn, Ala.)
 @ - Mike Slive Invitational (Birmingham, Ala.)
 \$ - Big 12/SEC Challenge (Auburn, Ala.)

MATCHUP



#11/11 Auburn Tigers (21-2, 8-2 SEC)

Head Coach: Bruce Pearl, 25th season (583-219), 6th season at AU (121-74)



Alabama Crimson Tide (13-10, 5-5 SEC)

Head Coach: Nate Oats, 5th season (109-53), 1st season at UA (13-10)

Date / Time _____ Feb. 12, 2020 / 6:00 pm CT
 Site / Venue _____ Auburn, Ala. / Auburn Arena (9,121)
 TV _____ ESPN2
 PxB _____ Tom Hart
 Analyst _____ Andy Kennedy
 Radio _____ AU Sports Network / 93.9 Tiger FM / TuneIn
 PxB _____ Andy Burcham
 Analyst _____ Sonny Smith

Series History

Overall	UA leads 97-64
In Auburn	AU leads 32-27
In Tuscaloosa	UA leads 50-10
Neutral Site	AU leads 22-20
Last Meeting	UA, 83-64 (1/15/20)
Streak	Alabama W1

» Auburn and Alabama are set for a rematch inside Auburn Arena Wednesday night. The Tigers have won six of the last seven series games at home, including four straight, outscoring the Crimson Tide 76.0-63.7 in the last seven games on The Plains.

» The Tigers have secured their 12th 20-win season in program history. Auburn has now recorded three straight 21-win seasons for first time in program history.

» Head coach Bruce Pearl has tied Cliff Ellis and current radio analyst Sonny Smith for the most 20-win seasons in Auburn history with three and is the first to lead the Tigers to three 20-win seasons in his first six seasons as head coach.

» Auburn is one of only three teams have won at least 20 games already this season, have at least 50 wins since the start of the 2018-19 season and have at least 75 wins since the start of the 2017-18 season (Duke, Gonzaga).

» The Tigers are 11-2 against Quadrant I & II opponents. The 11 wins are tied with Maryland and Penn State as the fifth-most in the country, trailing only Kansas (15), Baylor (13), Seton Hall (13) and Butler (12).

» Samir Doughty is averaging 24.0 points per game over his last three games while shooting at a 52 percent clip (22-of-42). Doughty has eight 20-point games this season, including three straight, after entering the year with just two in 75 career games.

» The Tigers appeared at No. 11 in the latest AP poll, marking the 17th consecutive poll that Auburn has been ranked. That streak is the third-longest in program history. The longest streaks are 31 (1998-2000), and 23 (2018-19).

PROBABLE AUBURN STARTERS



Pos.	No.	Name	Ht.	Wt.	Cl.	Hometown (Last School)	PPG	RPG	APG	Blk	Stl	FG%	FT%
F	3	Danjel Purifoy	6-7	230	Sr.	Centreville, Ala. (Hargrave Military Academy)	9.6	5.1	1.5	7	17	.392	.809
G	5	J'Von McCormick	6-0	185	Sr.	New Orleans, La. (Lee College)	11.5	4.2	4.7	2	22	.394	.565
G	10	Samir Doughty	6-4	195	Sr.	Philadelphia, Pa. (VCU)	16.0	4.0	2.5	4	26	.414	.769
F	23	Isaac Okoro	6-6	225	Fr.	Powder Springs, Ga. (McEachern)	12.9	4.6	2.1	22	23	.507	.667
C	50	Austin Wiley	6-11	260	Sr.	Hoover, Ala. (Calusa Prep)	9.7	9.0	0.6	35	8	.541	.700
G	1	Jamal Johnson	6-4	195	R-So.	Birmingham, Ala. (Memphis)	4.4	1.4	0.5	2	9	.378	.741
G	22	Allen Flanigan	6-5	200	Fr.	Little Rock, Ark. (Parkview Magnet)	3.0	2.4	0.3	3	4	.392	.300
F	24	Anfernee McLemore	6-7	220	Sr.	Warwick, Ga. (Worth County)	7.7	4.5	0.5	33	18	.488	.667
G	35	Devan Cambridge	6-6	190	Fr.	Nashville, Tenn. (Hillcrest Prep (Ariz.))	4.3	2.1	0.2	6	9	.458	.231

PROBABLE ALABAMA STARTERS

Pos.	No.	Name	Ht.	Wt.	Cl.	Hometown (Last School)	PPG	RPG	APG	Blk	Stl	FG%	FT%
F	0	Javian Davis	6-9	242	R-Fr.	Canton, Miss. (Canton)	6.5	4.0	0.5	13	16	.627	.616
G	2	Kira Lewis Jr.	6-3	167	So.	Meridianville, Ala. (Hazel Green)	17.4	5.2	4.7	14	42	.452	.806
F	3	Alex Reese	6-9	238	Jr.	Pelham, Ala. (Pelham)	9.7	4.7	1.0	25	12	.428	.700
G	5	Jaden Shackelford	6-3	195	Fr.	Hesperia, Calif. (Hesperia)	13.2	4.3	1.4	2	13	.396	.833
G	23	John Petty Jr.	6-5	197	Jr.	Huntsville, Ala. (Mae Jemison)	15.3	7.3	2.4	17	29	.469	.692
G	11	James Bolden	6-0	170	Gr.	Covington, Ky. (West Virginia)	8.4	2.0	1.3	2	10	.363	.829
G	12	Jaylen Forbes	6-4	186	Fr.	Florence, Miss. (Florence)	2.6	2.5	0.3	2	3	.327	.667
F	30	Galin Smith	6-9	245	Jr.	Clinton, Miss. (Clinton)	2.8	2.4	0.2	21	2	.551	.417

MEDIA SPOT CHART

(probable starters in orange)

	0	TYRELL JONES	FR » G » 6-1 » 170 » Chicago, Ill. » West Oaks Academy	<ul style="list-style-type: none"> • Appeared in 10 games off the bench • Known as dynamic playmaker with smoothest stroke on team • LAST GAME: DNP vs. LSU 	Career-Highs Pts _____ 3 Reb _____ 6 Ast _____ 3 Stl _____ 3 Min _____ 13
	1	JAMAL JOHNSON	SO » G » 6-4 » 195 » Birmingham, Ala. » Memphis	<ul style="list-style-type: none"> • Team's best 3-point shooter at 42% (26-of-62) • Team is 7-1 when he hits multiple 3s • LAST GAME: 1 reb in 10 min vs. LSU 	Career-Highs Pts _____ 18 (3x) Reb _____ 8 (2x) Ast _____ 3 (3x) Stl _____ 2 (8x) Min _____ 40
	2	JAYLIN WILLIAMS	FR » F » 6-7 » 230 » Nahunta, Ga. » Brantley County HS	<ul style="list-style-type: none"> • Appeared in 8 games off the bench • 1st career blk vs. Colgate • LAST GAME: DNP vs. LSU 	Career-Highs Pts _____ 5 Reb _____ 1 (4x) Ast _____ - Blk _____ 1 Min _____ 5
	3	DANJEL PURIFOY	SR » F » 6-7 » 230 » Centreville, Ala. » Hargrave Military Academy	<ul style="list-style-type: none"> • Double figures 13 times, 8 of last 11 games • Led team in steals 4 times, including 2 times in SEC play • LAST GAME: DNP vs. LSU 	Career-Highs Pts _____ 27 (2x) Reb _____ 15 Ast _____ 9 Stl _____ 3 (7x) Min _____ 39
	4	JAVON FRANKLIN	SO » F » 6-7 » 218 » Little Rock, Ark. » Holmes CC	<ul style="list-style-type: none"> • Appeared in 5 games off the bench • Recovering from serious leg injury suffered in final year of JUCO • LAST GAME: DNP vs. LSU 	Career-Highs Pts _____ - Reb _____ 1 Ast _____ 1 Blk _____ - Min _____ 2 (3x)
	5	J'VON MCCORMICK	SR » G » 6-0 » 185 » New Orleans, La. » Lee College	<ul style="list-style-type: none"> • Program record 16 ast vs. CSUN (9th-most in SEC history) • Double figures 5 of last 6 games (13.2 ppg in that span) • LAST GAME: 23 pts, 9 ast, 9 reb in 41 min vs. LSU 	Career-Highs Pts _____ 28 Reb _____ 9 Ast _____ 16 Stl _____ 3 (5x) Min _____ 45
	10	SAMIR DOUGHTY	SR » G » 6-4 » 195 » Philadelphia, Pa. » VCU	<ul style="list-style-type: none"> • 21.4 ppg over last 5 games, 3rd-highest in SEC in that span • More than doubling scoring output from last year (7.3 to 16.0 ppg) • LAST GAME: 26 pts, 5 reb, 10-19 FG, 5-11 3-pt in 41 min vs. LSU 	Career-Highs Pts _____ 33 Reb _____ 10 (2x) Ast _____ 10 Stl _____ 4 (4x) Min _____ 46
	13	"STRETCH" AKINGBOLA	FR » C » 6-10 » 236 » Ogun, Nigeria » McEachern HS	<ul style="list-style-type: none"> • 2 blk in 1st career minute of action at South Alabama • Elite defender and best communicator on the team • LAST GAME: DNP vs. LSU 	Career-Highs Pts _____ 2 Reb _____ 2 Ast _____ 1 (2x) Blk _____ 2 (2x) Min _____ 5 (2x)
	22	ALLEN FLANIGAN	FR » G » 6-5 » 200 » Little Rock, Ark. » Parkview Magnet HS	<ul style="list-style-type: none"> • 3+ reb 10 times, including 4 of 1st 6 SEC games • Son of assistant coach and former Auburn guard Wes Flanigan • LAST GAME: 2 pts, 2 reb, 1 ast, 1 blk in 15 min vs. LSU 	Career-Highs Pts _____ 12 Reb _____ 6 Ast _____ 2 Stl _____ 2 Min _____ 22
	23	ISAAC OKORO	FR » F » 6-6 » 225 » Powder Springs, Ga » McEachern HS	<ul style="list-style-type: none"> • 5th among freshmen in SEC in scoring (12.9 ppg) • 1 of 5 current players in the nation to have HS jersey retired • LAST GAME: 9 pts, 6 reb, 2 blk, 1 ast in 43 min vs. LSU 	Career-Highs Pts _____ 23 Reb _____ 9 (2x) Ast _____ 7 Stl _____ 3 (2x) Min _____ 44
	24	ANFERNEE MCLEMORE	SR » F » 6-7 » 220 » Warwick, Ga. » Worth County HS	<ul style="list-style-type: none"> • 186 career blk, 12th nationally among active players • Multiple 3s 7 times, 4 of which were away from home • LAST GAME: 2 reb, 1 blk in 19 min vs. LSU 	Career-Highs Pts _____ 19 (4x) Reb _____ 13 Ast _____ 2 (6x) Blk _____ 6 (3x) Min _____ 34
	35	DEVAN CAMBRIDGE	FR » G » 6-6 » 190 » Nashville, Tenn. » Hillcrest Prep	<ul style="list-style-type: none"> • Appeared in all 23 games off the bench • 26 pts vs. SC, most by AU bench player since 2008 (F. Tolbert 32 at VU) • LAST GAME: 21 pts, 7-11 FG, 7-10 3-pt in 30 min vs. LSU 	Career-Highs Pts _____ 26 Reb _____ 5 (2x) Ast _____ 1 (4x) Stl _____ 2 Min _____ 30
	50	AUSTIN WILEY	SR » C » 6-11 » 260 » Hoover, Ala. » Calusa Prep	<ul style="list-style-type: none"> • 1+ blk 17 of last 20 games, 2+ blk in 9 of last 16 games • 3rd in SEC with 9 double-doubles • LAST GAME: 10 pts, 13 reb, 2 ast, 1 blk in 30 min vs. LSU 	Career-Highs Pts _____ 25 Reb _____ 15 Ast _____ 2 (2x) Blk _____ 5 (3x) Min _____ 30

2019-20 NUMERICAL ROSTER

No.	Name	Pos.	Ht.	Wt.	Cl.	Hometown (Last School)
0	Tyrell Jones	G	6-1	170	Fr.	Chicago, Ill. (West Oaks Academy)
00	Chandler Leopard	G	6-3	185	Fr.	Athens, Ala. (Athens)
1	Jamal Johnson	G	6-4	195	R-So.	Birmingham, Ala. (Memphis)
2	Jaylin Williams	F	6-7	230	Fr.	Nahunta, Ga. (Brantley County)
3	Danjel Purifoy	F	6-7	230	Sr.	Centreville, Ala. (Hargrave Military Academy)
4	Javon Franklin	F	6-7	218	R-So.	Little Rock, Ark. (Holmes CC)
5	J'Von McCormick	G	6-0	185	Sr.	Katy, Texas (Lee College)
10	Samir Doughty	G	6-4	195	Sr.	Philadelphia, Pa. (VCU)
12	Lior Berman	G	6-4	205	Fr.	Birmingham, Ala. (Mountain Brook)
13	Babatunde Akingbola	C	6-10	236	Fr.	Powder Springs, Ga. (McEachern)
14	Preston Cook	G	6-4	200	So.	Auburn, Ala. (Auburn)
20	Myles Parker	F	6-8	200	So.	Madison, Ala. (Madison Academy)
21	Will Macoy	G	6-4	200	Sr.	Birmingham, Ala. (Vestavia Hills)
22	Allen Flanigan	G/F	6-5	200	Fr.	Little Rock, Ark. (Parkview Magnet)
23	Isaac Okoro	F	6-6	225	Fr.	Powder Springs, Ga. (McEachern)
24	Anfernee McLemore	F	6-7	220	Sr.	Warwick, Ga. (Worth County)
33	Chase Maasdorp	G	6-0	175	So.	Lakewood Ranch, Fla. (The Out-of-Door Academy)
35	Devan Cambridge	G/F	6-6	190	Fr.	Nashville, Tenn. (Hillcrest Prep)
50	Austin Wiley	C	6-11	260	Sr.	Hoover, Ala. (Calusa Prep)
54	Thomas Collier	F	6-9	215	Sr.	Birmingham, Ala. (Briarwood Christian)

Head Coach: Bruce Pearl (6th season)
Assistant Coach: Ira Bowman (2nd season)
Assistant Coach: Wes Flanigan (2nd season)
Assistant Coach: Steven Pearl (6th season)
Director of Operations: Chad Prewett (6th season)
Assistant Director of Operations: Mike Burgomaster (4th season)
Athletic Trainer: Clark Pearson (11th season)
Strength & Conditioning Coach: Damon Davis (11th season)
Director of Player Development: Marquis Daniels (2nd season)
Video Coordinator: Ian Borders (2nd season)

2019-20 ALPHABETICAL ROSTER

No.	Name	Pos.	Ht.	Wt.	Cl.	Hometown (Last School)
13	Babatunde Akingbola	C	6-10	236	Fr.	Powder Springs, Ga. (McEachern)
12	Lior Berman	G	6-4	205	Fr.	Birmingham, Ala. (Mountain Brook)
35	Devan Cambridge	G/F	6-6	190	Fr.	Nashville, Tenn. (Hillcrest Prep)
54	Thomas Collier	F	6-9	215	Sr.	Birmingham, Ala. (Briarwood Christian)
14	Preston Cook	G	6-4	200	So.	Auburn, Ala. (Auburn)
10	Samir Doughty	G	6-4	195	Sr.	Philadelphia, Pa. (VCU)
22	Allen Flanigan	G/F	6-5	200	Fr.	Little Rock, Ark. (Parkview Magnet)
4	Javon Franklin	F	6-7	218	R-So.	Little Rock, Ark. (Holmes CC)
1	Jamal Johnson	G	6-4	195	R-So.	Birmingham, Ala. (Memphis)
0	Tyrell Jones	G	6-1	170	Fr.	Chicago, Ill. (West Oaks Academy)
00	Chandler Leopard	G	6-3	185	Fr.	Athens, Ala. (Athens)
21	Will Macoy	G	6-4	200	Sr.	Birmingham, Ala. (Vestavia Hills)
33	Chase Maasdorp	G	6-0	175	So.	Lakewood Ranch, Fla. (The Out-of-Door Academy)
5	J'Von McCormick	G	6-0	185	Sr.	Katy, Texas (Lee College)
24	Anfernee McLemore	F	6-7	220	Sr.	Warwick, Ga. (Worth County)
23	Isaac Okoro	F	6-6	225	Fr.	Powder Springs, Ga. (McEachern)
20	Myles Parker	F	6-8	200	So.	Madison, Ala. (Madison Academy)
3	Danjel Purifoy	F	6-7	230	Sr.	Centreville, Ala. (Hargrave Military Academy)
50	Austin Wiley	C	6-11	260	Sr.	Hoover, Ala. (Calusa Prep)
2	Jaylin Williams	F	6-7	230	Fr.	Nahunta, Ga. (Brantley County)

ROSTER BY CLASS

Freshmen (8) - Babatunde Akingbola, Lior Berman, Devan Cambridge, Allen Flanigan, Tyrell Jones, Chandler Leopard, Isaac Okoro, Jaylin Williams

Sophomores (5) - Preston Cook, Javon Franklin, Jamal Johnson, Chase Maasdorp, Myles Parker

Juniors (0)

Seniors (7) - Thomas Collier, Samir Doughty, Will Macoy, J'Von McCormick, Anfernee McLemore, Danjel Purifoy, Austin Wiley

PRONUNCIATION GUIDE

BABATUNDE AKINGBOLA
 bah-bah-TOON-day AH-king-boh-luh

LIOR Berman LEE-ohr

SAMIR DOUGHTY SAH-meer DOW-tee

JAVON Franklin JAY-vahn

J'VON McCormick JAY-vahn

ANFERNEE McLemore ANN-fur-knee

ISAAC OKORO oh-CORE-oh

DANJEL PURIFOY DAN-jel PURE-a-foy

QUICK FACTS

UNIVERSITY INFORMATION

Location _____ Auburn, Ala.
 Founded _____ 1856
 Enrollment _____ 29,776
 Nickname _____ Tigers
 Colors _____ Burnt Orange and Navy Blue
 Conference _____ Southeastern (SEC)

ADMINISTRATION

Interim President _____ Dr. Jay Gogue
 Director of Athletics _____ Allen Greene
 Athletics Phone _____ 855-282-2010

BASKETBALL STAFF INFORMATION

Head Coach _____ Bruce Pearl
 Alma Mater _____ Boston College '82
 Career Record _____ 583-219 (.727)
 Seasons _____ 24
 Record at Auburn _____ 121-74 (.621)
 Seasons _____ 5

Assistant Coach _____ Ira Bowman
 Alma Mater _____ Penn '96

Assistant Coach _____ Wes Flanigan
 Alma Mater _____ Auburn '97

Assistant Coach _____ Steven Pearl
 Alma Mater _____ Tennessee '10

Director of Operations _____ Chad Prewett
 Alma Mater _____ Troy State '94

Assistant Director of Ops _____ Mike Burgomaster
 Alma Mater _____ Miami '16

Athletic Trainer _____ Clark Pearson
 Alma Mater _____ Kentucky '96

Strength & Conditioning Coach _____ Damon Davis
 Alma Mater _____ Western Illinois '03

Director of Player Development _____ Marquis Daniels
 Alma Mater _____ Auburn '03

Video Coordinator _____ Ian Borders
 Alma Mater _____ Louisville '07

PROGRAM INFORMATION

First Year of Basketball _____ 1905-06
 All-Time Record _____ 1373-1192-1 (.535)
 All-Time SEC Record _____ 607-737 (.452)
 SEC Championships _____ 3 (1960, 1999, 2018)
 SEC Tournament Titles _____ 2 (1985, 2019)
 NCAA Tournament Appearances _____ 10
 NCAA Tournament Record _____ 17-10
 All-Americans _____ 13
 All-SEC Selections _____ 93

TEAM INFORMATION

2018-19 Record _____ 30-10
 SEC Record / Finish _____ 11-7 / 4th
 Home / Away / Neutral _____ 15-2 / 5-6 / 10-2
 Associated Press Final Ranking _____ 14
 USA Today Final Ranking _____ 5
 Letterwinners Returning / Lost _____ 10 / 6
 Starters Returning / Lost _____ 2 / 3
 Newcomers _____ 8

ATHLETICS COMMUNICATIONS

Associate AD _____ Kirk Sampson
 Associate Director (MBB Contact) _____ Cody Voga
 Cell _____ 334-750-9023
 Email _____ voga@auburn.edu

SOCIAL MEDIA

@AuburnMBB _____ #WarEagle

BRUCE PEARL

Head Coach
6th year at Auburn • 121-74
25th year overall • 583-219



- 7 National Coach of the Year Awards, 2006 Basketball Times, CBSsportsline, Sporting News National Coach of the Year
- 2006 & 2008 AP SEC Coach of the Year, 2008 SEC Co-Coach of the Year
- 2008 Rupp Cup Co-winner
- Has advanced to postseason play in 20 of 24 years as a head coach
- Set single-season wins records at four different schools (29 at Southern Indiana in 1995; 26 at Wisconsin-Milwaukee in 2005; 31 at Tennessee in 2008; 30 at Auburn in 2019)
- Pearl has achieved a top-5 national ranking at Southern Indiana, Tennessee and Auburn. He has been in the top five in 10 seasons (1994-2001 at Southern Indiana, 2007-08 at Tennessee, 2019-20 at Auburn)
- Bruce Pearl's teams have led their conference in scoring 17 of the 24 years that he has been a head coach. His squads were the SEC's scoring champion in four of his six seasons at Tennessee, averaging 77.4 ppg while allowing 70.5 ppg
- One of 12 coaches to lead three different DI programs to the Sweet 16, joining Rick Barnes, Gene Bartow, John Calipari, Lon Kruger, Frank McGuire, Ralph Miller, Rick Pitino, Bill Self, Tubby Smith, Eddie Sutton and Bruce Weber. Including his stint at DII Southern Indiana, Pearl is one of only three coaches to take four programs (with three at the DI level) to the Sweet 16, joining Lon Kruger and Eddie Sutton
- With the win over Kentucky that sent Auburn to its first Final Four in program history, Pearl notched his 100th win as head coach of the Tigers. He is the first coach in Auburn history to have 100 wins in his first five seasons
- Bruce Pearl is the 11th coach in SEC history to win four conference crowns (overall or division) in a 10-year span. He is on the same list as Adolph Rupp (UK), Babe McCarthy (MSU), Billy Donovan (UF), Dale Brown (LSU), Joe Hall (UK), John Calipari (UK), Nolan Richardson (ARK), Rick Pitino (UK), Rick Stansbury (MSU) and Tubby Smith (UK)
- Auburn sold out of season tickets for the sixth straight time in 2019-20, all under Pearl, to continue the school record streak. Prior to Pearl, the only other time the Tigers sold out of season tickets came was 1999-2000
- Auburn welcomed 138,650 fans inside Auburn Arena for the 2018-19 season. The total is the highest ever recorded in Auburn Arena history
- In 24 full years as a head coach, Bruce Pearl's teams have finished either first or second in conference play 16 times
- At the Division I level, Pearl's teams have topped the 100-point mark 20 times, including a high of 124 in 2009 as well as 121 in the 2007 NCAA Tournament. In his second year as a coach at Southern Indiana the team averaged 101.7 ppg
- In the past four seasons, Auburn has the best non-conference record in the SEC during the regular season at 47-5 (.904), while scheduling regular NCAA Tournament teams in Arizona, Davidson, Dayton, Duke, Iowa State, Middle Tennessee, Murray State, Oklahoma, Texas Tech, UConn and Xavier

HEAD COACHING RECORD

Year	School	Record	Postseason
1992-93	Southern Indiana	22-7	NCAA Region 3rd Place
1993-94	Southern Indiana	28-4	NCAA Runner-Up
1994-95	Southern Indiana	29-4	NCAA Champions
1995-96	Southern Indiana	25-4	NCAA Sweet 16
1996-97	Southern Indiana	23-5	NCAA First Round
1997-98	Southern Indiana	27-6	NCAA Sweet 16
1998-99	Southern Indiana	26-6	NCAA Sweet 16
1999-00	Southern Indiana	25-6	NCAA Sweet 16
2000-01	Southern Indiana	26-4	NCAA First Round
Total		231-46	
2001-02	Milwaukee	16-13	-
2002-03	Milwaukee	24-8	NCAA First Round
2003-04	Milwaukee	20-11	NIT First Round
2004-05	Milwaukee	26-6	NCAA Sweet 16
Total		86-38	
2005-06	Tennessee	22-8	NCAA Second Round
2006-07	Tennessee	24-11	NCAA Sweet 16
2007-08	Tennessee	31-5	NCAA Sweet 16
2008-09	Tennessee	21-13	NCAA First Round
2009-10	Tennessee	28-9	NCAA Elite Eight
2010-11	Tennessee	19-15	-
Total		145-61	
2014-15	Auburn	15-20	-
2015-16	Auburn	11-20	-
2016-17	Auburn	18-14	-
2017-18	Auburn	26-8	NCAA Second Round
2018-19	Auburn	30-10	NCAA Final Four
2019-20	Auburn	21-2	-
Total		121-74	
Career		583-219	

- His teams have been just as successful off the court as Auburn has had 23 graduates in five years – the most in the SEC. In 2018, Auburn received an Academic Progress Rate Public Recognition Award marking the first time the Tigers have been honored since the award began tracking data in 2004. The NCAA annually honors teams earning multiyear Academic Progress Rates in the top 10 percent of all squads in each sport
- Auburn recently secured its third perfect APR score of 1,000 in mid-May, something that has never been accomplished in program history
- In the past four years, Auburn men's basketball has averaged an APR of 995 (out of 1,000). In the previous four seasons before Pearl and his staff arrived, Auburn's APR average score was 940
- Pearl started AURLIVE at Auburn in 2015-16 to benefit cancer patients in the fight to beat cancer. AURLIVE raises the awareness of cancer prevention and detection while t-shirt sales and donations raise money to benefit cancer patients. He initiated the AURLIVE program in 2009 at Tennessee in recognition of former Vol Chris Lofton, who beat testicular cancer through early diagnosis and treatment and went on to play the entire 2007-08 season while recovering from his battle with the disease
- On Dec. 19, 2019, Children's Harbor in Birmingham, Ala. dedicated their on-site basketball court in honor of the charitable work done by Coach Pearl and the Pearl family over the last six years.
- Bruce Pearl has raised over \$1 million in only five golf tournaments at Auburn. Pearl and his wife, Brandy, have remarkably raised \$770,000 in the last three years benefitting Children's Harbor in Birmingham through the Bruce Pearl For the Children Golf Classic. The mission of Children's Harbor is to help children with serious illness and their families
- The Bruce Pearl Family Foundation in conjunction with L5 Foundation, an organization dedicated to addressing the essential and basic needs of cancer patients, donated \$20,000 to five charities in a ceremony in Knoxville in August 2015
- The Pearl family announced on Feb. 27, 2007, a \$100,000 donation to endow a scholarship in the name of former Tennessee player Dane Bradshaw. The Dane Bradshaw Athletic Scholarship Endowment is awarded to the male or female student-athlete at UT who best epitomizes the characteristics of the 2006-07 senior captain

TOP PERFORMANCES UNDER PEARL AT AUBURN

MOST POINTS TEAM

- 119, vs. Northwestern State (Nov. 27, 2015)
119, vs. Winthrop (Nov. 24, 2017)
- 117, vs. Coastal Carolina (Dec. 15, 2016)
- 116, vs. CSUN (Nov. 15, 2019)**
- 105, vs. Louisiana (Nov. 21, 2014)

MOST POINTS INDIVIDUAL

- 34, Bryce Brown vs. Dayton (Dec. 8, 2018)
- 33, Samir Doughty vs. CSUN (Nov. 15, 2019)**
- 31, Bryce Brown vs. Norfolk State (Nov. 10, 2017)
31, Mustapha Heron vs. Winthrop (Nov. 24, 2017)
31, Jared Harper at UAB (Dec. 15, 2018)

MOST REBOUNDS TEAM

- 66, vs. Mississippi College (Nov. 14, 2018)
- 52, vs. Gardner-Webb (Dec. 6, 2017)
52, vs. CSUN (Nov. 15, 2019)
- 51, vs. Eastern Kentucky (Nov. 17, 2016)
51, at UConn (Dec. 23, 2016)

MOST REBOUNDS INDIVIDUAL

- 19, Cinmeon Bowers at Middle Tennessee (Dec. 12, 2015)
- 18, Cinmeon Bowers vs. Alabama (Jan. 19, 2016)
18, Cinmeon Bowers vs. Ole Miss (Feb. 20, 2016)
- 17, Cinmeon Bowers vs. Milwaukee (Nov. 14, 2014)
17, Cinmeon Bowers vs. Winthrop (Dec. 17, 2014)
17, Cinmeon Bowers vs. Mississippi State (Jan. 21, 2015)
17, Horace Spencer vs. Mississippi College (Nov. 14, 2018)

MOST 3-POINTERS TEAM

- 21, vs. Coastal Carolina (Dec. 15, 2016)
- 18, vs. South Alabama (Nov. 6, 2018)
18, vs. LSU (Feb. 8, 2020)
- 17, vs. Northwestern State (Nov. 27, 2015)
17, vs. Vanderbilt (Feb. 3, 2018)
17, vs. Arkansas (Feb. 20, 2019)
17, vs. North Carolina (Mar. 29, 2019)
17, vs. CSUN (Nov. 15, 2019)

MOST 3-POINTERS INDIVIDUAL

- 9, Bryce Brown at Arkansas (Feb. 17, 2016)
- 8, Kareem Canty at Middle Tennessee (Dec. 12, 2015)
8, Bryce Brown vs. South Carolina (Mar. 3, 2018)
- 7, KT Harrell vs. Coastal Carolina (Dec. 5, 2014)
7, Bryce Brown at Ole Miss (Jan. 9, 2019)
7, Bryce Brown vs. Kansas (Mar. 23, 2019)

MOST FT MADE TEAM

- 33, vs. Kentucky (Feb. 1, 2020)**
- 31, vs. Arkansas (Feb. 10, 2015)
31, at Arkansas - Feb. 27, 2018)
- 30, at South Carolina (Feb. 17, 2018)
- 29, vs. Georgia (Feb. 24, 2016)
29, vs. Ole Miss (Jan. 9, 2017)

MOST FT MADE INDIVIDUAL

- 15, KT Harrell vs. Georgia (Mar. 3, 2015)
15, Jared Harper at UAB (Dec. 15, 2018)
- 14, Jared Harper vs. Ole Miss (Jan. 7, 2017)
14, Samir Doughty vs. Kentucky (Feb. 1, 2020)
- 12, Desean Murray vs. Ole Miss (Jan. 9, 2018)
12, Jared Harper vs. South Carolina (Mar. 15, 2019)

MOST FT ATTEMPTED TEAM

- 44, vs. Kentucky (Feb. 1, 2020)**
- 42, vs. Eastern Kentucky (Nov. 17, 2016)
42, vs. Alabama (Jan. 21, 2017)
- 40, vs. Arkansas (Feb. 10, 2015)
40, vs. Alabama (Jan. 19, 2016)

MOST FT ATTEMPTED INDIVIDUAL

- 18, Cinmeon Bowers vs. Missouri (Jan. 10, 2015)
18, KT Harrell vs. LSU (Mar. 13, 2015)
18, Austin Wiley vs. Alabama (Jan. 21, 2017)
- 17, Jared Harper vs. Ole Miss (Jan. 7, 2017)
- 16, Cinmeon Bowers vs. LSU (Feb. 2, 2016)
16, Jared Harper at UAB (Dec. 15, 2018)

MOST ASSISTS TEAM

- 27, vs. CSUN (Nov. 15, 2019)**
- 25, vs. Saint Peter's (Nov. 28, 2018)
- 24, vs. South Alabama (Nov. 6, 2018)
- 23, vs. Northwestern State (Nov. 27, 2015)
23, vs. USC Upstate (Nov. 29, 2016)
23, at TCU (Jan. 28, 2017)
23, vs. North Florida (Dec. 29, 2018)

MOST ASSISTS INDIVIDUAL

- 16, J'Von McCormick vs. CSUN (Nov. 15, 2019)**
- 14, Jared Harper vs. Vanderbilt (Feb. 3, 2018)
- 13, Jared Harper vs. South Alabama (Nov. 6, 2018)
- 13, Jared Harper vs. North Carolina (Mar. 29, 2019)
- 10, Kareem Canty vs. Northwestern State (Nov. 27, 2015)
10, Jared Harper vs. Gardner-Webb (Dec. 6, 2017)
10, Jared Harper vs. Murray State (Dec. 22, 2018)
10, Jared Harper vs. North Florida (Dec. 29, 2018)

MOST STEALS TEAM

- 20, vs. North Florida (Dec. 29, 2018)
- 16, vs. Saint Peter's (Nov. 28, 2018)
- 14, vs. Georgia (Jan. 20, 2018)
14, vs. Alabama (Feb. 21, 2018)
14, vs. Mississippi College (Nov. 14, 2018)
14, vs. Florida (Mar. 16, 2019)
14, vs. Tennessee (Mar. 17, 2019)
14, vs. New Mexico (Nov. 25, 2019)

MOST STEALS INDIVIDUAL

- 5, K.C. Ross-Miller vs. Oregon State (Nov. 26, 2014)
5, K.C. Ross-Miller vs. Middle Tennessee (Dec. 29, 2014)
5, Antoine Mason at LSU (Feb. 5, 2015)
5, Malik Dunbar vs. UNC Asheville (Dec. 4, 2018)
5, Chuma Okeke vs. Murray State (Dec. 22, 2018)
5, Chuma Okeke vs. North Florida (Dec. 29, 2018)

MOST BLOCKS TEAM

- 12, at Missouri (Jan. 10, 2017)
12, vs. UNC Asheville (Dec. 4, 2018)
- 11, vs. Boston College (Dec. 12, 2016)
11, vs. CSUN (Nov. 15, 2019)
- 10, vs. Gardner-Webb (Dec. 6, 2017)
10, at Murray St. (Dec. 19, 2017)
10, vs. Cornell (Dec. 30, 2017)

MOST BLOCKS INDIVIDUAL

- 7, Horace Spencer at Arkansas (Feb. 17, 2016)
- 6, Horace Spencer vs. Oklahoma State (Jan. 30, 2016)
6, Horace Spencer vs. Boston College (Dec. 12, 2016)
6, Anfernee McLemore vs. Gardner-Webb (Dec. 6, 2017)
6, Anfernee McLemore at Missouri (Jan. 24, 2018)
6, Anfernee McLemore vs. Lehigh (Dec. 21, 2019)

AUBURN VS. ALABAMA SERIES

» The Tigers and Crimson Tide are set to meet on the hardwood for the 162nd time Wednesday night. Alabama leads the all-time series, 97-64, but Auburn has won five of the last eight in the series.

» Auburn is 32-27 against Alabama at home, including 6-3 inside Auburn Arena. In total, the Tigers have won six of the last seven on The Plains, including the last four. In the last seven games at home, Auburn has outscored Alabama 76.0-63.7.

» The Crimson Tide handed the Tigers their first loss of the season in Tuscaloosa last month, 83-64. Despite starting the season 15-0, Auburn had 21 turnovers and was limited to 32 percent shooting from the floor.

» Auburn head coach Bruce Pearl is 11-9 in his head coaching career against Alabama. Pearl 4-1 at home vs. the Crimson Tide while leading the Tigers.

AN AUBURN WIN WOULD...

- » Be the Tigers' 65th series victory against Alabama all-time
- » Be the Tigers' seventh win in 10 meetings over Alabama inside Auburn Arena
- » Be the Tigers' 17th straight win at home, which would tie for the third-longest in program history, matching the streak from the third game of the 1926 season to the 15th game of the 1927 campaign
- » Give the Tigers a 6-game winning streak in SEC play for the first time in a single season under head coach Bruce Pearl and the first time since 1999
- » Give Bruce Pearl his 18th season of at least 22 wins out of 25 seasons
- » Give Bruce Pearl his 268th win in total while patrolling the sidelines for an SEC program, already good for 14th in league history
- » Improve Auburn to 78-20 over the last two-plus seasons, the best mark in the SEC
- » Be the 95th win for the 2020 senior class, already the winningest class in program history

50-YEAR ANNIVERSARY OF 60 POINTS

» Nearly 50 years ago to the day (Feb. 14, 1970), Auburn's John Mengelt put together the greatest single-game performance in program history.

» Mengelt scored 60 points on 23 of 38 shooting that also included 14 of 15 from the charity stripe.

» Mengelt's 60 points are the most scored in a single game in program history and the seventh-most by an SEC player ever. It is the most points scored by a player in the rivalry, ahead of the 38 scored by Alabama's Jerry Harper (1956-57) and Jack Kubiszyn (1958-59).

OVERTIME IS OUR TIME

» Auburn is 4-0 this season in overtime. The Tigers have been involved in 25 percent of the SEC's overtime games this season and are one of only two teams to pick up multiple extra-time wins this season (Kentucky, 2).

» Auburn has won seven consecutive games that have reached overtime, breaking the previous record when the Tigers won six straight overtime games between the 1962-64 seasons.

» Auburn is 10-2 in overtime under head coach Bruce Pearl. That mark is the best in the SEC since 2014-15, ahead of Kentucky (6-4), Florida (7-5) and LSU (9-8).

» The Tigers have gone to overtime in three of the past four games. That is the most overtime games played in a four-game stretch in program history. Before this campaign, Auburn played three overtime games in a five-game span in 1984-85 and 1993-94.

» In all four of its overtime wins this season, Auburn has overcome a double-digit deficit. The Tigers have come back from being down by 14 vs. Furman, 19 at Ole Miss, 11 at Arkansas and 15 vs. LSU.

» The 19-point margin goes down as what is tied for the third-biggest comeback win in the Auburn record books.

PLAYER TO WATCH: AUSTIN WILEY

Austin Wiley has been a beast on the boards this season, ranking in the top 10 nationally in offensive and defensive rebound rate. The senior has pulled down double-digit rebounds 10 times this season, leading to nine double-doubles. Wiley entered the 2019-20 campaign with two career double-doubles and now is third in the SEC with nine this season.



TALE OF THE TAPE



Scoring Offense	79.6	82.6
Scoring Defense	69.7	78.2
Scoring Margin	+9.9	+4.4
FG Pct.	.437	.445
FG Pct. Defense	.414	.411
3-pt. FG Pct.	.316	.348
3-pt. FG Pct. Defense	.317	.294
FT Pct.	.674	.709
Rebounds Per Game	41.5	40.4
Opp. Rebounds Per Game	35.2	39.6
Rebound Margin	+6.3	+0.8
Assists Per Game	13.3	14.0
Turnovers Per Game	13.1	15.7
Opp. Turnovers Per Game	13.7	13.9
Turnover Margin	+0.6	-1.8
Assist/Turnover Ratio	1.0	0.9
Steals Per Game	6.1	6.4
Blocks Per Game	5.2	4.7

LAST 15 VS. ALABAMA

Date	H/A/N	Result
Feb. 26, 2013	A	L, 61-43
Jan. 30, 2014	H	W, 74-55
Mar. 1, 2014	A	L, 73-57
Jan. 24, 2015	A	L, 57-55
Feb. 17, 2015	H	L, 79-68
Jan. 19, 2016	H	W, 83-77
Feb. 27, 2016	A	L, 65-57
Jan. 21, 2017	H	W, 84-64
Feb. 4, 2017	A	W, 82-77
Jan. 17, 2018	A	L, 76-71
Feb. 21, 2018	H	W, 90-71
Mar. 9, 2018	N	L, 81-63
Feb. 2, 2019	H	W, 84-63
Mar. 5, 2019	A	W, 66-60
Jan. 15, 2020	A	L, 83-64

All Games: Alabama leads 97-64
 All Games at Auburn: Auburn leads 32-27
 All Games at Auburn Arena: Auburn leads 6-3
 All Games at BEMC: Auburn leads 22-20
 All Games at Alabama: Alabama leads 49-10
 All Games at Coleman Col.: Alabama leads 42-9
 Bruce Pearl vs. Alabama: 11-9
 Nate Oats vs. Auburn: 1-0
 All Games at Neutral Sites: Auburn leads 22-20
 SEC Tournament Games: Alabama leads 8-2
 Current Series Streak: 1 by Alabama

TOTAL +/-

	Last Game	Season	Avg.
#0 Jones	DNP	-7	-0.7
#1 Johnson	-8	+39	+1.7
#2 Williams	DNP	-7	-0.9
#3 Purifoy	DNP	+166	+7.5
#4 Franklin	DNP	-10	-2.0
#5 McCormick	+13	+212	+9.2
#10 Doughty	-3	+225	+9.8
#13 Akingbola	DNP	-7	-0.6
#22 Flanigan	-12	+39	+1.7
#23 Okoro	+1	+208	+9.0
#24 McLemore	-8	+100	+4.3
#35 Cambridge	+11	+84	+3.7
#50 Wiley	+11	+135	+5.9

Def.	Opponent	Final
22	No. 13 Louisville (Nov. 26, 1995)	82-78
20	Ole Miss (March 2, 2011)	76-62
19	at Ole Miss (Jan. 28, 2020) 83-82 (2OT)	
19	at LSU (Jan. 9, 1999)	73-70
19	Mississippi State (Feb. 12, 2011)	65-62

» According to ESPN Stats and Info, SEC teams entered Jan. 28 0-102 when trailing by 17 or more at halftime on the road over the last decade. Auburn was down 37-20 at the break.

» The Tigers erased an 11-point deficit to win at Arkansas in overtime, 79-76. It was just Auburn's fifth win ever in Fayetteville. Bruce Pearl became the first coach in Auburn history to win twice at Arkansas (2016).

» More recently, Auburn trailed by as much as 15 in the first half vs. LSU. The Tigers then caught fire in the second half to force overtime and then a J'Von McCormick layup with .01 seconds elevated Auburn to a 91-90 win.

» Auburn has produced 20 double-digit comebacks under Pearl, including eight that have come in the second half.

ANOTHER 20-WIN SEASON

» Auburn secured another 20-win season, albeit in dramatic fashion, with a 79-76 overtime win at Arkansas. The Tigers notched their 12th 20-win season in program history and earned the mark in the third-fewest games in program history (22).

Fewest Games to Reach 20 Wins

- 21: 1998-99, 1927-28
- 22: 2019-20, 2017-18, 1958-59
- 24: 1999-2000
- 29: 2018-19, 1983-84

» The Tigers have now recorded three straight 20-win seasons for the second time all-time after first accomplishing the feat from 1983-84 to 1985-86.

» After a win against LSU, Auburn secured its third consecutive 21-win season, a first in program history for the Tigers.

» Bruce Pearl joins Cliff Ellis and Sonny Smith as the only head coaches to lead Auburn to three 20-win seasons.

» In the 25 seasons that Bruce Pearl has been a head coach, including the 2019-20 campaign, his teams have amassed 20 20-win seasons. In simple math, Coach Pearl has won at least 20 games in a season in 80 percent of his seasons as the head coach.

ON THE HUNT FOR MORE

» Auburn is in search of setting a program record for most SEC wins over a 3-year span. The record of 35 is held during the stretch between 1958-60, which is also the only time the Tigers have won 10-plus conference games in three consecutive seasons. Entering Wednesday, Auburn has amassed 32 wins (eight in 2019-20, 11 in 2018-19, 13 in 2017-18).

70-PLUS LEADS TO DUBS

» When Auburn scores 70 or more points, that typically has equalled victory as of late. The Tigers are currently riding the second-longest winning streak when they score at least 70 points in a game.

Rank	Team	Streak
1.	Gonzaga	47
2.	Auburn	31
3.	Maryland	25
4.	Florida State	24
5.	San Diego State	18
6.	East Tennessee State	16
7.	Kansas	14
8.	Colorado State	13
9.	Sacred Heart	12
	Southern Illinois	12

(as of games completed Feb. 10)

ONE OF THE NATION'S BEST

» Auburn has won at the ninth-best rate in all of college basketball over the last two-plus seasons.

» The Tigers are one of 10 program in the country to amass 75 wins over the last two-plus seasons up until this point (through games played Feb. 10).

Team	'17-18	'18-19	'19-20	Total	Pct.
Gonzaga	32-5	33-4	25-1	90-10	.900
Virginia	31-3	35-3	15-7	81-13	.862
Duke	29-8	32-6	21-3	82-17	.828
Houston	27-8	33-4	19-5	79-17	.823
NMSU	28-6	30-5	19-6	77-17	.819
Murray State	26-6	28-5	18-6	72-17	.809
Villanova	36-4	26-10	17-6	79-20	.798
Michigan St.	30-5	32-7	16-8	78-20	.796
Auburn	26-8	30-10	21-2	77-20	.794
Cincinnati	31-5	28-7	15-8	74-20	.787
Kansas	31-8	26-10	20-3	77-21	.786
UNCG	27-8	29-7	19-6	75-21	.781
Vermont	27-8	27-7	19-6	73-21	.777
Buffalo	27-9	32-4	15-9	74-22	.771
Nevada	29-8	29-5	15-10	73-23	.760

(as of games completed Feb. 10)

KENPOM.COM CORNER

Adjusted Efficiency Margin

Value	SEC	NCAA
+17.2	1st	30th

Adjusted Offensive Efficiency
Points scored per 100 possessions

Value	SEC	NCAA
111.8	4th	30th

Adjusted Defensive Efficiency
Points allowed per 100 possessions

Value	SEC	NCAA
94.6	2nd	52nd

CLASS OF THE SEC

» In the last two-plus seasons, no team in the SEC has won more than Auburn as the Tigers are one of just three programs to amass 70 wins as of games completed through Feb. 10. Listed below are the records of all 14 SEC teams from the 2017-18 season until now.

Team	'17-18	'18-19	'19-20	Total
Auburn	26-8	30-10	21-2	77-20
Kentucky	26-11	30-7	18-5	74-23
Tennessee	26-9	31-6	13-10	70-25
LSU	18-15	28-7	17-6	63-28
Miss. State	25-12	23-11	15-8	63-31
Arkansas	23-12	18-16	16-7	57-35
Florida	21-13	20-16	14-9	55-38
Alabama	20-16	18-16	13-10	51-42
S. Carolina	17-16	16-16	14-9	47-41
Texas A&M	22-13	14-18	11-11	47-42
Missouri	20-13	15-17	11-12	46-42
Ole Miss	12-20	20-13	12-11	44-44
Georgia	18-15	11-21	12-11	41-47
Vanderbilt	12-20	9-23	9-14	30-57

(as of games completed Feb. 10)

A CLASS ABOVE THE REST

» The 2020 senior class made history with a win vs. Vanderbilt. The class amassed its 88th win, setting a program record for most victories in a 4-year period at Auburn all-time.

CLASS OF THE SEC: MOST GRADUATES SINCE 2014

When it comes to graduating players, nobody in the SEC has done it better than head coach Bruce Pearl and Auburn. Since 2014, the Tigers have had 23 student-athletes walk across the graduation stage and earn their degrees, which is the highest number in the SEC. Current senior Anfernee McLemore already has his degree in hand as he pursues a master's during the 2019-20 season.



Most Wins in a 4-Year Period

Seasons	Wins
2016-17 to 2019-20	94
1997-98 to 2000-01	87
2015-16 to 2018-19	85
1996-97 to 1999-2000	85
1998-99 to 2001-02	83

» The 2020 class is also shooting for the best 2-year and 3-year marks in program history, giving the class the best record in any time span ever at Auburn.

Most Wins in a 3-Year Period

Seasons	Wins
2017-18 to 2019-20	77
2016-17 to 2018-19	74
1998-99 to 2000-01	71
1997-98 to 1999-00	69
1983-84 to 1985-86	64

Most Wins in a 2-Year Period

Seasons	Wins
2017-18 & 2018-19	56
1998-99 & 1999-2000	53
2018-19 & 2019-20	51
1997-98 & 1998-99	45
2016-17 & 2017-18	44
1984-85 & 1985-86	44

SOLID OFFENSE, BETTER DEFENSE

» Auburn has been solid on offense, scoring 79.6 points per game this season. But, what has made a huge difference has been the attention to detail on the defensive end as the Tigers have allowed only 69.7 points per game. That mark is just 0.9 points per game over the lowest mark under head coach Bruce Pearl (2018-19, 68.8).

» Listed below are seasons in which the Tigers have averaged scoring over 75 points per game, while also holding opponents to fewer than 70 points per game.

Year	AU	Opp
1958-59	77.3	59.9
1964-65	75.1	67.4
1998-99	81.2	61.6
2018-19	79.7	68.8
2019-20	79.6	69.7

GAMEDAY EXPERIENCE: AUBURN ARENA

Built at a cost of \$86 million, Auburn Arena seats 9,121 fans for basketball games. Auburn Arena replaced the old Beard-Eaves Memorial Coliseum as the home of Tiger basketball for the 2010-11 season. The furthest seat in Auburn Arena is just 43 feet away from the court. Two-thirds of the seats are less than 27 feet in elevation from courtside offering a home environment that is unrivaled.



» In the four previous seasons the Tigers have accomplished the feat, Auburn touts a 91-29 record, including 47-17 in SEC play.

GOT THE CLAMPS

» The Tigers have made it frustrating for the opposition this season, holding all 23 teams under their scoring average in regulation. Listed below are the scoring averages and what Auburn allowed in the matchup.

Team	Avg.	Scored	Diff.
Ga. Southern	82.6*	74	-8.6
Davidson	70.9*	66	-4.9
South Alabama	78.5	69	-9.5
CSUN	73.0	70	-3.0
Colgate	67.3	62	-5.3
New Mexico	85.5	59	-26.5
Richmond	86.4	65	-21.4
Furman	78.2	66 ^	-12.2
Saint Louis	73.8	61	-12.8
NC State	82.5	73	-9.5
Lehigh	67.8	51	-16.8
Lipscomb	72.7	59	-13.7
Mississippi State	73.7	68	-5.7
Vanderbilt	79.2	79	-0.2
Georgia	80.0	60	-20.0
Alabama	82.3	82	-0.3
Florida	73.8	69	-4.9
South Carolina	69.9	67	-2.9
Iowa State	76.2	76	-0.2
Ole Miss	68.1	66 #	-2.1
Kentucky	75.4	66	-9.4
Arkansas	74.6	69 &	-5.6
LSU	80.2	74 %	-6.2

(* 2018-19 avg.)

^ - scored 78 total after overtime

- scored 82 total after two overtimes

& - scored 76 total after overtime

% - scored 90 total after overtime

» Auburn has held five opponents to their season-low scoring output at the time of the matchup.

80-PIECE

» In Auburn's win vs. LSU, the Tigers scored 80 points for the 13th time this season. Below are the highest number of 80-point games by Auburn coaches in program history.

AWARD CASE

Samir Doughty

Legends Classic All-Tournament Team

J'Von McCormick

Mike Slive Invitational MVP
SEC Player of the Week (Jan. 6)

Isaac Okoro

NBC Sports Player of the Week (Jan. 13)
SEC Freshman of the Week (Nov. 18)
SEC Freshman of the Week (Dec. 9)

Austin Wiley

Preseason All-SEC Second Team (Coaches)
Top 20 Breakout Players (Rothstein)
Legends Classic MVP
Legends Classic All-Tournament Team
SEC Player of the Week (Dec. 2)

Head Coach	Years	Games
Sonny Smith	1978-89	89
Cliff Ellis	1994-2004	89
Bill Lynn	1963-73	87
Bruce Pearl	2014-P	84
Joel Eaves	1949-63	72
Tommy Joe Eagles	1989-94	72

SAME OFFENSE, NEW FOCUS?

» While running one of the highest-scoring offenses in college basketball, the Tigers have had a minor switch in philosophy to adjust to its new personnel. Auburn has attacked the basket at a higher rate and gotten better looks at the hoop. Here's where Auburn stands in its first 23 games from 2018-19 and 2019-20.

	2018-19	2019-20
PPG	83.6	79.6
FG-FGA	676-1468	611-1397
FG%	46.0%	43.7%
3FG-3FGA	260-690	196-620
3FG%	37.7%	31.6%
3FG Per Gm	11.3	8.5
FT-FTA	311-448	412-611
FT%	69.4%	67.4%
% of Off. from 2	43.2%	45.4%
% of Off. from 3	40.6%	32.1%
% of Off. from FT	16.2%	22.5%

» Although the Tigers haven't been bombing 3s this season as much as last, they are still second in the league with 8.5 makes from downtown per game, trailing only Alabama's 10.2. Last year, Auburn set an SEC record with 454 3s made, good for second in NCAA history, trailing only Villanova's 464 in 2017-18.

» Auburn has made the 12th-most free throws in the country and has gotten to the charity stripe the third-most in the nation. Through 23 games last season, the Tigers were 216th in the NCAA in free throw makes and attempts.

MILESTONE WATCH

» Auburn has a few players that are within reach of achieving personal milestones during the 2019-20 season.

Player	Milestone	Has	Needs
Samir Doughty	1,000 Pts	973	27
	400 Reb	356	44
	250 FTM	239	11
Jamal Johnson	100 3s	73	27
J'Von McCormick	500 Pts	425	75
	200 Ast	153	47
Anfernee McLemore	900 Pts	820	80
	600 Reb	550	50
	200 Blk	186	14
Danjel Purifoy	350 Reb	307	43
	150 3s	114	36
Austin Wiley	450 Reb	433	17
	200 FTM	195	5

EVERYBODY EATS

» In 14 of Auburn's 23 games, at least four players have scored in double figures. In total, nine different players have reached the 10-point plateau so far this season. During the 2018-19 season, the Tigers had four players score in double figures 19 times.

HOME COOKIN'

» Auburn is currently riding a 16-game home winning streak inside Auburn Arena. It is the third home winning streak of at least 10 games since the final home game of the 2016-17 season. There had only been six home winning streaks of at least 10 games in program history prior to that.

Streak Began	Ended
36 Jan. 26, 1957	Jan. 7, 1961
30 Mar. 11, 1998	Mar. 1, 2000
17 3rd game of 1926	15th game of 1927
16 Feb. 20, 2019	?
15 Feb. 27, 1974	Jan. 10, 1976
13 Mar. 4, 2017	Feb. 7, 2018
12 Feb. 14, 2018	Jan. 19, 2019
10 Jan. 7, 1963	Feb. 3, 1964
10 Mar. 2, 2011	Jan. 11, 2012

» The 16-game winning streak is currently the longest in the SEC, ahead of Kentucky (12), LSU (six) and Mississippi State (five).

» Auburn's active winning streak of 16 at home is tied for the eighth-longest in country with Rutgers. The Tigers trail only Gonzaga (36), Prairie View A&M (22), South Dakota State (21), Florida State (19), Murray State (18), Liberty (17) and Oregon (17).

AUBURN ARENA SELLOUTS

» Auburn posted its first sellout of the season vs. NC State and has done so seven more times to bring its total to 36 in Auburn Arena history. The Tigers sold out the final three home non-conference games and then first two SEC contests, marking the first time in the building's history that it has been sold out for five straight games.

» Against LSU, Auburn sold out its eighth game of the season, breaking an Auburn Arena record for most sold-out games in the building's history, built in 2010.

» Of the 36 sellouts, 31 have come in the six seasons under head coach Bruce Pearl. Sixteen of the last 21 SEC games at Auburn Arena have been sold out.

AUBURN VS. TOP-25 OPPONENTS

» Auburn is 71-213 against teams from the AP Top 25 all-time. Last season, the Tigers set a program record by defeating six top-25 teams, including five in a row spanning a SEC Tournament title and a trip to the Final Four.

» Auburn is 14-22 as a ranked team vs. a ranked opponent all-time, but has won seven of the last eight occurrences.

ROAD WARRIORS

» The Tigers have won eight games away from Auburn Arena so far in 2019-20.

» The eight wins are the most in the SEC away from home, leading Florida (six), Alabama, Kentucky, LSU, South Carolina and Tennessee (five).

TOP OF THE PACK

» The Tigers have clinched the best marks in the SEC in both wins and winning percentage in non-league regular-season games over the last four seasons. Auburn is the only SEC team that has won at least 10 regular-season non-conference games in each of the last four seasons. The Tigers' 47 non-conference regular-season wins over the last four seasons are a school record in a 4-year span.

Team	'16-17	'17-18	'18-19	'19-20	Total
Auburn	11-2	12-1	11-2	13-0	47-5
Arkansas	11-2	11-2	9-4	12-1	43-9
Miss. State	9-3	12-1	12-1	9-4	42-9
Kentucky	10-3	11-2	11-2	10-3	42-10
Tennessee	8-5	10-2	12-1	8-5	38-13
Georgia	9-4	9-3	9-4	10-3	37-14
LSU	8-4	9-3	10-3	9-4	36-14
Alabama	7-5	9-4	9-4	8-5	34-17
Florida	10-3	9-4	8-5	8-5	35-17
Ole Miss	9-4	7-6	10-3	9-4	35-17
Texas A&M	8-4	11-2	7-5	6-6	32-17
Missouri	5-7	10-3	9-3	8-5	32-18
S. Carolina	10-3	9-4	5-8	8-5	32-20
Vanderbilt	7-6	6-7	9-4	8-5	30-22

» The Tigers have earned wins vs. notable opponents in Arizona, Dayton (twice), Davidson, Iowa State, Middle Tennessee, Murray State (twice), NC State, Oklahoma, TCU, Texas Tech, UConn (twice), Washington and Xavier (twice).

HOT START

» Auburn is off to one of the best starts in program history. With the win at Ole Miss, the Tigers improved to 18-2, matching the 2017-18 SEC championship team for the fourth-best 20-game start to a season in program history

Rank	Record	Year
1.	19-1	1927-28
	19-1	1958-59
	19-1	1998-99
4.	18-2	2019-20
	18-2	2017-18

GETTING NETTY

» Auburn appeared at No. 7 in the NCAA's first release of the NET this season. It previously tied for the highest rating achieved by the Tigers, matching the NET on Dec. 8, 2018. Auburn has since achieved its highest NET ranking at No. 5 on Dec. 30. The Tigers currently stand at No. 15.

TAKING AWAY OPTION A

Auburn has put an increased emphasis on taking out the opposition's top scorer heading into the matchup. Listed below are the top scorers Auburn has faced as well as how it fared this season.

Opp.	Player	AVG	PTS	FG-A	TO
GSU	Jackson	14.8*	6	2-6	2
Davidson	Grady	17.3*	6	2-10	4
So. Ala.	Ajayi	21.5	15	6-10	2
CSUN	Gomez	22.0	23	8-23	1
Colgate	Ivanauskas	14.3	12	6-17	3
UNM	Lyle	19.8	2	1-10	3
Richmond	Francis	18.6	7	3-14	3
Furman	Lyons	14.8	11	4-15	2
Saint Louis	Goodwin	15.4	15	7-17	4
NC State	Bryce	15.9	21	7-15	2
Lehigh	Cohen	13.9	18	7-20	5
Lipscomb	Johnson	15.2	17	5-13	3
Miss. St.	Carter	15.4	4	1-11	1
Vanderbilt	Nesmith	23.4	18	7-14	1
Georgia	Edwards	18.7	18	6-15	3
Alabama	Petty Jr.	16.7	7	2-9	1
Florida	Blackshear	15.0	11	4-14	3
S Carolina	Lawson	13.8	11	4-8	3
Iowa State	Haliburton	15.9	12	4-7	2
Ole Miss	Tyree	18.9	8	2-8	2
Kentucky	Richards	14.4	7	3-8	0
Arkansas	Jones	19.8	40	12-24	4
LSU	Mays	15.3	30	8-16	1
Totals	23 players	17.0	13.9	111-312	2.3
				(319)	(.356) (52)

» Auburn has appeared in the top 30 of the NET every day since Jan. 29 of last season. The Tigers are the only team in the SEC to be inside the top 30 in every NET ranking since Feb. 2 of last season.

» The Tigers are 11-2 against Quadrant I & II opponents. The 11 wins are tied with Maryland and Penn State as the fifth-most in the country, trailing only Kansas (15), Baylor (13), Seton Hall (13) and Butler (12).

ON THE RISE

» Auburn earned its first top-5 ranking since Jan. 17, 2000 when it appeared at No. 5 in the AP poll on Jan. 6.

» It is just the fifth season the program has been ranked in the top five in its history (1958-59, 1986-87, 1998-99, 1999-2000, 2019-20).

» The last time the Tigers were ranked as high as No. 4 was when they were in that spot four consecutive weeks from Dec. 27, 1999-Jan. 17, 2000. The highest ranking achieved by Auburn is No. 2 on Nov. 22, 1999.

» Coach Pearl is no stranger to being ranked inside the top five. His teams have achieved the benchmark in 10 of his 25 seasons as a head coach. Pearl and Southern Indiana were ranked in the top five every season from 1994-2001 reaching as high as No. 1 in 1995 and between 1997-99. Pearl's 2007 Tennessee team also reached No. 1.

ICE OKORO

» After hitting the game-winning shot at South Alabama with 2.9 seconds left, Isaac Okoro earned the nickname "Ice." In that same game at South Alabama, he became the only Auburn player in the last 15 years with a stat line of 15 points, six rebounds, six assists, two steals and two blocks in a game.

» Okoro ranks second on the team in scoring (12.9), field goal percentage (.507) and steals (23) and third in blocks (22).

» Okoro is one of just seven freshmen in the SEC to average double figures overall.

School	Player	PPG
Georgia	Anthony Edwards	19.7
LSU	Trendon Watford	13.9
Kentucky	Tyrese Maxey	13.4
Alabama	Jaden Shackelford	13.2
Auburn	Isaac Okoro	12.9
S. Carolina	Jermaine Couisnard	11.8
Vanderbilt	Scotty Pippen Jr.	11.2

» The Powder Springs, Ga. native scored in figures in the first six games of his career, becoming just the second freshman since 1990 to accomplish the feat and the first since Mustapha Heron in 2016. The previous record holder was All-American Wesley Person, who did it in his first 14 games. Okoro has scored in double figures in 16 of 23 games to begin his career.

» Okoro's 50.7 field goal percentage ranks 12th in the country among freshmen. Of the top-shooting freshmen, Okoro is the only one to have made at least 15 3s (16-of-56).

Player	FG-FGA	FG%
Onyeka Okongwu (USC)	143-235	60.9
Zeke Nnaji (Arizona)	131-218	60.1
D.J. Burns Jr. (Winthrop)	140-234	59.8
Trayce Jackson-Davis (Indiana)	112-188	59.6
Mahamadou Diawara (Stetson)	126-213	59.2
Vernon Carey (Duke)	152-261	58.2
Isaiah Stewart (Washington)	150-268	56.0
Joe Pridgen (Holy Cross)	150-271	55.4
Kofi Cockburn (Illinois)	115-220	52.3
Precious Achiuwa (Memphis)	129-253	51.0
Amari Davis (Green Bay)	169-332	50.9
Isaac Okoro (Auburn)	106-209	50.7

» Okoro was named SEC Freshman of the Week after Nov. 18 as well as Dec. 9. He is the fourth freshman in program history to earn the weekly recognition twice in a season, joining Jared Harper (2016-17), Aaron Swinson (1991-92) and Wesley Person (1990-91).

» He is one of just five players in the country to have their high school jersey retired, joining Jordan Bowden (Tennessee), Landers Nolley II (Virginia Tech), Reggie Perry (Mississippi State) and Joe Quintana (LMU).

LEAVE NO DOUGHT(Y)

» After being a secondary scoring option last season, Samir Doughty has asserted himself as the top option in 2019-20. He's averaging a team-best 16.0 points per game. Last season, Doughty had an average of 7.3 points per game.

NEW BLOODS VS. BLUE BLOODS

	'17-18	'18-19	'19-20	Overall	Trophies	Conf. Titles	Tourn. Titles	vs. AU
Auburn	26-8	30-10	21-2	77-20	4	1	1	-
Kentucky	26-11	30-7	18-5	74-23	3	0	1	2-3
Kansas	31-8	26-10	20-3	77-21	5	1	1	0-1
North Carolina	26-11	29-7	10-13	63-31	1	1	0	0-1
Duke	29-8	32-6	20-3	81-17	3	0	1	1-0
Michigan State	30-5	32-7	16-8	78-20	6	2	1	0-0

Trophies, titles and vs. AU since 2017-18

Most Improved Players in the SEC

Player	'18-19	'19-20	Diff.
Nick Richards (UK)	4.0	14.6	+10.6
Immanuel Quickley (UK)	5.2	14.8	+9.6
John Fulkerson (UT)	3.1	12.2	+9.1
Yves Pons (UT)	2.2	11.1	+8.9
Samir Doughty (AU)	7.3	16.0	+8.7
Darius Days (LSU)	5.3	11.7	+6.4

» Doughty is averaging 21.4 points per game over his last five games, pouring in strong efforts against Iowa State (18), Ole Miss (17), Kentucky (23), Arkansas (23) and LSU (26).

» Doughty has eight 20-point games in the first 23 games this season, including three straight, after the senior entered the season with just two 20-point efforts in 75 career games.

» In Auburn's win at South Alabama, Doughty scored 10 points and tied a career-high with 10 rebounds. It was his second career double-double and first as a member of the Auburn Tigers. The Philadelphia, Pa. native had 10 points and 10 assists against Saint Joe's while suiting up for VCU on Feb. 14, 2017. Doughty's 10 rebounds matched his output vs. Dayton on Dec. 8, 2018.

» Doughty followed up that performance with a career-high 33 points on 10-of-15 from the floor, including 6-of-8 from deep, in the Tigers' 116-70 triumph over CSUN. He also chimed in with eight boards and three assists.

» In Auburn's win vs. Colgate, Doughty had a team-best 20 points on 7-of-13 shooting. In that game, Doughty produced a crossover, step-back 3-pointer that sent his defender flying and earned him the No. 1 spot on the Sportscenter Top 10 for Nov. 18.

» The senior was named to the Legends Classic All-Tournament Team after scoring 19 points against New Mexico and 22 vs. Richmond, both team-highs.

» Doughty had 23 points vs. Kentucky to elevate the Tigers in the top-20 battle. He went 14-of-15 from the charity stripe to highlight his outing. In the first half, Doughty nearly had half of Auburn's points (34) when he touted 16 on 4-of-6 shooting and 7-of-7 from the foul line.

» In last week's come-from-behind overtime wins at Arkansas and vs. LSU, Doughty chimed in with 23 and 26 points, respectively, while battling sickness that allowed him to practice just once during the week.

THE BIG MAN IS HUNGRY

» Austin Wiley is as healthy as he's ever been and it's showing. The senior has scored in double figures in 14 of 23 games and has double-digit rebounds 10 times so far this season. Wiley has nine double-doubles this season after entering the season with just two in his career.

» Where Wiley has shown the most progress is at the charity stripe. Coming into the season as a 52.5 percent free throw shooter, the senior is 91-of-130 from the charity stripe (70 percent).

» Wiley draws 7.5 fouls per 40 minutes, the eighth-most of any player in the country trailing only Lamine Diane of CSUN (8.6), Vernon Carey of Duke (7.8), Markus Howard of Marquette (7.7), Derek Culver of West Virginia (7.6), Mason Jones of Arkansas (7.6), Filip Petrushev of Gonzaga (7.6) and Darius Williams of Prairie View A&M (7.5).

» He was named the SEC Player of the Week on Dec. 2 - the first in his career - after averaging 16 points and 10.5 rebounds per game en route to being named the MVP at the Legends Classic. He became the fourth center in program history to earn the weekly award, joining Mamadou N'diaye (1999), Aaron Swinson (1994) and Jeff Moore (1987).

WE'VE GOT J'VON

» While replacing Jared Harper's name in the popular song "We've Got Jared" to "We've Got J'Von" is easy, the replacement of Jared on the court was going to be a challenge heading into the 2019-20 season.

» McCormick has stepped in and already made a huge impact. The senior is second in the league with a 2.02 assist-turnover ratio and third with 4.7 assists per game, highlighted by a single-game program record of 16 vs. CSUN.

» The previous record of 15 was held by Eddie Johnson vs. LSU on Jan. 3, 1976. Former floor general Jared Harper was next in line with 14 assists vs. Vanderbilt on Feb. 3, 2018.

» McCormick's 16 assists are tied for the ninth-most in SEC single-game history and are the most by any player in the league since Phil Pressley (Missouri) had 19 dimes in 2013.

» McCormick's 16 assists are tied for the second-most by any player in the country this season, tying Cameron Parker (Sacred Heart), who also owns the top spot with 24.

» The New Orleans, La. native was named the SEC Player of the Week on Jan. 6 after scoring 28 points in a win at Mississippi State. It was the most points by an Auburn player in a road SEC win since since KT Harrell dropped 28 at LSU Feb. 5, 2015.

» Against LSU, McCormick almost made history when he produced a stat line of 26 points, nine assists and nine rebounds. He nearly became the second player in program history to accomplish a triple-double, joining Kenny Gabriel vs. Bethune-Cookman on Jan. 2, 2012 when he had 24 points, 13 rebounds and 10 blocks.

RETURN TO SENDER

» After setting a program record with 190 blocks last season, the Tigers have had four of the program's top-11 single-season block totals during Bruce Pearl's five seasons on the Plains.

» A big key to that has been the brick wall of Anfernee McLemore, who is inside the top five in program history in career blocks.

All-Time Blocks Leaders (Auburn)

1. Kyle Davis _____ 2000-04 _____ 360
2. Mamadou N'diaye _____ 1996-2000 _____ 241
3. **Anfernee McLemore _____ 2016-P _____ 186**
4. Horace Spencer _____ 2015-19 _____ 170
5. Korvotney Barber _____ 2005-09 _____ 155
6. Charles Barkley _____ 1981-84 _____ 145
7. Chris Morris _____ 1984-88 _____ 141
8. Pat Burke _____ 1993-97 _____ 133
9. Asauhn Dixon-Tatum _____ 2012-14 _____ 108
10. Kenny Gabriel _____ 2009-12 _____ 105

» McLemore also ranks highly in the country in career active blocks leaders.

Active Career Blocks Leaders

1. Mike Watkins _____ Penn St. _____ 261
- Josh Nebo _____ Texas A&M _____ 261
3. Hayden Koval _____ Central Ark. _____ 253
4. Osasumwen Osaghae _____ FIU _____ 229
5. James Dickey _____ UNCG _____ 213
6. Nathan Knight _____ William & Mary _____ 206
7. Matt Haarms _____ Purdue _____ 196
8. James Banks III _____ Georgia Tech _____ 192
9. Kylor Kelley _____ Oregon St. _____ 189
10. Joshua Patton _____ Sacramento St. _____ 188
11. Luke Knapke _____ Toledo _____ 187
12. **Anfernee McLemore _____ Auburn _____ 186**
- Hasahn French _____ Saint Louis _____ 186

PEARL COACHES 100TH SEC GAME AT AU

» Auburn head coach Bruce Pearl coached his 100th SEC game in charge of the Tigers vs. LSU Saturday. Listed below are the coaches with the most SEC wins in program history:

Coach	Seasons	Games	Record
Joel Eaves	1949-63	199	124-75
Sonny Smith	1978-89	198	84-114
Bill Lynn	1963-73	172	84-88
Cliff Ellis	1994-2004	160	73-87
Shug Jordan	1933-42, 45-46	117	61-56
Bruce Pearl	2014-P	100	48-52

» In Pearl's first three seasons at Auburn, the Tigers had a 16-38 record in SEC play. Over the last three years, including 2019-20, Auburn is 32-14 during league action.

PEARL RISING IN SEC RECORD BOOK

» Through his tenures as head coach at two SEC schools - Auburn and Tennessee - Bruce Pearl has won a ton of games. Below is where he stands in the SEC coaching ranks all-time.

By Victories (SEC Schools Only)

12. Ray Mears _____ UT _____ 278
- Roy Skinner _____ VU _____ 278
14. **Bruce Pearl _____ AU/UT _____ 267**
15. Wimp Sanderson _____ UA _____ 265
- John Mauer _____ UK/UT/UF _____ 265
17. Hank Crisp _____ UA _____ 264
18. Nolan Richardson _____ AR _____ 249

SEC Regular Season Games

15. Joel Eaves _____ AU _____ 124
16. Rick Stansbury _____ MS _____ 122
17. **Bruce Pearl _____ AU/UT _____ 113**
18. Hank Crisp _____ UA _____ 112
19. Don DeVoe _____ UT/UF _____ 110
20. Nolan Richardson _____ AR _____ 109
21. Bob Polk _____ VU _____ 107

RPI IMPROVEMENT

» In the four seasons before 2014-15, the Tigers held an average final RPI of 202. Since that point, Auburn has averaged a final RPI of 80.8. Here are the final RPI/NET rankings in the last nine seasons.

2010-11	253	
2011-12	145	
2012-13	250	
2013-14	160	
2014-15	132	(Under Coach Pearl)
2015-16	160	(Under Coach Pearl)
2016-17	82	(Under Coach Pearl)
2017-18	16	(Under Coach Pearl)
2018-19	14	(Under Coach Pearl)

DROUGHT BUSTERS

» Under head coach Bruce Pearl, Auburn has snapped a significant streak held by nearly every team in the SEC.

Team	Streak	Ended
UA	L, 7 at Alabama	W, 82-77 (2/4/17)
ARK	L, 8 overall	W, 90-86 (2/17/16)
UF	L, 11, 21 of 22 overall	W, 76-62 (2/5/19)
UGA	L, 6 of 7 at Georgia	W, 69-68 (2/14/15)
UK	L, 18, 32 of 33 overall	W, 75-70 (1/16/16)
MSU	L, 6 at Miss. St.	W, 76-68 (1/13/18)
MIS	L, 3 at Missouri	W, 77-72 (1/10/17)
OM	L, 8 at Ole Miss	W, 79-70 (1/30/18)
UT	L, 10 at Tennessee	W, 94-84 (1/2/18)
VU	L, 13 overall	W, 93-81 (2/3/18)

PEARL WINS HIS 100TH GAME AT AUBURN

» Auburn's win over Kentucky in the Elite Eight was Bruce Pearl's 100th win in his 171st game as Auburn's head coach. Pearl is the first head coach in Auburn history to win 100 games in his first five seasons. This includes a 5-3 mark in the NCAA Tournament as Pearl matches Cliff Ellis (5-3) for the second-most NCAA Tournament wins by a head coach in Auburn history. Pearl and Ellis only trail Sonny Smith, who led the Tigers to a 7-5 record in five straight NCAA Tournament appearances from 1984-88.

» With a win at Vanderbilt on Feb. 16, Coach Pearl picked up his 100th SEC win. Pearl became the 23rd coach in conference history to amass 100 victories and just the fifth to accomplish the feat while coaching two schools.

2019-20 TEAM LEADERS

Led Auburn in Scoring	Overall	SEC
Samir Doughty	12	4
Isaac Okoro	6	2
J'Von McCormick	3	1
Danjel Purifoy	2	1
Devan Cambridge	1	1
Anfernee McLemore	1	1

Led Auburn in Rebounds	Overall	SEC
Austin Wiley	18	7
Danjel Purifoy	3	2
Isaac Okoro	2	2
Samir Doughty	2	1
Anfernee McLemore	1	1

Led Auburn in Assists	Overall	SEC
J'Von McCormick	16	6
Samir Doughty	6	3
Isaac Okoro	4	3
Danjel Purifoy	2	2

Led Auburn in Steals	Overall	SEC
Isaac Okoro	10	6
Samir Doughty	7	2
J'Von McCormick	5	3
Danjel Purifoy	4	2
Anfernee McLemore	4	1
Allen Flanigan	2	2
Devan Cambridge	2	1
Jamal Johnson	1	1
Tyrell Jones	1	0
Austin Wiley	1	0

Led Auburn in Blocks	Overall	SEC
Austin Wiley	10	5
Anfernee McLemore	8	2
Isaac Okoro	7	5
Danjel Purifoy	2	1
Babtunde Akingbola	2	0
Devan Cambridge	1	1
J'Von McCormick	1	1

Led Auburn in FT Made	Overall	SEC
Samir Doughty	13	4
Austin Wiley	8	3
Isaac Okoro	5	2
J'Von McCormick	3	3
Danjel Purifoy	3	1
Anfernee McLemore	1	0

SEC STANDINGS

	SEC	Pct.	H	A	Overall	Pct.	H	A	N	Strk
Auburn	8-2	.800	5-0	3-2	21-2	.913	13-0	4-2	4-0	W6
Kentucky	8-2	.800	5-0	3-2	18-5	.782	13-1	4-2	1-2	W2
LSU	8-2	.800	5-0	3-2	17-6	.739	12-1	4-3	1-2	L2
Florida	6-4	.600	4-1	2-3	14-9	.609	8-3	2-5	4-1	L1
Mississippi State	6-4	.600	5-1	1-3	15-8	.652	11-2	2-4	2-2	W1
South Carolina	6-4	.600	4-1	2-3	14-9	.609	9-4	5-3	0-2	W1
Alabama	5-5	.500	3-2	2-3	13-10	.565	8-3	3-5	2-2	W1
Tennessee	5-5	.500	2-3	3-2	13-10	.565	8-5	3-4	2-1	L1
Texas A&M	5-5	.500	2-2	3-3	11-11	.500	8-4	3-3	0-4	L1
Arkansas	4-6	.400	2-3	2-3	16-7	.696	12-3	4-4	0-0	L2
Ole Miss	3-7	.300	2-3	1-4	12-11	.522	9-4	1-6	2-1	W2
Missouri	3-7	.300	3-2	0-5	11-12	.478	9-3	1-7	1-2	W1
Georgia	2-8	.200	2-3	0-5	12-11	.522	10-3	1-6	1-2	L2
Vanderbilt	1-9	.100	1-4	0-5	9-14	.391	9-7	0-6	0-1	L1

Team	Top-100 Wins	Away From Home
Auburn	12	6
Kentucky	10	5
LSU	8	3
Arkansas	6	3
Florida	6	3
Alabama	6	1
Mississippi State	5	2
South Carolina	4	3
Tennessee	4	3
Ole Miss	4	2
Georgia	4	1
Missouri	4	1
Texas A&M	2	1
Vanderbilt	2	1

(as of games completed Feb. 2)

» The other coaches to have 100 SEC wins while leading two programs include C.M. Newton (195, Alabama and Vanderbilt), Tubby Smith (139, Georgia and Kentucky), Don DeVoe (110, Tennessee and Florida) and John Mauer (103, Tennessee and Florida).

» Coach Pearl is one of just two active coaches to tally 100 conference wins in the league, joining Kentucky head coach John Calipari.

LET IT FLY

» As Coach Pearl has said, "As long as the 3 is worth more than the 2, we'll continue to take them." Below are all the games Auburn has hit at least 15 3-pointers as a team.

All-Time Games with 15+ 3-pointers

3s	Opponent	Date
21	Coastal Carolina	Dec. 15, 2016
18	LSU	Feb. 8, 2020
18	South Alabama	Nov. 6, 2018
18	Temple	Nov. 19, 2004
17	CSUN	Nov. 15, 2019
17	North Carolina	March 29, 2019
17	Arkansas	Feb. 20, 2019
17	Vanderbilt	Feb. 3, 2018
17	Northwestern State	Nov. 27, 2015
16	LSU	Feb. 9, 2019
16	Missouri	Jan. 30, 2019
15	Tennessee	March 17, 2019
15	Saint Peter's	Nov. 28, 2018
15	Alabama	Feb. 4, 2017
15	Arkansas	Feb. 17, 2016
15	Nicholls State	Nov. 24, 2004
15	Arkansas	Jan. 6, 1996
15	West Florida	Dec. 12, 1994

OKORO ON DRAFT BOARDS

» In the latest 2020 NBA Mock Draft on ESPN.com, freshman Isaac Okoro was projected to be picked 10th.

» "He is one of the most gifted athletes in this class. He has a shredded, 225-pound frame that makes it impossible to dislodge him on straight line drives. He also has outstanding feet getting over the top of screens or mirroring opponents in one-on-one situations. His 6-foot-10 wingspan should allow him to see time guarding power forwards in smaller lineups, but he's at his best right now smothering point guards. Seven games into the season, there's little doubt that Okoro has established himself as one of the best defenders in college basketball." - Jonathan Givony

» The Athletic's Sam Vecenie tabs Okoro to go 14th overall.

» "To call him defense first is real. Okoro might be the best defensive wing in the country right now, and he's only 18 years old. He's an absolute monster athletically, and he flies around and makes plays while also consistently staying close enough guarding position to handle his man. Okoro is an exceptional finisher due to that leaping ability, and his feel for the game is strong. He makes plays for his teammates, and can pass it a bit." - Sam Vecenie

MAKE ROOM IN THE TROPHY CASE

» Since the 2017-18 season, Auburn has won four trophies: 2018 SEC title, 2019 SEC Tournament crown, 2019 NCAA Midwest Regional championship and the 2019 Legends Classic.

» The Tigers lead the SEC in trophies in the last two-plus seasons. As a whole, the league has amassed 11 trophies through league championships, conference tournament championships, NCAA regional championships and in-season tournament championships. Auburn has four and Kentucky has three, while Florida, LSU, Tennessee and Texas A&M have all won one.

EARLY BRACKETOLOGY

» When the men's basketball committee unveiled its top 16 teams on Feb. 8, the Auburn Tigers were shown as the No. 13 overall seed and the top No. 4 seed. The committee placed Auburn in the South region along with Baylor (1), Louisville (2) and Seton Hall (3).

TIGERS PERFECT VS. NON-CON AT HOME

» Auburn has posted a 29-0 home record against non-conference opponents over the last three-plus seasons, including an 8-0 mark last season, 7-0 in 2017-18 and 6-0 in 2016-17.

» During Bruce Pearl's five years as Auburn's head coach, the Tigers have posted a 40-3 (.930) mark against non-conference opponents at Auburn Arena.

THE SCHEDULE

» Auburn has put together another top schedule to get the Tigers ready for the second half of the season. Auburn has won more games than any team in the SEC ranked in the KenPom top 100 and is tied for the most top-100 victories away from home.

HIGH-QUALITY OPPONENTS

» Auburn has played seven opponents picked to finish in the top three of its league. The Tigers were the only team in the SEC to play seven top-3 projected finishers in their first eight games of the season.

» Auburn played Georgia Southern (third), Davidson (second), South Alabama (first), CSUN (third), Colgate (first) New Mexico (third) and Furman (third).

WHAT'S RETURNING?

» Auburn returns just two starters from last season's Final Four and SEC Tournament championship winning team in Samir Doughty and Anfernee McLemore.

» The Tigers return just 32 percent of their 3,188 points from a season ago. Auburn lost five of its top eight scorers, including its top three from last year's team.

ROSTER NUGGETS

» Auburn boasts a unique roster heading into the 2019-20 season. The Tigers have seven seniors, zero juniors, five sophomores and eight freshmen.

» Auburn's eight newcomers is tied with Florida for second-most in the SEC behind Georgia's 10. It is the second-most newcomers Bruce Pearl has had at Auburn, trailing only 10 in 2016-17.

» Auburn has 10 players who are 6-foot-6 or taller, which is the most Coach Pearl has had at Auburn and tied for the most he's ever had (10 in 2010-11 at Tennessee).

» Auburn is one of just two programs to have two sets of father-son combinations on its roster: Head coach Bruce Pearl and assistant coach Steven Pearl, as well as assistant coach Wes Flanigan and freshman Allen Flanigan. Utah's combinations include head coach Larry Krystkowiak and freshman Luc Krystkowiak, as well as director of operations Chris Jones and freshman Rylan Jones.

FAST STARTS

» Below are the biggest runs to begin a game this season.

Team	Run	Time Elapsed
Davidson	12-2	4:57
CSUN	11-0	2:32
Colgate	15-2	3:27
Iowa State	12-6	4:32

STREAKS COME TO A CLOSE

» Auburn's loss at Alabama marked the end of some of the best streaks in program history. The Tigers were off to their third-best start to a season in program history.

Season	Record	First Loss
1958-59	19-0	Feb. 21 at #3 Kentucky
1998-99	17-0	Jan. 20 at #7 Kentucky
2019-20	15-0	Jan. 15 at Alabama

» In the two previous seasons that Auburn had started 15-0, the Tigers combined for a final record of 48-7, including 26-4 in SEC play. The 1998-99 team had the previous single-season wins record (29) before the 2018-19 team that advanced to the Final Four won 30 games.

» Including this season, head coach Bruce Pearl recorded two 15-0 starts in his career, but the 2019-20 season is the first of his tenure as a Division I head coach. He accomplished the feat in 2000-01 (16-0) while at Southern Indiana.

» Auburn's 15-0 start this season became just the 12th start of at least 15-0 in SEC history. The Tigers, who have three starts of at least 15-0 in their history, join Kentucky (six) as the only schools that have multiple 15-0 starts in conference history. This year's Auburn's squad is the first SEC team to start a season 15-0 since South Carolina began the 2015-16 campaign with the same record.

» Auburn tied for the third-longest winning streak in program history. The Tigers have produced win streaks of at least 10 games 10 times, including 2019-20. Below are the largest win streaks in program history.

Streak Began	Ended
30 Jan. 22, 1958	Feb. 21, 1959
17 Nov. 13, 1998	Jan. 20, 1999
15 Jan. 30, 1960	Jan. 7, 1961
15 First 15 games of 2019-20	Jan. 15, 2020
14 First 14 games of 1927-28	15th game
14 Dec. 1, 1999	Jan. 22, 2000
14 Nov. 10, 2017	Jan. 17, 2018
12 Feb. 27, 2019	April 6, 2019
11 Third game of 1926-27	Feb. of 1927
10 Jan. 20, 1962	Feb. 26, 1962

» Auburn, which won 14 straight during the 2017-18 season, 12 straight leading into last season's Final Four and 15 straight to begin the year has won at least 12 straight games in three straight seasons for the first time in program history. There have only been two other times in school history where Auburn has won at least 10 straight games in consecutive seasons.

» Auburn is one of just four programs in the country to boast three separate 12-game winning streaks over the last three seasons, along with Gonzaga, Michigan State and Virginia.

AUBURN TO PLAY IN ORLANDO IN 2020

» Auburn is slated to take part in the 2020 Orlando Invitational Nov. 26-29 next season at HP Field House at ESPN Wide World of Sports near Orlando, Fla.

» The Tigers are joined in the eight-team field by Belmont, Boise State, Gonzaga, Michigan State, Saint Louis, Siena and Xavier.

» It will be Auburn's first appearance in the annual tournament. The Tigers are 5-2 all-time in Orlando, which includes a tournament title at the 1985 Red Lobster Classic.

COOPER NAMED ALL-AMERICAN

» Auburn signee Sharife Cooper was named a 2020 McDonald's All-American. The 5-star point guard is just the third signee in program history to be named a McDonald's All-American, joining Korvotney Barber (2005) and Frank Ford (1983).

» Cooper, who plays at McEachern High School in Powder Springs, Ga., is the reigning USA Today National Player of the Year, is one of 10 semifinalists for the 2020 Naismith High School Trophy.

BURCHAM DEBUTS AS NEW VOICE

» Andy Burcham has assumed his new role as Voice of the Auburn Tigers, taking the lead as the play-by-play radio broadcaster for the Auburn men's basketball, football and baseball programs. Burcham took over as Auburn's lead announcer this fall following the death in May of his best friend and baseball broadcast partner, Rod Bramblett.

» After calling Auburn women's basketball games for 31 seasons, Burcham made his debut as the primary men's basketball announcer in the season-opening win vs. Georgia Southern on Nov. 5 - what would have been Bramblett's 54th birthday.

» Over the years, Burcham handled play-by-play for a few men's basketball games when Bramblett was unavailable, most recently the season opener in 2013.

PRESEASON 2019-20 SEC POLL

» Heading into the 2019-20 season, Auburn was picked to finish fourth in the preseason Southeastern Conference poll. The predicted fourth-place finish is the third-highest projection for the Tigers in the annual poll since 2000. Auburn was chosen to finish third in the 2003-04 and 2018-19 polls.

1. Kentucky
2. Florida
3. LSU
4. Auburn
5. Tennessee
6. Alabama
7. Mississippi State
8. Ole Miss
9. Georgia
10. South Carolina
11. Arkansas
12. Texas A&M
13. Missouri
14. Vanderbilt

WILEY PICKED PRESEASON ALL-SEC

» Austin Wiley was chosen Preseason Second Team All-SEC by the league's coaches. He was one of 20 players chosen to the annual list.

» In 29 games last season, Wiley averaged 6.9 points and 4.0 rebounds per game to go along with 37 blocks. The senior shot a team-best 57 percent from the floor and scored in double figures eight times.

MEET THE FUTURE

Following the greatest season in Auburn basketball history that included a run to the Final Four and a Southeastern Conference Tournament title, head coach Bruce Pearl and Tigers signed three elite players during the 2019-20 early signing period.

"We signed three great kids who have all worked extremely hard to try to separate themselves from the competition - Justin Powell as an elite shooter, Sharife Cooper as a unique and special playmaker and scorer, and Chris Moore as a powerful, versatile mismatch."
- Head Coach Bruce Pearl

2020 Class			
Name	Pos.	Ht.	Hometown
Sharife Cooper	G	6-0	Powder Springs, GA
Chris Moore	F	6-6	West Memphis, AR
Justin Powell	G	6-5	Goshen, KY

- Consensus top-15 class: #9 (ESPN), #12 (247 Sports), #14 (Rivals)
- 3rd top-10 class signed in the early signing period all-time
- Auburn, Kentucky and LSU are the only 3 in the SEC to sign top-25 classes 5 times in the past 6 years

**Sharife Cooper
G, 6-0, 160**

ESPN: 5 star, #17 overall, #2 PG, #2 in GA
Rivals: 5 star, #16 overall, #4 in GA
247 Sports: 5 star, #19 overall, #2 PG, #2 in GA

- Highest rated signee in program history
- Became 3rd Auburn signee all-time to be named a McDonald's All-American
- 2018-19 USA Today National Player of the Year
- Led McEachern HS to 32-0 record and a state title his junior year
- 28.6 points, 8.7 assists, 6.0 rebounds and 4.1 steals per game as a junior

**Chris Moore
F, 6-6, 220**

ESPN: 3 star, #5 in AR
Rivals: 4 star, #101 overall, #4 in AR
247 Sports: 3 star, #126 overall, #4 in AR

- 17.2 points, 13.0 rebounds, 4.9 assists, 1.5 blocks 63% FG as a junior
- Led West Memphis HS to state semifinals
- 17.7 points, 6.1 rebounds, 1.3 assists, 1.1 blocks per game for Woodz Elite in Nike EYBL Circuit
- Led Woodz Elite to No. 1 national ranking

**Justin Powell
G, 6-5, 180**

ESPN: 4 star, #82 overall, #1 in KY
Rivals: 3 star
247 Sports: 3 star, #153 overall, #2 in KY

- Wasn't ranked in September last year due to injury, rose all the way to #82 in 14 months
- 13.2 points per game with Indy Heat
- 50% FG, 55% 3-pt in Nike EYBL Circuit
- Last player signed out of KY was Daymeon Fishback

STAT RANKINGS (AS OF 2/10)

	Value	SEC	NCAA
Winning Pct.	.913	1st	4th
Scoring Offense	79.6	3rd	19th
Scoring Defense	69.7	10th	188th
Scoring Margin	+9.9	1st	35th
Field Goal Pct.	.437	9th	181st
Field Goal Pct. Def.	.414	9th	108th
3-pt. FG Per Game	8.5	2nd	66th
3-pt. FG Pct.	.316	7th	275th
3-pt. FG Pct. Def.	.317	10th	106th
Free Throw Pct.	.674	13th	277th
Free Throw Made	412	2nd	12th
Free Throws Att.	611	1st	3rd
Rebounds	41.5	1st	5th
Rebound Margin	+6.3	3rd	29th
Off. Rebounds	13.7	1st	7th
Def. Rebounds	27.8	4th	42nd
Assists	13.3	8th	168th
Assist/Turnover	1.01	5th	152nd
Turnover Margin	+0.6	6th	154th
Turnovers Forced	13.7	9th	168th
Blocks	5.2	2nd	20th
Steals	6.1	10th	200th

INDIVIDUAL

Assists Per Game

J'Von McCormick 4.7 3rd 69th

Assist-to-Turnover Ratio

J'Von McCormick 2.02 2nd 77th

Blocks Per Game

Austin Wiley 1.5 6th 79th

Anfernee McLemore 1.4 7th 94th

Defensive Rebounds Per Game

Austin Wiley 5.8 2nd 98th

Double Doubles

Austin Wiley 9 3rd 40th

Free Throws Attempts

Samir Doughty 134 3rd 60th

Austin Wiley 130 5th 76th

Free Throws Made

Samir Doughty 103 4th 58th

Austin Wiley 91 8th 123rd

Offensive Rebounds Per Game

Austin Wiley 3.3 2nd 34th

Points Per Game

Samir Doughty 16.0 7th 164th

Rebounds Per Game

Austin Wiley 9.0 2nd 58th

Total Assists

J'Von McCormick 109 3rd 73rd

Total Blocks

Austin Wiley 35 6th 81st

Anfernee McLemore 33 7th 96th

Total Points

Samir Doughty 367 7th 192nd

Total Rebounds

Austin Wiley 208 2nd 61st

WINS/LOSSES

Category	Wins	Losses
Scoring Offense	81.9	55.5
Scoring Defense	69.1	76.0
Scoring Margin	+12.8	-20.5
Field Goal Pct.	.451	.288
Field Goal Pct. Def.	.410	.464
3-pt. FG Per Game	8.8	5.5
3-pt. FG Pct.	.325	.216
3-pt. FG Pct. Def.	.312	.368
Free Throw Pct.	.679	.627
Free Throws Made	18.1	16.0
Opp. Free Throws Made	12.9	18.0
Rebounds	42.0	36.0
Rebound Margin	+7.5	-6.5
Off. Rebounds	13.9	12.0
Def. Rebounds	28.1	24.0
Assists	13.8	7.5
Assist/Turnover	1.1	0.5
Turnover Margin	+0.6	+0.5
Turnovers Forced	13.6	15.0
Steals	6.2	5.0
Blocks	5.2	5.5

CURRENT STREAKS

Overall	Won 6
vs. Unranked	Won 4
vs. Ranked	Won 2
Home	Won 16
vs. SEC	Won 8
vs. Non-SEC	Won 29
vs. Ranked	Won 3
vs. Unranked	Won 13
Road	Won 2
vs. SEC	Won 2
vs. Non-SEC	Won 1
vs. Ranked	Lost 3
vs. Unranked	Won 2
Neutral	Won 4
vs. Ranked	Lost 1
vs. Unranked	Won 11

CONSECUTIVE GAMES WITH A 3-POINTER

Samir Doughty	7
Isaac Okoro	5
Danjel Purifoy	4

CONSECUTIVE GAMES WITH 10+ POINTS

Samir Doughty	6
Danjel Purifoy	4
J'Von McCormick	2

AUBURN IN THE RANKINGS

Date	AP	Coaches	NET
Preseason	24	23	-
Nov. 11	22	23	-
Nov. 18	19	18	-
Nov. 25	18	17	-
Dec. 2	14	13	-
Dec. 9	12	10	-
Dec. 16	12	9	7
Dec. 23	8	8	8
Dec. 30	8	7	5
Jan. 6	5	5	6
Jan. 13	4	4	6
Jan. 20	16	16	20
Jan. 27	17	16	20
Feb. 3	11	10	19
Feb. 10	11	11	15

AP POLL

Rank	School	Record	Points
1	Baylor	21-1	1,583
2	Gonzaga	25-1	1,546
3	Kansas	20-3	1,450
4	San Diego State	24-0	1,422
5	Louisville	21-3	1,331
6	Dayton	21-2	1,255
7	Duke	20-3	1,211
8	Florida State	20-3	1,170
9	Maryland	19-4	1,057
10	Seton Hall	18-5	1,013
11	Auburn	21-2	998
12	* Kentucky	18-5	853
13	Penn State	18-5	787
14	West Virginia	18-5	721
15	Villanova	17-6	581
16	Colorado	19-5	567
17	Oregon	18-6	497
18	Marquette	17-6	425
19	Butler	18-6	414
20	Houston	19-5	402
21	Iowa	17-7	374
22	Illinois	16-7	235
23	Creighton	18-6	213
24	Texas Tech	15-8	169
25	* LSU	17-6	160

Others receiving votes: Michigan State 124, Rhode Island 57, Northern Iowa 44, BYU 43, Arizona 34, Purdue 27, Ohio State 14, Cincinnati 6, Stephen F. Austin 6, Michigan 3, Rutgers 2, Virginia 2, East Tennessee State 2, Wright State 1, Winthrop 1

* - Auburn opponent

USA TODAY COACHES POLL

Rank	School	Record	Points
1	Baylor	21-1	786
2	Gonzaga	25-1	776
3	Kansas	20-3	715
4	San Diego State	24-0	712
5	Louisville	21-3	667
6	Dayton	21-2	640
7	Duke	20-3	611
8	Florida State	20-3	560
9	Maryland	19-4	548
10	Seton Hall	18-5	502
11	Auburn	21-2	498
12	* Kentucky	18-5	404
13	Penn State	18-5	392
14	West Virginia	18-5	380
15	Colorado	19-5	277
16	Villanova	17-6	265
17	Iowa	17-7	218
18	Oregon	18-6	210
19	Houston	19-5	209
20	Butler	18-6	173
21	Creighton	18-6	170
22	Marquette	17-6	141
23	Illinois	16-7	115
24	Texas Tech	15-8	92
25	Michigan State	16-8	88

Others receiving votes: *LSU 81, Arizona 53, Ohio State 20, Northern Iowa 20, Rhode Island 18, BYU 17, Purdue 14, Rutgers 9, Saint Mary's 7, Michigan 6, Cincinnati 2, Yale 1, Tulsa 1, Oklahoma 1, East Tennessee State 1

* - Auburn opponent

AUBURN'S RECORD

Overall	21-2
Home	13-0
Away	4-2
Neutral	4-0
Conference	8-2
Home	5-0
Away	3-2
Non-Conference	13-0
Home	8-0
Away	1-0
Neutral	4-0
Overtime	4-0
Ranked opponents	2-0
Unranked opponents	19-2
Wearing white uniforms	13-1
Wearing navy uniforms	5-1
Wearing orange uniforms	3-0
Leading at half	16-0
Trailing at half	5-2
Tied at half	0-0
Leading with 5:00 remaining in second half	16-0
Trailing with 5:00 remaining in second half	5-2
Tied with 5:00 remaining in second half	0-0
Has more rebounds than opponent	15-1
Has fewer rebounds than opponent	6-1
Same rebounds as opponent	0-0
Commits more turnovers than opponent	8-1
Causes more turnovers than opponent	11-1
Same turnovers as opponent	2-0
Has more FT attempts than opponent	19-1
Has fewer FT attempts than opponent	1-1
Same FT attempts as opponent	1-0
Shoots 40% or better from field	18-0
Shoots less than 40% from field	3-2
Opponent shoots 40% or better from field	13-2
Opponent shoots less than 40% from field	8-0
Shoots better than opponent	15-0
Opponent shoots better	6-2
Same FG percentage	0-0
Auburn bench outscores opponent's bench	13-1
Opponent's bench outscores Auburn bench	8-1
Same points off the bench	0-0
Auburn scores 100 or more	1-0
Auburn scores between 90-99	2-0
Auburn scores between 80-89	10-0
Auburn scores between 70-79	7-0
Auburn scores between 60-69	1-1
Auburn scores less than 60	0-1
Opponent scores 100 or more	0-0
Opponent scores between 90-99	1-0
Opponent scores between 80-89	1-1
Opponent scores between 70-79	7-0
Opponent scores between 60-69	9-1
Opponent scores less than 60	3-0
On Sunday	1-0
On Monday	2-0
On Tuesday	5-0
On Wednesday	2-1
On Thursday	2-0
On Friday	2-0
On Saturday	7-1
In November	6-0
In December	6-0
In January	6-2
In February	3-0
In March	0-0
In April	0-0
Five-plus players score in double-figures	7-0
Four players score in double figures	7-0
Three players score in double figures	5-1
Two players score in double figures	2-0
One player scores in double figures	0-1

MISCELLANEOUS STATISTICS

Largest margin of victory	46, vs. CSUN (11/15/19)
Smallest margin of victory	1 (2x), last vs. LSU (2/8/20)
Largest margin of defeat	22, at Florida (1/18/20)
Smallest margin of defeat	19, at Alabama (1/15/20)
Biggest rebound margin	+20, vs. Furman (12/5/19)
Biggest rebound deficit	-6, vs. Saint Louis (12/14/19)
Average margin of victory/defeat	+12.8/-20.5
Largest halftime lead	32, vs. Colgate (11/18/19)
Largest halftime lead blown	-
Largest halftime deficit	17, at Ole Miss (1/28/20)
Largest halftime deficit overcome to win	17, at Ole Miss (1/28/20)
Largest overall lead	50, vs. CSUN (2H) (11/15/19)
Largest overall lead blown	-
Largest overall deficit	25, at Florida (2H) (1/18/20)
Largest deficit overcome to win	19, at Ole Miss (2H) (1/28/20)

TEAM EXTREMES

Most points scored	116, vs. CSUN (11/15/19)
Fewest points scored	47, at Florida (1/18/20)
Most rebounds	52, vs. CSUN (11/15/19)
Fewest rebounds	29, at Florida (1/18/20)
Most assists	27, vs. CSUN (11/15/19)
Fewest assists	7, at Florida (1/18/20)
Most turnovers	21 (2x), last at Alabama (1/15/20)
Fewest turnovers	7 (2x), last vs. Kentucky (2/1/20)
Most steals	14, vs. New Mexico (11/25/19)
Fewest steals	2 (2x), last vs. LSU (2/8/20)
Most blocks	11, vs. CSUN (11/15/19)
Fewest blocks	1, at Ole Miss (1/28/20)
Best shooting percentage	.568 (42-74), vs. CSUN (11/15/19)
Worst shooting percentage	.255 (14-55), at Florida (1/18/20)
Best 3-pt. percentage	.486 (17-35), vs. CSUN (11/15/19)
Worst 3-pt. percentage	.160 (4-25), vs. Furman (12/5/19)
Best FT percentage	.938 (15-16), vs. CSUN (11/15/19)
Worst FT percentage	.400 (8-20), vs. New Mexico (11/25/19)
Most points (1st half)	66, vs. CSUN (11/15/19)
Fewest points (1st half)	20, at Ole Miss (1/28/20)
Most points (2nd half)	51, at Mississippi State (1/4/20)
Fewest points (2nd half)	24, at Florida (1/18/20)
Most points (OT)	17, vs. LSU (2/8/20)
Fewest points (OT)	6, at Ole Miss (2OT) (1/28/20)

STARTING LINEUPS

Record when starting lineup is:

Doughty, McCormick, Okoro, Purifoy, Wiley	20-1
Doughty, McCormick, McLemore, Okoro, Wiley	1-1

Record when starts (Career):

Samir Doughty	21-2 (40-10)
J'Von McCormick	21-2 (21-2)
Isaac Okoro	21-2 (21-2)
Danjel Purifoy	20-1 (33-14)
Austin Wiley	21-2 (35-13)
Anfernee McLemore	1-1 (26-10)

AUBURN INDIVIDUAL GAME HIGHS

Points _____ 33, Samir Doughty vs. CSUN (11/15/19)
 _____ 28, J'Von McCormick at Mississippi State (1/4/20)
 Field Goals Made _____ 10, Samir Doughty vs. CSUN (11/15/19)
 _____ 10, Samir Doughty vs. LSU (2/8/20)
 Field Goal Att. _____ 19, Samir Doughty vs. LSU (2/8/20)
 _____ 17, J'Von McCormick at Mississippi State (1/4/20)
 FG Pct. _____ 1.000 (4-4), Austin Wiley vs. NC State (12/19/19)
 3-Point FG Made _____ 6, Samir Doughty vs. CSUN (11/15/19)
 _____ 5, Samir Doughty vs. New Mexico (11/25/19)
 _____ 5, Anfernee McLemore at Ole Miss (1/28/20)
 _____ 5, Samir Doughty vs. LSU (2/8/20)
 _____ 5, J'Von McCormick vs. LSU (2/8/20)
 3-Point FG Att _____ 11, Samir Doughty vs. LSU (2/8/20)
 _____ 10, Anfernee McLemore at Ole Miss (1/28/20)
 _____ 10, J'Von McCormick vs. LSU (2/8/20)
 3-Pt FG Pct. _____ .800 (4-5), Jamal Johnson at South Alabama (11/12/19)
 Free Throws Made _____ 14, Samir Doughty vs. Kentucky (2/1/20)
 _____ 10, Isaac Okoro vs. Vanderbilt (1/8/20)
 Free Throw Att. _____ 15, Samir Doughty vs. Kentucky (2/1/20)
 _____ 13, Samir Doughty at Ole Miss (1/28/20)
 FT Pct. _____ 1.000 (7-7), Samir Doughty vs. CSUN (11/15/19)
 _____ 1.000 (8-8), Austin Wiley vs. Lehigh (12/21/19)
 Rebounds _____ 15, Austin Wiley vs. Lehigh (12/21/19)
 _____ 13, Austin Wiley vs. New Mexico (11/25/19)
 _____ 13, Austin Wiley at Alabama (1/15/20)
 _____ 13, Austin Wiley vs. LSU (2/8/20)
 Assists _____ 16, J'Von McCormick vs. CSUN (11/15/19)
 _____ 9, J'Von McCormick vs. LSU (2/8/20)
 Steals _____ 4, Samir Doughty vs. Georgia Southern (11/5/19)
 _____ 4, Samir Doughty vs. NC State (12/19/19)
 Blocked Shots _____ 6, Anfernee McLemore vs. Lehigh (12/21/19)
 _____ 5, Austin Wiley at Mississippi State (1/4/20)
 Turnovers _____ 9, J'Von McCormick at Ole Miss (1/28/20)
 _____ 7, Samir Doughty at Alabama (1/15/20)
 Fouls _____ 5 (7x), last Anfernee McLemore at Arkansas (2/4/20)
 Minutes _____ 46, Samir Doughty at Ole Miss (1/28/20)
 _____ 45, J'Von McCormick at Ole Miss (1/28/20)
 _____ 44, Isaac Okoro at Ole Miss (1/28/20)

OPPONENT INDIVIDUAL GAME HIGHS

Points _____ 40, Mason Jones at Arkansas (2/4/20)
 Field Goals Made _____ 12, Mason Jones at Arkansas (2/4/20)
 Field Goal Att. _____ 24, Mason Jones at Arkansas (2/4/20)
 FG Pct. _____ 1.000 (9-9), Omar Payne at Florida (1/18/20)
 3-Point FG Made _____ 5, Luke Frampton vs. Davidson (11/8/19)
 _____ 5, Terrell Gomez vs. CSUN (11/15/19)
 _____ 5, Mason Jones at Arkansas (2/4/20)
 3-Point FG Att. _____ 12, Mason Jones at Arkansas (2/4/20)
 3-Pt FG Pct. _____ 1.000 (3-3), Saben Lee vs. Vanderbilt (1/8/20)
 Free Throws Made _____ 13, Devontae Shuler at Ole Miss (1/28/20)
 Free Throw Att. _____ 18, Devontae Shuler at Ole Miss (1/28/20)
 FT Pct. _____ 1.000 (10-10), Skylar Mays vs. LSU (2/8/20)
 Rebounds _____ 16, Kerry Blackshear at Florida (1/18/20)
 Assists _____ 10, Markell Johnson vs. NC State (12/19/19)
 Steals _____ 4, Carter Collins vs. Davidson (11/8/19)
 _____ 4, JJ Caldwell vs. New Mexico (11/25/19)
 _____ 4, Clay Mounce vs. Furman (12/5/19)
 _____ 4, Tyrese Haliburton vs. Iowa State (1/25/20)
 _____ 4, Desi Sills at Arkansas (2/4/20)
 Blocked Shots _____ 9, Abdul Ado at Mississippi State (1/4/20)
 Turnovers _____ 6, Zane Martin vs. New Mexico (11/25/19)
 _____ 6, Nick Weatherspoon at Mississippi State (1/4/20)
 _____ 6, Ashton Hagans vs. Kentucky (2/1/20)
 Fouls _____ 5 (17x), last Darius Days vs. LSU (2/8/20)
 Minutes _____ 49, Blake Hinson at Ole Miss (1/28/20)

THE LAST TIME - TEAM

Defeated a ranked team at home _____ vs. #18 LSU (2/8/20)
 Defeated a ranked team on the road _____ at #23 Tennessee (1/2/18)
 Defeated a ranked team at a neutral site _____ vs. #7 Kentucky (3/31/19)
 Defeated a top-10 team at home _____ vs. #5 Tennessee (3/9/19)
 Defeated a top-10 team on the road _____ at #8 Arkansas (1/23/93)
 Defeated a top-10 team at a neutral site _____ vs. #7 Kentucky (3/31/19)
 Won in overtime _____ vs. LSU, 91-90 (OT) (2/8/20)
 Lost in overtime _____ vs. Missouri (SECT), 86-83 (OT) (3/8/17)
 Won in double overtime _____ at Ole Miss, 83-82 (2OT) (1/28/20)
 Lost in double overtime _____ at Arkansas, 88-80 (2OT) (1/16/13)
 Played back-to-back overtime games _____ at Arkansas, W 79-76 (OT) (2/5/20)
 _____ vs. LSU, W 91-90 (OT) (2/8/20)
 Played at least three overtimes _____ vs. Georgia (SECT) (4OT) (3/1/19)
 Shot 70% for a half _____ 74.1% (20-27) vs. Arkansas-Pine Bluff (12/30/13)
 Shot 70% for a half (SEC) _____ 72.7% (16-22) at Ole Miss (2/22/03)
 Shot 60% for a game _____ 61.8% (42-68) vs. Winthrop (11/24/17)
 Shot 60% for a game (SEC) _____ 61.1% (33-54) at Arkansas (2/17/16)
 Shot less than 30% for game _____ 25.8% (17-66) vs. Clemson (3/18/18)
 Shot 100% from the FT line _____ 100% (6-6) vs. Long Beach State (12/23/11)
 Shot 60% from 3-point line _____ 65.4% (17-26) vs. Vanderbilt (2/3/18)
 Shot less than 30% in half _____ 21.4% (6-28) at Ole Miss (1st) (1/28/20)
 Shot less than 20% in half _____ 18.2% (6-33) vs. Clemson (1st) (3/18/18)
 Shot less than 10% in a half _____ 8.3% (2-24) vs. LSU (1st) (1/8/11)
 Attempted 50 free throws _____ 52 vs. Vanderbilt (2/6/54)
 Attempted 40 free throws _____ 44 vs. Kentucky (2/1/20)
 Attempted 30 free throws in half _____ 30 vs. Georgia (2nd) (2/24/16)
 Made 30 free throws _____ 33 vs. Kentucky (2/1/20)
 Made 30 free throws (SEC) _____ 33 vs. Kentucky (2/1/20)
 Made at least 10 3-point field goals _____ 18 vs. LSU (2/8/20)
 Failed to make 3-point field goal _____ vs. Kentucky (0-15) (1/19/13)
 Had at least 50 rebounds _____ 52 vs. CSUN (11/15/19)
 Had less than 20 rebounds _____ 17 vs. Florida (3/16/19)
 Had 25 assists _____ 27 vs. CSUN (11/15/19)
 Had at least 15 steals _____ 20 vs. North Florida (12/29/18)
 Had at least 10 blocks _____ 11 vs. CSUN (11/15/19)
 Had at least 15 blocks _____ 17 vs. Nicholls State (11/25/11)
 Had at least 25 lead changes _____ 27 at Arkansas (1/16/13)
 Scored 50 points in a half _____ 51 at Mississippi State (1st) (1/4/20)
 Scored 50 points in a half (SEC) _____ 51 at Mississippi State (1st) (1/4/20)
 Scored 60 points in a half _____ 66 vs. CSUN (1st) (11/15/19)
 Scored 60 points in a half (SEC) _____ 64 at Tennessee (2nd) (2/15/06)
 Scored 70 points in a half _____ 72 vs. Northwestern State (2nd) (11/27/15)
 Scored 100 points _____ 116 vs. CSUN (11/15/19)
 Scored 100 points (SEC) _____ 102 vs. Alabama (2/13/99)
 Scored under 20 points in 1st half _____ 19 vs. Clemson (3/18/18)
 Scored under 20 points in 2nd half _____ 14 vs. Tulsa (11/24/14)
 Scored under 10 points in a half _____ 6 vs. LSU (1st) (1/8/11)
 Scored 35 or under points in a game _____ 35 vs. Tulsa (11/24/14)
 Scored under 50 points in game _____ 45 at Tennessee (2/9/16)
 Scored under 50 points in game (SEC) _____ 45 at Tennessee (2/9/16)

THE LAST TIME - INDIVIDUAL

Scored at least 30 points	Samir Doughty (33) vs. CSUN (11/15/19)
Scored at least 35 points	Toney Douglas (38) vs. Nicholls State (11/24/04)
Scored at least 40 points	Wesley Person (44) vs. UAB (12/16/93)
Had two players with at least 20 points	Samir Doughty (26), J'Von McCormick (23), Devan Cambridge (21) vs. LSU (2/8/20)
Had three players with at least 20 points	Samir Doughty (26), J'Von McCormick (23), Devan Cambridge (21) vs. LSU (2/8/20)
Had two players with 25 points	Bryce Brown (26), Jared Harper (25) vs. Xavier (OT) (11/19/18)
Had two players with 25 points (SEC)	Chris Denson (30), KT Harrell (26) vs. Mississippi State (2/14/14)
Scored 20 points in a half	J'Von McCormick (20, 2nd) at Mississippi State (1/4/20)
Scored 20 points in 1st half	Bryce Brown (20) at Texas A&M (1/16/19)
Scored 20 points in 2nd half	J'Von McCormick (20) at Mississippi State (1/4/20)
Scored 25 points in a half	Bryce Brown (25, 2nd) vs. Kentucky (1/19/19)
A player had back-to-back 20-point games	Samir Doughty (23) vs. Kentucky (2/1/20); (23) at Arkansas (2/4/20); (26) vs. LSU (2/8/20)
A player had back-to-back 25-point SEC games	Kareem Canty (26) vs. Kentucky (1/16/16); (25) vs. Alabama (1/19/16)
A player had three straight 25-point SEC games	Chris Denson (29) at LSU (2/8/14); (26) vs. Kentucky (2/12/14); (30) vs. Mississippi State (2/15/14)
A player had four straight 25-point SEC games	Chris Denson (25) at South Carolina (2/5/14); (29) at LSU (2/8/14); (26) vs. Kentucky (2/12/14); (30) vs. Mississippi State (2/15/14)
A player had five straight 25-point SEC games	Keenan Carpenter (44) vs. LSU (1/8/89); (28) vs. Mississippi State (2/11/89); (33) at Florida (2/15/89); (32) at Ole Miss (2/18/89); (29) vs. Kentucky (2/20/89)
Zero players scored in double figures	at Vanderbilt (1/7/12)
Only one player scored in double figures	Danjel Purifoy (10) at Florida (1/18/20)
Five players scored in double figures	Samir Doughty (23), J'Von McCormick (16), Isaac Okoro (14), Anfernee McLemore (11), Danjel Purifoy (10) at Arkansas (2/4/20)
Five players scored in double figures (SEC)	Samir Doughty (23), J'Von McCormick (16), Isaac Okoro (14), Anfernee McLemore (11), Danjel Purifoy (10) at Arkansas (2/4/20)
All five starters scored in double figures	Samir Doughty (20), J'Von McCormick (14), Austin Wiley (13), Isaac Okoro (11), Danjel Purifoy (11) vs. Colgate (11/18/19)
Six players scored in double figures	Samir Doughty (33), Isaac Okoro (17), Danjel Purifoy (16), Devan Cambridge (10), Anfernee McLemore (10) and Austin Wiley (10) vs. CSUN (11/15/19)
Six players scored in double figures (SEC)	Desean Murray (16), Mustapha Heron (15), Bryce Brown (13), Anfernee McLemore (13), Jared Harper (12), Horace Spencer (12) vs. Ole Miss (1/9/18) Austin Wiley (15) vs. Lehigh (12/21/19)
Had at least 15 rebounds	Austin Wiley (15) vs. Lehigh (12/21/19)
Had at least 15 rebounds (SEC)	Cinmeon Bowers (17) vs. Ole Miss (2/20/16)
Had at least 20 rebounds	Kelvin Ardister (20) vs. Tennessee (1/4/89)
Had at least 25 rebounds	Rex Frederick (25) at Ole Miss (1/6/58)
Had at least 20 pts & 20 reb	Kelvin Ardister (22 pts, 20 reb) vs. Tennessee (1/4/89)
Had two players with at least 10 rebounds	Anfernee McLemore (11), Desean Murray (11) vs. Kentucky (2/14/18)
Had at least three players with 10 rebounds	Korvotney Barber (13), Quantez Robertson (10), Lucas Hargrove (10) at Virginia (12/20/08)
Had a double-double	Austin Wiley (10 pts, 13 reb) vs. LSU (2/8/20)
Had two straight double-doubles	Austin Wiley (14 pts, 15 reb) vs. Lehigh (11/18/19); (10 pts, 11 reb) vs. Lipscomb (11/25/19)
Had three straight double-doubles	Cinmeon Bowers (12 pts, 15 reb) vs. Vanderbilt (2/13/16); (14 pts, 10 reb) at Arkansas (2/17/16); (11 pts, 18 reb) vs. Ole Miss (2/20/16)
Had four straight double-doubles	Cinmeon Bowers (19 pts, 19 reb) vs. Middle Tennessee (12/12/15); (13 pts, 12 reb) vs. Mercer (12/15/15); (12 pts, 11 reb) at Xavier (12/19/15); (12 pts, 12 reb) vs. New Mexico (12/22/15)
Had five straight double-doubles	Jeff Moore (26 pts, 11 reb) vs. Ole Miss (3/2/88); (20 pts, 11 reb) at LSU (3/5/88); (22 pts, 11 reb) vs. Georgia (3/11/88); (13 pts, 13 reb) vs. Bradley (3/17/88); (22 pts, 11 reb) vs. Oklahoma (3/19/88)
Had two players with a double-double	Jared Harper (12 pts, 10 ast), Austin Wiley (17 pts, 10 reb) vs. Murray State (12/22/18)
Had a double-double with points and assists	Jared Harper (12 pts, 10 ast) vs. Murry State (12/22/18)
Had a triple-double	Kenny Gabriel (24 pts, 13 reb, 10 blk) vs. Bethune-Cookman (1/2/12)
Had 10 assists	J'Von McCormick (16) vs. CSUN (11/15/19)
Had 15 assists	J'Von McCormick (16) vs. CSUN (11/15/19)
Had two players with at least five blocks	Rob Chubb (5), Willy Kouassi (5) vs. Nicholls State (11/25/11)
Had 10 blocks	Kenny Gabriel (10) vs. Bethune-Cookman (1/2/12)
Had five steals	Chuma Okeke (5) vs. North Florida (12/29/18)
Had five steals (SEC)	Antoine Mason (5) at LSU (2/6/15)
Made 25 straight free throws	Danjel Purifoy (27) (11/23/16-12/18/16)
Hit buzzer-beater shot to win a game	T.J. Dunans vs. Mercer (3-pt FG, 76-74) (12/18/16)
Played more than 40 minutes	Isaac Okoro (43), Samir Doughty (41), J'Von McCormick (41) vs. LSU (2/8/20)

0



TYRELL JONES

6-1 • 170

Fr. • G

Chicago, Ill.

(West Oaks Academy)

2019-20 (Freshman): Appeared in 10 games off the bench ... pulled down a career-best six rebounds vs. CSUN ... totaled career-high three steals against CSUN.

HIGH SCHOOL AND PERSONAL: Labeled as a four-star by Rivals, 247Sports and ESPN ... selected as a top-100 player by 247Sports (No. 88) and ESPN (No. 92) ... also named to the Rivals 150 ... chosen as the No. 8 player in Florida by ESPN ... played at West Oaks Academy (Fla.) ... was a First Team All-State choice ... averaged 19.8 points and five assists per game as a senior ... averaged 17.2 points, 3.0 assists, 3.0 rebounds and 2.2 steals per game as a junior ... hit a school record 12 3-pointers to highlight a 40-point performance during the 2017-18 season ... played for Showtime Ballers in the adidas Uprising circuit ... son of Tashika Bryant and James Harris ... has three siblings: Andre Thomas, Michael Bryant and Devon Edwards ... goes by the nickname "Turbo" ... enrolled in the Harbert College of Business.

CAREER HIGHS

Points	3 vs. CSUN (11/15/19)
Rebounds	6 vs. CSUN (11/15/19)
Field Goals	1 (2x) last vs. Colgate (11/18/19)
Field Goals Att.	3 vs. CSUN (11/15/19)
3-Pt. Field Goals	-
3-Pt. Field Goals Att.	1 (5x) last at Alabama (1/15/20)
Free Throws	1 (2x) last vs. Lehigh (12/21/19)
Free Throws Att.	2 vs. Lehigh (12/21/19)
Assists	3 vs. CSUN (11/15/19)
Steals	3 vs. CSUN (11/15/19)
Blocks	-
Minutes	13 vs. CSUN (11/15/19)

2019-20 JONES GAME-BY-GAME

Opp.	Start	Min.	FG-A	3FG-A	FT-A	O-D-T	PF	A	TO	BLK	STL	PTS
GSU		1	0-0	0-0	0-0	0-0-0	0	0	1	0	1	0
Davidson		3	0-2	0-1	0-0	0-0-0	2	1	0	0	0	0
S. Alabama		-dnp-										
CSUN		13	1-3	0-1	1-1	3-3-6	0	3	2	0	3	3
Colgate		9	1-1	0-0	0-0	1-2-3	1	0	0	0	0	2
New Mexico		3	0-0	0-0	0-0	0-0-0	0	0	0	0	0	0
Richmond		2	0-1	0-0	0-0	0-0-0	0	0	0	0	0	0
Furman		-dnp-										
Saint Louis		-dnp-										
NC State		-dnp-										
Lehigh		1	0-0	0-0	1-2	0-1-1	0	0	0	0	0	1
Lipscomb		2	0-1	0-1	0-0	0-0-0	0	1	0	0	0	0
Miss. St.		-dnp-										
Vanderbilt		-dnp-										
Georgia		3	0-2	0-1	0-0	0-0-0	1	1	0	0	0	0
Alabama		3	0-1	0-1	0-2	0-0-0	2	1	1	0	0	0
Florida		-dnp-										
S. Carolina		-dnp-										
Iowa State		-dnp-										
Ole Miss		-dnp-										
Kentucky		-dnp-										
Arkansas		-dnp-										
LSU		-dnp-										
Alabama												
Missouri												
Georgia												
Tennessee												
Ole Miss												
Kentucky												
Texas A&M												
Tennessee												

JONES' MISCELLANEOUS STATS

	2019-20	Career
Games with 10+ Pts	0	0
Games with 20+ Pts	0	0
Games 5+ 3s	0	0
Games with 5+ Reb	1	1
Games with 10+ Reb	0	0
Games with 5+ Ast	0	0
Games with 10+ Ast	0	0
Games with 5+ Blk	0	0
Games with 5+ Stl	0	0
Double-Doubles	0	0

JONES' CAREER STATISTICS

Year	GP-GS	Min-Avg	FG-FGA	Pct	3FG-A	Pct	FT-FTA	Pct	Off-Def-Tot--Avg	PF-FO	Ast	TO	Blk	Stl	Pts	Avg
2019-20	10-0	37-3.7	2-11	.182	0-5	.000	2-5	.400	4-6-10--1.0	6-0	7	4	0	4	6	0.6
TOTAL	10-0	37-3.7	2-11	.182	0-5	.000	2-5	.400	4-6-10--1.0	6-0	7	4	0	4	6	0.6

1

JAMAL JOHNSON

6-4 • 195
R-So. • G
Birmingham, Ala.
(Memphis)



2019-20 (Sophomore): Appeared in all 23 games off the bench ... averaging the most minutes per game by a guard off the bench (13.0) ... team's best 3-point shooter at 41.9 percent (26-of-62) ... knocked down a 3 in 13 games ... made multiple 3s in three of last eight SEC games ... scored season-best 14 points twice this season, at South Alabama and home against Lipscomb ... finished with 10 points on 3 of 5 shooting at Alabama in the same arena where his father, Buck, played.

BEFORE AUBURN: Averaged 6.9 points and 3.3 rebounds in 34 games for the Memphis Tigers ... started 27 contests ... buried 47 3-pointers, good for second on the team ... drained 70 percent of his attempts from the charity stripe ... racked up 22 steals and 16 blocks ... reached double figures 11 times, including his first career game against Alabama ... team was 9-2 when he scored 10-plus points ... tabbed American Athletic Conference Freshman of the Week (Dec. 11) earned American Athletic Conference All-Academic Team honors ... made first career start vs. Bryant (Dec. 9) where he scored 18 points on six makes from downtown to go along with four rebounds and three assists in 33 minutes ... matched his season-high of 18 points in road tilts at USF (Jan. 31) and UConn (Feb. 25) during American Athletic Conference play ... nailed the game-winning 3-point play to take down Samford (Dec. 5) as time expired.

HIGH SCHOOL AND PERSONAL: Tabbed as the No. 8 combo guard in the country by 247Sports ... ranked No. 111 by Rivals and No. 151 by 247Sports ... named First Team All-State by the Alabama Sports Writers Association ... averaged 24.8 points, 7.1 rebounds, and 2.7 assists per game during senior season ... as a junior, averaged 18.1 points, 7.1 rebounds and 4.3 assists per contest ... tabbed Second Team All-State following junior season and was named an Alabama Boys Basketball North All-Star with All-Academic Team ... was also selected to the All-Area and All-Metro Team ... played with the Atlanta Xpress in the Under Armour Association before teaming with Team Carroll in the Adidas Gauntlet Circuit ... son of Alfonso "Buck" and Felicia Johnson ... has two siblings: Alfonso III and Trey Johnson ... father, Buck, was the 20th overall pick in the 1986 NBA Draft and played seven seasons in the professional ranks with the Houston Rockets and Washington Bullets ... enrolled in the College of Liberal Arts.

JOHNSON'S MISCELLANEOUS STATS

	2017-18	2019-20	Career
Games with 10+ Pts	11	3	14
Games with 20+ Pts	0	0	0
Games 5+ 3s	1	0	1
Games with 5+ Reb	7	1	8
Games with 10+ Reb	0	0	0
Games with 5+ Ast	0	0	0
Games with 10+ Ast	0	0	0
Games with 5+ Blk	0	0	0
Games with 5+ Stl	0	0	0
Double-Doubles	0	0	0

BAM TESTING RESULTS

Vertical Jump	28"
Approach Vertical	34.5"
3/4 Court Sprint	3.223
Reaction Shuttle	3.192
Lane Agility Drill	11.363

CAREER HIGHS

Points	18 (3x) last at UConn (2/25/18)
Rebounds	8 (2x) last at UConn (2/25/18)
Field Goals	6 vs. Bryant (12/9/17)
Field Goals Att.	13 vs. Mercer (12/2/17)
3-Pt. Field Goals	6 vs. Bryant (12/9/17)
3-Pt. Field Goals Att.	11 vs. Bryant (12/9/17)
Free Throws	6 (2x) last at UConn (2/25/18)
Free Throws Att.	8 (2x) last at UConn (2/25/18)
Assists	3 (3x) last vs. Houston (2/22/18)
Steals	2 (8x) last at Mississippi State (1/4/20)
Blocks	3 vs. Tulsa (1/6/18)
Minutes	40 vs. Cincinnati (3/10/18)

2019-20 JOHNSON GAME-BY-GAME

Opp.	Start	Min.	FG-A	3FG-A	FT-A	O-D-T	PF	A	TO	BLK	STL	PTS
GSU		12	1-5	1-3	5-6	2-3-5	0	0	0	0	0	8
Davidson		8	0-0	0-0	1-2	0-1-1	3	1	0	0	0	1
S. Alabama		18	4-6	4-5	2-2	0-1-1	2	0	0	0	0	14
CSUN		15	2-4	2-4	2-2	1-2-3	1	0	0	0	0	8
Colgate		13	0-0	0-0	0-0	0-1-1	1	1	0	0	1	0
New Mexico		13	2-8	2-6	0-0	2-2-4	0	2	0	0	2	6
Richmond		16	2-3	1-2	0-0	1-2-3	2	1	0	0	0	5
Furman		11	1-3	1-3	0-0	0-0-0	0	0	2	0	0	3
Saint Louis		16	1-4	1-4	0-0	0-0-0	4	1	0	0	0	3
NC State		17	2-4	2-4	2-3	0-0-0	1	0	1	0	1	8
Lehigh		15	0-4	0-4	1-2	0-1-1	0	2	2	0	1	1
Lipscomb		18	5-7	4-6	0-0	0-3-3	0	1	0	0	0	14
Miss. St.		9	0-2	0-1	0-0	1-0-1	2	0	1	0	2	0
Vanderbilt		9	0-0	0-0	0-0	0-0-0	1	1	1	1	0	0
Georgia		20	2-4	2-3	0-0	1-1-2	1	0	0	0	0	6
Alabama		16	3-5	3-5	1-2	0-1-1	4	0	1	1	0	10
Florida		10	0-1	0-1	0-0	1-0-1	1	1	0	0	0	0
S. Carolina		16	2-3	2-3	0-0	0-1-1	1	0	1	0	0	6
Iowa State		8	1-3	1-2	0-0	0-0-0	1	0	0	0	0	3
Ole Miss		10	0-2	0-1	0-0	1-1-2	1	1	1	0	1	0
Kentucky		18	0-3	0-3	4-5	2-0-2	1	0	0	0	1	4
Arkansas		11	0-2	0-2	2-3	0-0-0	2	0	0	0	0	2
LSU		10	0-1	0-0	0-0	1-0-1	0	0	0	0	0	0
Alabama												
Missouri												
Georgia												
Tennessee												
Ole Miss												
Kentucky												
Texas A&M												
Tennessee												

JOHNSON'S CAREER STATISTICS

Year	GP-GS	Min-Avg	FG-FGA	Pct	3FG-A	Pct	FT-FTA	Pct	Off-Def-Tot--Avg	PF-FO	Ast	TO	Blk	Stl	Pts	Avg
2017-18*	34-27	901-26.5	70-200	.350	47-141	.333	46-66	.697	25-86-111--3.3	65-0	35	32	16	22	233	6.9
2019-20	23-0	301-13.1	28-74	.378	26-62	.419	20-27	.741	13-20-33--1.4	29-0	11	11	2	9	102	4.4
TOTAL	57-27	1202-21.1	98-274	.358	73-203	.360	66-93	.710	38-106-144--2.5	94-0	46	43	18	31	335	5.9

2

JAYLIN WILLIAMS

6-7 • 230

Fr. • F

Nahunta, Ga.
(Brantley County)



2019-20 (Freshman): Appeared in eight games off the bench ... made all three free throw attempts of season against Colgate ... recorded first career block in first career game vs. Colgate ... scored four points on 2 of 2 shooting from the field against Georgia.

HIGH SCHOOL AND PERSONAL DATA: Labeled as a four-star by both Rivals and 247Sports ... tabbed as the No. 109 prospect nationally by Rivals and No. 120 by 247Sports ... selected as the No. 4 player in the state of Georgia by 247Sports ... played for Brantley County High School where he was a First Team All-State selection as a junior and a senior ... averaged 25 points and 14 rebounds per game ... also played football as a wide receiver ... played for Game Elite on the adidas circuit, averaging 11.9 points, 4.9 rebounds and 1.9 assists while shooting 63 percent from the floor ... produced stat lines of 31 points, 14 assists and 11 rebounds, as well as 27 points, 13 rebounds and four blocks for Game Elite ... son of Shantel Williams ... is an only child ... enrolled in the College of Education.

BAM TESTING RESULTS

Vertical Jump	29.5"
Approach Vertical	37"
3/4 Court Sprint	3.295
Reaction Shuttle	3.502
Lane Agility Drill	12.034

CAREER HIGHS

Points	5 vs. Colgate (11/18/19)
Rebounds	1 (4x) last vs. Lipscomb (12/29/19)
Field Goals	2 vs. Georgia (1/11/20)
Field Goals Att.	3 vs. New Mexico (11/25/19)
3-Pt. Field Goals	-
3-Pt. Field Goals Att.	1 vs. New Mexico (11/25/19)
Free Throws	3 vs. Colgate (11/18/19)
Free Throws Att.	3 vs. Colgate (11/18/19)
Assists	-
Steals	-
Blocks	1 vs. CSUN (11/15/19)
Minutes	5 vs. CSUN (11/15/19)

2019-20 WILLIAMS GAME-BY-GAME

Opp.	Start	Min.	FG-A	3FG-A	FT-A	O-D-T	PF	A	TO	BLK	STL	PTS
GSU			-dnp-									
Davidson			-dnp-									
S. Alabama			-dnp-									
CSUN		5	0-1	0-0	0-0	0-1-1	0	0	0	1	0	0
Colgate		4	1-1	0-0	3-3	0-0-0	2	0	0	0	0	5
New Mexico		3	1-3	0-1	0-0	1-0-1	0	0	0	0	0	2
Richmond		2	0-0	0-0	0-0	0-0-0	0	0	0	0	0	0
Furman			-dnp-									
Saint Louis			-dnp-									
NC State			-dnp-									
Lehigh		1	0-0	0-0	0-0	0-1-1	0	0	0	0	0	0
Lipscomb		2	1-1	0-0	0-0	0-1-1	0	0	0	0	0	2
Miss. St.			-dnp-									
Vanderbilt			-dnp-									
Georgia		4	2-2	0-0	0-0	0-0-0	1	0	0	0	0	4
Alabama		2	0-0	0-0	0-0	0-0-0	1	0	0	0	0	0
Florida			-dnp-									
S. Carolina			-dnp-									
Iowa State			-dnp-									
Ole Miss			-dnp-									
Kentucky			-dnp-									
Arkansas			-dnp-									
LSU			-dnp-									
Alabama												
Missouri												
Georgia												
Tennessee												
Ole Miss												
Kentucky												
Texas A&M												
Tennessee												

WILLIAMS' MISCELLANEOUS STATS

	2019-20	Career
Games with 10+ Pts	0	0
Games with 20+ Pts	0	0
Games 5+ 3s	0	0
Games with 5+ Reb	0	0
Games with 10+ Reb	0	0
Games with 5+ Ast	0	0
Games with 10+ Ast	0	0
Games with 5+ Blk	0	0
Games with 5+ Stl	0	0
Double-Doubles	0	0

WILLIAMS' CAREER STATISTICS

Year	GP-GS	Min-Avg	FG-FGA	Pct	3FG-A	Pct	FT-FTA	Pct	Off-Def-Tot--Avg	PF-FO	Ast	TO	Blk	Stl	Pts	Avg
2019-20	8-0	19-2.4	5-8	.625	0-1	.000	3-3	1.000	1-3-4--0.5	4-0	0	0	1	0	13	1.6
TOTAL	8-0	19-2.4	5-8	.625	0-1	.000	3-3	1.000	1-3-4--0.5	4-0	0	0	1	0	13	1.6

3

DANJEL PURIFOY

6-7 • 230

Sr. • F

Centreville, Ala.

(Hargrave Military Academy)



2019-20 (Senior): Returned to regular starting lineup after touting 25 starts as a freshman ... team's second-best rebounder with 112 total boards, which includes 79 on the defensive glass ... pulled down at least five rebounds in 12 games ... matched season high with nine rebounds vs. Arkansas ... team's fifth-best scorer at 9.6 points per game ... reached double figures 13 times, including eight of the last 11 games ... made three-plus 3s four times in the first five games and eight times overall ... knocked down 35 3s, second most on the squad ... team's best free throw shooter at 80.9 percent (38-of-47) ... shooting 89.5 percent (17-of-19) from the charity stripe in SEC games ... has at least one steal in seven of the last 10 games, including a season-high three steals vs. Iowa State.

HIGH SCHOOL AND PERSONAL DATA: Four-star small forward by ESPN, Rivals, Scout and 247Sports ... ranked ninth among all small forwards and 48th overall by 247Sports ... ranked as the nation's No. 12 small forward and the top player in Alabama by 247 Sports ... averaged 25 points, 11 rebounds, five blocks and 20 deflections a game at Hargrave Military Academy under coach A.W. Hamilton in 2014-15 ... averaged 17.7 points and 6.1 rebounds per game at Bibb County as a junior ... full name is Danjel Kevon Purifoy ... son of Waukesha Evans ... enrolled in the College of Liberal Arts ... signed national letter of intent on Nov. 12, 2014.

PURIFOY'S MISCELLANEOUS STATS					
	2016-17	2017-18	2018-19	2019-20	Career
Games with 10+ Pts	17	0	2	13	32
Games with 20+ Pts	3	0	0	0	3
Games 5+ 3s	1	0	0	0	1
Games with 5+ Reb	12	0	3	12	27
Games with 10+ Reb	1	0	0	0	1
Games with 5+ Ast	2	0	0	0	2
Games with 10+ Ast	0	0	0	0	0
Games with 5+ Blk	0	0	0	0	0
Games with 5+ Stl	0	0	0	0	0
Double-Doubles	0	0	0	0	0

BAM TESTING RESULTS	
Vertical Jump	28.5"
Approach Vertical	38.5"
3/4 Court Sprint	3.324
Reaction Shuttle	3.226
Lane Agility Drill	11.544

CAREER HIGHS	
Points	27 (2x) last vs. Boston College (12/12/16)
Rebounds	15 at UConn (12/23/16)
Field Goals	9 vs. Coastal Carolina (12/15/16)
Field Goals Att.	14 (2x) last vs. Coastal Carolina (12/15/16)
3-Pt. Field Goals	5 vs. Coastal Carolina (12/15/16)
3-Pt. Field Goals Att.	10 vs. Coastal Carolina (12/15/16)
Free Throws	8 vs. Georgia State (11/14/16)
Free Throws Att.	10 vs. Georgia State (11/14/16)
Assists	9 vs. USC Upstate (11/29/16)
Blocks	1 (10x) last vs. Kentucky (2/1/20)
Steals	3 (7x) last vs. Iowa State (1/25/20)
Minutes	39 vs. Missouri (3/8/17)

2019-20 PURIFOY GAME-BY-GAME													
Opp.	Start	Min.	FG-A	3FG-A	FT-A	O-D-T	PF	A	TO	BLK	STL	PTS	
GSU	*	33	4-9	3-7	2-2	2-3-5	1	1	1	1	0	13	
Davidson	*	32	5-10	3-8	1-2	1-5-6	2	2	4	0	1	14	
S. Alabama	*	26	1-6	0-3	0-0	1-3-4	0	0	1	0	1	2	
CSUN	*	23	6-10	4-7	0-1	0-3-3	1	3	0	0	1	16	
Colgate	*	25	4-6	3-4	0-0	1-2-3	2	1	1	1	0	11	
New Mexico*		32	3-11	1-9	1-2	1-4-5	2	3	0	1	2	8	
Richmond	*	32	3-7	1-3	6-7	2-7-9	1	0	2	0	1	13	
Furman	*	28	2-9	1-6	1-2	0-2-2	2	3	2	1	1	6	
Saint Louis	*	19	1-2	0-0	0-0	0-5-5	2	2	0	1	0	2	
NC State	*	27	2-6	0-2	1-2	3-4-7	2	2	1	0	0	5	
Lehigh	*	30	1-7	0-5	5-6	0-2-2	1	2	1	0	1	7	
Lipscomb	*	24	5-9	3-5	4-4	6-3-9	3	1	2	1	0	17	
Miss. St.	*	29	4-10	3-7	0-0	3-5-8	2	2	0	0	1	11	
Vanderbilt	*	30	5-9	0-3	2-2	0-3-3	3	1	1	0	1	12	
Georgia	*	23	3-7	1-4	0-0	3-5-8	1	2	1	0	0	7	
Alabama	*	27	2-6	2-5	2-2	1-2-3	1	0	0	0	0	8	
Florida		30	3-11	1-6	3-4	2-2-4	0	2	1	0	1	10	
S. Carolina	*	24	0-4	0-4	4-4	1-2-3	2	1	2	0	1	4	
Iowa State	*	33	4-10	3-7	0-0	2-4-6	0	1	1	0	3	11	
Ole Miss	*	36	5-10	2-6	1-1	1-4-5	2	1	1	0	1	13	
Kentucky	*	27	4-7	3-6	0-0	0-3-3	1	2	0	1	1	11	
Arkansas	*	37	2-10	1-6	5-6	3-6-9	2	3	3	0	0	10	
LSU													-dnp-
Alabama													
Missouri													
Georgia													
Tennessee													
Ole Miss													
Kentucky													
Texas A&M													
Tennessee													

PURIFOY'S CAREER STATISTICS																
Year	GP-GS	Min-Avg	FG-FGA	Pct	3FG-A	Pct	FT-FTA	Pct	Off-Def-Tot--Avg	PF-FO	Ast	TO	Blk	Stl	Pts	Avg
2016-17	29-25	831-28.7	97-244	.398	59-160	.369	80-91	.879	28-108-136--4.7	65-0	51	45	5	41	333	11.5
2018-19	28-1	344-12.3	37-91	.407	20-56	.357	9-13	.692	17-42-59--2.1	32-0	17	9	1	17	103	3.7
2019-20	22-21	615-28.0	69-176	.392	35-113	.310	38-47	.809	33-79-112--5.1	33-0	33	26	7	17	211	9.6
TOTAL	79-47	1790-22.7	203-511	.397	114-329	.347	127-151	.841	78-229-307--3.9	130-0	101	80	13	75	647	8.2

4



JAVON FRANKLIN

6-7 • 218
R-So. • F
Little Rock, Ark.
(Holmes CC)

2019-20 (Sophomore): Appeared in five games off the bench ... still working back from serious leg injury suffered in final season of JUCO.

BEFORE AUBURN: Played one season at Holmes CC (Miss.) ... averaged 10.8 points and 8.2 rebounds as a freshman ... suffered season-ending leg injury one game into his sophomore season ... finished 19th in the country with a 63.2 field goal percentage in 2017-18 ... 15th in the NJCAA with 72 blocks ... reached double figures in scoring 16 times and nine times in rebounds, while totaling seven double-doubles.

HIGH SCHOOL AND PERSONAL DATA: Labeled as a three-star by both Rivals and 247Sports ... chosen as the No. 23 JUCO player in the country by 247Sports ... also the No. 1 JUCO player from Arkansas ... attended Parkview Magnet High School where he averaged 16.0 points, 8.7 rebounds, 2.1 blocks, 1.9 assists and 1.8 steals as a senior in 2016-17 ... led team to 28-6 record and was named the 2017 Full Court Award Player of the Year ... tabbed the 6A McDonald's Arkansas Player of the Year and the state championship MVP ... son of Gavonna Washington ... enrolled in the College of Liberal Arts.

CAREER HIGHS

Points	-
Rebounds	1 vs. Georgia (1/11/20)
Field Goals	-
Field Goals Att.	-
3-Pt. Field Goals	-
3-Pt. Field Goals Att.	-
Free Throws	-
Free Throws Att.	-
Assists	1 vs. Georgia (1/11/20)
Steals	-
Blocks	-
Minutes	2 (3x) last vs. Lipscomb (12/29/19)

2019-20 FRANKLIN GAME-BY-GAME

Opp.	Start	Min.	FG-A	3FG-A	FT-A	O-D-T	PF	A	TO	BLK	STL	PTS
GSU			-dnp-									
Davidson			-dnp-									
S. Alabama			-dnp-									
CSUN	2	0-0	0-0	0-0	0-0-0	0 0	0	0	0	0	0	0
Colgate			-dnp-									
New Mexico	2	0-0	0-0	0-0	0-0-0	0 0	1	0	0	0	0	0
Richmond			-dnp-									
Furman			-dnp-									
Saint Louis			-dnp-									
NC State			-dnp-									
Lehigh	1	0-0	0-0	0-0	0-0-0	0 0	0	0	0	0	0	0
Lipscomb	2	0-0	0-0	0-0	0-0-0	0 0	0	0	0	0	0	0
Miss. St.			-dnp-									
Vanderbilt			-dnp-									
Georgia	2	0-0	0-0	0-0	0-1-1	0 1	0	0	0	0	0	0
Alabama			-dnp-									
Florida			-dnp-									
S. Carolina			-dnp-									
Iowa State			-dnp-									
Ole Miss			-dnp-									
Kentucky			-dnp-									
Arkansas			-dnp-									
LSU			-dnp-									
Alabama												
Missouri												
Georgia												
Tennessee												
Ole Miss												
Kentucky												
Texas A&M												
Tennessee												

FRANKLIN'S MISCELLANEOUS STATS

	2019-20	Career
Games with 10+ Pts	0	0
Games with 20+ Pts	0	0
Games 5+ 3s	0	0
Games with 5+ Reb	0	0
Games with 10+ Reb	0	0
Games with 5+ Ast	0	0
Games with 10+ Ast	0	0
Games with 5+ Blk	0	0
Games with 5+ Stl	0	0
Double-Doubles	0	0

FRANKLIN'S CAREER STATISTICS

Year	GP-GS	Min-Avg	FG-FGA	Pct	3FG-A	Pct	FT-FTA	Pct	Off-Def-Tot--Avg	PF-FO	Ast	TO	Blk	Stl	Pts	Avg
2019-20	5-0	5-1.0	0-0	.000	0-0	.000	0-0	.000	0-1-1--0.2	0-0	1	1	0	0	0	0.0
TOTAL	5-0	5-1.0	0-0	.000	0-0	.000	0-0	.000	0-1-1--0.2	0-0	1	1	0	0	0	0.0

5

J'VON McCORMICK

6-0 • 185

Sr. • G

New Orleans, La.

(Lee College)



2019-20 (Senior): Taken over as floor general for team ... second in the SEC and 77th in the country with 2.02 assist-to-turnover ratio ... third in the SEC and 69th in the country with 4.7 assists per game ... racked up five-plus assists eight times ... broke program record with 16 assists against CSUN ... in same game, had only one turnover ... previous record of 15 was previously held by Eddie Johnson vs. LSU on Jan. 3, 1976 ... 16-assist performance tied for the ninth-most in SEC single-game history and are the most by any player in the league since Phil Pressley (Missouri) had 19 dimes in 2013 ... named SEC Player of the Week, the first of his career, on Jan. 6 after scoring a career-high 28 points in SEC opener at Mississippi State ... second game this season with 20 or more points ... scored in double figures in five of the last six games ... hit the game-winning shot vs. LSU with 0:00.1 seconds left and nearly missed a triple-double with 23 points, nine assists and a career-high nine rebounds.

BEFORE AUBURN: Played two seasons at Lee College (Texas) ... averaged 18.5 points, 6.4 assists and 5.3 rebounds in 28 games for the Runnin' Rebels as a sophomore ... started all 28 games ... was the third-highest scorer in the Region XIV Athletic Conference ... had 180 assists - the third-most in the region ... also added 44 steals ... knocked down 127 free throws ... averaged 4.9 points, 2.1 assists and 2.0 rebounds in 31 games for the Runnin' Rebels as a freshman ... started seven games ... totaled 62 rebounds, including 23 offensive ... racked up 64 assists and contributed 39 steals.

HIGH SCHOOL AND PERSONAL DATA: Known for quickness and ability to create off the bounce ... fast guard to push the tempo and guard opposing team's primary ball-handlers ... scored over 2,000 points for Mayde Creek High School (Texas) ... earned the 2016 19-6A Offensive MVP ... was a member of the all-conference team ... earned the newcomer of the year award as a freshman ... played for coach Darius Barnes Jr. and C.O.G Elite ... also played for coach Tim Schumacher and Houston Hoops ... son of Carol McCormick ... has two brothers, Brad and Troy ... enrolled in the Harbert College of Business.

McCORMICK'S MISCELLANEOUS STATS

	2018-19	2019-20	Career
Games with 10+ Pts	4	12	16
Games with 20+ Pts	0	3	3
Games 5+ 3s	0	1	1
Games with 5+ Reb	0	8	8
Games with 10+ Reb	0	0	0
Games with 5+ Ast	0	8	8
Games with 10+ Ast	0	1	1
Games with 5+ Blk	0	0	0
Games with 5+ Stl	0	0	0
Double-Doubles	0	0	0

BAM TESTING RESULTS

Vertical Jump	35"
Approach Vertical	43.5"
3/4 Court Sprint	2.997
Reaction Shuttle	2.922
Lane Agility Drill	10.581

CAREER HIGHS

Points	28 at Mississippi State (1/4/20)
Rebounds	9 vs. LSU (2/8/20)
Field Goals	9 at Mississippi State (1/4/20)
Field Goals Att.	17 at Mississippi State (1/4/20)
3-Pt. Field Goals	5 vs. LSU (2/8/20)
3-Pt. Field Goals Att.	10 vs. LSU (2/8/20)
Free Throws	8 at Mississippi State (1/4/20)
Free Throws Att.	11 at Mississippi State (1/4/20)
Assists	16 vs. CSUN (11/15/19)
Blocks	1 (4x) last vs. Kentucky (2/1/20)
Steals	3 (5x) vs. CSUN (11/15/19)
Minutes	45 at Ole Miss (1/28/20)

2019-20 McCORMICK GAME-BY-GAME

Opp.	Start	Min.	FG-A	3FG-A	FT-A	O-D-T	PF	A	TO	BLK	STL	PTS
GSU	*	30	4-10	0-4	1-3	2-1-3	4	4	5	0	0	9
Davidson	*	33	5-12	0-4	1-3	1-4-5	2	5	0	0	0	11
S. Alabama	*	32	3-9	3-7	0-3	1-3-4	2	2	4	1	0	9
CSUN	*	22	1-3	0-2	0-0	0-4-4	1	16	1	0	3	2
Colgate	*	27	6-12	2-5	0-0	0-3-3	1	8	2	0	2	14
New Mexico*		27	3-14	1-4	0-0	1-5-6	2	6	2	0	2	7
Richmond	*	30	2-9	1-3	2-2	1-5-6	1	6	4	0	2	7
Furman	*	39	4-11	1-2	0-2	1-3-4	3	4	0	0	1	9
Saint Louis	*	32	7-14	4-8	2-8	3-4-7	0	6	1	0	1	20
NC State	*	31	5-12	0-2	4-6	2-2-4	3	3	3	0	1	14
Lehigh	*	29	7-12	4-7	0-0	1-1-2	2	4	0	0	1	18
Lipscomb	*	28	3-7	2-6	0-0	0-2-2	2	4	2	0	1	8
Miss. St.	*	32	9-17	2-6	8-11	3-1-4	1	4	5	0	2	28
Vanderbilt	*	33	3-11	0-4	4-6	0-3-3	2	2	1	0	0	10
Georgia	*	25	3-8	1-1	2-3	0-2-2	3	3	1	0	0	9
Alabama	*	23	2-8	0-3	1-2	2-4-6	5	3	1	0	1	5
Florida	*	32	1-7	0-3	4-6	0-1-1	1	2	3	0	0	6
S. Carolina	*	27	5-11	1-3	2-3	1-2-3	3	5	2	0	0	13
Iowa State	*	32	4-9	1-3	2-5	2-1-3	1	4	2	0	0	11
Ole Miss	*	45	4-10	0-2	4-6	0-4-4	4	2	9	0	3	12
Kentucky	*	33	1-5	0-2	2-2	1-4-5	3	4	1	1	0	4
Arkansas	*	40	4-10	2-5	6-9	1-5-6	3	3	2	0	0	16
LSU	*	41	7-15	5-10	4-7	3-6-9	4	9	3	0	2	23
Alabama												
Missouri												
Georgia												
Tennessee												
Ole Miss												
Kentucky												
Texas A&M												
Tennessee												

McCORMICK'S CAREER STATISTICS

Year	GP-GS	Min-Avg	FG-FGA	Pct	3FG-A	Pct	FT-FTA	Pct	Off-Def-Tot--Avg	PF-FO	Ast	TO	Blk	Stl	Pts	Avg
2018-19	39-0	472-12.1	63-120	.525	10-20	.500	24-39	.615	15-22-37--0.9	37-0	53	29	3	31	160	4.1
2019-20	23-23	715-31.1	93-236	.394	30-96	.313	49-87	.563	26-70-96--4.2	53-1	109	54	2	22	265	11.5
TOTAL	62-23	1187-19.1	156-356	.438	40-116	.345	73-126	.579	41-92-133--2.1	90-1	162	83	5	53	425	6.9

10

SAMIR DOUGHTY

6-4 • 195

Sr. • G

Philadelphia, Pa.
(VCU)



2019-20 (Senior): Taken over as team's primary scoring option after being the fourth or fifth option a season ago ... arguably the most improved played in the SEC ... leads team and seventh in the SEC in scoring at 16.0 points per game ... scored in double figures 18 times, most on the team ... averaging 17.5 points per game at home this season ... has eight 20-point games in the first 23 games after entering the season with just two in 75 career games ... third in the SEC in free throws attempted (134) and fourth in free throws made (103) ... leads team with 26 steals ... secured second career double-double with 10 points and 10 rebounds at South Alabama ... had career performance with 33 points on 10-of-15 from the floor with eight rebounds and three dimes vs. CSUN ... produced crossover, step-back 3-pointer against Colgate that sent his defender flying and earned him the No. 1 spot on the Sportscenter Top 10 for Nov. 18 ... named to the Legends Classic All-Tournament Team after scoring 19 points against New Mexico and 22 vs. Richmond, both team-highs ... posted 23 points in back-to-back wins vs. Kentucky and Arkansas ... averaging 21.4 points per game over his last five games.

BEFORE AUBURN: Averaged 9.0 points, 3.6 rebounds, 2.1 assists and 0.9 steals in 23.1 minutes per game ... played in 35 games, starting 15 as VCU reached the NCAA Tournament, losing to Saint Mary's in the first round ... was the Rams' fourth-leading scorer ... averaged the most points by a VCU freshman since Shawn Hampton in 1998-99 ... shot 40.9 percent from the floor, 28.4 percent from 3-point range and 76.6 percent from the foul line ... shot 34.5 percent (19-of-55) from 3-point range for the final 21 games of the season since Jan. 4 after opening the year 4-of-26 from behind the arc ... career-high 23 points with nine assists and seven rebounds at Duquesne ... just missed a triple-double with 10 points, 10 assists and eight rebounds vs. Saint Joseph's ... 17 points in the Atlantic 10 Conference Tournament vs. Richmond ... 9 points vs. Saint Mary's in the NCAA Tournament ... went 4-0 as VCU toured Spain from Aug. 12-22 in Madrid, Toledo, Valencia and Barcelona ... redshirted first year at VCU ... originally signed with St. John's.

HIGH SCHOOL AND PERSONAL DATA: Averaged 24.9 points, 9.7 rebounds, 4.1 assists and 2.7 steals per game while shooting 59 percent from 2-point range as a senior at Mathematics, Civics & Science Charter in Philadelphia, Pa. ... ranked as the 35th-best point guard nationally by 247 Sports, including sixth-best in Pennsylvania, as a senior ... three-star recruit ... enrolled in College of Liberal Arts.

DOUGHTY'S MISCELLANEOUS STATS

	2016-17	2018-19	2019-20	Career
Games with 10+ Pts	15	10	18	43
Games with 20+ Pts	1	1	8	10
Games 5+ 3s	0	0	3	3
Games with 5+ Reb	9	13	10	32
Games with 10+ Reb	0	1	1	2
Games with 5+ Ast	4	2	0	6
Games with 10+ Ast	1	0	0	1
Games with 5+ Blk	0	0	0	0
Games with 5+ Stl	0	0	0	0
Double-Doubles	1	0	1	2

BAM TESTING RESULTS

Vertical Jump	30.5"
Approach Vertical	36"
3/4 Court Sprint	3.215
Reaction Shuttle	3.333
Lane Agility Drill	11.607

CAREER HIGHS

Points	33 vs. CSUN (11/15/19)
Rebounds	10 (2x) last at South Alabama (11/12/19)
Field Goals	10 (2x) last vs. LSU (2/8/20)
Field Goals Att.	19 vs. LSU (2/8/20)
3-Pt. Field Goals	6 vs. CSUN (11/15/19)
3-Pt. Field Goals Att.	11 vs. LSU (2/8/20)
Free Throws	14 vs. Kentucky (2/1/20)
Free Throws Att.	15 vs. Kentucky (2/1/20)
Assists	10 vs. St. Joseph's (2/14/17)
Blocks	1 (8x) last at Mississippi State (1/4/20)
Steals	4 (4x) last vs. NC State (12/19/19)
Minutes	46 at Ole Miss (1/28/20)

2019-20 DOUGHTY GAME-BY-GAME

Opp.	Start	Min.	FG-A	3FG-A	FT-A	O-D-T	PF	A	TO	BLK	STL	PTS
GSU	*	33	6-10	1-3	7-9	0-5-5	3	3	3	0	4	20
Davidson	*	34	3-10	0-5	5-6	2-3-5	3	3	4	0	1	11
S. Alabama	*	32	3-5	1-2	3-3	3-7-10	3	2	3	0	0	10
CSUN	*	24	10-15	6-8	7-7	2-6-8	0	3	0	1	0	33
Colgate	*	27	7-13	4-9	2-3	1-2-3	2	2	1	1	1	20
New Mexico*		32	6-12	5-9	2-5	1-1-2	2	2	3	0	3	19
Richmond	*	35	7-16	2-6	6-8	1-0-1	0	3	0	0	1	22
Furman	*	42	5-12	0-7	3-5	0-1-1	0	1	6	1	0	13
Saint Louis	*	32	1-6	1-4	5-6	0-3-3	1	0	0	0	1	8
NC State	*	32	6-12	3-5	9-12	0-2-2	2	4	5	1	4	24
Lehigh	*	32	2-8	1-5	1-2	1-1-2	3	4	0	0	1	6
Lipscomb	*	33	5-13	1-7	0-0	0-2-2	2	7	4	0	0	11
Miss. St.	*	35	4-12	0-4	7-8	1-7-8	3	0	2	1	2	15
Vanderbilt	*	34	1-9	1-5	3-4	1-1-2	4	2	0	0	0	6
Georgia	*	28	6-12	2-5	3-7	1-5-6	4	4	3	0	1	17
Alabama	*	32	2-11	0-2	2-3	0-0-0	5	3	7	0	0	6
Florida	*	33	3-12	2-7	0-0	0-2-2	0	0	0	0	0	8
S. Carolina	*	30	3-10	1-5	4-4	1-4-5	2	4	2	0	2	11
Iowa State	*	31	5-13	1-6	7-8	0-6-6	4	5	5	0	0	18
Ole Miss	*	46	4-15	1-7	8-13	1-4-5	4	3	3	0	1	17
Kentucky	*	30	4-10	1-4	14-15	0-5-5	4	0	1	0	1	23
Arkansas	*	40	8-13	3-7	4-4	2-1-3	2	2	2	0	0	23
LSU	*	41	10-19	5-11	1-2	1-4-5	2	1	2	0	0	26
Alabama												
Missouri												
Georgia												
Tennessee												
Ole Miss												
Kentucky												
Texas A&M												
Tennessee												

DOUGHTY'S CAREER STATISTICS

Year	GP-GS	Min-Avg	FG-FGA	Pct	3FG-A	Pct	FT-FTA	Pct	Off-Def-Tot--Avg	PF-FO	Ast	TO	Blk	Stl	Pts	Avg
2016-17*	35-15	809-23.1	103-252	.409	23-81	.284	85-111	.766	29-98-127--3.6	76-3	75	66	2	33	314	9.0
2018-19	40-27	969-24.2	98-214	.458	45-106	.425	51-65	.785	42-96-138--3.5	87-1	67	55	3	54	292	7.3
2019-20	23-23	751-32.7	111-268	.414	42-133	.316	103-134	.769	19-72-91--4.0	55-1	58	56	4	26	367	16.0
TOTAL	98-65	2529-25.8	312-734	.425	110-320	.344	239-310	.771	90-266-356--3.6	218-5	200	177	9	113	973	9.9

13



BABATUNDE AKINGBOLA

6-10 • 236
Fr. • C
Ogun, Nigeria
(McEachern)

2019-20 (Freshman): Appeared in 11 games off the bench ... blocked a pair of shots in the first minute his career minute at South Alabama ... pulled down a pair of rebounds in five minutes of action vs. New Mexico ... scored his first career points with a dunk against Lipscomb.

HIGH SCHOOL AND PERSONAL DATA: Labeled as a four-star by Rivals and a three-star by 247Sports and ESPN ... tabbed as the No. 15 player in Georgia by 247Sports and ESPN ... played at McEachern High School ... was a two-time all-state selection ... team made the Final Four ... averaged 6.0 points, 6.1 rebounds, 3.0 blocks and 1.1 assists per game ... competed with Athletes of Tomorrow on the Nike EYBL circuit ... had 70 rebounds to go along with 27 blocks and shot 56 percent from the floor in 10 games for AOT during Nike 17U circuit ... led team to third-place finish at the 45th annual City of Palms Classic ... son of Akintayo and Temitayo Akingbola ... has four sisters: Yinka, Laide, Kemi and Lola ... goes by the nickname "Stretch" ... enrolled in the Harbert College of Business.

BAM TESTING RESULTS

Vertical Jump	27.5"
Approach Vertical	31.5"
3/4 Court Sprint	3.650
Reaction Shuttle	3.229
Lane Agility Drill	12.669

CAREER HIGHS

Points	2 vs. Lipscomb (12/29/19)
Rebounds	2 vs. New Mexico (11/25/19)
Field Goals	1 vs. Lipscomb (12/29/19)
Field Goals Att.	1 (4x) last at Alabama (1/15/20)
3-Pt. Field Goals	-
3-Pt. Field Goals Att.	1 at Alabama (1/15/20)
Free Throws	-
Free Throws Att.	-
Assists	1 (2x) last vs. Lipscomb (12/29/19)
Steals	-
Blocks	2 (2x) last vs. New Mexico (11/25/19)
Minutes	5 (2x) last vs. New Mexico (11/25/19)

2019-20 AKINGBOLA GAME-BY-GAME

Opp.	Start	Min.	FG-A	3FG-A	FT-A	O-D-T	PF	A	TO	BLK	STL	PTS
GSU			-dnp-									
Davidson			-dnp-									
S. Alabama	4	0-1	0-0	0-0	0-0	1-0-1	0	1	0	2	0	0
CSUN	5	0-1	0-0	0-0	0-0	0-1-1	3	0	1	0	0	0
Colgate	2	0-0	0-0	0-0	0-0-0	0	0	0	0	0	0	0
New Mexico	5	0-0	0-0	0-0	0-2-2	0	0	0	2	0	0	0
Richmond	2	0-0	0-0	0-0	0-0-0	0	0	0	0	0	0	0
Furman			-dnp-									
Saint Louis	1	0-0	0-0	0-0	0-0-0	1	0	0	0	0	0	0
NC State			-dnp-									
Lehigh	1	0-0	0-0	0-0	0-0-0	0	0	0	0	0	0	0
Lipscomb	2	1-1	0-0	0-0	0-0-0	1	1	0	0	0	0	2
Miss. St.			-dnp-									
Vanderbilt	1	0-0	0-0	0-0	0-0-0	0	0	0	0	0	0	0
Georgia	4	0-0	0-0	0-0	0-0-0	1	0	2	0	0	0	0
Alabama	2	0-1	0-1	0-0	0-0-0	1	0	0	0	0	0	0
Florida			-dnp-									
S. Carolina			-dnp-									
Iowa State			-dnp-									
Ole Miss			-dnp-									
Kentucky			-dnp-									
Arkansas			-dnp-									
LSU			-dnp-									
Alabama												
Missouri												
Georgia												
Tennessee												
Ole Miss												
Kentucky												
Texas A&M												
Tennessee												

AKINGBOLA'S MISCELLANEOUS STATS

	2019-20	Career
Games with 10+ Pts	0	0
Games with 20+ Pts	0	0
Games 5+ 3s	0	0
Games with 5+ Reb	0	0
Games with 10+ Reb	0	0
Games with 5+ Ast	0	0
Games with 10+ Ast	0	0
Games with 5+ Blk	0	0
Games with 5+ Stl	0	0
Double-Doubles	0	0

AKINGBOLA'S CAREER STATISTICS

Year	GP-GS	Min-Avg	FG-FGA	Pct	3FG-A	Pct	FT-FTA	Pct	Off-Def-Tot--Avg	PF-FO	Ast	TO	Blk	Stl	Pts	Avg
2019-20	11-0	23-2.1	1-4	.250	0-1	.000	0-0	.000	1-3-4--0.4	7-0	2	3	4	0	2	0.2
TOTAL	11-0	23-2.1	1-4	.250	0-1	.000	0-0	.000	1-3-4--0.4	7-0	2	3	4	0	2	0.2

22



ALLEN FLANIGAN

6-5 • 200

Fr. • G

Little Rock, Ark.
(Parkview Magnet)

2019-20 (Freshman): Appeared in all 23 games off the bench ... third-best rebounding guard on the team at 2.4 boards per contest ... pulled down at least three rebounds 10 times, including four of the first six SEC games ... was a perfect 4-for-4 and scored eight points in 12 minutes vs. Furman ... recorded career-highs in points (12) and rebounds (6) against Georgia.

HIGH SCHOOL AND PERSONAL DATA: Labeled as a four-star by ESPN and a three-star by Rivals and 247Sports ... selected as the No. 1 player in Arkansas by ESPN and No. 3 by 247Sports ... attended Parkview Magnet High School where he played for his grandfather and local legend Alfred Flanigan ... won two state championships ... named the 5A Gatorade Arkansas Player of the Year ... also chosen as the district's top athlete ... played for the Joe Johnson Hawks in the adidas Gauntlet circuit, averaging 8.4 points, 3.6 rebounds and 1.2 assists per game ... led Hawks to 21-5 record and age division title in the Real Deal in the Rock ... son of Wes and Katrina Flanigan ... has two siblings: Collin and Mike ... father, Wes, was a four-year starter at point guard at Auburn from 1993-97 and is in the top 25 in program history with 1,228 career points ... father, Wes, was also an All-SEC selection in 1996 ... enrolled in the College of Education.

FLANIGAN'S MISCELLANEOUS STATS		
	2019-20	Career
Games with 10+ Pts	1	1
Games with 20+ Pts	0	0
Games 5+ 3s	0	0
Games with 5+ Reb	2	2
Games with 10+ Reb	0	0
Games with 5+ Ast	0	0
Games with 10+ Ast	0	0
Games with 5+ Blk	0	0
Games with 5+ Stl	0	0
Double-Doubles	0	0

BAM TESTING RESULTS	
Vertical Jump	30"
Approach Vertical	35.0"
3/4 Court Sprint	3.330
Reaction Shuttle	3.300
Lane Agility Drill	10.534

CAREER HIGHS	
Points	12 vs. Georgia (1/11/20)
Rebounds	6 vs. Georgia (1/11/20)
Field Goals	5 vs. Georgia (1/11/20)
Field Goals Att.	6 (2x) last vs. LSU (2/8/20)
3-Pt. Field Goals	2 vs. Georgia (1/11/20)
3-Pt. Field Goals Att.	4 at Arkansas (2/4/20)
Free Throws	1 (4x) last at Arkansas (2/4/20)
Free Throws Att.	3 at Alabama (1/15/20)
Assists	2 vs. New Mexico (11/25/19)
Steals	2 vs. Georgia (1/11/20)
Blocks	1 (3x) last vs. LSU (2/8/20)
Minutes	22 vs. NC State (12/19/19)

2019-20 FLANIGAN GAME-BY-GAME													
Opp.	Start	Min.	FG-A	3FG-A	FT-A	O-D-T	PF	A	TO	BLK	STL	PTS	
GSU		7	0-0	0-0	0-0	0-1-1	1	1	1	0	0	0	
Davidson		6	0-1	0-1	0-0	0-1-1	1	0	1	0	0	0	
S. Alabama	12	2-5	0-0	0-2	1-0-1	0	0	0	0	0	0	4	
CSUN	18	3-5	1-1	0-0	0-3-3	1	1	1	1	0	0	7	
Colgate	9	0-3	0-2	0-0	0-3-3	1	0	0	0	0	0	0	
New Mexico	12	2-4	0-2	0-0	0-2-2	2	2	0	0	0	0	4	
Richmond	14	1-3	0-0	1-2	3-1-4	3	0	1	0	0	0	3	
Furman	12	4-4	0-0	0-2	1-1-2	0	0	1	0	0	0	8	
Saint Louis	14	1-4	0-1	1-2	3-2-5	1	0	0	0	0	0	3	
NC State	22	1-5	0-2	1-2	1-3-4	4	1	0	0	0	0	3	
Lehigh	15	3-4	0-1	0-1	0-1-1	0	0	1	0	1	0	6	
Lipscomb	10	0-0	0-0	0-0	0-0-0	3	0	2	0	0	0	0	
Miss. St.	12	0-2	0-2	0-2	1-0-1	2	0	1	0	0	0	0	
Vanderbilt	17	1-3	1-2	0-2	1-2-3	3	0	1	0	0	0	3	
Georgia	21	5-6	2-3	0-0	0-6-6	2	0	1	0	2	12		
Alabama	15	2-4	0-1	2-3	0-4-4	2	0	3	1	0	6		
Florida	11	0-1	0-0	0-0	1-3-4	0	0	0	0	1	0		
S. Carolina	14	1-2	0-1	0-0	0-1-1	2	0	1	0	0	2		
Iowa State	11	1-3	0-0	0-0	3-0-3	3	1	0	0	0	2		
Ole Miss	12	0-2	0-1	0-0	1-1-2	3	0	0	0	0	0		
Kentucky	9	0-2	0-1	0-0	0-2-2	2	0	0	0	0	0		
Arkansas	14	1-5	0-4	1-1	0-1-1	3	1	2	0	0	3		
LSU	15	1-6	0-3	0-1	0-2-2	0	1	0	1	0	2		
Alabama													
Missouri													
Georgia													
Tennessee													
Ole Miss													
Kentucky													
Texas A&M													
Tennessee													

FLANIGAN'S CAREER STATISTICS																
Year	GP-GS	Min-Avg	FG-FGA	Pct	3FG-A	Pct	FT-FTA	Pct	Off-Def-Tot--Avg	PF-FO	Ast	TO	Blk	Stl	Pts	Avg
2019-20	23-0	297-12.9	29-74	.392	4-28	.143	6-20	.300	16-40-56--2.4	39-0	8	17	3	4	68	3.0
TOTAL	23-0	297-12.9	29-74	.392	4-28	.143	6-20	.300	16-40-56--2.4	39-0	8	17	3	4	68	3.0

23



ISAAC OKORO

6-6 • 225

Fr. • F

Powder Springs, Ga.
(McEachern)

2019-20 (Freshman): Started all 23 games as first-year player in senior-laden lineup ... fourth in SEC and 86th nationally with a 50.7 field goal percentage ... field goal percentage ranks 12th nationally among freshmen ... scored in double figures in first six games of his career, becoming just the second freshman since 1990 to accomplish the feat (Mustapha Heron) ... 16 total games in double figures is second on the team ... averaging 12.3 points per game in SEC play ... second on the team with 46 offensive rebounds ... hit the game-winning shot at South Alabama with 2.9 seconds left and became the only Auburn player in the last 15 years with a stat line of 15 points, six rebounds, six assists, two steals and two blocks in a game ... named SEC Freshman of the Week Nov. 18 and Dec. 9 ... is the fourth freshman in program history to earn the weekly recognition twice in a season, joining Jared Harper (2016-17), Aaron Swinson (1991-92) and Wesley Person (1990-91) ... had near double-double with 18 points and nine rebounds vs. Furman ... scored career-high 23 points against Vanderbilt, including one-handed dunk that was No. 7 on the Sportscenter Top 10 for Jan. 9 ... named NBC Sports Player of the Week on Jan. 13 ... dished out a career-high seven assists in win over South Carolina ... scored 70 points over his last five games.

INTERNATIONAL EXPERIENCE: Won gold medal with 2018 USA U17 World Cup Team, averaging 4.3 points per game to help USA to a 7-0 record from June 30-July 8 in Santa Fe, Argentina ... took part in 2017 USA Basketball Men's Junior National Team Minicamp ... participated in 2016 Junior National Team Minicamp.

HIGH SCHOOL AND PERSONAL DATA: Labeled as a five-star by Rivals and a four-star by 247Sports ... rated as the second-highest signing in program history according to the 247Sports composite ranking ... tabbed as the No. 31 and No. 36 player in the country by Rivals and 247Sports, respectively ... chosen as the No. 2 player in the state of Georgia by 247Sports ... played at McEachern High School where he had his No. 35 jersey retired ... was a four-time all-state selection ... led team to 32-0 record and the state title in 2018-19, the first in the school's history ... team was ranked No. 1 in the country according to MaxPreps, BlueStar Media and the Prep Circuit Power 50 ... averaged 19.7 points, 10.1 rebounds, 3.2 assists and 2.7 steals as a senior ... named the 2019 AJC Player of the Year ... graduated with honors ... competed with Athletes of Tomorrow on the Nike EYBL circuit ... averaged 17.7 points, 8.4 rebounds and 4.1 assists with 51.7 field goal percentage ... son of Godwin and Gloria Okoro ... has three siblings: Michael, Rachel and Ashley ... enrolled in the Harbert College of Business.

OKORO'S MISCELLANEOUS STATS

	2019-20	Career
Games with 10+ Pts	16	16
Games with 20+ Pts	1	1
Games 5+ 3s	0	0
Games with 5+ Reb	11	11
Games with 10+ Reb	0	0
Games with 5+ Ast	2	2
Games with 10+ Ast	0	0
Games with 5+ Blk	0	0
Games with 5+ Stl	0	0
Double-Doubles	0	0

BAM TESTING RESULTS

Vertical Jump	30.5"
Approach Vertical	38.5"
3/4 Court Sprint	3.202
Reaction Shuttle	3.137
Lane Agility Drill	11.519

CAREER HIGHS

Points	23 vs. Vanderbilt (1/8/20)
Rebounds	9 (2x) last at Ole Miss (1/28/20)
Field Goals	8 vs. CSUN (11/15/19)
Field Goals Att.	13 (2x) last vs. LSU (2/8/20)
3-Pt. Field Goals	2 (4x) last at Arkansas (2/4/20)
3-Pt. Field Goals Att.	6 vs. LSU (2/8/20)
Free Throws	10 vs. Vanderbilt (1/8/20)
Free Throws Att.	14 vs. Vanderbilt (1/8/20)
Assists	7 vs. South Carolina (1/22/20)
Steals	3 (2x) last at Alabama (1/15/20)
Blocks	3 (2x) last vs. Georgia (1/11/20)
Minutes	44 at Ole Miss (1/28/20)

2019-20 OKORO GAME-BY-GAME

Opp.	Start	Min.	FG-A	3FG-A	FT-A	O-D-T	PF	A	TO	BLK	STL	PTS
GSU	*	31	6-9	0-1	0-0	1-4-5	3	2	3	0	0	12
Davidson	*	30	5-7	2-3	4-6	0-1-1	2	0	2	0	0	16
S. Alabama	*	36	6-12	0-2	3-6	2-4-6	1	6	2	2	2	15
CSUN	*	21	8-12	0-2	1-1	2-3-5	2	0	1	2	0	17
Colgate	*	29	5-11	0-3	1-2	2-1-3	1	2	2	1	2	11
New Mexico*		29	5-8	1-2	1-4	3-1-4	1	1	1	1	3	12
Richmond	*	23	4-6	0-1	1-1	2-4-6	4	1	2	1	0	9
Furman	*	43	5-9	0-3	8-9	3-6-9	3	3	6	1	0	18
Saint Louis	*	35	5-13	2-3	0-0	4-1-5	2	1	1	1	0	12
NC State	*	28	3-6	0-0	3-7	1-2-3	4	2	4	0	1	9
Lehigh	*	23	3-4	0-1	2-2	2-1-3	4	1	3	0	2	8
Lipscomb	*	31	5-9	0-2	4-5	4-0-4	2	2	0	3	0	14
Miss. St.	*	35	5-9	0-1	4-5	1-7-8	2	2	1	0	2	14
Vanderbilt	*	32	6-9	1-1	10-14	3-3-6	1	3	2	0	1	23
Georgia	*	29	3-8	1-4	0-0	0-0-0	4	3	1	3	0	7
Alabama	*	36	5-11	1-4	2-3	1-3-4	2	1	3	2	3	13
Florida	*	34	1-7	1-3	4-4	2-1-3	3	1	0	1	1	7
S. Carolina	*	31	3-7	0-1	2-2	1-2-3	2	7	1	0	0	8
Iowa State	*	32	7-11	1-3	4-8	1-1-2	3	2	2	0	0	19
Ole Miss	*	44	4-9	1-2	5-6	4-5-9	2	3	2	1	2	14
Kentucky	*	36	3-11	2-4	6-12	1-2-3	3	2	2	0	2	14
Arkansas	*	36	6-10	2-5	0-1	4-3-7	3	2	1	1	2	14
LSU	*	43	3-13	1-6	2-2	2-4-6	2	1	1	2	0	9
Alabama												
Missouri												
Georgia												
Tennessee												
Ole Miss												
Kentucky												
Texas A&M												
Tennessee												

OKORO'S CAREER STATISTICS

Year	GP-GS	Min-Avg	FG-FGA	Pct	3FG-A	Pct	FT-FTA	Pct	Off-Def-Tot--Avg	PF-FO	Ast	TO	Blk	Stl	Pts	Avg
2019-20	23-23	738-32.1	106-211	.502	16-57	.281	67-100	.670	46-59-105--4.6	56-0	48	43	22	23	295	12.8
TOTAL	23-23	738-32.1	106-211	.502	16-57	.281	67-100	.670	46-59-105--4.6	56-0	48	43	22	23	295	12.8

24



ANFERNEE McLEMORE

6-7 • 220

Sr. • F

Warwick, Ga.

(Worth County HS)

2019-20 (Senior): Appeared in 21 games as the first player off the bench ... earned starts against Florida and LSU ... seventh in the SEC and 94th in the country with 1.43 blocks per game ... 67th in the nation with 7.3 block percentage ... blocked a shot in six of the last eight games ... blocked at least three shots six times ... tied career-best with six blocks against Lehigh, all of which came in the second half ... third in Auburn history with 186 blocks, recently passing former teammate Horace Spencer (2015-19) who had 170 swats ... 186 blocks ranks 12th nationally among active players and is sixth among Power 5 players ... pulled down five-plus rebounds 12 times, including 10 of the last 16 games ... boasts third-best field goal percentage on the team at 48.8 percent ... scored in double figures eight times, including four times in SEC play ... team's third-best three-point shooter at 32.9 percent (23-of-70) ... made multiple 3s seven times, four of which were away from home ... knocked down career-high five 3s and matched career high with 19 points against Ole Miss ... recorded first double-double of the season with 11 points and a season-high 10 rebounds vs. Arkansas.

HIGH SCHOOL AND PERSONAL DATA: Rated as a four-star prospect by ESPN ... rated as a 3-star by 247Sports, Rivals and Scout ... averaged 15.6 points, 11.2 rebounds and 6.9 blocks per game for Worth County as a senior in 2015-16 under coach Connie Mays ... three-time selection to the Albany Herald's Super Six as a sophomore, junior and senior ... the Rams finished in a three-way tie for first in the Georgia High School Region 1 4A standings ... averaged 19 points, 11.8 rebounds and 6.4 blocks per game for Worth County as a junior in 2014-15, recording several triple-doubles ... two-time All-Area selection by the Albany Herald ... started for the Rams each of his four years in high school ... Georgia Class 4A Sophomore of the Year by Hoopseen ... had a 4.0 GPA in advanced classes and was accepted by the Massachusetts Institute of Technology ... scored a 1670 on his SAT ... had considered Yale, Brown, Oregon State, Stanford and Georgia Tech ... played AAU basketball for the Atlanta Celtics under Horace Neysmith ... full name is Anfernee Keith McLemore ... son of Cinderella Lewis and Feron McLemore ... enrolled in the Harbert College of Business ... signed national letter of intent on Nov. 11, 2015.

McLEMORE'S MISCELLANEOUS STATS

	2016-17	2017-18	2018-19	2019-20	Career
Games with 10+ Pts	4	9	10	8	31
Games with 20+ Pts	0	0	0	0	0
Games 5+ 3s	0	0	0	1	1
Games with 5+ Reb	16	14	17	12	59
Games with 10+ Reb	1	4	2	1	9
Games with 5+ Ast	0	0	0	0	0
Games with 10+ Ast	0	0	0	0	0
Games with 5+ Blk	0	6	0	1	7
Games with 5+ Stl	0	0	0	0	0
Double-Doubles	0	3	0	1	4

BAM TESTING RESULTS

Vertical Jump	34.5"
Approach Vertical	42"
3/4 Court Sprint	3.230
Reaction Shuttle	2.933
Lane Agility Drill	10.786

CAREER HIGHS

Points	19 (4x) last at Ole Miss (1/28/20)
Rebounds	13 at Dayton (11/29/17)
Field Goals	8 (2x) last vs. Saint Peter's (11/28/18)
Field Goals Att.	13 vs. Saint Peter's (11/28/18)
3-Pt. Field Goals	5 at Ole Miss (1/28/20)
3-Pt. Field Goals Att.	10 at Ole Miss (1/28/20)
Free Throws	7 at LSU (2/21/17)
Free Throws Att.	8 (2x) last vs. North Florida (12/29/18)
Assists	2 (6x) last vs. Lipscomb (12/29/19)
Blocks	6 (3x) last vs. Lehigh (12/21/19)
Steals	4 vs. North Florida (12/29/18)
Minutes	34 at Arkansas (2/4/20)

2019-20 McLEMORE GAME-BY-GAME

Opp.	Start	Min.	FG-A	3FG-A	FT-A	O-D-T	PF	A	TO	BLK	STL	PTS
GSU		21	1-4	0-1	0-0	0-3-3	2	2	2	0	0	2
Davidson		25	4-5	0-1	4-5	1-4-5	1	0	1	3	1	12
S. Alabama		26	5-9	2-5	2-4	1-3-4	3	1	0	0	0	14
CSUN		18	4-7	2-5	0-0	3-2-5	2	1	0	4	0	10
Colgate		19	2-5	0-2	0-0	1-3-4	1	0	1	3	0	4
New Mexico		18	3-4	2-3	2-5	2-1-3	1	2	2	1	2	10
Richmond		20	1-3	0-2	0-0	1-1-2	2	1	1	1	3	2
Furman		16	3-4	1-2	2-2	2-3-5	5	0	1	1	0	9
Saint Louis		20	2-5	2-5	1-2	0-2-2	4	1	1	3	1	7
NC State		21	2-7	1-4	1-2	0-5-5	2	0	1	1	1	6
Lehigh		20	2-5	1-2	4-5	1-6-7	2	1	2	6	1	9
Lipscomb		17	1-2	1-2	0-0	1-5-6	1	2	2	1	2	3
Miss. St.		22	1-5	0-1	0-0	0-2-2	4	0	0	0	0	2
Vanderbilt		17	6-8	2-3	0-0	1-0-1	4	0	0	0	0	14
Georgia		21	6-8	0-2	0-1	3-3-6	2	0	1	0	0	12
Alabama		19	2-8	1-5	1-1	1-6-7	2	0	0	1	1	6
Florida	*	20	1-3	0-2	3-5	1-3-4	3	0	1	1	0	5
S. Carolina		21	1-2	0-1	2-2	1-6-7	0	0	1	2	0	4
Iowa State		18	3-5	3-5	0-0	0-4-4	2	0	2	3	1	9
Ole Miss		29	6-12	5-10	2-2	2-3-5	5	0	1	0	3	19
Kentucky		22	2-5	0-2	3-5	3-2-5	2	0	0	0	1	7
Arkansas		34	4-6	0-1	3-4	2-8-10	5	0	3	1	1	11
LSU	*	19	0-5	0-4	0-0	0-2-2	4	0	0	1	0	0
Alabama												
Missouri												
Georgia												
Tennessee												
Ole Miss												
Kentucky												
Texas A&M												
Tennessee												

McLEMORE'S CAREER STATISTICS

Year	GP-GS	Min-Avg	FG-FGA	Pct	3FG-A	Pct	FT-FTA	Pct	Off-Def-Tot--Avg	PF-FO	Ast	TO	Blk	Stl	Pts	Avg
2016-17	32-1	483-15.1	69-101	.683	1-1	1.000	35-58	.603	54-89-143--4.5	76-0	5	28	37	13	174	5.4
2017-18	27-21	525-19.4	74-139	.532	18-46	.391	35-48	.729	49-93-142--5.3	70-1	14	24	73	20	201	7.4
2018-19	40-34	762-19.1	101-223	.453	37-112	.330	29-47	.617	39-122-161--4.0	120-4	10	30	43	29	268	6.7
2019-20	23-2	475-20.7	62-127	.488	23-70	.329	30-45	.667	27-77-104--4.5	59-3	11	22	33	18	177	7.7
TOTAL	122-58	2245-18.4	306-590	.519	79-229	.345	129-198	.652	169-381-550--4.5	325-8	40	104	186	80	820	6.7

35



DEVAN CAMBRIDGE

6-6 • 190
Fr. • G
Nashville, Tenn.
(Hillcrest Prep)

2019-20 (Freshman): Appeared in all 23 games off the bench ... played 10-plus minutes 10 times ... scored career-high 26 points on 10-of-14 shooting vs. South Carolina ... 26 points were the most points scored by an Auburn freshman since Danjel Purifoy scored 27 points in back-to-back games in 2016 ... team's second-best three-point shooter at 38.5 percent (20-of-52) ... knocked down career-high seven 3-pointers en route to 21 points against LSU ... scored four or more points in nine games ... pulled down four or more rebounds in six games, four coming in SEC play ... racked up a block or a steal 10 times.

HIGH SCHOOL AND PERSONAL DATA: Labeled as a three-star by both Rivals and 247Sports ... tabbed as the No. 8 player in the state of Arizona by 247Sports ... averaged 13 points, 6.5 rebounds, 2.3 blocks and 1.7 steals in 22 games during senior season for Hillcrest Prep in Phoenix, Ariz ... Shot 49 percent from the field, including 38 percent from three ... played on the Nike EYBL circuit with Athletes of Tomorrow, averaging 15.1 points, 5.1 rebounds, 1.3 assists and 1.3 blocks per game in 13 games ... son of Desmond Cambridge and Teon Cotton ... has six siblings: Desmond Jr., Jalon, Jaloni, Jasiah, Jordyn and Kennedy ... father, Desmond Sr., was an all-conference player at Alabama A&M where he set the NCAA record for steals in a season with 160 - a record that still stands after the 2018-19 season - while also averaging 20.7 points per game ... brother, Desmond Jr., is a junior on the basketball team at Nevada ... enrolled in the College of Education.

BAM TESTING RESULTS

Vertical Jump	31.5"
Approach Vertical	40.5"
3/4 Court Sprint	3.342
Reaction Shuttle	3.440
Lane Agility Drill	11.618

CAREER HIGHS

Points	26 vs. South Carolina (1/22/20)
Rebounds	5 (2x) last vs. Kentucky (2/1/20)
Field Goals	10 vs. South Carolina (1/22/20)
Field Goals Att.	14 vs. South Carolina (1/22/20)
3-Pt. Field Goals	7 vs. LSU (2/8/20)
3-Pt. Field Goals Att.	10 vs. LSU (2/8/20)
Free Throws	3 vs. Davidson (11/8/19)
Free Throws Att.	5 vs. Davidson (11/8/19)
Assists	1 (4x) last vs. Georgia (1/11/20)
Steals	2 vs. Saint Louis (12/14/19)
Blocks	1 (6x) last at Arkansas (2/4/20)
Minutes	30 vs. LSU (2/8/20)

2019-20 CAMBRIDGE GAME-BY-GAME

Opp.	Start	Min.	FG-A	3FG-A	FT-A	O-D-T	PF	A	TO	BLK	STL	PTS
GSU		16	2-4	2-3	0-0	1-2-3	3	0	0	0	0	6
Davidson		9	1-1	1-1	3-5	0-0-0	4	0	0	1	0	6
S. Alabama		9	0-0	0-0	0-0	0-1-1	0	0	0	0	0	0
CSUN		15	4-7	2-4	0-0	0-2-2	1	0	1	0	1	10
Colgate		14	4-6	1-3	0-0	1-1-2	0	0	0	1	1	9
New Mexico		13	1-4	0-2	0-0	1-1-2	1	0	1	0	0	2
Richmond		7	0-5	0-2	0-0	1-1-2	1	0	1	0	0	0
Furman		9	1-5	0-2	0-0	1-3-4	0	1	1	1	1	2
Saint Louis		14	2-3	0-1	0-2	2-2-4	0	1	0	1	2	4
NC State		7	0-0	0-0	0-0	0-1-1	3	0	1	0	0	0
Lehigh		16	2-5	0-3	0-0	0-0-0	2	0	3	0	0	4
Lipscomb		16	2-3	1-2	0-2	0-1-1	1	0	0	1	1	5
Miss. St.		7	0-0	0-0	0-0	0-0-0	2	0	0	0	0	0
Vanderbilt		9	1-3	0-2	0-0	1-3-4	1	1	1	0	0	2
Georgia		10	0-1	0-1	0-0	0-0-0	1	1	0	0	0	0
Alabama		10	0-2	0-1	0-2	1-3-4	2	0	2	0	1	0
Florida		7	1-3	0-1	0-0	0-0-0	1	0	1	0	1	2
S. Carolina		22	10-14	6-9	0-2	1-4-5	1	0	0	0	0	26
Iowa State		14	0-2	0-2	0-0	0-3-3	2	0	2	0	1	0
Ole Miss		10	0-1	0-1	0-0	0-1-1	0	0	0	0	0	0
Kentucky		9	0-2	0-1	0-0	2-3-5	0	0	0	0	0	0
Arkansas		5	0-1	0-1	0-0	1-0-1	0	0	1	1	0	0
LSU		30	7-11	7-10	0-0	1-2-3	1	0	1	0	0	21
Alabama												
Missouri												
Georgia												
Tennessee												
Ole Miss												
Kentucky												
Texas A&M												
Tennessee												

CAMBRIDGE'S MISCELLANEOUS STATS

	2019-20	Career
Games with 10+ Pts	3	3
Games with 20+ Pts	2	2
Games 5+ 3s	1	1
Games with 5+ Reb	1	1
Games with 10+ Reb	0	0
Games with 5+ Ast	0	0
Games with 10+ Ast	0	0
Games with 5+ Blk	0	0
Games with 5+ Stl	0	0
Double-Doubles	0	0

CAMBRIDGE'S CAREER STATISTICS

Year	GP-GS	Min-Avg	FG-FGA	Pct	3FG-A	Pct	FT-FTA	Pct	Off-Def-Tot--Avg	PF-FO	Ast	TO	Blk	Stl	Pts	Avg
2019-20	23-0	264-11.5	38-83	.458	20-52	.385	3-13	.231	14-34-48--2.1	27-0	4	16	6	9	99	4.3
TOTAL	23-0	264-11.5	38-83	.458	20-52	.385	3-13	.231	14-34-48--2.1	27-0	4	16	6	9	99	4.3

50


AUSTIN WILEY

6-11 • 260

Sr. • C

Hoover, Ala.

(Calusa Prep)



2019-20 (Senior): Rejoined starting lineup and has started all 23 games ... second the SEC and is 58th in the nation with 9.0 rebounds per game ... father Aubrey led the SEC in rebounding in 1993-94 ... eighth in the country with a 30.6 defensive rebound rate ... also is seventh in the nation in offensive rebound rate at 17.0 ... third in the SEC and 40th nationally with nine double-doubles ... eighth nationally drawing 7.5 fouls per 40 minutes ... fifth in the SEC in free throws attempted (130) and eighth in free throw made (91) ... sixth in the SEC and 79th nationally with 1.52 blocks per game ... has a block in 17 of his last 20 games and nine multi-block games over the last 16 contests ... one of two SEC players to rank top six in both rebounds (8.5) and blocks (1.5) in league play ... named SEC Player of the Week, the first of his career, on Dec. 2 after averaging 16 points and 10.5 rebounds per game en route to being named the MVP at the Legends Classic ... just the fourth center in program history to earn the weekly award, joining Mamadou N'diaye (1999), Aaron Swinson (1994) and Jeff Moore (1987) ... scored in double figures 14 times, third most on the team ... pulled down 8-plus rebounds in 18 of 23 games, which includes a career-high 15 rebounds against Lehigh.

INTERNATIONAL EXPERIENCE: Selected and named the team captain for the 12-member USA Basketball U19 World Cup Team to play in the FIBA World Cup in Cairo, Egypt, July 1-9, 2017 ... only American and one of seven players to average a double-double in the tournament with 10.3 points and 10.9 rebounds in only 19.9 minutes per game as the United States won the bronze medal, finishing 6-1 ... shot 50 percent from the field ... started all seven games ... had three double-doubles and a rebound shy of four double-doubles in seven games.

HIGH SCHOOL AND PERSONAL DATA: Ranked 13th nationally by Scout, 16th by Rivals and 17th by 247Sports ... played on Team USA's gold medal winner at the FIBA Men's U17 World Championship in Zaragoza, Spain in summer of 2016 ... consensus five-star selection ... three-time all-state selection at Spain Park High School in Hoover, Ala. ... averaged 22 points and 12 rebounds as a junior in 2014-15 leading Spain Park to a 24-6 record and the Class 7A state finals under coach Donnie Quinn ... was named the Alabama Sports Writers Association Class 7A Player of the Year as a junior, averaging 27.1 points, 12.1 rebounds and 2.9 blocks ... selected to the ASWA Class 7A All-State first-team and to the AL.com Class 7A Super All-State first-team ... scored his 1,500th point of his high school career during his junior season ... MVP of the Alabama North-South game in August 2016 ... averaged 19 points and 12 rebounds as a sophomore at Spain Park where he was named AL.com Birmingham Player of the Year Award ... selected to the ASWA Class 7A All-State first-team and AL.com Class 7A Super All-State first-team ... averaged 15 points and 10 rebounds as a freshman ... named an honorable mention ASWA Class 6A All-State selection as a freshman ... full name is Austin Jermaine Wiley ... son of former Auburn players, All-American & 1992 USA Olympian Vickie Orr and Aubrey Wiley, who led the SEC in rebounding in 1993-94 ... Vickie helped lead Auburn to two-straight NCAA Championship games in 1988 and 1989 and was inducted into the Alabama Sports Hall of Fame in 2013 ... enrolled in the College of Education ... signed national letter of intent Nov. 9, 2016.

WILEY'S MISCELLANEOUS STATS

	2016-17	2018-19	2019-20	Career
Games with 10+ Pts	8	8	14	30
Games with 20+ Pts	1	0	0	1
Games 5+ 3s	0	0	0	0
Games with 5+ Reb	10	9	21	40
Games with 10+ Reb	1	2	10	13
Games with 5+ Ast	0	0	0	0
Games with 10+ Ast	0	0	0	0
Games with 5+ Blk	0	2	1	3
Games with 5+ Stl	0	0	0	0
Double-Doubles	1	1	9	11

BAM TESTING RESULTS

Vertical Jump	31"
Approach Vertical	35"
3/4 Court Sprint	3.254
Reaction Shuttle	3.036
Lane Agility Drill	11.808

CAREER HIGHS

Points	25 at TCU (1/28/17)
Rebounds	15 vs. Lehigh (12/21/19)
Field Goals	11 at TCU (1/28/17)
Field Goals Att.	13 (2x) last vs. Saint Peter's (11/28/18)
3-Pt. Field Goals	-
3-Pt. Field Goals Att.	1 (3x) last vs. Lipscomb (12/29/19)
Free Throws	11 vs. Alabama (1/21/17)
Free Throws Att.	18 vs. Alabama (1/21/17)
Assists	2 (2x) last vs. LSU (2/8/20)
Steals	3 vs. NC State (12/19/19)
Blocks	5 (3x) last at Mississippi State (1/4/20)
Minutes	30 vs. LSU (2/8/20)

2019-20 WILEY GAME-BY-GAME

Opp.	Start	Min.	FG-A	3FG-A	FT-A	O-D-T	PF	A	TO	BLK	STL	PTS
GSU	*	20	5-7	0-0	3-5	2-7-9	4	0	5	0	1	12
Davidson	*	20	1-2	0-0	3-6	1-9-10	1	0	1	1	0	5
S. Alabama	*	11	0-1	0-0	2-2	0-1-1	5	1	1	0	0	2
CSUN	*	19	3-4	0-0	4-4	0-9-9	1	0	4	2	0	10
Colgate	*	19	4-7	0-0	5-7	4-6-10	2	0	2	1	0	13
New Mexico*		18	6-8	0-0	2-4	6-7-13	5	0	1	1	0	14
Richmond *		23	6-7	0-0	6-11	4-4-8	3	0	2	2	0	18
Furman *		29	4-5	0-0	5-7	3-9-12	1	2	0	2	2	13
Saint Louis *		23	2-11	0-0	4-8	5-3-8	2	0	3	2	0	8
NC State *		20	4-4	0-0	2-2	2-6-8	1	1	1	3	3	10
Lehigh *		20	3-6	0-0	8-8	6-9-15	2	1	1	1	0	14
Lipscomb *		23	3-7	0-1	4-6	5-6-11	1	2	1	3	0	10
Miss. St. *		24	4-8	0-0	2-4	1-4-5	2	1	1	5	1	10
Vanderbilt *		23	2-5	0-0	9-10	3-9-12	2	0	1	3	0	13
Georgia *		17	3-4	0-0	2-4	2-5-7	2	0	1	1	0	8
Alabama *		21	2-6	0-0	6-10	7-6-13	4	0	3	2	0	10
Florida *		27	4-10	0-0	1-2	2-4-6	4	1	2	2	0	9
S. Carolina *		20	1-4	0-0	4-4	2-6-8	3	0	1	0	0	6
Iowa State *		23	2-4	0-0	3-3	2-7-9	2	0	0	1	0	7
Ole Miss *		22	1-2	0-0	6-8	4-5-9	3	1	1	0	0	8
Kentucky *		19	4-6	0-0	4-5	7-3-10	3	1	2	0	1	12
Arkansas *		11	0-0	0-0	0-2	0-2-2	3	0	4	1	0	0
LSU *		30	2-4	0-0	6-8	7-6-13	3	2	2	1	0	10

Alabama
Missouri
Georgia
Tennessee
Ole Miss
Kentucky
Texas A&M
Tennessee

WILEY'S CAREER STATISTICS

Year	GP-GS	Min-Avg	FG-FGA	Pct	3FG-A	Pct	FT-FTA	Pct	Off-Def-Tot--Avg	PF-FO	Ast	TO	Blk	Stl	Pts	Avg
2016-17	23-22	415-18.0	73-125	.584	0-0	.000	56-114	.491	52-56-108--4.7	59-1	5	41	31	5	202	8.8
2018-19	29-5	377-13.0	76-134	.567	0-3	.000	48-84	.571	45-72-117--4.0	59-1	2	29	37	6	200	6.9
2019-20	23-23	469-20.4	66-122	.541	0-1	.000	91-130	.700	75-133-208--9.0	59-2	13	40	35	8	223	9.7
TOTAL	75-50	1261-16.8	215-381	.564	0-4	.000	195-328	.595	172-261-433--5.8	177-4	20	110	103	19	625	8.3

SEASON STATS



2019-20 Auburn Men's Basketball
Combined Team Statistics
All games

Game Records

Record	Overall	Home	Away	Neutral
ALL GAMES	21-2	13-0	4-2	4-0
CONFERENCE	8-2	5-0	3-2	0-0
NON-CONFERENCE	13-0	8-0	1-0	4-0

Score by Periods

Team	1st	2nd	OT	TOT
Auburn	823	948	59	1830
Opponents	720	832	51	1603

Team Box Score

No.	Player	Total			3-Point		F-Throw		Rebounds				Other Stats									
		GP-GS	MIN	AVG	FG-FGA	FG%	3FG-FGA	3FG%	FT-FTA	FT%	OFF	DEF	TOT	AVG	PF	DQ	A	TO	BLK	STL	PTS	AVG
10	DOUGHTY, Samir	23-23	756:29	32.9	111-268	.414	42-133	.316	103-134	.769	19	72	91	4.0	55	1	58	56	4	26	367	16.0
23	OKORO, Isaac	23-23	736:20	32.0	106-209	.507	16-56	.286	68-102	.667	46	59	105	4.6	56	0	48	43	22	23	296	12.9
5	MCCORMICK, J'Von	23-23	714:09	31.0	93-236	.394	30-96	.313	48-85	.565	26	70	96	4.2	53	1	109	54	2	22	264	11.5
50	WILEY, Austin	23-23	470:24	20.5	66-122	.541	0-1	.000	91-130	.700	75	133	208	9.0	59	2	13	40	35	8	223	9.7
3	PURIFOY, Danjel	22-21	616:14	28.0	69-177	.390	35-114	.307	38-47	.809	33	79	112	5.1	33	0	33	26	7	17	211	9.6
24	MCLEMORE, Anfernee	23-2	473:56	20.6	62-127	.488	23-70	.329	30-45	.667	27	77	104	4.5	59	3	11	22	33	18	177	7.7
1	JOHNSON, Jamal	23-0	298:58	13.0	28-74	.378	26-62	.419	20-27	.741	13	20	33	1.4	29	0	11	11	2	9	102	4.4
35	CAMBRIDGE, Devan	23-0	265:56	11.6	38-83	.458	20-52	.385	3-13	.231	14	34	48	2.1	27	0	4	16	6	9	99	4.3
22	FLANIGAN, Allen	23-0	292:12	12.7	29-74	.392	4-28	.143	6-20	.300	16	40	56	2.4	39	0	8	17	3	4	68	3.0
2	WILLIAMS, Jaylin	8-0	19:59	2.5	5-8	.625	0-1	.000	3-3	1.000	1	3	4	0.5	4	0	0	0	1	0	13	1.6
14	COOK, Preston	2-0	04:48	2.4	1-2	.500	0-1	.000	0-0	.000	0	1	1	0.5	1	0	0	0	0	0	2	1.0
0	JONES, Tyrell	10-0	36:52	3.7	2-11	.182	0-5	.000	2-5	.400	4	6	10	1.0	6	0	7	4	0	4	6	0.6
13	AKINGBOLA, Babatunde	11-0	22:44	2.1	1-4	.250	0-1	.000	0-0	.000	1	3	4	0.4	7	0	2	3	4	0	2	0.2
12	BERMAN, Lior	2-0	02:42	1.4	0-1	.000	0-0	.000	0-0	.000	0	0	0	0.0	0	0	0	0	0	0	0	0.0
20	PARKER, Myles	3-0	02:42	0.9	0-1	.000	0-0	.000	0-0	.000	0	0	0	0.0	0	0	0	1	0	0	0	0.0
54	COLLIER, Thomas	1-0	01:33	1.6	0-0	.000	0-0	.000	0-0	.000	0	0	0	0.0	0	0	0	0	1	0	0	0.0
21	MACOY, Will	2-0	02:42	1.4	0-0	.000	0-0	.000	0-0	.000	0	0	0	0.0	0	0	0	0	0	0	0	0.0
4	FRANKLIN, Javon	5-0	06:13	1.2	0-0	.000	0-0	.000	0-0	.000	0	1	1	0.2	0	0	1	1	0	0	0	0.0
Team											40	41	81						8			
Total		23	4725		611-1397	.437	196-620	.316	412-611	.674	315	639	954	41.5	428	7	305	302	120	140	1830	79.6
Opponents		23	4725		572-1381	.414	152-480	.317	307-439	.699	236	574	810	35.2	490	16	247	315	66	159	1603	69.7

Team Statistics

	AUB	OPP
Scoring	1830	1603
Points per game	79.6	69.7
Scoring margin	+9.9	-
Field goals-att	611-1397	572-1381
Field goal pct	.437	.414
3 point fg-att	196-620	152-480
3-point FG pct	.316	.317
3-pt FG made per game	8.5	6.6
Free throws-att	412-611	307-439
Free throw pct	.674	.699
F-Throws made per game	17.9	13.3
Rebounds	954	810
Rebounds per game	41.5	35.2
Rebounding margin	+6.3	-
Assists	305	247
Assists per game	13.3	10.7
Turnovers	302	315
Turnovers per game	13.1	13.7
Turnover margin	+0.6	-
Assist/turnover ratio	1.0	0.8
Steals	140	159
Steals per game	6.1	6.9
Blocks	120	66
Blocks per game	5.2	2.9
Winning streak	6	-
Home win streak	13	-
Attendance	114237	69066
Home games-Avg/Game	13-8787	6-11511
Neutral site-Avg/Game	-	4-7599

Team Results

Date	Opponent	Score	Att.
11/05/2019	Ga. Southern	W 83-74	8702
11/08/2019	vs Davidson	W 76-66	4549
11/12/2019	at South Alabama	W 70-69	10068
11/15/2019	CSUN	W 116-70	8389
11/18/2019	Colgate	W 91-62	7522
11/25/2019	vs New Mexico	W 84-59	6812
11/26/2019	vs Richmond	W 79-65	6420
12/05/2019	Furman	Wot 81-78	8226
12/14/2019	vs Saint Louis	W 67-61	12614
12/19/2019	NC State	W 79-73	9121
12/21/2019	Lehigh	W 74-51	9121
12/29/2019	Lipscomb	W 86-59	9121
01/04/2020	at Mississippi St.	W 80-68	8447
01/08/2020	Vanderbilt	W 83-79	9121
01/11/2020	Georgia	W 82-60	9121
01/15/2020	at Alabama	L 64-83	14474
01/18/2020	at Florida	L 47-69	10756
01/22/2020	South Carolina	W 80-67	8430
01/25/2020	Iowa St.	W 80-76	9121
01/28/2020	at Ole Miss	Wot2 83-82	8125
02/01/2020	Kentucky	W 75-66	9121
02/04/2020	at Arkansas	Wot 79-76	17196
02/08/2020	LSU	Wot 91-90	9121

SEASON STATS


**2019-20 Auburn Men's Basketball
Combined Team Statistics
In Conference games**

 Page 1/1
as of Feb 08, 2020

Game Records

Record	Overall	Home	Away	Neutral
ALL GAMES	8-2	5-0	3-2	0-0
CONFERENCE	8-2	5-0	3-2	0-0
NON-CONFERENCE	0-0	0-0	0-0	0-0

Score by Periods

Team	1st	2nd	OT	TOT
Auburn	313	407	44	764
Opponents	327	374	39	740

Team Box Score

No.	Player				Total		3-Point		F-Throw		Rebounds											
		GP-GS	MIN	AVG	FG-FGA	FG%	3FG-FGA	3FG%	FT-FTA	FT%	OFF	DEF	TOT	AVG	PF	DQ	A	TO	BLK	STL	PTS	AVG
10	DOUGHTY, Samir	10-10	343:48	34.4	45-123	.366	16-57	.281	46-60	.767	8	33	41	4.1	30	1	19	22	1	7	152	15.2
5	MCCORMICK, J'Von	10-10	327:14	32.7	39-102	.382	11-39	.282	37-55	.673	11	32	43	4.3	29	1	37	28	1	8	126	12.6
23	OKORO, Isaac	10-10	351:41	35.2	39-93	.419	10-30	.333	35-49	.714	19	30	49	4.9	24	0	25	14	10	13	123	12.3
3	PURIFOY, Danjel	9-8	260:16	28.9	28-75	.373	13-48	.271	17-19	.895	14	32	46	5.1	14	0	14	9	1	6	86	9.6
50	WILEY, Austin	10-10	207:44	20.8	23-49	.469	0-0	.000	40-57	.702	35	50	85	8.5	29	0	6	18	15	2	86	8.6
24	MCLEMORE, Anfernee	10-2	220:22	22.0	29-62	.468	8-31	.258	14-20	.700	14	35	49	4.9	31	2	0	7	6	6	80	8.0
35	CAMBRIDGE, Devan	10-0	112:45	11.3	19-38	.500	13-27	.481	0-4	.000	7	16	23	2.3	9	0	2	6	1	2	51	5.1
1	JOHNSON, Jamal	10-0	124:24	12.4	7-23	.304	7-19	.368	7-10	.700	7	4	11	1.1	14	0	3	5	2	4	28	2.8
22	FLANIGAN, Allen	10-0	136:02	13.6	11-33	.333	3-18	.167	3-9	.333	4	22	26	2.6	19	0	2	9	2	3	28	2.8
2	WILLIAMS, Jaylin	2-0	04:44	2.4	2-2	1.000	0-0	.000	0-0	.000	0	0	0	0.0	2	0	0	0	0	0	4	2.0
4	FRANKLIN, Javon	1-0	01:07	1.1	0-0	.000	0-0	.000	0-0	.000	0	1	1	1.0	0	0	1	0	0	0	0	0.0
13	AKINGBOLA, Babatunde	3-0	04:44	1.6	0-1	.000	0-1	.000	0-0	.000	0	0	0	0.0	2	0	0	2	0	0	0	0.0
0	JONES, Tyrell	2-0	05:02	2.5	0-3	.000	0-2	.000	0-2	.000	0	0	0	0.0	3	0	2	1	0	0	0	0.0
Team											22	14	36					6				
Total		10	2100		242-604	.401	81-272	.298	199-285	.698	141	269	410	41.0	206	4	111	127	39	51	764	76.4
Opponents		10	2100		250-573	.436	72-201	.358	168-238	.706	85	264	349	34.9	221	8	112	124	42	64	740	74.0

Team Statistics

	AUB	OPP
Scoring	764	740
Points per game	76.4	74.0
Scoring margin	+2.4	-
Field goals-att	242-604	250-573
Field goal pct	.401	.436
3 point fg-att	81-272	72-201
3-point FG pct	.298	.358
3-pt FG made per game	8.1	7.2
Free throws-att	199-285	168-238
Free throw pct	.698	.706
F-Throws made per game	19.9	16.8
Rebounds	410	349
Rebounds per game	41.0	34.9
Rebounding margin	+6.1	-
Assists	111	112
Assists per game	11.1	11.2
Turnovers	127	124
Turnovers per game	12.7	12.4
Turnover margin	-0.3	-
Assist/turnover ratio	0.9	0.9
Steals	51	64
Steals per game	5.1	6.4
Blocks	39	42
Blocks per game	3.9	4.2
Winning streak	5	-
Home win streak	5	-
Attendance	44914	58998
Home games-Avg/Game	5-8983	5-11800
Neutral site-Avg/Game	-	0-0

Team Results

Date	Opponent		Score	Att.
01/04/2020	at Mississippi St.	W	80-68	8447
01/08/2020	Vanderbilt	W	83-79	9121
01/11/2020	Georgia	W	82-60	9121
01/15/2020	at Alabama	L	64-83	14474
01/18/2020	at Florida	L	47-69	10756
01/22/2020	South Carolina	W	80-67	8430
01/28/2020	at Ole Miss	Wot2	83-82	8125
02/01/2020	Kentucky	W	75-66	9121
02/04/2020	at Arkansas	Wot	79-76	17196
02/08/2020	LSU	Wot	91-90	9121