



CRIMSON TIDE

BASKETBALL

20 NCAA Appearances » 13 Combined SEC Titles » 2nd in SEC History in Total League Wins » 2nd in SEC History in Winning Percentage

GAME 24 ALABAMA VS 11/11 AUBURN

FEBRUARY 12, 2020 / 6 P.M. CT / AUBURN, ALA.

AUBURN ARENA (9,121)

TV: ESPN2

(Play-By-Play: Tom Hart, Analyst: Andy Kennedy)

RADIO: CRIMSON TIDE SPORTS NETWORK

(Play-By-Play: Chris Stewart, Analyst: Bryan Passink) | Sirius/XM Channel 81/382

CRIMSON TIDE

2019-20 Record	13-10
2019-20 SEC Record	5-5
NET Ranking/SOS	42/21
Leading Scorer	Kira Lewis Jr. (17.4)
Leading Rebounder	John Petty Jr. (7.3)
Leader in Assists	Kira Lewis Jr. (4.7)
Head Coach	Nate Oats
Record at Alabama (Years)	13-10 (1st)
Career Record (Years)	109-53 (5th)

TIGERS

2019-20 Record	21-2
2019-20 SEC Record	8-2
NET Ranking/SOS	14/28
Leading Scorer	Samir Doughty (16.0)
Leading Rebounder	Austin Wiley (9.0)
Leader in Assists	J'Von McCormick (4.7)
Head Coach	Bruce Pearl
Record at Auburn (Years)	121-74 (6th)
Career Record (Years)	583-219 (25th)

NUGGETS YOU NEED TO KNOW

- Alabama will play its second consecutive road game when it travels to face No. 11/11 Auburn on Wednesday night in Auburn Arena. This will mark the second meeting between the two in-state rivals. Back on Jan. 15, the Crimson Tide upended previously unbeaten and then-No. 4 ranked Tigers, 83-64, in Coleman Coliseum.
- The Crimson Tide is coming off a 105-102 overtime win at Georgia last Saturday night. It marked the most points that Alabama has scored in a true road game, bettering the previous mark of 102 points scored on two different occasions. Additionally, the 207 combined points ranked third-most in a single game in the UA record books and the most points scored between two teams involving the Tide since 1971.
- The Tide enters Wednesday night's contest leading the SEC and ranking No. 3 in the nation (as of 2/11) in scoring offense at 82.6 points per game. Additionally, UA is No. 7 in three-point field goals made per game at 10.2, to lead the league in both categories. UA also leads the SEC in threes made (234), threes attempted (674) and three-point field goal percentage (.348). In all, the Tide leads the SEC in six statistical categories. A full rundown of where Alabama ranks in the SEC and NCAA stats can be found on page 7.
- Alabama has made 234 three-pointers this season and is 26 made threes away from breaking the program's single-season school record in the category. The current record of 259 made threes was set during the 2015-16 campaign which was accomplished across 33 games.
- Dating back to the 2015-16 season, Alabama owns a record of 15-15 (.500) against teams ranked in the AP Top 25 and is 1-3 this season (UA defeated then-No. 4 Auburn on Jan. 15). The last time the Tide won on the road against a ranked opponent came on Feb. 3, 2018 at then-No. 23 Florida (won, 68-50).
- It was announced prior to the Arkansas game (Feb. 1) that junior Herbert Jones fractured his left wrist and is out indefinitely. When factoring in graduate senior Beetle Bolden's four games missed and ACL injuries prior to the season to forwards James Rojas and Juwan Gary, both of which were expected to play significant minutes this season, injuries have cost UA players a total of 54 games this season.
- According to Ken Pomeroy's "Luck" statistic, the Crimson Tide ranks 326th out of 353 D-I teams. The category takes into account "the deviation between a team's actual winning percentage and what one would expect from its game-by-game efficiencies. Essentially, a team involved in a lot of close games should not win (or lose) all of them. Those that do will be viewed as lucky (or unlucky)."

2019-20 SCHEDULE

Opponent TV Time (CT)/Result

OCTOBER

27 GEORGIA TECH (EXH.) W, 93-65

NOVEMBER

5 PENN	SEC Network+	L, 80-81
11 FLORIDA ATLANTIC	SEC Network+	W, 78-59
15 at Rhode Island	NBCSN	L, 79-93
19 FURMAN ¹	SEC Network+	W, 81-73
27 vs. ^{6/6} North Carolina ²	ESPN	L, 67-76
28 vs. Iowa State ²	ESPN2	L, 89-104
29 vs. Southern Miss ²	ESPNU	W, 83-68

DECEMBER

6 STEPHEN F. AUSTIN	SEC Network+	W, 78-68
14 at ^{21/21} Penn State	Big Ten Network	L, 71-73
18 at Samford ³	ESPN+	W, 105-87
21 vs. Belmont ⁴	SEC Network	W, 92-72
29 RICHMOND	SEC Network	W, 90-78

JANUARY

4 at Florida*	ESPN2	L, 98-104 (2ot)
8 MISSISSIPPI STATE*	SEC Network	W, 90-69
11 at ^{14/14} Kentucky*	ESPN	L, 67-76
15 ^{4/4} AUBURN*	ESPN2	W, 83-64
18 MISSOURI*	SEC Network	W, 88-74
22 at Vanderbilt*	SEC Network	W, 77-62
25 KANSAS STATE ⁵	ESPN2	W, 77-74
29 at ^{22/24} LSU*	ESPN2	L, 76-90

FEBRUARY

1 ARKANSAS*	SEC Network	L, 78-82
4 TENNESSEE*	ESPNU	L, 68-69
8 at Georgia*	SEC Network	W, 105-102 (ot)
12 at ^{11/11} Auburn*	ESPN2	6 p.m.
15 LSU*	ESPN2	3 p.m.
19 TEXAS A&M*	SEC Network	6 p.m.
22 at Ole Miss*	SEC Network	7:30 p.m.
25 at Mississippi State*	SEC Network	8 p.m.
29 SOUTH CAROLINA*	SEC Network	7:30 p.m.

MARCH

3 VANDERBILT*	SEC Network	7:30 p.m.
7 at Missouri*	SEC Network	1:30 p.m.
11-15 at SEC Tournament ⁶	TBD	TBD













- Battle 4 Atlantis (Tuscaloosa, Ala.)
- Battle 4 Atlantis (Grand Paradise Island, Bahamas)
- Game will be played at the BJCC (Birmingham, Ala.)
- Rocket City Classic (Huntsville, Ala.)
- Big 12/SEC Challenge
- SEC Tournament (Nashville, Tenn.)

* Southeastern Conference game

BOLD indicates home game

Rankings listed are AP/Coaches

2019-20 OVERALL RECORDS • 13-10 / SEC • 5-5 / HOME • 8-3 / AWAY • 3-5 / NEUTRAL • 2-2
PREVIOUS GAME STARTERS HIGHLIGHTED IN SHADED BOX

0		JAVIAN DAVIS F • 6-9 • 242 • R-Fr. • Canton, Miss.	PPG 6.5	RPG 4.0	APG 0.5	BPG 0.6	FG% .627	FT% .616	MPG 16.4	<p>LAST GAME: 13 pts, 8 rebs at Georgia NOTES: Leads UA in FG%, ranks 4th on team in blocks and 5th in steals ... avg. 10.7 pts & 4.3 rbs while shooting 80% (12-of-15) in last 3 gms ... made first collegiate start & had 19 pts & 9 rebs vs. FAU ... 11 pts and season-high 3 blks vs. Arkansas ... has seven games in double-digits ... dropped nearly 40 pounds of weight during his redshirt season.</p>	SEASON HIGHS Pts: 19 vs. Florida Atlantic (11/11/19) Rebs: 9 vs. Florida Atlantic (11/11/19) Asts: 2 2x, last vs. Iowa State (11/28/19) Blks: 3 vs. Arkansas (2/1/20)
1		HERBERT JONES F/G • 6-7 • 205 • Jr. • Greensboro, Ala.	PPG 9.9	RPG 6.3	APG 2.7	SPG 1.1	BPG 0.6	FT% .625	MPG 27.4	<p>LAST GAME: DNP at Georgia NOTES: Out indefinitely with fractured wrist ... two-year captain ... 5 double-digit gms over last 6 prior to injury ... team-high 3 double-doubles (Richmond, Auburn & Mizzou) ... season-high 18 pts at UK ... 17 pts at Rhode Island ... set UA record for charges taken in a season with 23 (2018) & has 54 for his career ... Academic All-District (4th in UA history).</p>	SEASON HIGHS Pts: 18 at Kentucky (1/11/20) Rebs: 12 2x, last vs. Missouri (1/18/20) Asts: 7 at Samford (12/18/19) Stls: 3 at Penn State (12/14/19)
2		KIRA LEWIS JR. G • 6-3 • 165 • So. • Meridianville, Ala.	PPG 17.4	RPG 5.2	APG 4.7	SPG 1.8	3FG% .324	FT% .806	MPG 37.4	<p>LAST GAME: 37 pts, 5 rebs, 7 asts, 2 stls at Georgia NOTES: Leads team in scoring, assists, steals & minutes per game, 3rd in rebounding ... tops SEC in mpg, 3rd in ppg & apg, 4th in spg ... career high 37 pts at Georgia, 30 pts & 8 rebs vs. Penn ... team-best 7 games of 20 or more points & 21 in double figures ... SEC POW (1/27) ... preseason All-SEC First Team ... helped Team USA to gold medal at the 2019 FIBA U-19 World Cup.</p>	SEASON HIGHS Pts: 37 at Georgia (2/8/20) Rebs: 8 3x, last at Kentucky (1/11/20) Asts: 8 3x, last at LSU (1/29/20) Stls: 4 2x, last at Florida (1/4/20)
3		ALEX REESE F • 6-9 • 245 • Jr. • Pelham, Ala.	PPG 9.7	RPG 4.7	APG 1.0	BPG 1.1	3FG% .331	FT% .700	MPG 22.7	<p>LAST GAME: 7 pts, 5 rebs at Georgia NOTES: Leads team in blocks, 4th in 3-pt FG% & rpg, 5th in ppg ... has started 15 gms this season ... averaging 11.4 ppg and 4.2 rpg over his last five games ... scored a season-high 17 pts vs Mizzou ... matched that with 17 at LSU ... had 16 pts at Samford ... 12 games in double figures which is fourth-best on team.</p>	SEASON HIGHS Pts: 17 2x, last at LSU (1/29/20) Rebs: 9 vs. North Carolina (11/27/19) Asts: 4 at Rhode Island (11/15/19) Blks: 3 2x, last vs. K-State (1/26/20)
5		JADEN SHACKELFORD G • 6-3 • 195 • Fr. • Hesperia, Calif.	PPG 13.2	RPG 4.3	APG 1.4	SPG 0.6	3FG% .344	FT% .833	MPG 28.1	<p>LAST GAME: 10 pts, 4 rebs at Georgia NOTES: Seven straight double-digit gms and avg. 16.3 ppg, 5.0 rpg & 39.0% from deep over the stretch ... ranks 3rd on team in ppg & mpg, 2nd in 3s made (53) & leads UA in 3s att. (154) ... 65 percent of his total FG att. are from deep (154 of 235) ... career high 28 twice: vs. Richmond & Arkansas ... scored 25 pts vs. Furman ... 15 double-digit gms and 4 20-plus point gms.</p>	SEASON HIGHS Pts: 28 2x, last vs. Arkansas (2/1/20) Rebs: 8 vs. Richmond (12/29/19) Asts: 4 vs. Southern Miss (11/29/19) Stls: 3 vs. Furman (11/19/19)
11		BEETLE BOLDEN G • 6-0 • 160 • Gr. • Covington, Ky.	PPG 8.4	RPG 2.0	APG 1.3	SPG 0.5	3FG% .363	FT% .829	MPG 21.2	<p>LAST GAME: 11 pts, 6 rebs, 4 asts at Georgia NOTES: Team's lone senior – a grad transfer from West Virginia ... has missed four games this season due to a variety of ailments ... 2nd on team in 3FG% (.355) ... season-high 23 pts & hit 4 treys vs. Southern Miss ... 15 pts at Penn State ... has reached double figures in 7 games this season ... 82 career games at WVU.</p>	SEASON HIGHS Pts: 23 vs. Southern Miss (11/29/19) Rebs: 6 at Georgia (2/8/20) Asts: 4 at Georgia (2/8/20) Stls: 2 2x, last vs. K-State (1/26/20)
12		JAYLEN FORBES G • 6-4 • 186 • Fr. • Florence, Miss.	PPG 2.6	RPG 2.5	APG 0.3	SPG 0.1	3FG% .225	FT% .667	MPG 10.5	<p>LAST GAME: 2 stls, 1 ast at Georgia NOTES: Has seen action in 22 of 23 games ... 40 of his 55 shots (73%) have come from three ... avg. 4.0 ppg & 4.0 rpg over last 4 gms ... season-high 7 pts at LSU ... scored 5 points 3 times (vs. Iowa State, at Penn State & Miss. State) ... season-best 9 rebs vs. Arkansas ... four-star prospect & ranked the No. 84 player overall by ESPN.com.</p>	SEASON HIGHS Pts: 7 at LSU (1/29/20) Rebs: 9 vs. Arkansas (2/1/20) Asts: 1 5x, last vs. Belmont (12/21/19) Stls:
15		TYLER BARNES F • 6-8 • 201 • Jr. • Louisville, Ky.	PPG 0.0	RPG 0.8	APG 0.0	BPG 0.0	FG% .000	FT% .000	MPG 1.1	<p>LAST GAME: DNP at Georgia NOTES: A two-time SEC Academic Honor Roll honoree ... walk-on who has seen action in 12 career contests during his three seasons at Alabama ... earned a spot on the roster following walk-on tryouts prior to the 2018-19 season ... averaged 10.2 points and 8.7 rebounds per game during his senior season at St. Xavier HS.</p>	SEASON HIGHS Pts: Rebs: 4 vs. Florida Atlantic (11/11/19) Asts: Blks:
21		BRITTON JOHNSON G • 6-4 • 183 • So. • Mountain Brook, Ala.	PPG 0.6	RPG 0.0	APG 0.0	SPG 0.0	3FG% .333	FT% .000	MPG 1.1	<p>LAST GAME: DNP at Georgia NOTES: Earned a spot on the SEC First Year Academic Honor Roll ... played in five contests in his first year as a walk-on ... was a two-year letterwinner at Mountain Brook HS ... helped lead team to back-to-back Alabama 7A state championships (2017 and 2018), averaging 9.0 points and 2.2 rebounds per game over that stretch.</p>	SEASON HIGHS Pts: 3 vs. Iowa State (11/29/19) Rebs: Asts: Stls:
23		JOHN PETTY JR. G • 6-5 • 184 • Jr. • Huntsville, Ala.	PPG 15.3	RPG 7.3	APG 2.4	SPG 1.3	3FG% .444	FT% .692	MPG 34.4	<p>LAST GAME: 21 pts, 7 rebs, 4 asts, 2 blks at Georgia NOTES: Tops UA in rpg & 3-pt FG%, 2nd in ppg, mpg & spg ... tops SEC in 3FG%, No. 2 in 3s made/game (3.0); ranking 9th & 28th in nation, respectively ... 16 double figure gms, 6 gms of 21 or more & 2 30-pt gms ... career-high 39 pts & school record 10 3s vs. Samford ... SEC POW (12/23) ... ranks No. 5 in UA history in both career 3s made (218) & 3s att. (562).</p>	SEASON HIGHS Pts: 39 at Samford (12/18/19) Rebs: 12 vs. Iowa State (11/29/19) Asts: 7 vs. Tennessee (2/4/20) Stls: 3 4x, last vs. Arkansas (2/1/20)
30		GALVIN SMITH F • 6-9 • 240 • Jr. • Clinton, Miss.	PPG 2.8	RPG 2.4	APG 0.2	BPG 0.9	FG% .551	FT% .417	MPG 13.1	<p>LAST GAME: 6 pts at Georgia NOTES: Matched his career high scoring output with 11 pts vs. Mississippi State ... started at Florida and finished with 7 pts ... has played in all 22 games with 6 starts ... had 4 pts and 5 rebs vs. Iowa State ... a two-time SEC Academic Honor Roll honoree ... named to SEC Community Service Team last season.</p>	SEASON HIGHS Pts: 11 vs. Mississippi State (1/8/20) Rebs: 5 2x, last vs. Richmond (12/29/19) Asts: 2 2x, last vs. Miss. State (1/8/20) Blks: 3 3x, last vs. SFA (12/6/19)
35		RAYMOND HAWKINS F/C • 6-9 • 240 • Fr. • Oakland, Calif.	PPG 0.0	RPG 0.0	APG 0.0	BPG 0.0	FG% .000	FT% .000	MPG 0.9	<p>LAST GAME: DNP at Georgia NOTES: First signee of the Nate Oats era at Alabama ... a four-star recruit according to ESPN.com ... played at Bishop O'Dowd from 2016-18 before transferring to Findlay Prep in Henderson, Nev., for his final year ... averaged 14.9 points, 5.9 rebounds and 1.1 assists per game while shooting 60 percent from the field as a senior.</p>	SEASON HIGHS Pts: Rebs: Asts: Blks:

LAST TIME OUT: ALABAMA 105, GEORGIA 102 - OT (ATHENS, GA./STEGEMAN COLISEUM - FEB. 4, 2020)

Alabama - 105													Record: 13-10 (5-5)						
0	Javian Davis	F	23:05	5-8	0-1	3-5	3	5	8	5	4	13	0	2	1	0	1	4	Shooting By Period 1st FG% 20-37 54.1% 3PT% 2-11 18.2% FT% 3-6 50% 2nd FG% 16-30 53.3% 3PT% 6-13 46.2% FT% 9-12 75% OT FG% 2-5 40.0% 3PT% 0-1 0.0% FT% 9-12 75% GM FG% 38-72 52.8% 3PT% 8-25 32.0% FT% 21-30 70.0%
3	Alex Reese	F	27:04	3-9	1-6	0-0	0	5	5	2	0	7	0	3	0	0	0	-9	
2	Kira Lewis Jr.	G	42:17	12-21	3-6	10-15	0	5	5	4	10	37	7	3	2	1	0	3	
5	Jaden Shackelford	G	40:00	2-5	2-4	4-4	1	3	4	1	3	10	1	2	1	0	1	14	
23	John Petty Jr.	G	39:17	8-15	1-5	4-6	3	4	7	2	4	21	4	1	0	2	0	-9	
11	James Bolden		35:39	5-11	1-3	0-0	2	4	6	3	2	11	4	1	0	0	1	4	
30	Galin Smith		08:00	3-3	0-0	0-0	0	0	0	2	0	6	0	0	0	0	0	-5	
12	Jaylen Forbes		09:38	0-0	0-0	0-0	0	0	0	0	1	0	1	1	2	0	0	13	
Team							1	1	2			0	1						
Totals			38:72	8-25	21-30	10	27	37	19	24	105	17	14	6	3	3	3	3	

Georgia - 102													Record: 12-11 (2-8)						
20	Rayshaun Hammonds	F	25:26	8-16	1-3	3-3	1	3	4	4	2	20	1	0	1	1	0	8	Shooting By Period 1st FG% 16-31 51.6% 3PT% 4-12 33.3% FT% 5-9 55.6% 2nd FG% 21-40 52.5% 3PT% 3-10 30.0% FT% 6-6 100% OT FG% 2-8 25.0% 3PT% 0-4 0.0% FT% 6-6 100% GM FG% 39-79 49.4% 3PT% 7-26 26.9% FT% 17-21 81.0%
2	Jordan Harris	G	22:33	1-2	0-0	4-4	1	6	7	4	2	6	2	4	1	0	0	13	
5	Anthony Edwards		36:12	5-17	0-6	4-4	4	8	12	4	3	14	4	2	3	0	1	0	
10	Toumani Camara		22:22	6-9	0-3	0-0	3	2	5	1	1	12	0	1	0	0	0	4	
15	Sahvir Wheeler		41:49	9-16	3-5	3-3	0	1	1	4	4	24	8	6	1	0	1	-3	
4	Tyree Crump		22:38	2-6	2-6	2-4	0	1	1	3	2	8	0	1	0	0	0	-16	
14	Tye Fagan		21:13	4-7	0-1	0-2	3	0	3	0	2	8	2	0	1	2	0	-4	
00	Donnell Gresham Jr.		14:40	2-2	1-1	1-1	1	3	4	1	2	6	1	0	0	0	0	-8	
3	Christian Brown		02:50	0-0	0-0	0-0	0	0	0	0	0	0	0	0	0	0	0	-1	
30	Mike Peake		15:17	2-4	0-1	0-0	0	4	4	3	1	4	0	0	0	0	1	-8	
Team							1	0	1			0	0						
Totals			39:79	7-26	17-21	14	28	42	24	19	102	18	14	7	3	3	3	-3	

ALABAMA		UGA		Points from Turnovers		ALABAMA		UGA		Period by Period Scoring				
Biggest lead	8 (1st 5:29)	12 (2nd 14:44)	Paint	56	58	Second Chance	11	24	Fast Breaks	16	18	Bench	17	26
Best Scoring Run	9 (1st 16:14)	9 (2nd 14:44)	ALABAMA	45	47	13	105	UGA	41	51	10	102		
Lead Changes	7													
Times Tied	7													
Time with Lead	27:32	12:40												

ATHENS, Ga. – The Alabama men’s basketball team defeated the Georgia Bulldogs, 105-102, in overtime Saturday night at Stegeman Coliseum. With the win, the Crimson Tide (13-10, 5-5) notched the most points scored in a true road game in program history, topping the former record of 102 points set on two different occasions.

The 207 combined points scored marked the third-most in the Alabama record books and the most combined points between UA and an opponent since 1971.

Sophomore Kira Lewis Jr. poured in a season-high 37 points on 12-of-21 shooting from the field, 3-of-6 from deep, and 10-of-15 from the charity stripe. It was his second 30-point game of the season (had 30 points in the season-opener against Penn) and his team-leading seventh game of 20 or more points. He scored 25 of his game total in the second half and overtime. Junior John Petty finished with 21 points, seven rebounds, four assists and two blocks.

Three other Crimson Tide players reached double figures as redshirt freshman Javian Davis finished with 13 points and eight boards, graduate senior Beetle Bolden added 11 points, six rebounds and four assists and freshman Jaden Shackelford collected 10 points, marking his seventh consecutive double-digit scoring game.

Georgia was led by Sahvir Wheeler’s 24 points and game-high eight assists, while Rayshaun Hammonds added 20. Freshman sensation Anthony Edwards was held in check for the most part as the league’s second-leading scorer finished with 14 points and a game-high 12 boards.

Coach Nate Oats Postgame Comments

“This was a tough road win that we needed badly after giving away the two straight games at home. I thought our guys showed a lot of character. To come in here and fight like we did on the road was great for our guys. We gave up a big run to start the second half, but the guys got it back together. I thought the chatter in the timeouts was good from our guys. We have some good leadership from our leaders. It was great to get a road win. I know Petty and Kira would love to go 100 percent from the line, but they made enough free throws for us to get the win. I am really proud of those two. I thought Petty’s defense on Edwards was great and Kira was a floor general tonight – probably the best he has played all year to be honest with you. We showed a lot of fight. Georgia is a good team and showed a lot of fight, too. I know Edwards was a little under the weather and he played big minutes for them which turned it into a really good game for both teams. We are fortunate to walk out tonight with win.”

Team Stats

- In addition to his career high scoring night, Lewis also made a career-best 12 field goals
- It marked the first time the Tide has scored 80 or more points in a game since doing so against Missouri on Jan. 18
- Alabama has now scored 80 or better in 12 of its 23 games played on the year, just six shy of the school record of 17 set on three separate seasons (1976-77, 1978-79, 1986-87)
- It also marked the sixth game scoring 90 or better and the second 100-point game of the year (105 vs. Samford on Dec. 18)
- Alabama entered the contest ranked eighth in the nation in scoring offense
- Both teams had 14 turnovers, but it was UA that took advantage of its opponent’s mistakes, outscoring Georgia 17-10 in points off turnovers
- The game featured seven ties and seven lead changes

First Half

- Alabama got off to an early 9-6 at the 15:34 mark and the first media stoppage of the game
- With the Tide leading 21-20, a 6-0 spurt gave Alabama a 27-20 lead at the 7:52 mark
- The game remained tightly contested until the final media timeout, with Alabama was in front 37-32
- The Crimson Tide and Bulldogs exchanged buckets for the remainder of the half and ended with Alabama owning a 45-41 lead at the break
- Lewis led the Tide with 12 points to go along with three rebounds and three assists, while Petty also dished out three dimes and grabbed three boards while adding 11 points.

Second Half

- The Bulldogs opened the second half on an 8-1 scoring run to grab a 49-46 lead at the 18:45 mark
- Georgia would extend its run to 24-8 over the opening 5:16 to take a 65-53 lead at the 14:44 mark
- The Crimson Tide would respond with a 15-2 surge over the next 4:04 to regain the lead, 68-67, with 10:40 remaining
- The game continued at a fast pace, as Alabama held a 78-77 lead with 8:00 left on the clock
- After Alabama led 83-77, the Bulldogs used a 6-0 run to tie the game at the final media timeout
- With Alabama clinging tightly to a 91-90 lead with just 31.3 seconds to go Lewis made 1-of-2 free throws to take a 92-90 lead
- Georgia was able to tie the game and send it to extra time

Overtime

- After a back-and-forth start to the extra period, two free throws from Shackelford gave Alabama a 101-98 advantage with just over a minute to play
- A free throw from Lewis made it 102-98 with 14.7 seconds remaining
- A pair of free throws from Georgia made it 102-100 with 9.5 seconds to go
- With 4.3 seconds on the clock, Petty made a free throw to make it 105-102 in favor of the Tide
- UA made just two field goals in the extra session but went 9-of-12 from the charity stripe to secure the victory

2019-20 TOP PERFORMANCES

CATEGORY	ALABAMA	OPPONENTS
Points	39, John Petty Jr. at Samford, 12/19/19	33, Jordan Lyons, Furman, 11/19/19
Field Goals Made	12, 2x, last by Kira Lewis Jr. at Georgia, 2/8/20	11, Jimmy Whitt Jr., Arkansas, 2/1/20
Field Goal Attempts	23, 2x, last by Kira Lewis Jr. at Florida, 1/4/20	21, 2x, last by Adam Kunkel, Belmont, 12/21/19
3-Pointers Made	10, John Petty Jr. at Samford, 12/19/19	6, Jordan Lyons, Furman, 11/19/19
3-Pointers Attempted	14 by Jaden Shackelford at LSU, 1/29/20	16, Jordan Lyons, Furman, 11/19/19
Rebounds	12, 3x, last by Herbert Jones vs. Missouri, 1/18/20	16, Kerry Blackshear, Florida, 1/4/20
Assists	8, 3x, last by Kira Lewis Jr. at LSU, 1/29/20	15, Josh Sharkey, Samford, 12/18/19
Steals	4, 3x, last by Kira Lewis Jr. at Florida, 1/4/20	6, Jordan Bowden, Tennessee, 2/4/20
Blocks	4, John Petty Jr. at Kentucky, 1/11/20	5, 2x, last by Nick Richards, Kentucky, 1/11/20

ALABAMA	TALE OF THE TAPE	AUBURN
2019-20	Season	2019-20
13-10	Overall	21-2
5-5	Conference	8-2
6-4	Last 10	8-2
2-3	Last 5	5-0
82.6	PPG	79.6
78.2	OPP PPG	69.7
+4.4	Margin	+9.9
.445	FG%	.437
.411	FG% DEF	.414
.348	3PT%	.316
.294	3PT% DEF	.317
.709	FT%	.674
40.4	RPG	41.5
39.6	OPP RPG	35.2
+0.8	Margin	+6.3
14.0	APG	13.3
15.7	TOs PG	13.1
4.7	BPG	5.2
6.4	SPG	6.1

SERIES HISTORY

Overall Series Record.....	Alabama leads, 96-65
Last Five Contests.....	Auburn leads, 3-2
Last 10 Contests.....	Auburn leads, 6-4
At Auburn.....	Auburn leads, 31-27 (Alabama streak: Lost 4)
At Alabama.....	Alabama leads, 50-10 (Alabama streak: Won 1)
At Coleman Coliseum.....	Alabama leads, 43-9
Neutral Site.....	Auburn leads, 23-20
Series Streak.....	Alabama won 1
Last Meeting.....	Jan. 15, 2020 (Tuscaloosa, Ala.) Alabama 83, No. 4/4 Auburn 64

ABOUT AUBURN

- Auburn owns the best record in the SEC and fourth-best record in the NCAA at 21-2 overall and is one of three teams in the league who are tied atop the standings at 8-2. Most recently, the Tigers improved to 4-0 this season in overtime games and 8-0 in games decided by six points or fewer when they captured a narrow 91-90 victory over LSU last Saturday. The win pushed AU's home record to 13-0 this season.
- Three players average in double figures to lead Auburn's offensive attack. Senior guard Samir Doughty tops the Tigers with 16.0 points per game, while also leading the team in steals (1.1 spg), minutes (32.9 mpg), threes made (42) and attempted (133) and free throws made (103) and attempted (134).
- Freshman Isaac Okoro ranks second in scoring (12.9 ppg), steals (1.0 spg) and field goal percentage (50.7 percent) and is third in rebounding (4.6 rpg). Senior J'Von McCormick, who is coming off a big game against LSU of 23 points, nine rebounds and nine assists, is the team leader in assists (4.7 apg), while averaging 11.5 ppg. Junior Austin Wiley also contributes offensively as he averages a near double-double with 9.7 points and a team-leading 9.0 rebounds a game, while also topping Auburn in field goal percentage (54.1 percent) and blocks a contest (1.5 bpg).
- As a team, Auburn is outscoring the competition by +9.9 points per game (79.6-69.7) and owns a +6.3 advantage on the glass (41.5-35.2). The Tigers are shooting 43.7 percent from the floor, 31.6 percent from beyond the arc and 67.4 percent from the charity stripe. Coming into the Alabama game, Auburn tops the SEC in scoring margin, rebounds per game (41.5), offensive rebounds per game (13.7) and free throw attempts (611). Nationally, AU ranks among the top 25 teams in free throw attempts (3rd), won-loss percentage (4th), rebounds per game (5th), offensive rebounds per game (7th), scoring margin (9th), scoring offense (19th) and blocks per game (20th).
- Bruce Pearl is in his sixth season at Auburn and owns a record of 121-74 (.621). Now in his 25th season as a collegiate coach, Pearl owns an overall mark of 582-219 (.726).

ASSOCIATED PRESS POLL

WEEK 15 (FEB. 10)				
Rank	Team (FPV)	Record	Points	Prev. Rank
1	Baylor (48)	21-1	1,583	1
2	Gonzaga (15)	25-1	1,546	2
3	Kansas (1)	20-3	1,450	3
4	San Diego State	24-0	1,422	4
5	Louisville	21-3	1,331	5
6	Dayton	21-2	1,255	6
7	Duke	20-3	1,211	7
8	Florida State	20-3	1,170	8
9	Maryland	19-4	1,057	9
10	Seton Hall	18-5	1,013	12
11	Auburn	21-2	998	11
12	Kentucky	18-5	853	15
13	Penn State	18-5	787	22
14	West Virginia	18-5	721	13
15	Villanova	17-6	581	10
16	Colorado	19-5	567	24
17	Oregon	18-6	497	14
18	Marquette	17-6	425	NR
19	Butler	18-6	414	19
20	Houston	19-5	402	25
21	Iowa	17-7	374	17
22	Illinois	16-7	235	20
23	Creighton	18-6	213	21
24	Texas Tech	15-8	169	NR
25	LSU	17-6	160	18

Others receiving votes: Michigan State 124, Rhode Island 57, Northern Iowa 44, BYU 43, Arizona 34, Purdue 27, Ohio State 14, Cincinnati 6, Stephen F. Austin 6, Michigan 3, Rutgers 2, Virginia 2, East Tennessee State 2, Wright State 1, Winthrop 1.

USA TODAY/COACHES POLL

WEEK 15 (FEB. 10)				
Rank	Team (FPV)	Record	Points	Prev. Rank
1	Baylor (19)	21-1	786	1
2	Gonzaga (13)	25-1	776	2
3	Kansas	20-3	715	3
4	San Diego State	24-0	712	4
5	Louisville	21-3	667	5
6	Dayton	21-2	640	6
7	Duke	20-3	611	7
8	Florida State	20-3	560	8
9	Maryland	19-4	548	9
10	Seton Hall	18-5	502	13
11	Auburn	21-2	498	10
12	Kentucky	18-5	404	16
13	Penn State	18-5	392	20
14	West Virginia	18-5	380	11
15	Colorado	19-5	277	24
16	Villanova	17-6	265	12
17	Iowa	17-7	218	17
18	Oregon	18-6	210	15
19	Houston	19-5	209	25
20	Butler	18-6	173	19
21	Creighton	18-6	170	22
22	Marquette	17-6	141	NR
23	Illinois	16-7	115	21
24	Texas Tech	15-8	92	NR
25	Michigan State	16-8	88	14

Others receiving votes: LSU 81; Arizona 53; Ohio State 20; Northern Iowa 20; Rhode Island 18; BYU 17; Purdue 14; Rutgers 9; St. Mary's 7; Michigan 6; Cincinnati 2; Yale 1; Tulsa 1; Oklahoma 1; East Tennessee State 1.

SOCIAL MEDIA:



Follow us on Twitter and Instagram @AlabamaMBB



Like us on Facebook at AlabamaMBB

Follow **ALABAMA MEN'S BASKETBALL** on the social media sites listed for up-to-date news, exclusive content and more.

QUICK FACTS

UNIVERSITY

Location	Tuscaloosa, Ala.
Founded	April 12, 1831
Enrollment	38,103
Conference	Southeastern
Colors	Crimson and White
Nickname	Crimson Tide
President	Dr. Stuart Bell
Athletic Director	Greg Byrne

FACULTY ATHLETICS

Faculty Athletics Representative	Dr. James King
Sport Administrators	Jeff Purinton
Arena (Capacity)	Coleman Coliseum (14,474)

COACHING STAFF

Head Coach	Nate Oats
Alma Mater	Maranatha Baptist, 1998
Record at Alabama	13-10, .565 (1st Season)
Career Record	109-53, .673 (Fifth Season)
Assistant Coaches	Charlie Henry Bryan Hodgson Antoine Pettway
Director of Operations	Adam Bauman
Operations Coordinator	Alex Accetta
Strength and Conditioning	Mike Snowden
Athletic Trainer	Clarke Holter
Director of Video Services	Andrew Steele
Director of Player Development	Dr. Arnie Guin
Nutritionist	Amanda Branson
Graduate Managers	Donovan Kates, Patrick Niland, Christian Pino, Derek Rongstad

TEAM INFORMATION

2019-20 Record	13-10
2019-20 SEC Record	5-5
2019-20 H/A/N Record	8-3/3-5/2-2
Starters Returning/Lost	3/2
Letterwinners Returning/Lost	7/7
Newcomers	7*

* includes transfers

PROGRAM HISTORY

All-Time Record	1,688-1,056-1 (.615)
SEC Record	796-621 (.561)
SEC Tournament Record	67-53 (.558)
SEC Championships	7
NCAA Appearances	20
NIT Appearances	16

ATHLETICS COMMUNICATIONS

Basketball Contact	Aaron Jordan
Director of Athletics Communications	
Office	205-348-6084
Mobile	205-913-1979
E-mail	ajordan@ia.ua.edu
Fax	205-348-8841
Website	www.RollTide.com
Mailing Address	1201 Coliseum Drive Room 170 Tuscaloosa, AL 35487

ALABAMA MEN'S BASKETBALL QUICK HITS

TEAM NOTES

• Alabama enters the contest at Auburn having played the toughest schedule in the SEC, according to the latest NET Rankings that were released on Feb. 11. The Crimson Tide boasts the No. 21 overall strength of schedule which tops the conference, while the No. 35 non-conference SOS is second in the SEC only to Florida (No. 32).

• Entering the game at Auburn, Alabama has a record of 2-5 in games decided by six points or less this season which includes two of the last three contests (69-68 vs. Tennessee and 82-78 vs. Arkansas) and four SEC games in all (lost at Florida 104-98 in double overtime, defeated Georgia 105-102). Additionally, UA dropped a one-point decision vs. Penn (81-80) in the season opener and a two-point loss at Penn State (73-71). In three of those five defeats, the Tide played without its best defender Herbert Jones. In all, those five losses have been by a combined 14 points.

• UA is tied for second in the nation in fewest games played against teams ranked above 200 in the NET, which also includes three additional SEC teams (Arkansas, Florida and Mississippi State). West Virginia leads the nation and has played only one game versus a team with a 200-plus NET ranking

• Through its 10 SEC contests, Alabama leads the league in scoring offense (83.0), threes made per game (9.3) and defensive rebounds (29.3). Additionally, the Crimson Tide ranks among the top five teams in league play in assists (3rd - 13.4), rebounding offense (3rd - 40.5), three field goal percentage defense (4th - .276), blocked shots (4th - 4.7), scoring margin (+3.9), field goal percentage (.443), field goal percentage defense (5th - .405), three-point field goal percentage (5th - .322) and offensive rebounding (5th - 11.2).

• The Crimson Tide has had 12 games of 80 or more points and six games of scoring 90 or more this season. The program record of games of scoring 80 or more points is 17 which was set on three occasions (1986-87, 1978-79 and 1976-77). The 1971-72 team had a school record 12 games of 90 or more points with nine such games occurring in 2001-02 and 1974-75.

• Alabama has vaulted to No. 1 in the SEC and No. 3 nationally in scoring offense (82.6). The Tide has scored 1,900 points through its 23 games thus far. With nine more guaranteed games this season, and possibly more, the Crimson Tide is within reach of breaking the program's single-season scoring record of 2,761 points set during the 2000-01 campaign.

• In addition to its national ranking in scoring, the Tide ranks atop the SEC and No. 7 nationally in three-pointers made per game (10.2). Additionally, the Tide leads the SEC in three-pointers made (234) and attempted (672), ranking No. 14 and No. 19 in the nation in each category, respectively. Alabama is on pace to shatter the team's three-point records for a single season of 259 made three-pointers and 763 attempted.

• In 23 contests this season, the Tide has posted more than 30 shots from beyond the arc 12 times while Alabama has attempted more than 65 shots from the field in 11 separate contests and scored 80 or more points a total of 12 times.

• Alabama set a program record when it scored 90 or more points in five consecutive contests, beginning with a 105-point outing against Samford on Dec. 18 and ended on Jan. 8 vs. Mississippi State. The Crimson Tide went 4-1 during the stretch, with the lone loss coming in double overtime at Florida on Jan. 4 (lost, 104-98). For some perspective, the Tide had just one 90-point game a year ago and have had only 10 total 90-point contests – three of which went into overtime – in the last 12 years dating back to the 2008-09 season.

INDIVIDUAL NOTES

• Guard Kira Lewis Jr.'s last five games: 21.4 ppg, 5.0 apg, 3.6 rpg, 2.0 spg, 52.1 FG% (38-of-73), 36.0% 3FG% (9-of-25), 81.5% FT% (22-of-27), 38.0 mpg

• Guard Jaden Shackelford's last seven games: Seven straight games in double figures, 16.3 ppg, 5.0 rpg, 1.7 apg, 3.0 threes made per game, 39.0 3FG% (21-of-54), 43.8 FG% (35-of-80), 33.6 mpg.

• Forward Alex Reese's last 5 games: 11.4 ppg, 4.2 rpg, 1.6 bpg, 2.0 threes made per game, 42.0 FG% (21-of-50).

• Forward Herbert Jones' last six games prior to his injury: 11.7 ppg, 7.8 rpg, 2.7 apg and 1.1 spg, while shooting 45.7 percent (21-of-46) from the floor. Jones, who is considered one of the elite defensive players in the SEC, leads Alabama in Hard Hat points (418), charges (18), deflections (62) and floor dives (23) despite missing three games and counting this season. He has led the Tide in charges taken for each of the previous two seasons, which includes a school record 23 as a freshman. He has now accounted for 58 charges over his 88 career games played at Alabama.

2019-20 ROSTER & PRONUNCIATIONS

No.	Name	Fi-net-ick	Pos.	Ht./Wt.	Yr.	Major	Hometown
0	Javian Davis	JAY-vee-un	F	6-9/242	R-Fr.	Public Health	Canton, Miss.
1	Herbert Jones	G/F	G/F	6-7/205	Jr.	Business Man.	Greensboro, Ala.
2	Kira Lewis Jr.	KIE (like PIE)-ruh	G	6-3/165	So.	Consumer Science	Meridianville, Ala.
3	Alex Reese		F	6-9/245	Jr.	Psychology	Pelham, Ala.
4	Juwan Gary	juh-WAHN	F	6-5/215	Fr.	Comm. Studies	Columbia, S.C.
5	Jaden Shackelford		G	6-3/195	Fr.	Advertising	Hesperia, Calif.
11	James "Beetle" Bolden		G	6-0/160	Gr.	Sports Man. ^{Masters}	Covington, Ky.
12	Jaylen Forbes		G	6-4/186	Fr.	Exercise Science	Florence, Miss.
13	Jahvon Quinerly	juh-VON	G	6-1/175	So.	Advertising	Hackensack, N.J.
15	Tyler Barnes		F	6-8/201	Jr.	Chemical Eng.	Louisville, Ky.
21	Britton Johnson		G	6-4/183	So.	Business Man.	Mountain Brook, Ala.
23	John Petty Jr.		G	6-5/184	Jr.	General Studies	Huntsville, Ala.
25	Adam Cottrell	COTT-rull	G	6-3/190	Fr.	Business	Flowery Branch, Ga.
30	Galin Smith	GAY-lin	F	6-9/240	Jr.	Exercise Science	Clinton, Miss.
33	James Rojas	ROE-hoss	F	6-8/215	Jr.	General Studies	Jamestown, N.Y.
34	Sam Okauru	oh-KAH-roo	G	6-5/200	Fr.	Business	Raleigh, N.C.
35	Raymond Hawkins		F	6-9/240	Fr.	Communications	Oakland, Calif.

BLUE COLLAR PTS

The Blue Collar Award is something created by head coach Nate Oats which is handed out to a Crimson Tide men's basketball player at the end of each game. The point system accumulates over the course of a game. Deflections, steals, blocks, rebounds and loose balls count for one point. Offensive rebounds are worth 1.5 points, floor dives are two and charges are worth four points. Below is list of players who have earned the Blue Collar Award for each game:

OPPONENT.....	TEAM TOTAL.....	HARD HAT AWARD
Georgia Tech.....	111.5	Herbert Jones
Penn.....	120	John Petty Jr.
Florida Atlantic.....	112.5	Javian Davis
at Rhode Island.....	84.0	Herbert Jones (2)
Furman.....	108.5	Javian Davis (2)
vs. North Carolina.....	114.0	Kira Lewis Jr.
vs. Iowa State.....	102.0	John Petty Jr. (2)
vs. Southern Miss.....	83.0	Herbert Jones (3)
Stephen F. Austin.....	99.0	Jaden Shackelford
at Penn State.....	106.5	Herbert Jones (4)
at Samford.....	111.5	John Petty Jr. (3)
vs. Belmont.....	94.0	Herbert Jones (5)
Richmond.....	88.5	Herbert Jones (6)
at Florida.....	87.0	Herbert Jones (7)
Mississippi State.....	86.0	Kira Lewis Jr.(2)
at Kentucky.....	97.0	Herbert Jones (8)
Auburn.....	100.0	Herbert Jones (9)
Missouri.....	103.0	Herbert Jones (10)
at Vanderbilt.....	101.5	Jaden Shackelford (2)
Kansas State.....	102.5	Kira Lewis Jr. (3)
at LSU.....	87.5	Herbert Jones (11)
Arkansas.....	100	Kira Lewis Jr. (4)
Tennessee.....	85.5	John Petty Jr. (4)
at Georgia.....	95.5	Javian Davis (3)
at Auburn		
LSU		
Texas A&M		
at Ole Miss		
at Mississippi State		
South Carolina		
Vanderbilt		
at Missouri		

CUMULATIVE BLUE COLLAR POINTS TOTAL

Herbert Jones.....	418
John Petty Jr.....	385.5
Kira Lewis Jr.....	319.5
Javian Davis.....	275
Alex Reese.....	243
Jaden Shackelford.....	245.5
Beetle Bolden.....	192.5
Galin Smith.....	170.5
Jaylen Forbes.....	135
Tyler Barnes.....	7
Britton Johnson.....	7
Adam Cottrell.....	1
Raymond Hawkins.....	1
Sam Okauru.....	1
TOTALS.....	2,414

SEASON DEFLECTIONS

John Petty Jr.....	65
Herbert Jones.....	62
Javian Davis.....	44
Kira Lewis Jr.....	56
Jaden Shackelford.....	35
Beetle Bolden.....	28
Alex Reese.....	21
Jaylen Forbes.....	17
Galin Smith.....	12
Tyler Barnes.....	2
Britton Johnson.....	1
Raymond Hawkins.....	1
TOTALS.....	344

ALABAMA IN ITS 107TH SEASON OF BASKETBALL

- Alabama is in its 107th season of basketball in 2019-20. The Tide's first season of hoops came in 1912-13. There was no season in 1943-44 due to World War II.
- The Tide holds an all-time record of 1,688-1,056-1 (.616), which includes a 796-621 (.562) record in SEC play. Alabama is just six league wins shy of joining Kentucky as the only two teams in conference history to reach 800 wins.
- Alabama ranks second in the SEC in league victories and all-time winning percentage.
- UA has made 36 NCAA (20) or NIT (16) appearances and has won seven SEC regular-season titles and six SEC Tournament championships.

ABOUT ALABAMA

- Alabama will travel to Auburn to square off against the Tigers for the second time this season. The Crimson Tide took the first game in Tuscaloosa, 83-64, and will be looking for its first series sweep of the Tigers since the 2014-15 season.
- Three UA players average double digits, while six average 8.4 ppg or better on the year. Sophomore Kira Lewis Jr. (17.4 ppg) tops the team and ranks fourth in the SEC in scoring average, while junior John Petty Jr. (15.3 ppg) ranks second on the squad and 10th in the league. Combined the duo produces the second-highest combined points by any two players on the same team in the SEC (32.7 ppg).
- Lewis leads the SEC and ranks ninth nationally in minutes per game (37.26), while also leading UA and ranking among the league leaders in scoring, assists (t3rd - 4.7 apg) and steals (t4th - 1.8 spg). A first-team All-SEC preseason honoree, he also tops the team in field goals made (146) and attempted (323), and is shooting 45.2 percent from the field, 32.4 percent from beyond the arc and 80.6 percent from the charity stripe.
- Petty is one of the top three-point shooters in the nation. He leads the SEC in three-point field goal percentage (44.4 percent, 68-of-153) and is second in threes made per game (2.96), while ranking ninth and 28th nationally in the categories, respectively. Additionally, he leads the squad and is tied for fifth in the conference in rebounding (7.3 rpg) and also tops UA in threes made and attempted while ranking second in steals (1.3 spg) and minutes (34.4 mpg) per game.
- Freshman Jaden Shackelford also average in double figures at 13.2 ppg, while juniors Alex Reese (9.7 ppg) and Herbert Jones (9.9 ppg) both are averaging near double digits as well. Shackelford leads the team in threes attempted, as 154 of his 235 field goal attempts – approximately 66 percent – have come from beyond the three-point line. Jones, who has been sidelined indefinitely with a fractured left wrist, is the team's best defender, leading the team in Blue Collar Points (418), Hard Hat Awards (11) and charges taken (18), while ranking second in deflections (62) and floor dives (23). Graduate senior Beetle Bolden (8.4 ppg), who has missed four games throughout the year with a variety of ailments, also contribute on the offensive end and ranks second on the squad in three-point field goal percentage (.355).
- As a team, the Tide averages 40.4 rebounds per game which ranks second in the SEC and is 13th-best in the nation. Alabama has been outrebounded in nine of its 23 games, four of which have come over its last five games, and owns a +0.8 advantage on the glass (40.4-39.6). Alabama has outscored the opposition by +4.4 points (82.6-78.2) and is shooting 44.5 percent from the field, 34.8 percent from beyond the arc and 70.9 percent from the foul line.
- Alabama's pace of play ranks among the national leaders. According to the latest KenPom.com rankings (as of 2/11), the Crimson Tide averages 77.3 possessions per 40 minutes ranks third-best in the country. Furthermore, UA's average possession length on offense is at 15.0 which is fifth-fastest in the nation.

ALABAMA-AUBURN – SERIES NOTES

- Wednesday's game will mark the 162nd meeting on the hardwood between the two schools, which is the fourth-most games UA has played against any one opponent. The Crimson Tide owns a 96-65 edge in the series, as the 96 victories also rank fourth-best against any foe in program history.
- Alabama has dropped four consecutive games in Auburn Arena. The Tide's last win on the Plains came on Feb. 17, 2015 when it upended the Tigers, 79-68. In all, Alabama and owns a record of 26-32 when playing the Tigers on their home floor. Since Auburn Arena opened in 2010, Alabama has a record of 3-6.

2019-20 HUSTLE STATS

DUNK CHART

PLAYER	DUNKS
Jones	13
Reese	10
Lewis Jr.	7
Smith	7
Petty Jr.	6
Davis	5
TOTALS	46

CHARGES TAKEN

PLAYER	CHARGES
Jones	18
Bolden	13
Shackelford	10
Forbes	3
Lewis Jr.	2
Petty Jr.	2
Reese	1
TOTALS	45

FLOOR DIVES

PLAYER	FLOOR DIVES
Davis	24
Jones	23
Bolden	15
Smith	11
Lewis Jr.	13
Reese	9
Petty Jr.	7
Forbes	4
Shackelford	3
Johnson	1
TOTALS	110

AND-1's

PLAYER	AND-1's
Shackelford	9-for-10
Jones	6-for-8
Lewis Jr.	5-for-8
Davis	3-for-5
Reese	1-for-2
Bolden	1-for-2
Petty Jr.	1-for-1
TOTALS	26-for-36 (.722)

SPECIALTY STATS

Opponent	Pts off				
	Paint	T/O	2ndCh	FastB	Bench
PENN	42	18	13	2	9
ALABAMA	30	17	18	9	20
FLORIDA ATLANTIC	26	19	11	3	19
ALABAMA	34	11	16	8	31
at Rhode Island	38	33	3	21	25
ALABAMA	50	18	9	17	21
FURMAN	16	14	7	2	9
ALABAMA	38	12	8	8	28
vs. North Carolina	40	12	23	12	10
ALABAMA	28	17	7	4	7
vs. Iowa State	24	24	4	13	24
ALABAMA	36	13	14	12	29
vs. Southern Miss	26	14	14	6	17
ALABAMA	26	24	12	18	35
STEPHEN F. AUSTIN	36	21	11	10	26
ALABAMA	18	20	14	0	21
at Penn State	22	15	13	19	22
ALABAMA	36	22	7	5	31
at Samford	38	16	10	11	12
ALABAMA	26	18	9	10	24
vs. Belmont	38	13	6	16	8
ALABAMA	34	12	10	23	19
RICHMOND	34	13	9	2	21
ALABAMA	28	12	17	10	35
at Florida	40	18	21	13	23
ALABAMA	34	15	14	8	29
MISSISSIPPI STATE	36	9	11	10	9
ALABAMA	34	21	13	6	30
at Kentucky	20	7	17	10	25
ALABAMA	44	17	17	16	13
AUBURN	22	12	9	4	22
ALABAMA	34	24	7	13	15
MISSOURI	28	15	14	11	29
ALABAMA	24	12	9	5	13
at Vanderbilt	28	23	7	17	16
ALABAMA	26	15	12	18	11
KANSAS STATE	28	18	15	7	26
ALABAMA	22	9	3	18	8
at LSU	50	14	20	14	8
ALABAMA	38	8	5	12	16
ARKANSAS	38	27	11	16	11
ALABAMA	36	13	17	6	5
TENNESSEE	30	21	20	5	2
ALABAMA	30	14	14	5	13
at Georgia	58	10	24	18	26
ALABAMA	56	17	11	16	17
at Auburn					
ALABAMA					
LSU					
ALABAMA					
TEXAS A&M					
ALABAMA					
at Ole Miss					
ALABAMA					
at Mississippi State					
ALABAMA					
SOUTH CAROLINA					
ALABAMA					
VANDERBIT					
ALABAMA					
at Missouri					
ALABAMA					
OPPONENT Totals	768	403	291	242	399
Average/Game	33.4	17.5	12.7	10.5	17.3
ALABAMA Totals	772	353	278	247	471
Average/Game	33.6	15.3	12.1	10.7	20.5

- Last season, the Tigers swept both games from the Crimson Tide, winning 84-63 in Auburn Arena on Feb. 2, 2019 followed by a 66-60 victory in Coleman Coliseum on March 5, 2019. It was just the second time in the last 11 years that Auburn defeated Alabama twice in the same season.
- The two teams have played in 11 overtimes in series history, with the last one coming Feb. 21, 2001. Auburn has won eight of the 11 games that have went to extra time.
- Only two of the last six meetings between the rivals were decided by single digits.
- The series began during 1923-24 campaign.

HOPING FOR A QUICK 'HERB'AL REMEDY

- Injuries have certainly wreaked havoc with the 2019-20 Crimson Tide men's basketball team as players have missed a total of 54 games this season with a variety of ailments. However, no injury has been felt more than Herbert Jones' fractured wrist suffered on Jan. 29 at LSU.
- Jones, who has a chance to earn all-defensive team accolades, is Alabama's top defensive player as he leads the Tide in a number of categories including charges taken (18), while ranking second in floor dives (22) and deflections (62). All that despite missing essentially five games on the year (was injured eight minutes into the season-opener vs. Penn), including each of the Tide's last three games.
- Additionally, the junior forward tops UA in Blue Collar Points (418) – which is used to measure effort and hustle – and Hard Hat Awards (11) which is awarded to the team's Blue Collar Player of the Game.
- At the time of his injury, Jones was leading the squad in assist-turnover ratio (1.16), second in rebounding (6.3 rpg) and assists (2.7 apg), third in blocks (0.6) and fourth in scoring (9.9 ppg), minutes (27.4 mpg). Those numbers were even better in SEC play as the junior guard/forward 12.0 points, 8.3 rebounds and 3.0 assist per contest over his seven league contests.

NCAA TOURNAMENT FACTS AND FIGURES

- When discussing the NCAA Tournament chances for Alabama, please consider the following facts:
 - Alabama enters the contest with the No. 42 overall NET Ranking and the No. 21 overall strength of schedule (as of Feb. 11). The Crimson Tide leads the SEC in strength of schedule and is one of seven teams in the league with a NET Ranking inside the top 45.
 - Of UA's eight remaining regular season contests, five will come against Quadrant 1 (3) or Quadrant 2 (2) games.
 - The three remaining Quad 1 contests are at Auburn (2/12), vs. LSU (2/15) and at Mississippi State (2/25)
 - Heading into Wednesday's game at No. 11 Auburn, Alabama is a combined 5-9 against Q1 and Q2 teams, owning 1-5 mark against Quadrant 1 opponents and a 4-4 record vs. teams in Quadrant 2 this season.
 - Alabama has played only two teams outside the top 200, which is tied for the SEC lead and the second-most in the country.
 - The SEC possesses four of the 10 total teams who have played two or fewer games against teams ranked above 200 in the NET which include Alabama, Arkansas, Florida and Mississippi State. Those four are joined by California, Duke, Georgia Tech, Minnesota and Oregon. West Virginia leads the nation and has played only one game versus a team with a 200-plus NET ranking

THE TIDE IN THE NATIONAL & CONFERENCE STATS

- Alabama leads the SEC in six categories, ranks among the top three in the league in nine different categories and are among the top-10 teams nationally in three categories.
- Nationally, the Crimson Tide ranks third in scoring offense (82.6), seventh in threes made per game (10.2) and ninth in defensive rebounds per game (29.26). Alabama is ranked nationally among the top-40 teams in 10 statistical areas.
- Below is a breakdown of where UA ranks in the SEC and NCAA:

CATEGORY	SEC RANK	NCAA RANK (top 100)	STAT
Scoring Offense	1	3	82.6
3s Made Per Game	1	7	10.2
Defensive Rebounds Per Game	1	9	29.26
Rebounds Per Game	2	13	40.43
Total 3-Pointers Made	1	14	234
3-Point FG Attempts	1	19	672
Three-Point Field Goal Percentage Defense	3	26	.294
Blocked Shots Per Game	5	35	4.7
Free Throw Makes	4	36	378
Free Throw Attempts	3	37	533
Field Goal Percentage Defense	7	88	.411
Offensive Rebounds Per Game	7	90	11.17
3-Point FG Percentage	1	102	.348

RECORD WHEN...

At home	8-3	
On the road	3-5	
At neutral sites	2-2	
In SEC games	5-5	
SEC home games	3-2	
SEC road games	2-3	
In non-conference games	8-5	
In overtime	0-0	
In games decided by ...		
5 points or less	2-4	
6-10 points	2-3	
11 points or more	9-3	
Leading at the half		13-4
Trailing at the half		0-5
Tied at the half		0-1
Shooting 40% or better		13-6
Shooting less than 40%		0-4
Opponent better than 40%		4-8
Opponent shoots 40% or less		9-2
Shooting same or better than opponent		13-1
Shooting worse than opponent		0-9
Outrebounding opponent		8-4
Opponent outrebounds UA		4-5
Rebounds are tied		1-1
70% or better on FT		10-4
less than 70% on FT		3-6
More FT att. than opponent		11-1
Less FT att. than opponent		2-10
Same FT att. as opponent		0-0
40% or better on 3PT		5-2
Less than 40% on 3PT		8-8
More turnovers than opponent		8-4
Less turnovers than opponent		4-5
Same turnovers as opponent		1-1
Scoring 80 or more points		9-3
Scoring 70-79 points		4-4
Scoring 60-69 points		0-3
Scoring 50-59 points		0-0
Scoring less than 50 points		0-0
Allowing 80 or more points		2-6
Allowing 70-79 points		5-3
Allowing 60-69 points		5-1
Allowing 50-59 points		1-0
Allowing less than 50 points		0-0
On Sunday		1-0
On Monday		1-0
On Tuesday		1-2
On Wednesday		4-3
On Thursday		0-1
On Friday		2-2
On Saturday		4-2
In November		3-4
In December		4-1
In January		5-3
In February		1-2
In March		0-0

TOP SCORING DUOS

- The duo of Kira Lewis Jr. and John Petty Jr. are forming quite the offensive duo in the league. The combination ranks as the second-best scoring pair in the conference.
- Arkansas' Mason Jones and Isaiah Joe combine to average 36.5 points to lead all SEC dual threats, which is 2.8 points better than Alabama's Lewis and Petty at 32.7 ppg average. Georgia's Anthony Edwards and Rayshaun Hammonds are just behind at 32.4 combined points while Mississippi State's Reggie Perry and Tyson Carter rank fourth at 30.7 total points per game.
- In all, five SEC duos to combine for over 30.0 points a contest.

Player (PPG)	School	Total Combined Points
Mason Jones (20.5)/Isaiah Joe (16.0)	Arkansas	36.5
Kira Lewis Jr. (17.4)/John Petty Jr. (15.3)	Alabama	32.7
Anthony Edwards (19.7)/Rayshaun Hammonds (12.7)	Georgia	32.4
Reggie Perry (17.4)/Tyson Carter (13.3)	Mississippi State	30.7
Breein Tyree (19.0)/Devonta Shuler (11.4)	Ole Miss	30.4
Skylar Mays (15.9)/Emmitt Williams (14.0)	LSU	29.9

PETTY, LEWIS EACH NAMED SEC PLAYER OF THE WEEK

- Alabama guard John Petty Jr. earned the SEC Men's Basketball Co-Player of the Week, for the week of Dec. 23, while Lewis earned the accolade for the week of Jan.27.
- Petty earned the recognition after leading UA to a pair of victories over Samford (12/18) and Belmont (12/21), when he averaged 26.5 points, 10.5 rebounds and 7.0 made threes per game and finished the week shooting 70.0 percent (14-of-20) from three-point range.
- The Huntsville, Ala., native opened the week when he matched his own school record with 10 made three-pointers in a 39-point, 10-rebound performance in the 105-87 win over Samford in the Chick-fil-A Birmingham Classic. The 6-5, 184-pound junior guard knocked down 10-of-13 shots from deep on his way to scoring the 11th-most points in a single game in program history.
- He followed that performance with his second consecutive double-double knocking down 4-of-7 shots from beyond the arc to finish with 15 points and a game-high 11 rebounds in the 92-72 win over Belmont at the Rocket City Classic in Huntsville, Ala.
- Petty becomes the first Alabama player to earn SEC Player of the Week honors since Retin Obasohan earned the accolade the week of Feb. 8, 2015. It is the third weekly honor in Petty's three-year career as he was twice named the league's Freshman of the Week during the 2017-18 season (weeks of Nov. 20, 2017 and Jan. 1, 2018).
- Petty becomes the first Alabama player to earn SEC Player of the Week honors since Retin Obasohan earned the accolade the week of Feb. 8, 2015. It is the third weekly honor in Petty's three-year career as he was twice named the league's Freshman of the Week during the 2017-18 season (weeks of Nov. 20, 2017 and Jan. 1, 2018).

ALABAMA INKS FOUR-STAR FORWARD AND NO. 58 OVERALL PLAYER

- Alabama men's basketball head coach Nate Oats officially announced the addition of 6-8, 200-pound forward Keon Ambrose-Hylton.
- A native of Toronto, Ontario, Ambrose-Hylton is a consensus four-star signee who is rated as high as the No. 58 overall player according to ESPN. Additionally, the athletic and versatile forward is ranked as the No. 2 player in Canada's entire 2020 class.
- ESPN rates him as the No. 58 overall player in the 2020 class and No. 14 at his position
- Ranked by 247Sports.com as the No. 78 overall player in the nation and the No. 13 power forward
- Additionally, he is ranked by North Pole Hoops as the No. 2 overall player in Canada's 2020 class
- Originally hails from Toronto but is playing his high school ball at International Sports Academy in Willoughby, Ohio.
- Competed in the FIBA World Cup for the Canadian National Under 17 Team in 2017 and the Under 19 National Team in 2019
- Ran with UPLAY Canada on the Nike EYBL circuit and averaged 11.8 points, 6.2 rebounds, 1.3 assists and a block per game.
- In the prestigious Peach Jam Invitational, he averaged 20.2 points, 7.2 rebounds, 2.0 assists and 2.8 steals per game.

PETTY IS READY

- Guard John Petty Jr. earned his first SEC Player of the Week honor on Dec. 23 when he averaged 26.5 ppg, 10.5 rpg, 7.0 threes made per game, 3.0 apg and 2.0 spg while shooting 65.4 percent from the floor (17-of-26) and 70.0 percent from beyond the arc (14-of-20) in leading the Tide to a pair of wins over Samford (Dec. 18) and Belmont (Dec. 21).

RECORD WATCH

INDIVIDUAL SINGLE-SEASON

Three-Pointers Made

10. 74	Brian Williams	1996-97
68	John Petty Jr.	2019-20

Threes Attempted

10. 208	Mykal Riley	2006-07
154	Jaden Shackelford	2019-20
153	John Petty Jr.	2019-20

Three-Point Field Goal Percentage

3. .480	Alvin Lee	1987-88
4. .465	Alvin Lee	1988-89
5. .444	John Petty Jr.	2019-20
6. .442	Travis Stinnett	2000-01

TEAM SEASON

Total Points Scored

4. 2,641	1986-87
5. 2,611	1978-79
1,900	2019-20

Points Per Game

3. 84.3	1974-75
82.6	2019-20
4. 82.5	1976-77
5. 82.1	1972-73

Three-Point Field Goals Made

4. 247	1996-97
5. 244	2018-19
234	2019-20

Three-Point Field Goals Attempted

5. 703	2001-02
703	2017-18
672	2019-20

80-Point Games

1. 17	1986-87
17	1978-79
17	1976-77
12	2019-20

INDIVIDUAL CAREER

Points

43. 1,113	Ronald Steele	2005-09
44. 1,112	Ray Odums	1972-74
45. 1,110	Terrance Meade	2000-03
46. 1,080	Jimmy Hollon	1970-72
47. 1,068	John Petty Jr.	2017-pres.

3-Point Field Goals Made

3. 245	Earnest Shelton	2002-05
4. 225	James Robinson	1991-93
5. 217	John Petty Jr.	2017-pres.

3-Point Field Goals Attempted

3. 678	Eric Washington	1994-97
4. 607	James Robinson	1991-93
5. 566	John Petty Jr.	2017-pres.

Free Throw Percentage

10. .796	Jimmy Hollon	1970-72
.793	Kira Lewis Jr.	2018-pres.

- Petty played even more impressive during his three-game stretch in the Battle 4 Atlantis. During the event, the Huntsville, Ala., native averaged 22.3 points, 7.7 rebounds and 1.4 steals per game, while shooting 54 percent from the floor and 61 percent from beyond the arc. That included a career night when he accounted for 34 points and 12 rebounds in a loss to Iowa State.
- Thanks in large part to his sudden surge, Petty leads the SEC and ranks ninth nationally in three-point field goal percentage (.444), and is second in the league and 28th nationally in threes made per game (2.96). The Huntsville, Ala., native also ranks among the league leaders in scoring (10th - 15.3 ppg) and rebounding (t5th - 7.3 rpg).
- Below is a breakdown comparing Petty's first three games of the season to his last 20:

	PPG	RPG	FGM-FGA	FG%	3FGM-3FGA	3FG%	FTM-FTA	FT%
First Three Games	7.7	7.7	7-25	.280	3-15	.200	6-12	.500
Last 20 Games	16.5	7.3	108-220	.491	65-138	.471	48-66	.727

FIRST SIX/LAST 17

- Alabama continues to show a big improvement in its numbers since dropping four of its first six games (2-4) to start the year.
- While most of the numbers show a big improvement over the stretch from the beginning of the year to most recent. No category had a more drastic improvement than turnovers. Alabama averaged 18.8 miscues (113 turnovers) after the season's first six games but have since averaged 14.6 turnovers (249 turnovers) in the 17 contests since.
- The Tide has also made big strides defensively. In the first six contests, opponents averaged 81.0 points and 13.2 assists per game while shooting 42.2 percent from the floor and 32.5 percent from beyond the arc. However, in the 17 games since, UA is holding the opposition to 77.2 ppg and 10.9 apg, while limiting opponents to just 40.7 percent from the field and 28.1 percent from beyond the arc.
- Below is a comparison of the Crimson Tide's first six and last 17 games (listed as UA/OPP).

GAMES	POINTS PER GAME	FG%	3FG%	ASTS PER GAME	TOS PER GAME
	UA/OPP	UA/OPP	UA/OPP	UA/OPP	UA/OPP
First Six (2-4)	79.0/81.0	.424/.422	.329/.325	13.8/13.2	18.8/13.7
Last 17 (11-6)	83.9/77.2	.453/.407	.354/.281	14.0/10.9	14.6/14.0

INCREASING THE PACE OF PLAY

- Head coach Nate Oats has brought an entertaining style of play to the Capstone. That much became evident in the season-opening contest vs. Penn when the Crimson Tide put up 76 shots (27-of-76, 35.5 percent), which is more than any game since it posted 76 shots in a triple overtime loss at LSU on Feb. 13, 2013.
- In 23 contests this season, the Tide has posted more than 30 shots from beyond the arc 12 times (52 percent of its games) while Alabama has attempted more than 65 shots from the field in 11 separate contests (48 percent).
- Alabama ranks among the top teams in the nation when it comes to the pace of play. According to KenPom.com's latest numbers (as of Feb. 11), the Tide ranks third in the nation in Raw Tempo (77.3), while the average offensive possession length is 15.0, good for fifth nationally.

ALABAMA ANNOUNCED AS A PARTICIPANT IN THE 2020 MAUI JIM MAUI INVITATIONAL

- Alabama will be one of eight teams that will compete in the 2020 Maui Jim Maui Invitational. The event will take place on Nov. 23-25 at the historic Lahaina Civic Center on the island of Maui.
- In addition to the Crimson Tide, other participants in the 37th annual edition of the event include Davidson, Indiana, North Carolina, Providence, Stanford, Texas and UNLV.
- This will mark Alabama's second appearance in the event. The only other showing occurred back in 2008 when UA finished with a 2-1 record, falling to Oregon in the opening round before finishing play with back-to-back wins over Chaminade and Saint Joseph's.
- The 2020 bracket with matchups, times and television information will be released at a later date.



NATE OATS

Head Coach

First Season at UA
5th Season Overall

MARANTHA BAPTIST, 1998

Nate Oats was formally introduced as head men's basketball coach at The University of Alabama on March 28, 2019.

"The University of Alabama is really special," said Oats. "When he (AD Greg Byrne) called and we talked about the academics here, the institution, the tradition, the excellence, it's a national brand, and it's unbelievable to have this opportunity. The campus here is beautiful. It's everything I thought it'd be and more. I want to thank everyone in here for giving me this chance."

Oats, who was named the 2018 and 2019 Mid-American Conference (MAC) Coach of the Year and finished fourth in voting for the Associated Press Men's College Coach of the Year, becomes the 21st head coach in the program's 106-year history.

Oats comes to Alabama after spending the last four seasons at the University at Buffalo. While there, he led the Bulls to a 96-43 (.691) record, three MAC Tournament Championships and three NCAA Tournament appearances, including reaching the Round of 32 in his final two seasons. As a result, he was named the league's Coach of The Year and National Association of Basketball Coaches (NABC) District 14 Coach of the Year in back-to-back seasons (2018 and 2019).

"We're going to work our tail off to get this program rolling in the right direction. We have three core values, and we established a culture playbook a few years ago. We talk about maximum effort – that's every workout, weight room session and every practice our guys are going to give max effort, and we're going to demand a lot out of them. Continuous growth is another core value. We're going to get better every day. We need guys that want to get in the gym and work on their own. We're going to get a culture in which they want to get better every day and that goes for academics and growing as young men as well. Selfless love. We're going to teach our guys how to love each other and love this community and treat each other well."

This past year, Oats guided Buffalo to a 32-4 overall record and a 16-2 mark in conference play, leading the program to its second consecutive MAC regular season and tournament championships. The Bulls were ranked for 20 weeks in the Associated Press Top-25 throughout the 2019 season, which marked the first time in school history the program had earned a national ranking. Buffalo went on to climb as high as No. 14 in the nation which was the highest ranking by any MAC team in past 40 years. Additionally, the 32 victories not only set a program record but was the most wins ever by any Mid-American men's basketball program.

During the 2017-18 season, he led the Bulls to a record of 27-9 overall and 15-3 in the MAC. In doing so, he secured Buffalo's first ever victory in the NCAA Tournament, defeating No. 4 seed and PAC-12 Champion Arizona, 89-68, in Boise, Idaho.

Over his final two seasons, Buffalo finished with a combined record of 59-13 (.819), a pair of MAC Tournament and regular season championships, two NCAA Tournament Round of 32 appearances and consecutive MAC Coach of the Year honors.

Before becoming a Division I head coach, Oats spent two seasons as an assistant coach under Bobby Hurley, Oats helped lead the Bulls to a 42-20 record, back-to-back MAC East Titles, a MAC Regular Season Title, a MAC Tournament Title and UB's first ever trip to the NCAA Tournament. Oats was also responsible for recruiting Justin Moss, the 2014-15 MAC Player of the Year.

Prior to joining the Bulls, Oats completed 11 seasons as head coach at Romulus High School in Michigan, winning the school's first state title in 27 years in 2012-13 and finished the season 27-1. He was named the 2013 Detroit News State Coach of the Year, the Detroit Free Press State Coach of the Year, and BCAM State Coach of the Year.

Previous honors include 2009 Basketball Coaches Association of Michigan Class A Coach of the Year, the 2008 Detroit Free Press Metro Detroit Coach of the Year, and the 2005 Detroit News Metro Detroit Coach of the Year & Detroit Free Press Metro West Coach of the Year.

In his time as head coach, he led the team to a 222-52 overall record and seven straight conference championships while going undefeated in conference play in four consecutive seasons. The team was ranked in the top 25 nationally on three different occasions (2010, 2011, 2013) and made the Michigan Class A Final Four five times. More importantly, he oversaw a program that had a 100 percent graduation rate with 40 of his 42 seniors at Romulus continuing on to college.

Before coaching at Romulus, he played college basketball at Maranatha Baptist University in Wisconsin where was a captain and All-Conference performer, while earning his bachelor's degree in Math Education. Oats went on to become an assistant coach at Maranatha from 1997 to 2000. After that, he moved on to the University of Wisconsin-Whitewater from 2000-02.

CAREER HISTORY AND RESULTS

UNIVERSITY OF ALABAMA, HEAD COACH, 2019-PRESENT

Year	Record	Pct.	SEC Record	Pct.	Postseason
2019-20	13-10	.565	5-5	.500	
Total (1)	13-10	.565	5-5	.500	

UNIVERSITY OF BUFFALO, HEAD COACH, 2015-19

Year	Record	Pct.	MAC Record	Pct.	Postseason
2015-16	20-15	.571	10-8	.556	NCAA First Round
2016-17	17-15	.531	11-7	.611	
2017-18	27-9	.750	15-3	.833	NCAA Second Round
2018-19	32-4	.889	16-2	.889	NCAA Second Round
Total (4)	96-43	.690	52-20	.722	

Career Totals (5) **109-53** **.673** **57-25** **.695**

HONOR

MAC Coach of the Year (2018, 2019)

NABC District Coach of the Year (2018, 2019)

Finished 4th in AP Voting for National College Coach of the Year (2019)

3x NCAA Tournament Participant
3x MAC Tournament Champions
2x MAC Regular Season Champions

ON THE BENCH



CHARLIE HENRY
Assistant Coach

In his first season at Alabama after spending the last two years (2017-19) as the head coach for the Windy City Bulls of the NBA G League ... spent two seasons (2015-17) as an assistant for the Chicago Bulls under Fred Hoiberg ... prior to his stint with Chicago, he was a member of Hoiberg's coaching staff at Iowa State for three seasons, where his tenure was highlighted by three consecutive trips to the NCAA Tournament (2013-15) ... served as Oats' assistant coach at Romulus High School in Detroit, Mich., during the 2009-10 season.



BRYAN HODGSON
Assistant Coach

First season at Alabama and one of the first hires made by Nate Oats ... spent the previous four seasons with Oats at Buffalo where they earned three NCAA Tournament appearances and three MAC tournament championships, while also earning a pair of MAC regular season titles ... led the UB recruiting efforts and was responsible for the addition of a large make-up of the Buffalo roster which had so much success under Oats' leadership.



ANTOINE PETTWAY
Assistant Coach

Former Crimson Tide star that was an integral part of the Tide's Elite Eight run in 2004 ... one of the top recruiters in not only the Southeastern Conference, but in the nation as well ... promoted to assistant coach at the end of the 2013 season and was named lead recruiter following the 2017 campaign ... was a former walk-on before earning a scholarship ... prior to his promotion, spent three seasons as the director of operations ... graduated in 2004.



MIKE SNOWDEN
Strength and Conditioning

In his first season as the Alabama men's basketball strength coach ... a military veteran who served on President Barack Obama's Helicopter Squadron staff ... was head coach Nate Oats' strength coach at the University of Buffalo ... prior to that he had two stints at George Mason, his alma mater, in 2016-17 and 2013-14 – his first year as a strength coach ... also served as the strength and conditioning graduate assistant with the VCU men's basketball team (2015-16).

THE LAST TIME...

TEAM

Scored 100 points or more:

Feb. 8, 2020 - UA 105, Georgia 102 (ot)

Scored 110 points or more:

Dec. 1, 2004 - UA 114, ETSU 77

Scored less than 50 points:

Jan. 6, 2018 - Georgia 65, UA 46

Allowed 100 points:

Feb. 8, 2020 - UA 105, Georgia 102 (ot)

Held opponent to 40 points or less:

Jan. 10, 2015 - UA 56, Tennessee 38

Held opponent to 15 pts or less in half:

Nov. 29, 2016 - 15 points allowed vs. Charleston Southern (1st half)

Scored 50 points in a half:

Dec. 18, 2019 - 57 points in first half at Samford

Won an overtime game:

Feb. 8, 2020 - UA 105, Georgia 102

Lost an overtime game:

Jan. 4, 2020 - Florida 104, UA 98 (2ot)

Played a double-overtime game:

Jan. 4, 2020 - Florida 104, UA 98 (2ot)

Played a triple-overtime game:

Feb. 7, 2017 - UA 90, South Carolina 86

Played a quadruple-overtime game:

Feb. 7, 2017 - UA 90, South Carolina 86

Shot 60% or better in a half:

Dec. 18, 2019 - 61.3% in 1st half at Samford

Shot 70% or better in a half:

Nov. 29, 2019 - 72.7% in 2nd half vs. Southern Miss

Failed to hit a three-pointer in a game:

Dec. 4, 2010 vs. Purdue (323 games)

Had at least 15 steals in a game:

Feb. 20, 2013 vs. Mississippi State (18)

Had at least 25 assists in a game:

Nov. 17, 2017 vs. Alabama A&M (25)

Forced 25 turnovers in a game:

Nov. 11, 2012 vs. West Alabama (25)

Played a ranked opponent (AP poll):

Jan. 29, 2020 at No. 22 LSU (lost, 90-76)

Beat a ranked opponent at neutral site:

March 9, 2018 vs. No. 16 Auburn (won, 81-63)

Beat a ranked opponent at home:

Jan. 16, 2020 vs. No. 4 Auburn (won, 83-64)

Beat a ranked opponent on the road:

Feb. 3, 2018 at No. 23 Florida (won, 68-50)

Beat a top-10 opponent:

Jan. 16, 2020 vs. No. 4 Auburn (won, 83-64)

Beat a top-10 opponent on the road:

Feb. 21, 2004 in Starkville, Miss. (beat No. 4 Mississippi State, 77-73)

Beat a top-5 opponent:

Jan. 16, 2020 vs. No. 4 Auburn (won, 83-64)

Beat a top-5 opponent on the road:

Feb. 21, 2004 in Starkville, Miss. (beat No. 4 Mississippi State, 77-73)

Played a No. 1 ranked opponent:

Jan. 31, 2015 vs. No. 1/1 Kentucky (lost, 70-55)

Beat a No. 1 ranked opponent on the road:

Jan. 28, 1983 at No. 1 UCLA (won, 70-67)

Beat a No. 1 ranked opponent:

March 20, 2004 vs. No. 1 Stanford (NCAA tournament (won, 70-67)

INDIVIDUAL

Had a player score 50 points:

Michael Nordholz (50) vs. Southern Miss, 12/12/76 (single-game scoring record)

Had a player score 40 points:

Collin Sexton (40) vs. Minnesota, 11/25/17

Had a player score 35 points:

Kira Lewis Jr. (37) at Georgia, 2/8/20

Had a player score 30 points:

Kira Lewis Jr. (37) at Georgia, 2/8/20

Had a player grab 20 rebounds:

Richard Hendrix (23) vs. Troy, 11/9/07

Had a player dish out 10 or more assists:

Mikhail Torrence (11) vs. LSU, 1/27/10

Had a player block five shots:

Donta Hall (8) vs. Oklahoma, 1/27/18

Had a player block 10 shots:

Roy Rogers (10) vs. LSU, 2/17/96

Had a player with seven or more steals in a game:

Jeremy Hays (8) vs. Oregon State, 12/12/98

Had two players record a double-double in same game:

Donta Hall (14 pts, 11 rebs), Dazon Ingram (13 pts, 10 rebs) vs. Vanderbilt, 2/23/19

Had three players record a double-double in same game:

Jermareo Davidson (12 pts, 12 rebs), Alonzo Gee (22 pts, 10 rebs), Richard Hendrix (18 pts, 12 rebs) vs. Louisiana Monroe, 11/28/06

Had a player record a double-double in three consecutive games:

Donta Hall (14 pts, 16 rebs vs. Texas A&M, 12 pts, 11 rebs at Missouri, 16 pts, 12 rebs vs. Tennessee) (Jan. 12, Jan. 16, Jan. 19, 2019)

Had a player record a double-double in four consecutive games:

Donta Hall (14 pts, 16 rebs vs. Texas A&M, 12 pts, 11 rebs at Missouri, 16 pts, 12 rebs vs. Tennessee, 10 pts, 11 rebs vs. Ole Miss) (Jan. 12, Jan. 16, Jan. 19, Jan. 22, 2019)

Had two players score 20 points in a game:

Kira Lewis Jr. (37) and John Petty Jr. at Georgia, 2/8/20

Had five players score in double figures:

Kira Lewis Jr. (37), John Petty Jr. (21), Javian Davis (13), Beetle Bolden (11), Jaden Shackelford (10) at Georgia, 2/8/20

Had six or more players score in double figures:

John Petty Jr. (14), Kira Lewis Jr. (15), Beetle Bolden (15), Herbert Jones (15), Alex Reese (14), Jaden Shackelford (16) at Florida, 1/4/20

Had a player record a triple-double:

Roy Rogers (27 pts, 10 rebs, 10 blocks) vs. LSU, 2/17/96



25 Adam Cottrell

FRESHMAN

Guard • 6-3 • 185 • Flowery Branch, Ga.
Lakeview Academy

CAREER HIGHS

Points		
Rebounds	1	vs. Auburn (1/15/18)
Assists		
Steals		
Blocks		
Minutes	1	2x, last vs. Southern Miss (11/29/19)
Field Goals		
FG Att.		
3-Point FG		
3-Point Att.		
Free Throws		
FT Att.		

2019-20 SEASON HIGHS

Points		
Rebounds	1	vs. Auburn (1/15/18)
Assists		
Steals		
Blocks		
Minutes	1	2x, last vs. Southern Miss (11/29/19)
Field Goals		
FG Att.		
3-Point FG		
3-Point Att.		
Free Throws		
FT Att.		

MISCELLANEOUS STATS

CATEGORY	2019-20	CAREER
Double-digit scoring		
20+ point games		
Double-digit rebounding		
Double-doubles		
Led UA in scoring		
Led UA in rebounding		
Led UA in three-pointers		
Led UA in assists		
Led UA in steals		
Led UA in blocks		
5+ assist games		
3+ three-pointers		
3+ steal games		
3+ block games		

2019-20 SEASON HIGHLIGHTS

- Saw his first career SEC game against Auburn (1/15)
- Saw one minute of action in the win over Southern Miss at the Battle 4 Atlantis Tournament (11/29)
- Made his college debut seeing one minute of action vs. FAU (11/11)
- Saw one minute of action vs. Georgia Tech (10/27)
- Earned a roster spot through walk-on tryouts back in September
- Played under head coach and father Todd Cottrell at Lakeview Academy
- Was a four-year letterwinner and a two-year starter on varsity, while scoring over 1,000 points during his career
- Helped lead Lakeview to four consecutive state tournament appearances, three regional championships and a school record of 91 total wins during his four-year prep career
- Was the school's valedictorian and student body president, and was also named a National Merit Finalist in 2019



COTTRELL'S 2019-20 GAME-BY-GAME STATS

Opponent	Date	GS	Min	FG	FGA	Pct	3FG	FGA	Pct	FT	FTA	Pct	Off	Def	Tot	Avg	PF	A	TO	Stl	Blk	Pts	Avg	
PENN	11/5								DNP															
FLORIDA ATLANTIC	11/11	1	0	0	.000	0	0	.000	0	0	.000	0	0	0	0.0	0	0	2	0	0	0	0	0.0	
at Rhode Island	11/15								DNP															
FURMAN	11/19								DNP															
North Carolina	11/27								DNP															
Iowa State	11/28								DNP															
Southern Miss	11/29	1	0	0	.000	0	0	.000	0	0	.000	0	0	0	0.0	0	0	0	0	0	0	0	0.0	
STEPHEN F. AUSTIN	12/6								DNP															
at Penn State	12/14								DNP															
at Samford	12/18								DNP															
Belmont	12/21								DNP															
RICHMOND	12/29								DNP															
at Florida*	1/4								DNP															
MISSISSIPPI STATE*	1/8								DNP															
at Kentucky*	1/11								DNP															
AUBURN*	1/15	0	0	0	.000	0	0	.000	0	0	.000	0	1	1	0.3	0	0	0	0	0	0	0	0.0	
MISSOURI*	1/18								DNP															
at Vanderbilt*	1/22								DNP															
KANSAS STATE	1/25								DNP															
at LSU*	1/29								DNP															
ARKANSAS*	2/1								DNP															
TENNESSEE*	2/4								DNP															
at Georgia*	2/8								DNP															
at Auburn*	2/12																							
LSU*	2/15																							
TEXAS A&M*	2/19																							
at Ole Miss*	2/22																							
at Mississippi State*	2/25																							
SOUTH CAROLINA*	2/29																							
VANDERBILT*	3/3																							
at Missouri*	3/7																							

* indicates Southeastern Conference opponent

COTTRELL'S CAREER STATS

YEAR	GP	GS	MIN	AVG	FG	FGA	PCT	3FG	3FGA	PCT	FT	FTA	PCT	OFF	DEF	TOT	AVG	PF	FO	AST	TO	BLK	STL	PTS	AVG
2019-20	4	0	3	0.8	0	0	.000	0	0	.000	0	0	.000	0	1	1	0.3	0	0	0	2	0	0	0	0.0
TOTAL	4	0	3	0.8	0	0	.000	0	0	.000	0	0	.000	0	1	1	0.3	0	0	0	2	0	0	0	0.0

COTTRELL'S CAREER SEC STATS

YEAR	GP	GS	MIN	AVG	FG	FGA	PCT	3FG	3FGA	PCT	FT	FTA	PCT	OFF	DEF	TOT	AVG	PF	FO	AST	TO	BLK	STL	PTS	AVG
2019-20	1	0	0	0.0	0	0	.000	0	0	.000	0	0	.000	0	1	1	1.0	0	0	0	0	0	0	0	0.0
TOTAL	1	0	0	0.0	0	0	.000	0	0	.000	0	0	.000	0	1	1	1.0	0	0	0	0	0	0	0	0.0



34 Sam Okauru

FRESHMAN

Guard • 6-5 • 200 • Raleigh, N.C.
Tilton School

CAREER HIGHS

Points	
Rebounds	
Assists	
Steals	
Blocks	1 vs. Auburn (1/15/18)
Minutes	1 vs. Florida Atlantic (11/11/19)
Field Goals	
FG Att.	
3-Point FG	
3-Point Att.	
Free Throws	
FT Att.	

2019-20 SEASON HIGHS

Points	
Rebounds	
Assists	
Steals	
Blocks	1 vs. Auburn (1/15/18)
Minutes	1 vs. Florida Atlantic (11/11/19)
Field Goals	
FG Att.	
3-Point FG	
3-Point Att.	
Free Throws	
FT Att.	

MISCELLANEOUS STATS

CATEGORY	2019-20	CAREER
Double-digit scoring		
20+ point games		
Double-digit rebounding		
Double-doubles		
Led UA in scoring		
Led UA in rebounding		
Led UA in three-pointers		
Led UA in assists		
Led UA in steals		
Led UA in blocks	1	1
5+ assist games		
3+ three-pointers		
3+ steal games		
3+ block games		

2019-20 SEASON HIGHLIGHTS

- Made his collegiate debut seeing one minute of action against FAU (11/11)
- Saw his first career SEC game and grabbed one block against Auburn (1/15)
- Saw one minute of action vs. Georgia Tech (10/27)
- Earned a roster spot through walk-on tryouts back in September
- Played under head coach Marcus O'Neil at Tilton
- Selected to the TISAC All-Conference team in 2016 and 2017
- Ranked as one of the top-10 scorers for the entire state of North Carolina when he averaged 26.0 points per contest as a senior
- Was also ranked as the top scorer in Wake and Orange County



OKAURU'S 2019-20 GAME-BY-GAME STATS

Opponent	Date	GS	Min	FG	FGA	Pct	3FG	FGA	Pct	FT	FTA	Pct	Off	Def	Tot	Avg	PF	A	TO	Stl	Blk	Pts	Avg	
PENN	11/5																							
FLORIDA ATLANTIC	11/11	1		0	0	.000	0	0	.000	0	0	.000	0	0	0	0.0	0	0	0	0	0	0	0.0	
at Rhode Island	11/15																							
FURMAN	11/19																							
North Carolina	11/27																							
Iowa State	11/28																							
Southern Miss	11/29																							
STEPHEN F. AUSTIN	12/6																							
at Penn State	12/14																							
at Samford	12/18																							
Belmont	12/21																							
RICHMOND	12/29																							
at Florida*	1/4																							
MISSISSIPPI STATE*	1/8																							
at Kentucky*	1/11																							
AUBURN*	1/15	0		0	0	.000	0	0	.000	0	0	.000	0	0	0	0.0	0	0	0	0	1	0	0.0	
MISSOURI*	1/18																							
at Vanderbilt*	1/22																							
KANSAS STATE	1/25																							
at LSU*	1/29																							
ARKANSAS*	2/1																							
TENNESSEE*	2/4																							
at Georgia*	2/8																							
at Auburn*	2/12																							
LSU*	2/15																							
TEXAS A&M*	2/19																							
at Ole Miss*	2/22																							
at Mississippi State*	2/25																							
SOUTH CAROLINA*	2/29																							
VANDERBILT*	3/3																							
at Missouri*	3/7																							

* indicates Southeastern Conference opponent

OKAURU'S CAREER STATS

YEAR	GP	GS	MIN	AVG	FG	FGA	PCT	3FG	3FGA	PCT	FT	FTA	PCT	OFF	DEF	TOT	AVG	PF	FO	AST	TO	BLK	STL	PTS	AVG
2019-20	2	0	1	0.5	0	0	.000	0	0	.000	0	0	.000	0	0	0	0.0	0	0	0	0	1	0	0	0.0
TOTAL	2	0	1	0.5	0	0	.000	0	0	.000	0	0	.000	0	0	0	0.0	0	0	0	0	1	0	0	0.0

OKAURU'S CAREER SEC STATS

YEAR	GP	GS	MIN	AVG	FG	FGA	PCT	3FG	3FGA	PCT	FT	FTA	PCT	OFF	DEF	TOT	AVG	PF	FO	AST	TO	BLK	STL	PTS	AVG
2019-20	1	0	0	0.0	0	0	.000	0	0	.000	0	0	.000	0	0	0	0.0	0	0	0	0	1	0	0	0.0
TOTAL	1	0	0	0.0	0	0	.000	0	0	.000	0	0	.000	0	0	0	0.0	0	0	0	0	1	0	0	0.0



35 Raymond Hawkins

FRESHMAN

Forward/Center • 6-9 • 240 • Oakland, Calif. Findlay Prep (Nev.)

CAREER HIGHS

Points	
Rebounds	
Assists	
Steals	
Blocks	
Minutes	1 3x, last vs. Southern Miss (11/29/19)
Field Goals	
FG Att.	
3-Point FG	
3-Point Att.	
Free Throws	
FT Att.	

2019-20 SEASON HIGHS

Points	
Rebounds	
Assists	
Steals	
Blocks	
Minutes	1 3x, last vs. Southern Miss (11/29/19)
Field Goals	
FG Att.	
3-Point FG	
3-Point Att.	
Free Throws	
FT Att.	

MISCELLANEOUS STATS

CATEGORY	2019-20	CAREER
Double-digit scoring		
20+ point games		
Double-digit rebounding		
Double-doubles		
Led UA in scoring		
Led UA in rebounding		
Led UA in three-pointers		
Led UA in assists		
Led UA in steals		
Led UA in blocks		
5+ assist games		
3+ three-pointers		
3+ steal games		
3+ block games		

2019-20 SEASON HIGHLIGHTS

- Saw action against Auburn (1/15)
- Saw his first career SEC game against Mississippi State (1/9)
- Saw one minute of action in the win against Southern Miss at the Battle 4 Atlantis Tournament (11/29)
- Saw one minute of action against Iowa State (11/28)
- Made his college debut seeing one minute of action against FAU (11/11)
- Became the first official signee of the Nate Oats era at Alabama
- Four-star recruit according to ESPN.com, while 247Sports ranked him as a three-star prospect and No. 3 in the state of Nevada
- Played his high school ball at Bishop O'Dowd High School in Oakland, Calif, under head coach Lou Richie from 2016-18 before transferring to Findlay Prep in Henderson, Nev., for his final year
- In his lone season at Findlay Prep under head coach Rodney Haddix, he averaged 14.9 points, 5.9 rebounds and 1.1 assists per game while shooting 60 percent from the field



HAWKINS' 2019-20 GAME-BY-GAME STATS

Opponent	Date	GS	Min	FG	FGA	Pct	3FG	FGA	Pct	FT	FTA	Pct	Off	Def	Tot	Avg	PF	A	TO	Stl	Blk	Pts	Avg	
PENN	11/5								DNP															
FLORIDA ATLANTIC	11/11	1		0	0	.000	0	0	.000	0	0	.000	0	0	0	0.0	1	0	1	0	0	0	0.0	
at Rhode Island	11/15								DNP															
FURMAN	11/19								DNP															
North Carolina	11/27								DNP															
Iowa State	11/28	1		0	0	.000	0	0	.000	0	0	.000	0	0	0	0.0	0	0	0	0	0	0	0.0	
Southern Miss	11/29	1		0	0	.000	0	0	.000	0	0	.000	0	0	0	0.0	1	0	0	0	0	0	0.0	
STEPHEN F. AUSTIN	12/6								DNP															
at Penn State	12/14								DNP															
at Samford	12/18								DNP															
Belmont	12/21								DNP															
RICHMOND	12/29								DNP															
at Florida*	1/4								DNP															
MISSISSIPPI STATE*	1/8	1		0	0	.000	0	0	.000	0	0	.000	0	0	0	0.0	0	0	0	0	0	0	0.0	
at Kentucky*	1/11								DNP															
AUBURN*	1/15	0		0	0	.000	0	0	.000	0	0	.000	0	0	0	0.0	0	0	0	0	0	0	0.0	
MISSOURI*	1/18								DNP															
at Vanderbilt*	1/22								DNP															
KANSAS STATE	1/25								DNP															
at LSU*	1/29								DNP															
ARKANSAS*	2/1								DNP															
TENNESSEE*	2/4								DNP															
at Georgia*	2/8								DNP															
at Auburn*	2/12								DNP															
LSU*	2/15								DNP															
TEXAS A&M*	2/19								DNP															
at Ole Miss*	2/22								DNP															
at Mississippi State*	2/25								DNP															
SOUTH CAROLINA*	2/29								DNP															
VANDERBILT*	3/3								DNP															
at Missouri*	3/7								DNP															

* indicates Southeastern Conference opponent

HAWKINS' CAREER STATS

YEAR	GP	GS	MIN	AVG	FG	FGA	PCT	3FG	3FGA	PCT	FT	FTA	PCT	OFF	DEF	TOT	AVG	PF	FO	AST	TO	BLK	STL	PTS	AVG
2019-20	5	0	4	0.8	0	0	.000	0	0	.000	0	0	.000	0	0	0	0.0	2	0	0	1	0	0	0	0.0
TOTAL	5	0	4	0.8	0	0	.000	0	0	.000	0	0	.000	0	0	0	0.0	2	0	0	1	0	0	0	0.0

HAWKINS' CAREER SEC STATS

YEAR	GP	GS	MIN	AVG	FG	FGA	PCT	3FG	3FGA	PCT	FT	FTA	PCT	OFF	DEF	TOT	AVG	PF	FO	AST	TO	BLK	STL	PTS	AVG
2019-20	2	0	1	0.5	0	0	.000	0	0	.000	0	0	.000	0	0	0	0.0	0	0	0	0	0	0	0	0.0
TOTAL	2	0	1	0.5	0	0	.000	0	0	.000	0	0	.000	0	0	0	0.0	0	0	0	0	0	0	0.0	

2019-20 BOX SCORES

GAME 1

Official Basketball Box Score - Final
Penn at Alabama
11/06/19 Coleman Coliseum, Tuscaloosa
Alabama vs. Penn

Game Time: 1:00 AM
Game Duration: 2:16
Attendance: 11,223



NO.	Name	Min	FG M-A	3P M-A	FT M-A	Rebounds OR DR TOT	Fouls PF FD	TP	AS	TO	ST	Blocks BS BA	+/-
25	AJ Brodour	36:01	8-18	1-2	2-4	3 7 10	4 9 19	4	5	0	3	2 4	
00	Ryan Betley	33:21	3-8	2-7	4-4	1 5 6	3 1 12	0	1	1	0	0 5	
3	Jordan Dingle	36:44	9-16	2-4	4-6	2 4 6	2 5 24	2	4	2	0	1 1	
12	Devon Goodman	38:03	3-10	1-3	0-0	1 1 2	3 2 7	2	2	2	0	2 3	
13	Eddie Scott	14:10	3-6	2-4	2 1 4	5 2 0	10	0	1	1	0	0 5	
21	Bryce Washington	18:04	0-4	0-3	0-0	0 2 2	1 0 0	0	1	1	0	0 5	
11	Lucas Monroe	19:38	2-4	0-2	3-4	1 6 7	2 1 7	1	1	1	0	0 5	
24	Jarrod Simmons	03:59	1-2	0-1	0-0	0 0 0	2 0 2	0	1	1	0	0 0	-3
Team													
Totals													

Records: 1-0

Technical Fouls: NONE

NO.	Name	Min	FG M-A	3P M-A	FT M-A	Rebounds OR DR TOT	Fouls PF FD	TP	AS	TO	ST	Blocks BS BA	+/-
30	Galin Smith	13:32	0-0	0-0	0-0	0 4 4	4 0 0	0	2	0	2	0 1	6
1	Herbert Jones	09:40	1-4	0-0	3-4	0 0 0	0 3 5	0	2	2	0	1 1	6
2	Kira Lewis Jr.	38:22	11-22	4-10	4-7	3 5 8	1 8 30	5	5	0	0	2 4	-4
5	Jaden Shackelford	30:00	6-20	3-13	1-1	3 2 5	1 1 16	1	0	0	0	0 3	3
23	John Petty Jr.	34:16	3-10	2-6	1-4	4 4 8	2 2 9	1	5	2	1	0 0	6
0	Javian Davis	13:32	1-2	0-0	0-0	1 1 2	3 0 2	0	2	0	0	1 1	-13
11	James Bolden	26:21	3-10	2-5	2-2	3 2 5	3 2 10	2	1	2	0	0 2	2
3	Alex Reese	16:48	1-6	0-3	4-4	1 2 3	2 2 6	1	1	4	2	0 0	0
12	Jaylen Forbes	17:29	1-2	0-1	0-0	2 5 8	2 1 2	0	1	0	0	0 6	-6
Team													
Totals													

Records: 0-1

Technical Fouls: NONE

Biggest lead	Penn	BAMA	Points from Turnovers	Penn	BAMA	Period by Period Scoring			
						1st	2nd	TOT	
9 (2 nd 7:45)	6 (1 st 16:55)	12 (1 st 16:55)	42	30	Penn	35	46	81	
Best Scoring Run	8 (1 st 1:53)	7 (1 st 16:55)	Fast Breaks	2	9	BAMA	35	45	80
Lead Changes	12	1	Bench	9	20				
Times Tied	4								
Time with Lead	22:25	13:59							

GAME 2

Official Basketball Box Score - Final
Florida Atlantic at Alabama
11/12/19 Coleman Coliseum, Tuscaloosa
2019-20 Men's Basketball

Game Time: 1:00 AM
Game Duration: 2:17
Attendance: 8,117



NO.	Name	Min	FG M-A	3P M-A	FT M-A	Rebounds OR DR TOT	Fouls PF FD	TP	AS	TO	ST	Blocks BS BA	+/-
1	Maclaw Niang	21:27	2-5	0-3	1-2	2 2 4	1 2 5	0	0	0	0	0 0	-12
12	Aleksandar Zecevic	17:45	3-6	0-1	0-0	2 3 5	3 2 6	0	1	1	0	0 0	-6
00	Cornelius Taylor	19:45	3-11	0-5	0-2	0 0 0	1 1 6	1	3	2	0	0 2	-22
11	Michael Forrest	20:46	2-8	1-4	0-0	0 0 0	2 0 5	1	0	0	0	0 2	-15
23	Richardson Maitre	26:53	6-14	4-9	2-2	1 6 7	0 1 18	2	0	4	1	1 9	-9
2	Everett Winchester	17:38	0-4	0-1	0-0	2 1 3	1 3 0	0	1	0	3	1 1	-15
3	Jaylen Sebre	12:31	1-4	0-1	0-0	0 1 1	1 1 2	0	1	1	0	0 0	-10
15	Jailyn Ingram	12:02	1-6	0-3	0-0	2 2 0	1 1 2	0	0	3	0	0 1	-6
25	Karlis Silins	14:22	2-3	0-0	0-1	0 1 1	3 0 4	1	0	0	0	0 0	-12
13	Kenan Blackshear	12:11	1-1	0-0	2 1 0	1 4 1	2 1 2	0	0	0	0	0 0	0
35	Dardan Kapiti	05:30	1-2	0-0	0-0	1 0 1	1 0 2	0	0	0	0	2 0	0
4	D.J. Robertson	10:14	1-4	0-1	2-3	2 1 3	2 2 4	4	4	1	2	0 0	0
5	Carrington McCaskill	08:56	1-1	0-0	1-5	1 1 2	0 4 3	0	2	0	0	2 0	7
Team													
Totals													

Records: 1-2

Technical Fouls: NONE

NO.	Name	Min	FG M-A	3P M-A	FT M-A	Rebounds OR DR TOT	Fouls PF FD	TP	AS	TO	ST	Blocks BS BA	+/-
0	Javian Davis	27:04	6-10	0-0	7-9	3 6 9	1 7 19	2	2	1	0	1 13	13
2	Kira Lewis Jr.	37:01	6-14	2-5	2-2	0 6 6	2 16 8	2	3	1	0	0 1	27
11	James Bolden	11:46	1-3	1-3	0-0	0 0 0	5 0 2	0	1	1	0	0 0	2
12	Jaylen Forbes	16:19	0-4	0-4	0-0	1 1 2	0 1 0	0	0	1	0	0 0	-1
23	John Petty Jr.	33:39	2-8	0-4	5-6	1 7 8	1 4 9	5	6	0	1	2 20	0
3	Alex Reese	25:52	5-8	2-5	0-0	3 5 8	0 1 12	1	2	0	0	0 23	0
5	Jaden Shackelford	28:45	6-10	4-7	1-1	3 4 4	1 2 17	2	1	0	1	0 1	25
30	Galin Smith	11:40	0-1	0-0	2-4	3 1 4	5 2 2	2	1	0	0	3 0	12
15	Tyler Barnes	02:41	0-0	0-0	0-0	0 4 4	1 0 0	0	0	0	0	0 0	-3
21	Britton Johnson	01:34	0-1	0-1	0-0	0 0 0	1 0 0	0	0	0	0	0 0	-5
25	Adam Cottrell	01:16	0-0	0-0	0-0	0 0 0	0 0 0	0	0	0	0	0 0	-6
35	Raymond Hawkins	01:16	0-0	0-0	0-0	0 0 0	1 0 0	0	1	0	0	0 0	-6
34	Sam Okauru	01:09	0-0	0-0	0-0	0 0 0	0 0 0	0	0	0	0	0 0	-6
Team													
Totals													

Records: 1-1

Technical Fouls: Coach 1st 8:19

Biggest lead	FAU	BAMA	Points from Turnovers	FAU	BAMA	Period by Period Scoring		
						1st	2nd	TOT
3 (1 st 18:48)	25 (2 nd 3:00)	26 (2 nd 18:17)	16	26	34	59		
Best Scoring Run	7 (1 st 8:19)	14 (2 nd 18:17)	Fast Breaks	3	8			
Lead Changes	1	1	Bench	19	31			
Times Tied	1							
Time with Lead	01:19	36:17						

GAME 3

Official Basketball Box Score - Final
Alabama at Rhode Island
11/16/19 Thomas M. Ryan Center, Kingston, R.I.
2019-20 Men's Basketball

Game Time: 12:30 AM
Game Duration: 2:21
Attendance: 7,021



NO.	Name	Min	FG M-A	3P M-A	FT M-A	Rebounds OR DR TOT	Fouls PF FD	TP	AS	TO	ST	Blocks BS BA	+/-
0	Javian Davis	23:16	3-7	0-0	5-5	2 5 7	4 4 11	1	2	0	0	1 14	-14
1	Herbert Jones	22:23	7-12	0-1	3-4	1 4 5	4 5 17	1	5	0	2	1 8	-8
2	Kira Lewis Jr.	39:07	8-13	1-3	4-4	1 4 5	3 4 21	4	3	3	0	2 15	-15
11	James Bolden	23:23	2-7	0-4	0-1	2 1 3	5 3 4	0	4	0	1	1 1	-1
23	John Petty Jr.	30:58	2-7	1-5	0-2	1 7 8	4 1 5	3	4	1	0	0 11	-11
5	Jaden Shackelford	19:56	2-7	1-6	0-0	0 1 1	0 1 5	2	3	0	0	0 0	-7
3	Alex Reese	22:22	4-8	2-3	0-0	0 5 5	0 0 10	4	0	0	0	0 6	-6
30	Galin Smith	12:31	3-5	0-0	0-0	1 1 2	2 0 6	0	1	0	1	1 5	-5
12	Jaylen Forbes	06:04	0-0	0-0	0-0	0 2 2	0 0 0	0	1	0	0	1 0	-3
Team													
Totals													

Records: 1-2

Technical Fouls: NONE

NO.	Name	Min	FG M-A	3P M-A	FT M-A	Rebounds OR DR TOT	Fouls PF FD	TP	AS	TO	ST	Blocks BS BA	+/-
00	Jermaine Harris	13:30	1-5	0-3	0-0	0 2 2	3 2 2	0	2	0	0	1 8	-8
0	Cyril Langevine	33:28	1-5	0-0	10-12	0 5 5	4 7 12	6	5	2	3	0 15	15
1	Fatts Russell	35:56	8-18	1-4	5-5	0 5 5	3 4 22	5	1	4	1	3 3	15
4	Tyrese Martin	29:49	5-9	0-2	1-2	1 4 5	4 1 11	0	1	4	0	0 17	17
11	Jeff Dowlin	37:34	9-11	1-1	2-2	2 4 4	3 5 21	2	1	1	1	0 12	12
12	Dana Tate	20:59	4-6	0-1	3-3	0 3 0	0 2 9	2	2	1	0	0 6	6
15	Mekhi Long	08:44	1-2	1-1	0-0	0 0 0	0 3 0	0	0	1	0	0 0	0
21	Jacob Toppin	17:34	4-7	3-4	0-0	1 2 3	0 0 11	0	0	0	1	1 18	18
22	Gregory Hammond	02:26	0-0	0-0	2-2	0 1 1	1 1 2	0	0	0	0	0 0	2
Team													
Totals													

Records: 2-1

Technical Fouls: NONE

Biggest lead	ALA	URI	Points from Turnovers	ALA	URI	Period by Period Scoring		
						1st	2nd	TOT
6 (1 st 17:48)	22 (1 st 4:36)	18 (2 nd 0:22)	50	38	ALA	33	46	79
Best Scoring Run	11 (2 nd 13:35)	12 (2 nd 0:22)	Fast Breaks	17	21			
Lead Changes	1	1	Bench	21	25			
Times Tied	1							
Time with Lead	04:01	35:01						

GAME 4

Official Basketball Box Score - Final
Furman at Alabama
11/20/19 Coleman Coliseum, Tuscaloosa
2019-20 Men's Basketball

Game Time: 1:00 AM
Game Duration: 2:26
Attendance: 8,763

2019-20 BOX SCORES

GAME 5

Official Basketball Box Score - Final
Alabama at North Carolina
 11/27/19 Atlantis Imperial Arena, Paradise Island
 2019-20 Men's Basketball
 Game Time: 7:30 PM
 Game Duration: 2:07
 Attendance: 1,405
 Officials: Tony Padilla, Mike Reed, Chance Moore

NO. Name	Min	FG	3P	FT	Rebounds	Fouls	TP	AS	TO	ST	Blocks	±
		M-A	M-A	M-A	OR DR TOT	PF	FD				BS BA	
0 Javian Davis	F 25:43	2-3	0-0	1-2	3 2 5	3 2 5	1 0	2	0	0	1 0	1
3 Alex Reese	F 27:15	3-10	1-5	0-2	2 7 9	3 4 7	0 1	0	2	1	0 1	-5
1 Herbert Jones	G 20:11	2-7	0-0	1-2	0 1 1	5 2 5	1 3	0	0	0	0 0	-3
2 Kira Lewis Jr.	G 38:23	9-23	2-7	0-0	2 3 5	4 2 20	4 5	2	1	1	0 1	-7
23 John Petty Jr.	G 36:07	7-11	2-7	0-0	2 3 5	1 3 23	2 1	2	0	0	0 0	-13
30 Galin Smith	06:22	0-1	0-0	0-0	0 0 0	0 0 0	0 0	2	0	0	1 0	-6
5 Jaden Shackelford	21:17	2-8	0-5	0-1	1 2 3	0 2 4	1 1	0	0	0	0 0	-6
11 James Bolden	18:22	1-4	1-3	0-0	0 1 1	2 4 3	3 1	0	0	0	1 0	-5
12 Jaylen Forbes	06:20	0-1	0-1	0-0	0 0 0	1 0 0	0 0	0	0	0	0 0	-1
Team					0 4 4		0	0	0	0	0 0	
Totals		26-68	11-31	4-9	8 23 31	23 19 67	12 14	6 4	3	3	0 0	-9

Shooting By Period		
1 st FG%	12-36	33.3%
3PT%	6-21	28.6%
FT%	1-2	50%
2 nd FG%	14-32	43.8%
3PT%	5-10	50.0%
FT%	3-7	42.9%
GM FG%	26-68	38.2%
3PT%	11-31	35.5%
FT%	4-9	44.4%
Dead Ball Rebounds: 2, 0		

GAME 6

Official Basketball Box Score - Final
Alabama at Iowa St.
 11/28/19 Atlantis Imperial Arena, Paradise Island
 2019-20 Men's Basketball
 Game Time: 11:30 PM
 Game Duration: 2:03
 Attendance: 1,299
 Officials: Tony Padilla, Jeb Harness, Tim Gattis

NO. Name	Min	FG	3P	FT	Rebounds	Fouls	TP	AS	TO	ST	Blocks	±
		M-A	M-A	M-A	OR DR TOT	PF	FD				BS BA	
3 Alex Reese	F 15:16	2-5	1-3	0-0	0 4 4	4 0 5	1 1	1	1	1	1 0	6
30 Galin Smith	F 24:07	2-7	0-0	0-0	2 3 5	0 0 4	0 2	0	1	1	0 1	-2
1 Herbert Jones	G 21:25	4-7	0-0	1-2	2 4 6	5 4 9	3 3	2	0	1	5 0	5
2 Kira Lewis Jr.	G 33:49	3-13	0-4	2-2	2 2 4	2 1 8	5 4	1	0	2	0 1	-8
23 John Petty Jr.	G 32:42	11-22	6-9	6-6	8 4 12	2 5 34	0 3	3	1	1	0 1	-3
0 Javian Davis	15:05	1-2	0-0	5-6	1 4 5	1 3 7	2 1	0	0	0	0 0	-12
5 Jaden Shackelford	21:51	1-4	1-3	1-2	0 2 2	2 1 4	1 2	1	0	0	0 0	-28
11 James Bolden	20:11	4-10	2-4	0-0	1 1 2	2 2 10	0 1	0	0	0	0 3	-17
12 Jaylen Forbes	12:22	2-3	1-2	0-0	2 2 4	2 0 5	1 0	0	0	0	0 0	-12
15 Tyler Barnes	00:48	0-0	0-0	0-0	0 0 0	0 0 0	0 0	0	0	0	0 0	-1
21 Britton Johnson	00:48	1-1	1-1	0-0	0 0 0	0 0 0	0 0	0	0	0	0 0	-1
25 Adam Cottrell	00:48	0-0	0-0	0-0	0 0 0	0 0 0	0 0	0	0	0	0 0	-1
35 Raymond Hawkins	00:48	0-0	0-0	0-0	0 0 0	0 0 0	0 0	0	0	0	0 0	-1
Team					0 0 0		0	0	0	0	0 0	
Totals		31-74	12-26	15-18	18 26 44	20 16 89	13 17	8 3	8	15	0 0	-5

Shooting By Period		
1 st FG%	5-13	38.5%
3PT%	7-8	87.5%
FT%	19-37	51.4%
2 nd FG%	7-13	53.8%
3PT%	8-10	80%
GM FG%	31-74	41.9%
3PT%	12-26	46.2%
FT%	15-18	83.3%
Dead Ball Rebounds: 2, 1		

North Carolina - 76

NO. Name	Min	FG	3P	FT	Rebounds	Fouls	TP	AS	TO	ST	Blocks	±
		M-A	M-A	M-A	OR DR TOT	PF	FD				BS BA	
5 Armando Bacot	F 26:26	5-7	0-0	2-4	6 9 15	3 7 12	1 2	0	1	0	1 0	9
15 Garrison Brooks	F 36:01	7-13	0-0	6-8	2 5 7	3 5 20	1 5	0	1	0	0 0	9
1 Leaky Black	G 33:52	4-9	1-1	0-0	2 7 9	2 0 9	2 2	2	2	1	0 0	14
2 Cole Anthony	G 31:32	4-13	1-3	4-7	1 6 7	4 6 13	6 6	4	0	1	6 0	6
4 Brandon Robinson	G 26:06	4-11	3-6	1-1	2 4 6	4 2 12	2 1	1	0	0	0 0	10
32 Justin Pierce	16:24	2-7	0-2	0-0	2 0 2	1 0 4	1 1	1	1	0	1 0	0
3 Andrew Platek	15:03	2-5	0-1	0-0	2 0 2	1 1 4	1 1	2	0	0	0 0	-1
55 Christian Keeling	14:22	1-6	0-1	0-1	2 1 3	1 2 2	1 1	0	0	0	0 0	-2
30 K.J. Smith	00:14	0-0	0-0	0-0	0 0 0	0 0 0	0 0	0	0	0	0 0	0
Team					4 5 9		0	0	0	0	0 0	
Totals		29-71	5-14	13-21	23 37 60	19 23 76	15 20	8 3	4 9			

Shooting By Period		
1 st FG%	15-40	37.5%
3PT%	2-8	25.0%
FT%	5-7	71.4%
2 nd FG%	14-31	45.2%
3PT%	3-6	50.0%
FT%	8-14	57.1%
GM FG%	29-71	40.8%
3PT%	5-14	35.7%
FT%	13-21	61.9%
Dead Ball Rebounds: 4, 0		

Iowa St. - 104

NO. Name	Min	FG	3P	FT	Rebounds	Fouls	TP	AS	TO	ST	Blocks	±
		M-A	M-A	M-A	OR DR TOT	PF	FD				BS BA	
12 Michael Jacobson	F 29:09	4-12	1-2	2-4	2 6 8	2 2 11	1 0	0	0	0	1 1	12
33 Solomon Young	F 19:21	4-9	0-0	1-1	0 1 1	1 2 9	0 0	0	0	3 2 1		
11 Prentiss Nixon	G 29:45	5-11	2-5	3-5	1 0 1	3 5 15	1 2	2	2	0 0	0 0	14
22 Tyrese Halliburton	G 33:20	7-11	4-7	5-5	3 8 11	2 3 23	9 3	0	1	0 0		0
45 Rasir Bolton	G 25:26	7-11	5-7	3-3	0 1 1	1 3 22	3 5	0	0	0 0	0 0	13
2 Caleb Grill	08:38	0-3	0-2	0-0	0 0 0	0 0 0	0 0	0	0	1 0	0 0	9
4 George Condit	20:39	5-5	0-0	1-4	1 3 4	3 3 11	0 0	1	4	0 0	1 4	14
0 Zion Griffin	06:33	1-2	0-1	0-0	1 2 3	0 1 2	0 0	1	0	0 0	0 0	2
3 Tre Jackson	25:41	2-4	2-2	2-2	2 2 2	1 8 2	2 0	1	0	0 0	0 0	23
23 Nate Schuster	00:48	0-0	0-0	0-0	0 0 0	0 0 0	0 0	0	0	0 0	0 0	1
24 Terrence Lewis	00:40	1-1	1-1	0-0	0 0 0	0 0 0	0 0	0	0	0 0	0 0	0
Team					1 3 4		0	0	0	0	0 0	
Totals		36-69	15-29	17-24	9 26 35	16 20 104	16 11	5 8 3	15			

Shooting By Period		
1 st FG%	20-40	50.0%
3PT%	9-17	52.9%
FT%	2-3	66.7%
2 nd FG%	16-29	55.2%
3PT%	6-12	50.0%
FT%	15-21	71.4%
GM FG%	36-69	52.2%
3PT%	15-29	51.7%
FT%	17-24	70.8%
Dead Ball Rebounds: 4, 0		

Technical Fouls: NONE

Points from			Period by Period Scoring		
	1 st	2 nd	TOT		
ALA	31	36	67	ALA	37
UNC	37	39	76	UNC	37

Technical Fouls: NONE

Points from			Period by Period Scoring		
	1 st	2 nd	TOT		
ALA	36	53	89	ALA	51
IST	51	53	104	IST	53

GAME 7

Official Basketball Box Score - Final
Southern Miss. at Alabama
 11/30/19 Atlantis Imperial Arena, Paradise Island
 2019-20 Men's Basketball
 Game Time: 2:30 AM
 Game Duration: 2:13
 Attendance: 1,159
 Officials: Mike Reed, Tim Gattis, Todd Austin

Southern Miss. - 68

NO. Name	Min	FG	3P	FT	Rebounds	Fouls	TP	AS	TO	ST	Blocks	±
		M-A	M-A	M-A	OR DR TOT	PF	FD				BS BA	
5 Artur Konontsk	F 17:22	2-4	2-4	0-2	2 2 2	1 2 8	0 1	1	1	0	0 0	-9
13 Boban Jaconomi	F 12:05	2-3	0-0	0-0	3 1 4	3 0 4	0 3	0	0	0	0 0	-11
32 Leonard Harper-Baker	F 32:27	5-9	0-1	1-1	0 4 4	3 4 11	2 3	4	1	0	0 0	-11
0 Gabe Watson	G 37:19	8-13	0-1	3-3	0 2 2	1 4 19	2 3	2	0	0	0 0	-17
10 Jay Malone	G 34:04	3-6	0-2	3-4	0 4 4	4 3 9	1 2	0	0	0	0 0	-18
11 LaDavidus Draine	15:51	2-8	1-4	0-0	0 0 0	1 0 5	1 1	0	0	0	0 0	-6
14 Tyler Stevenson	28:39	4-10	0-0	2-6	1 6 7	4 3 10	3 1	2	1	1	1 1	-11
20 Hunter Dean	06:03	0-0	0-0	0-1	0 0 1	0 2 2	0 0	1	0	0	0 0	3
4 David McCoy	05:56	0-0	0-0	0-0	0 0 0	0 0 0	0 0	0	0	0	0 0	0
21 Austin Leslie	07:56	0-0	0-0	0-0	1 0 1	0 0 0	0 0	0	0	0	0 0	0
15 Clay Weatherpoon	00:46	0-0	0-0	0-0	0 0 0	0 0 0	0 0	0	0	0	0 0	0
22 Bill Muehr	00:46	0-0	0-0	0-0	0 0 0	0 0 0	0 0	0	0	0	0 0	0
25 Jerrod Rigby	00:46	0-0	0-0	0-0	0 0 0	0 0 0	0 0	0	0	0	0 0	0
Team					4 2 6		0	1	0	1	0 1	
Totals		26-53	3-12	13-20	10 21 31	19 18 68	11 16	10 2	1	15		

Shooting By Period		
1 st FG%	12-30	40.0%

2019-20 BOX SCORES

GAME 9



Official Basketball Box Score - Final
Alabama at Penn State
 12/14/19 Bryce Jordan Center
 2019-20 Men's Basketball

Game Time: 7:00 PM
 Game Duration: 2:21
 Attendance: 7,736

Officials: Terry Wymer, Bill Ek, Donnie Epley

Alabama - 71		Record: 4-5											
NO. Name	Min	FG M-A	3P M-A	FT M-A	Rebounds OR DR TOT	Fouls PF FD	TP	AS	TO	ST	Blocks BS BA	+/-	
0 Javian Davis	F 11:44	3-5	0-1	2-5	2 2 4	4 3 8	0	1	0	0	0 0	-5	
3 Alex Reese	F 29:05	4-11	3-8	1-2	2 6 8	2 2 12	1	0	0	0	1 6	6	
1 Herbert Jones	G 32:28	3-12	0-1	0-2	2 7 9	2 2 6	2	2	3	1	3 0	-7	
2 Kira Lewis Jr.	G 36:10	3-18	1-8	0-0	1 6 7	2 1 7	6	4	1	1	3 0	0	
23 John Petty Jr.	G 19:38	3-7	1-4	0-0	2 4 6	5 0 7	0	1	0	0	0 0	-6	
5 Jaden Shackelford	G 27:39	3-10	1-6	0-0	1 3 4	1 1 7	2	1	0	0	0 0	0	
11 James Bolden	25:29	5-10	2-4	3-3	2 1 3	3 3 15	1	1	0	0	0 0	3	
30 Galin Smith	08:20	2-2	0-0	0-0	0 0 0	0 0 4	0	0	0	1	0 0	-3	
12 Jaylen Forbes	09:27	1-2	1-2	2-2	1 3 4	1 2 5	0	0	0	0	0 0	2	
Team					1 1 2		0	0					
Totals		27-77	9-34	8-14	14 33 47	22 14 71	12	10	5	2	7 2	-2	

Shooting By Period		
1 st FG%	14-39	35.9%
2 nd FG%	13-38	34.2%
3 rd FG%	3-15	20.0%
4 th FG%	2-7	28.6%
FT%	8-14	57.1%
Dead Ball Rebounds: 2, 0		

Penn State - 73		Record: 9-2											
NO. Name	Min	FG M-A	3P M-A	FT M-A	Rebounds OR DR TOT	Fouls PF FD	TP	AS	TO	ST	Blocks BS BA	+/-	
11 Lamar Stevens	F 38:42	6-16	0-4	6-9	0 11 11	1 8 18	6	4	2	5	0 6	6	
33 Nick Muszynski	C 22:06	2-6	0-1	3-7	3 7 10	4 5 7	1	1	1	1	2 0	10	
0 Myreon Jones	G 30:09	5-13	2-5	5-5	1 4 5	1 5 17	2	2	2	0	2 8	8	
2 Myles Dread	G 26:07	3-8	3-7	0-0	1 1 2	0 9 9	2	1	0	0	0 0	-16	
5 Jamari Wheeler	G 22:54	0-0	0-0	0-0	2 2 4	0 0 0	1	4	1	0	0 0	-13	
12 Iziah Brockington	20:30	1-7	0-2	2-2	1 3 4	2 0 4	0	2	0	0	0 8	8	
21 John Harrar	10:02	0-0	0-0	0-0	0 2 2	0 1 0	1	0	0	0	0 0	-4	
4 Curtis Jones	21:66	6-11	3-6	3-3	1 5 6	2 2 18	1	2	0	0	0 16	16	
1 Seth Lundy	06:28	0-1	0-1	0-0	1 1 1	0 1 0	0	0	0	0	0 0	-6	
15 Trent Butrick	01:46	0-1	0-1	0-0	1 0 1	0 0 0	0	0	0	0	0 0	1	
Team					3 3 6		0						
Totals		23-63	8-27	19-26	11 39 50	14 22 73	14	16	6	7	2 2	2	

Technical Fouls: NONE												
Points from Turnovers	ALU		PSU		Period by Period Scoring							
	9 (1 st 3:09)		5 (2 nd 4:17)		1st 2nd TOT							
Best Scoring Run	12 (1 st 4:25)		9 (2 nd 4:17)		ALU 40 31 71							
Lead Changes	3		6		PSU 34 39 73							
Times Tied	6		19									
Time with Lead	24:19		11:40									

GAME 10



Official Basketball Box Score - Final
Alabama at Samford
 12/19/19 Legacy Arena, Birmingham, Ala.
 2019-20 Men's Basketball

Game Time: 6:00 AM
 Game Duration: 2:04
 Attendance: 5,476

Officials: Tim Gattis, John Hampton, Bart Lenox

Alabama - 105		Record: 5-5											
NO. Name	Min	FG M-A	3P M-A	FT M-A	Rebounds OR DR TOT	Fouls PF FD	TP	AS	TO	ST	Blocks BS BA	+/-	
0 Javian Davis	F 13:30	3-4	0-0	0-0	2 3 5	5 0 6	1	3	2	2	0 25	25	
3 Alex Reese	F 22:50	5-9	4-8	2-2	1 1 2	0 1 16	2	0	1	1	0 18	18	
1 Herbert Jones	G 27:22	2-5	0-0	5-6	2 5 7	2 3 9	9	7	1	0	0 24	24	
2 Kira Lewis Jr.	G 37:33	4-10	1-3	2-2	1 4 5	4 3 11	5	5	3	0	1 18	18	
23 John Petty Jr.	G 34:28	12-18	10-13	5-6	0 10 10	1 3 39	2	3	2	0	0 19	19	
5 Jaden Shackelford	28:16	2-7	1-5	8-8	0 2 2	0 6 13	2	1	1	1	1 0	0	
11 James Bolden	17:48	4-9	1-5	0-0	1 0 1	3 3 9	1	2	0	0	1 0	-8	
30 Galin Smith	10:45	0-1	0-0	0-2	1 1 2	1 1 0	0	0	0	1	0 0	-12	
12 Jaylen Forbes	07:28	1-1	0-0	0-0	1 0 1	1 0 2	0	0	0	0	0 0	6	
Team					0 2 2		0	0					
Totals		33-64	17-34	22-26	9 28 37	17 20 105	20	16	10	4	3 18	18	

Shooting By Period		
1 st FG%	11-19	57.9%
2 nd FG%	14-33	42.4%
3 rd FG%	6-15	40.0%
4 th FG%	14-14	100%
GM FG%	33-64	51.6%
FT%	17-34	50.0%
Dead Ball Rebounds: 2, 0		

Samford - 87		Record: 6-7											
NO. Name	Min	FG M-A	3P M-A	FT M-A	Rebounds OR DR TOT	Fouls PF FD	TP	AS	TO	ST	Blocks BS BA	+/-	
21 Robert Allen	F 35:11	7-14	3-6	0-1	4 6 10	3 5 17	3	2	0	2	0 0	-22	
24 Jalen Dupree	F 26:46	6-8	2-3	2-2	2 1 3	4 3 16	1	3	1	1	0 10	-10	
00 Brandon Austin	G 33:39	8-20	2-9	3-3	0 2 2	2 2 21	0	0	2	0	0 1	-19	
3 Josh Sharkey	G 35:29	6-12	1-4	5-6	0 4 4	4 6 18	15	7	3	0	2 24	24	
5 Deandre Thomas	G 35:46	1-5	1-4	0-0	0 6 6	2 0 3	0	2	0	0	0 0	-18	
22 Logan Dye	09:11	1-3	0-0	0-0	1 3 4	3 0 2	0	3	0	0	0 0	-11	
23 Donte Tatum	15:51	2-3	0-1	2-2	1 1 2	1 2 1 6	0	0	0	0	0 0	5	
34 Logan Padgett	05:37	2-3	0-1	0-0	0 0 0	0 0 4	0	0	1	0	0 0	4	
1 J.P. Robinson	02:30	0-0	0-0	0-0	0 0 0	0 0 0	0	0	0	0	0 0	5	
Team					1 1 2		0						
Totals		33-68	9-28	12-14	9 24 33	20 17 87	19	19	6	3	4 18	18	

Shooting By Period		
1 st FG%	13-29	44.8%
2 nd FG%	3-12	25.0%
3 rd FG%	8-8	100%
4 th FG%	3-6	50.0%
GM FG%	33-68	48.5%
FT%	9-28	32.1%
Dead Ball Rebounds: 0, 0		

Technical Fouls: NONE												
Points from Turnovers	ALA		SAM		Period by Period Scoring							
	25 (1 st 2:18)		0 (1 st 20:00)		1st 2nd TOT							
Best Scoring Run	13 (1 st 18:01)		9 (2 nd 16:14)		ALU 40 31 71							
Lead Changes	9		10		PSU 37 50 87							
Times Tied	0		11									
Time with Lead	39:45		00:00									

GAME 11



Official Basketball Box Score - Final
Belmont at Alabama
 12/21/19 Von Braun Center, Huntsville, Ala.
 2019-20 Men's Basketball

Game Time: 8:30 PM
 Game Duration: 1:49
 Attendance: 5,712

Officials: Todd Austin, Brian Shey, Stephen Okrus, Jr.

Belmont - 72		Record: 8-4											
NO. Name	Min	FG M-A	3P M-A	FT M-A	Rebounds OR DR TOT	Fouls PF FD	TP	AS	TO	ST	Blocks BS BA	+/-	
00 Tyler Scanlon	F 34:17	7-10	4-7	2-2	3 5 8	2 2 20	1	4	0	0	0 0	-17	
33 Nick Muszynski	C 25:51	7-11	1-3	2-2	0 6 6	2 3 17	0	2	1	1	1 0	-19	
2 Grayson Murphy	G 32:05	5-12	0-1	1-3	1 4 5	4 3 11	6	1	2	0	3 0	-12	
5 Adam Kunkel	G 34:14	7-21	2-8	0-0	1 2 3	5 3 16	0	2	3	0	0 0	-15	
24 Michael Benkert	G 21:33	0-3	0-2	0-0	1 2 3	0 0 0	0	1	0	0	0 0	-29	
50 Seth Adelsperger	13:21	1-1	0-0	0-0	2 3 5	2 1 2	0	0	0	0	2 0	-1	
22 Ben Sheppard	06:59	0-1	0-0	2-2	0 1 1	3 2 2	0	0	0	0	0 0	1	
14 Nick Hopkins	15:11	2-9	0-6	0-0	1 1 0	0 4 1	1	0	0	0	0 0	-3	
20 Tate Pierson	06:49	0-1	0-1	0-0	1 1 0	3 0 0	0	1	0	0	0 0	-3	
1 Mitch Listau	09:40	0-3	0-2	0-0	0 0 0	0 0 0	0	1	1	0	1 0	-2	
Team					1 4 5		0						
Totals		29-72	7-30	7-9	9 28 37	21 14 72	9	12	7	4	4 0	-20	

Shooting By Period		
1 st FG%	16-37	43.2%
2 nd FG%	13-35	37.1%
3 rd FG%	4-17	23.5%
4 th FG%	2-7	28.6%
FT%	7-9	77.8%
Dead Ball Rebounds: 1, 0		

Alabama - 92		Record: 6-5											
NO. Name	Min	FG M-A	3P M-A	FT M-A	Rebounds OR DR TOT	Fouls PF FD	TP	AS	TO	ST	Blocks BS BA	+/-	
3 Alex Reese	F 16:04	4-10	3-8	2-2	1 4 5	1 3 13	2	0	0	0	1 0	11	
1 Herbert Jones	G 37:08	6-10	1-3	2-3	1 5 6	2 7 15	5	3	0	0	0 22	22	
2 Kira Lewis Jr.	G 34:57	5-12	1-4	4-6	1 6 7	3 3 15	8	1	2	1	1 19	19	
5 Jaden Shackelford	G 25:28	6-12	4-6	0-0	0 2 2	3 3 0	16	0	1	0	0 1	32	
23 John Petty Jr.	G 35:45	5-8	4-7	0-0	1 10 11	0 2 14	4	2	2	0	0 20	20	
0 Javian Davis	18:34	5-7	0-0	2-5	2 4 6	0 4 12	0	1	0	0	1 12	12	
30 Galin Smith	08:12	1-1	0-0	0-0	1 1 2	0 0 2	0	2	0	0	1 0	-9	
12 Jaylen Forbes	06:52	1-3	0-2	0-0	0 1 1	2 0 2	1	0	0	0	1 0	3	
11 James Bolden	17:00	1-4	1-2	0-0	1 0 1	1 2 3	0	3					

2019-20 BOX SCORES

GAME 13



Official Basketball Box Score - Final
Alabama at Florida
 01/04/20 Exactech Arena at Stephen C. O'Connell Center, Gainesville
 2019-20 Men's Basketball

Game Time: 11:00 PM
 Game Duration: 3:08
 Attendance: 9,350

		Record: 7-6 (1-1)														
NO. Name	Min	FG M-A	3P M-A	FT M-A	Rebounds		Fouls		TP	AS	TO	ST	Blocks BS BA	+/-		
					OR	DR	PF	FD								
30 Galin Smith	F 13:26	3-4	0-0	1-2	2	1	3	5	1	7	0	2	0	0	0	4
1 Herbert Jones	G 45:18	5-9	0-0	5-8	2	7	9	5	15	4	2	2	0	1	1	5
2 Kira Lewis Jr.	G 45:46	7-25	2-8	1-2	2	4	6	2	17	3	2	4	1	3	6	-6
5 Jaden Shackelford	G 28:30	4-10	3-5	0-0	2	4	6	3	1	11	1	1	0	2	-6	-6
23 John Petty Jr.	G 43:26	6-14	4-10	3-4	0	7	7	3	19	2	1	1	0	0	-15	-15
0 Javian Davis	16:14	0-0	0-0	0-2	0	2	4	5	1	0	1	0	0	0	0	9
11 James Bolden	34:27	3-10	2-8	7-8	0	3	3	4	15	1	1	0	0	0	0	-6
3 Alex Reese	22:53	3-4	2-3	6-8	0	3	3	2	4	14	0	2	0	1	0	3
Team					3	2	5		0	0	0					
Totals		31-76	13-34	23-34	13	33	46	29	19	98	11	12	7	2	6	-6

Technical Fouls: NONE

Dead Ball Rebounds: 4.0

GAME 14



Official Basketball Box Score - Final
Mississippi St. at Alabama
 01/09/20 Coleman Coliseum, Tuscaloosa
 2019-20 Men's Basketball

Game Time: 12:50 AM
 Game Duration: 2:04
 Attendance: 9,938

		Record: 9-5 (0-2)														
NO. Name	Min	FG M-A	3P M-A	FT M-A	Rebounds		Fouls		TP	AS	TO	ST	Blocks BS BA	+/-		
					OR	DR	PF	FD								
1 Reggie Perry	F 22:59	5-11	1-3	3-4	2	3	5	5	4	14	2	1	2	0	1	-2
24 Abdul Ado	F 27:27	1-4	0-0	1-2	4	4	8	4	1	3	0	2	0	2	0	-25
0 Nick Weatherspoon	G 29:04	7-14	0-1	6-10	1	3	4	5	7	20	2	0	0	0	1	-19
12 Robert Woodard II	G 33:48	6-11	1-1	1-3	1	8	9	2	2	14	1	2	2	0	-21	
23 Tyson Carter	G 30:05	4-16	1-5	0-0	0	1	1	3	1	9	2	1	1	1	0	-5
3 D.J. Stewart Jr.	G 27:22	1-6	0-3	0-0	0	2	3	1	1	2	1	1	0	0	1	-19
5 Iverson Molinar	15:53	2-6	1-1	2-2	1	0	1	5	7	1	1	0	0	0	3	-5
22 KeyShawn Feazell	13:22	0-1	0-1	0-0	1	2	3	0	0	0	1	1	0	0	0	-9
Team					4	0	4		0	0	0					
Totals		26-69	4-15	13-21	15	23	38	25	17	69	9	11	5	3	6	-21

Technical Fouls: NONE

Dead Ball Rebounds: 4.0

		Record: 9-4 (1-0)														
NO. Name	Min	FG M-A	3P M-A	FT M-A	Rebounds		Fouls		TP	AS	TO	ST	Blocks BS BA	+/-		
					OR	DR	PF	FD								
11 Keyontae Johnson	F 33:00	3-5	2-3	2-2	2	10	12	4	2	10	4	1	1	0	0	19
24 Kerry Blackshear	F 34:54	6-13	2-5	10-11	6	10	16	4	8	24	1	1	1	1	1	10
2 Andrew Nembhard	G 41:01	8-19	1-5	8-9	0	0	0	4	8	25	4	4	1	0	1	8
10 Noah Locke	G 44:35	6-9	2-5	4-7	0	3	3	1	3	18	1	1	1	0	0	13
5 Omar Payne	30:37	2-6	0-0	0-0	1	3	4	2	1	4	0	0	2	2	0	3
23 Scottie Lewis	32:21	4-11	1-3	6-6	3	7	10	1	4	15	1	2	1	3	0	-8
21 Donlay Bassett	03:46	0-2	0-0	0-0	0	1	1	0	1	0	0	0	0	0	0	2
1 Tre Mann	08:21	1-1	0-0	0-0	0	1	1	2	2	6	0	4	0	0	0	-15
0 Oues Glover	21:25	3-10	0-2	0-1	0	1	1	2	2	6	0	0	0	0	0	-2
33 Jason Jitohou	00:00															
Team					1	3	4		0	0	0					
Totals		33-76	8-23	30-36	13	39	52	20	29	104	11	13	7	6	2	6

Technical Fouls: Coach 2nd 12:00

Dead Ball Rebounds: 3.0

		Record: 8-6 (1-1)														
NO. Name	Min	FG M-A	3P M-A	FT M-A	Rebounds		Fouls		TP	AS	TO	ST	Blocks BS BA	+/-		
					OR	DR	PF	FD								
3 Alex Reese	F 22:40	2-4	0-2	1-2	0	5	1	2	5	0	3	0	3	0	1	-2
30 Galin Smith	F 22:41	5-8	0-0	1-2	2	2	4	1	1	11	2	0	0	1	1	21
1 Herbert Jones	G 19:55	3-5	0-0	3-6	1	4	5	6	9	2	1	0	0	0	0	21
2 Kira Lewis Jr.	G 36:20	5-10	1-3	6-6	1	7	8	3	5	17	4	3	1	0	1	22
23 John Petty Jr.	G 34:34	6-10	4-7	2-2	0	6	6	0	1	18	3	1	1	0	0	12
0 Javian Davis	11:33	0-2	0-1	4-8	3	1	4	0	4	4	1	0	0	1	0	-4
5 Jaden Shackelford	18:53	2-10	2-6	4-5	0	2	2	0	3	10	1	1	0	0	1	5
11 James Bolden	19:17	4-5	2-2	1-1	1	1	2	4	1	11	1	1	1	1	0	16
12 Jaylen Forbes	09:52	1-2	1-2	2-2	1	2	3	4	2	5	0	1	0	0	0	11
15 Tyler Barnes	01:25	0-0	0-0	0-0	0	0	0	0	0	0	0	0	0	0	0	0
21 Britton Johnson	01:25	0-1	0-1	0-0	0	0	0	0	0	0	0	0	0	0	0	0
35 Raymond Hawkins	01:25	0-0	0-0	0-0	0	0	0	0	0	0	0	0	0	0	0	0
Team					1	2	3		0	0	0					
Totals		28-57	10-24	24-34	10	32	42	17	25	90	14	10	3	6	3	21

Technical Fouls: NONE

Dead Ball Rebounds: 6.0

	AL	UF	Points from Turnovers	ALA	UF	Period by Period Scoring	1st			2nd			OT		
							TOT	1st	2nd	TOT	1st	2nd	TOT		
Biggest lead	21	6	15	18	18	15	3	4	0	6	9	6	9	9	9
Best Scoring Run	14	13	21	34	40	ALA	46	37	9	6	98				
Lead Changes	3			14	21	UF	32	51	9	12	104				
Times Tied	9														
Time with Lead	37:08	06:30													

	MSU	UA	Points from Turnovers	MSU	UA	Period by Period Scoring	1st			2nd			TOT		
							TOT	1st	2nd	TOT	1st	2nd	TOT		
Biggest lead	3	23	15	21	21	MSU	34	35	69						
Best Scoring Run	5	11	33	36	34	UA	42	48	90						
Lead Changes	6			10	6										
Times Tied	1														
Time with Lead	02:12	35:43													

GAME 15



Official Basketball Box Score - Final
Alabama at Kentucky
 01/11/20 Rupp Arena, Lexington, Ky.
 2019-20 Men's Basketball

Game Time: 5:00 PM
 Game Duration: 1:56
 Attendance: 20,407

		Record: 8-7 (1-2)														
NO. Name	Min	FG M-A	3P M-A	FT M-A	Rebounds		Fouls		TP	AS	TO	ST	Blocks BS BA	+/-		
					OR	DR	PF	FD								
3 Alex Reese	F 22:49	2-5	0-2	2-2	2	3	5	1	1	6	2	2	0	0	-12	
30 Galin Smith	F 14:34	2-5	0-0	0-0	1	0	1	3	0	4	0	0	0	0	-12	
1 Herbert Jones	G 34:29	8-20	0-2	2-5	5	2	7	3	5	18	4	1	1	0	3	
2 Kira Lewis Jr.	G 37:09	4-11	0-1	2-3	1	7	8	2	5	10	4	2	0	1	0	-5
23 John Petty Jr.	G 35:41	6-15	3-8	1-2	2	5	7	2	1	16	1	2	0	4	-15	
0 Javian Davis	15:19	2-4	0-0	0-0	1	2	3	2	0	4	0	1	1	1	0	4
5 Jaden Shackelford	18:54	1-4	0-0	1-1	0	3	4	0	2	0	0	0	0	0	2	
11 James Bolden	18:01	2-11	0-6	0-0	0	1	1	1	0	4	3	0	1	0	0	
12 Jaylen Forbes	03:04	1-1	1-1	0-0	0	0	0	0	1	3	0	0	0	0	1	
Team					3	5	8		0	0	0					
Totals		28-76	4-21	7-12	16	28	44	14	13	67	14	8	3	6	8	

Technical Fouls: NONE

Dead Ball Rebounds: 3.0

GAME 16



Official Basketball Box Score - Final
Alabama at Auburn
 01/16/20 Coleman Coliseum, Tuscaloosa
 2019-20 Men's Basketball

Game Time: 2:00 AM
 Game Duration: 2:22
 Attendance: 14,474

		Record: 15-1 (3-1)												
NO. Name	Min	FG M-A	3P M-A	FT M-A	Rebounds		Fouls		TP	AS	TO	ST	Blocks BS BA	+/-
					OR	DR	PF	FD						
3 Danjel Purifoy	F 26:36	2-6	2-5	2-2	1	2	3	1	1	8	0	0	0	

2019-20 BOX SCORES

GAME 17

Official Basketball Box Score - Final
Missouri at Alabama
01/18/20 Coleman Coliseum, Tuscaloosa
2019-20 Men's Basketball

Game Time: 8:30 PM
Game Duration: 2:00
Attendance: 10,950

Missouri - 74		Record: 9-6 (1-4)		Officials: Doug Shows, Byron Jarrett, Garrick Shannon								
NO. Name	Min	FG M-A	3P M-A	FT M-A	Rebounds OR DR TOT	Fouls PF FD	TP	AS	TO	ST	Blocks BS BA	+/-
5 Mitchell Smith	F 14:09	1-3	0-0	2-2	4 2 6	4 2 4	0	0	0	0	0	-3
14 Reed Nikko	F 17:31	2-6	0-0	4-4	4 1 5	1 2 8	1	2	0	0	1	1
4 Javon Pickett	G 29:42	0-5	0-1	0-0	2 3 5	3 1 0	2	1	0	1	0	-10
12 Dru Smith	G 37:33	5-14	1-2	7-7	1 2 3	6 3 18	2	0	4	0	3	-11
13 Mark Smith	G 30:07	4-14	3-11	4-4	0 4 4	2 2 15	0	4	1	0	0	-10
24 Kobe Brown	24:30	5-7	0-2	1-1	1 4 5	4 1 11	0	1	1	0	0	-13
00 Torrence Watson	19:30	1-3	1-2	2-2	0 1 1	4 2 5	0	2	0	0	1	0
1 Xavier Pinson	19:58	1-8	0-2	1-0	0 2 2	2 4 11	1	1	2	2	0	-7
2 Tray Jackson	05:13	0-1	0-0	2-2	0 0 0	0 0 0	1	2	0	1	0	-12
15 Axel Okongo	01:05	0-0	0-0	0-0	0 0 0	0 0 0	0	0	0	0	0	-6
42 Parker Braun	00:42	0-0	0-0	0-0	0 0 0	0 0 0	0	0	0	0	0	1
Totals		19-61	5-20	31-31	12 24 36	23 21 74	6	13	7	1	5	-14

Alabama - 88		Record: 10-7 (3-2)		Technical Fouls:NONE								
NO. Name	Min	FG M-A	3P M-A	FT M-A	Rebounds OR DR TOT	Fouls PF FD	TP	AS	TO	ST	Blocks BS BA	+/-
3 Alex Reese	F 27:02	6-10	4-8	1-2	0 5 5	0 1 17	1	0	0	0	0	9
1 Herbert Jones	G 28:44	2-3	0-1	1-2	4 8 12	4 7 11	3	1	3	1	0	21
2 Kira Lewis Jr.	G 33:34	3-9	0-3	4-4	0 4 4	4 3 10	7	6	2	1	0	17
5 Jaden Shackelford	G 29:09	5-12	3-9	4-4	1 2 3	1 4 4	17	3	1	1	0	16
23 John Petty Jr.	G 36:09	6-12	4-10	4-6	1 5 6	1 4 20	2	3	0	1	0	7
12 Jaylen Forbes	13:30	1-5	1-5	0-0	1 0 1	3 0 3	0	1	1	0	0	-9
0 Javian Davis	07:37	1-2	0-0	0-0	1 1 2	2 0 2	0	1	0	0	1	-1
11 James Bolden	08:52	1-3	1-3	5-6	0 1 1	5 4 8	2	1	0	0	0	7
30 Galin Smith	15:23	0-0	0-0	0-0	1 2 3	1 0 0	0	0	0	2	0	3
Totals		25-56	13-39	25-30	9 30 39	22 23 88	18	14	7	5	1	14

Shooting By Period	1 st FG% 16-33 48.5%	2 nd FG% 9-23 39.1%	3 rd FG% 2-14 14.3%	4 th FG% 25-56 44.6%
	3PT% 4-7 57.1%	3PT% 5-18 27.8%	3PT% 6-11 54.5%	3PT% 13-39 33.3%
	FT% 1-25 4.0%	FT% 2-25 8.0%	FT% 1-25 4.0%	FT% 13-39 33.3%

GAME 18

Official Basketball Box Score - Final
Alabama at Vanderbilt
01/23/20 Memorial Gymnasium, Nashville
2019-20 Men's Basketball

Game Time: 2:00 AM
Game Duration: 2:02
Attendance: 9,019

Alabama - 77		Record: 11-7 (4-2)		Officials: Keith Kimble, Lee Cassel, Todd Austin								
NO. Name	Min	FG M-A	3P M-A	FT M-A	Rebounds OR DR TOT	Fouls PF FD	TP	AS	TO	ST	Blocks BS BA	+/-
3 Alex Reese	F 23:53	1-5	0-0	0-0	1 3 4	4 0 2	0	3	0	2	0	2
1 Herbert Jones	G 23:09	2-2	0-0	6-7	2 3 5	5 5 10	5	0	1	2	0	30
2 Kira Lewis Jr.	G 34:44	6-13	1-4	3-5	2 5 7	3 3 16	5	7	2	0	3	17
5 Jaden Shackelford	G 28:48	3-8	2-6	7-8	0 7 7	3 5 15	1	2	1	0	0	2
23 John Petty Jr.	G 35:15	8-14	5-10	2-3	2 8 10	1 2 23	1	6	0	0	0	14
11 James Bolden	21:15	2-6	0-4	0-2	0 2 2	3 1 6	0	3	0	0	2	3
30 Galin Smith	12:08	1-1	0-0	1-2	3 1 4	1 2 3	0	0	0	0	0	-1
12 Jaylen Forbes	08:35	0-1	0-1	0-1	0 3 3	1 3 0	0	0	0	0	0	-5
0 Javian Davis	12:13	1-2	0-0	0-1	1 6 7	1 2 2	0	3	1	3	0	13
Totals		24-52	10-29	19-29	13 38 51	22 23 77	12	25	5	7	5	15

Vanderbilt - 62		Record: 8-10 (0-5)		Technical Fouls:NONE								
NO. Name	Min	FG M-A	3P M-A	FT M-A	Rebounds OR DR TOT	Fouls PF FD	TP	AS	TO	ST	Blocks BS BA	+/-
1 Dylan Disu	F 28:33	7-14	3-10	4-5	1 5 6	4 5 21	1	1	2	0	0	-13
0 Saben Lee	G 35:49	4-17	0-2	11-12	0 3 3	1 13 19	3	4	4	0	2	-18
3 Maxwell Evans	G 33:43	0-6	0-0	0 2 3	0 0 0	0 1 0	0	0	1	0	0	-3
4 Jordan Wright	G 22:18	3-6	0-2	0-0	1 1 2	3 0 6	3	2	4	0	1	-12
11 Braelee Albert	G 18:29	0-2	0-0	0 1 1	1 2 1	1 0 0	0	0	0	1	0	-3
50 Ejike Obinna	14:07	1-2	0-0	0-0	1 3 4	2 0 2	0	0	0	0	0	-14
2 Scotty Pippin Jr.	29:07	4-14	2-3	0-0	0 2 2	5 0 10	1	2	1	1	4	-11
55 Oton Jankovic	07:56	0-2	0-0	0-0	0 2 2	3 1 0	0	0	0	0	0	-4
0 Javian Davis	02:54	0-0	0-0	0-1	0 0 0	1 0 1	0	0	0	0	0	0
13 Matthew Moyer	09:04	1-2	0-1	2-2	1 1 0	1 1 4	0	0	1	3	0	3
Totals		20-65	5-26	17-20	9 23 32	24 22 62	8	11	13	5	7	-15

Shooting By Period	1 st FG% 12-36 33.3%	2 nd FG% 24-52 46.2%	3 rd FG% 20-65 30.8%	4 th FG% 7-16 43.8%
	3PT% 3-15 20.0%	3PT% 5-29 17.2%	3PT% 13-39 33.3%	3PT% 4-7 57.1%
	FT% 4-25 16.0%	FT% 2-25 8.0%	FT% 13-39 33.3%	FT% 1-25 4.0%

GAME 19

Official Basketball Box Score - Final
Kansas St. at Alabama
01/25/20 Coleman Coliseum, Tuscaloosa
2019-20 Men's Basketball

Game Time: 11:00 PM
Game Duration: 2:16
Attendance: 11,824

Kansas St. - 74		Record: 8-11		Officials: Don Daly, Jeffrey Anderson, Vladimir Voyar-Tadal								
NO. Name	Min	FG M-A	3P M-A	FT M-A	Rebounds OR DR TOT	Fouls PF FD	TP	AS	TO	ST	Blocks BS BA	+/-
14 Makol Mawien	F 31:18	5-9	0-0	3-4	7 5 12	2 3 13	1	3	0	1	2	9
20 Xavier Sneed	F 32:58	4-16	3-9	3-5	4 2 6	4 2 14	3	2	1	0	1	7
23 Montavious Murphy	F 28:02	4-10	2-5	0-2	3 5 8	4 1 10	0	0	1	1	0	-2
3 Dajuan Gordon	G 21:34	3-6	0-1	0-0	4 4 8	5 0 6	3	3	1	0	0	-7
4 David Sloan	G 11:51	1-3	0-0	3-4	0 1 1	5 2 5	1	0	0	0	0	-5
34 Levi Stockard III	11:08	1-3	0-0	0-0	0 1 0	2 0 2	0	1	0	1	0	-12
2 Cartier Diarra	28:06	6-19	3-10	2-2	0 2 2	3 4 17	4	2	2	2	0	4
00 Mike McGuiri	30:23	2-8	2-4	1-2	2 2 4	3 3 7	4	1	0	0	0	-1
24 Pierson McAtee	04:40	0-0	0-0	0-0	0 0 0	0 1 0	0	0	0	0	0	-5
Totals		26-74	10-29	12-19	22 23 45	28 16 74	16	13	5	2	8	-3

Alabama - 77		Record: 12-7		Technical Fouls:NONE								
NO. Name	Min	FG M-A	3P M-A	FT M-A	Rebounds OR DR TOT	Fouls PF FD	TP	AS	TO	ST	Blocks BS BA	+/-
3 Alex Reese	F 26:07	4-10	2-6	1-2	0 3 3	0 1 11	0	1	1	3	0	4
1 Herbert Jones	G 33:53	2-6	0-1	6-9	0 3 3	3 5 10	1	4	0	1	2	8
2 Kira Lewis Jr.	G 36:18	8-12	2-5	8-8	0 7 7	1 5 26	3	4	2	3	0	8
5 Jaden Shackelford	G 31:43	3-6	2-5	4-4	0 7 7	1 8 11	2	3	0	0	0	5
23 John Petty Jr.	G 31:10	3-6	2-4	3-7	0 3 3	5 5 11	2	1	3	1	0	0
11 James Bolden	17:38	0-1	0-1	3-3	0 1 1	3 2 3	1	2	2	0	0	0
30 Galin Smith	14:43	1-1	0-0	1-2	1 3 4	2 1 3	0	0	0	0	0	6
12 Jaylen Forbes	03:53	0-1	0-0	2-2	1 0 1	1 1 2	0	0	0	0	0	-8
0 Javian Davis	04:35	0-0	0-0	0-0	0 0 0	1 0 0	0	1	1	0	0	-8
Totals		21-43	8-22	27-37	3 30 33	17 28 77	9	16	9	8	2	3

Shooting By Period	1 st FG% 9-20 45.0%	2 nd FG% 14-18 77.8%	3 rd FG% 12-23 52.2%	4 th FG% 21-43 48.8%
	3PT% 4-9 44.4%	3PT% 6-11 54.5%	3PT% 13-39 33.3%	3PT% 8-22 36.4%
	FT% 1-25 4.0%	FT% 2-25 8.0%	FT% 13-39 33.3%	FT% 1-25 4.0%

GAME 20

Official Basketball Box Score - Final
Alabama at LSU
01/30/20 Maravich Assembly Center, Baton Rouge, LA
2019-20 Men's Basketball

Game Time: 12:00 AM
Game Duration: 1:49
Attendance: 10,871

Alabama - 76		Record: 12-6 (4-3)		Officials: Pat Adams, Terry Ogleby, Bart Lenox								
NO. Name	Min	FG M-A	3P M-A	FT M-A	Rebounds OR DR TOT	Fouls PF FD	TP	AS	TO	ST	Blocks BS BA	+/-
3 Alex Reese	F 29:30	7-14	3-10	0-0	1 2 3	2 0 17	2	0	0	2	0	-9
30 Galin Smith	F 10:45	1-3	0-0	0-2	1 2 3	1 1 2	0	0	1	1	0	-14
1 Herbert Jones	G 33:02	3-8	0-2	1-3	3 5 8	3 5 7	2	0	1	0	0	-13
2 Kira Lewis Jr.	G 35:12	6-12	1-4	0-0	0 2 2	3 0 13	8	2	0	0	0	-8
5 Jaden Shackelford	G 37:42	5-14	1-4	0-0	0 2 0	3 3 1	3	2	1	2	0	-12
0 Javian Davis	07:15	2-2	0-0	1-1	1 4 1	5 0 0	0	0	0	1	0	-2
23 John Petty Jr.	32:59	1-7	0-3	2-2	4 3 7							

2019-20 BOX SCORES

GAME 21



Official Basketball Box Score - Final
Arkansas at Alabama
 02/01/20 Coleman Coliseum, Tuscaloosa
 2019-20 Men's Basketball

Game Time: 11:00 PM
 Game Duration: 2:09
 Attendance: 12,461

Officials: Tony Greene, Jason Baker, Josue Nieves

Arkansas - 82		Record: 16-5 (4-4)									
NO. Name	Min	FG M-A	3P M-A	FT M-A	Rebounds OR DR TOT	Fouls PF FD	TP	AS	TO	ST	Blocks BS BA +/-
35 Reggie Chaney	F 24:51	2-4	0-0	4-5	5 6 11	5 6 8	0	1	1	0	1 1
1 Isaiah Joe	G 21:21	0-3	0-0	0 1 1	2 0 0	0 0 0	0	0	0	0	-19
3 Desi Sills	G 39:07	2-6	1-4	2-2	0 1 1	3 1 7	2	3	3	0	1 3
15 Mason Jones	G 38:00	10-20	4-7	6-13	0 5 5	4 9 30	1	2	2	0	0 10
33 Jimmy Whitt Jr.	G 39:09	11-19	0-0	4-4	2 2 4	2 3 26	2	1	4	1	2 6
5 Jalen Harris	3-4	1-2	4-5	0 2 2	4 2 2	2 1 1	1	1	0	0	22
2 Adrio Bailey	05:35	0-3	0-0	0 1 1	0 0 0	0 0 0	1	0	0	2	-2
0 Jeantal Cylla	01:03	0-0	0-0	0 2 2	0 0 0	0 0 0	0	0	0	0	-1
Team					3 4 7						
Totals	28:59	6:16	20:29	11 23 34	19 25 82	7 10 11	1 6 4				

Shooting By Period	
1 st FG%	14-32 43.8%
3PT%	3-11 27.3%
FT%	5-9 55.6%
2 nd FG%	14-27 51.9%
3PT%	3-5 60.0%
FT%	15-20 75%
GM FG%	28-59 47.5%
3PT%	6-16 37.5%
FT%	20-29 69.0%

Dead Ball Rebounds: 3 0

Technical Fouls:NONE

Alabama - 78		Record: 12-9 (4-4)									
NO. Name	Min	FG M-A	3P M-A	FT M-A	Rebounds OR DR TOT	Fouls PF FD	TP	AS	TO	ST	Blocks BS BA +/-
0 Javian Davis	F 19:55	3-3	0-0	5-8	0 2 2	3 4 11	1	0	0	3	0 1
3 Alex Reese	F 27:19	4-7	2-5	4-6	1 6 7	5 2 14	1	2	1	2	0 7
2 Kira Lewis Jr.	G 40:00	4-13	0-5	4-4	1 0 1	4 4 12	3	7	3	0	-4
5 Jaden Shackelford	G 38:34	11-23	5-13	1-1	4 3 7	4 2 28	3	1	0	0	0 0
23 John Petty Jr.	G 37:04	3-8	1-5	1-2	7 9 2	3 3 8	3	4	3	0	0 3
12 Jaylen Forbes	17:30	1-5	0-3	1-2	4 5 9	4 3 3	0	0	0	0	-13
30 Galin Smith	19:38	1-2	0-0	0 1 3	1 4 3	1 2 0	3	0	1	0	-14
Team					0 2 2						
Totals	27:60	8:31	16:24	15 26 41	25 19 78	11 17 7	6 1 4				

Shooting By Period	
1 st FG%	14-30 46.7%
3PT%	4-15 26.7%
FT%	7-7 100%
2 nd FG%	13-30 43.3%
3PT%	4-16 25.0%
FT%	9-17 52.9%
GM FG%	27-60 45.0%
3PT%	8-31 25.8%
FT%	16-24 66.7%

Dead Ball Rebounds: 3 0

Technical Fouls:NONE

Period by Period Scoring				
		1st	2nd	TOT
Ark	36	46	82	
Ala	39	39	78	

Biggest lead	
ARK	7 (2 nd 8:35)
UA	12 (1 st 17:19)

Best Scoring Run	
Ark	9 (1 st 9:46)
UA	12 (1 st 17:19)

Lead Changes	
Ark	11
UA	3

Times Tied	
Ark	3
UA	25:12

Time with Lead	
Ark	12:54
UA	25:12

GAME 22



Official Basketball Box Score - Final
Tennessee at Alabama
 02/05/20 Coleman Coliseum, Tuscaloosa
 2019-20 Men's Basketball

Game Time: 12:00 AM
 Game Duration: 2:11
 Attendance: 9,651

Officials: Chuck Jones, Lee Cassel, K.B. Burdett Jr.

Tennessee - 69		Record: 13-9 (5-4)									
NO. Name	Min	FG M-A	3P M-A	FT M-A	Rebounds OR DR TOT	Fouls PF FD	TP	AS	TO	ST	Blocks BS BA +/-
10 John Fulkerson	F 33:09	8-9	0-0	6-8	1 2 3	1 6 22	0	2	1	3	0 4
34 Uros Plavsic	F 08:03	1-5	0-0	1-2	2 1 3	4 1 3	0	0	1	0	-4
23 Jordan Bowden	G 38:36	5-17	0-6	10-11	2 5 7	0 6 20	2	2	6	0	1 6
25 Santiago Vescovi	G 38:23	2-15	1-5	3-4	3 5 8	2 4 8	5	1	3	0	2 2
35 Yves Pons	G 38:54	5-8	1-2	3-7	8 6 14	1 6 14	0	5	0	3	0 4
3 Drew Pember	08:37	1-4	0-3	0-0	1 1 2	0 1 2	0	1	0	0	-6
13 Jalen Johnson	16:25	0-1	0-1	0-0	0 2 2	2 0 0	0	1	2	0	-7
00 Davonte Gaines	15:21	0-3	0-1	0-0	0 1 1	4 1 0	0	0	0	2	0 1
21 Olivier Nkamhoua	02:32	0-0	0-0	0-0	0 0 0	0 0 0	0	0	0	0	-1
Team					2 0 2						
Totals	22:62	2:16	23:32	19 23 42	14 25 69	8 13 13	6 4 1				

Shooting By Period	
1 st FG%	11-32 34.4%
3PT%	2-10 20.0%
FT%	8-11 72.7%
2 nd FG%	11-30 36.7%
3PT%	0-8 0.0%
FT%	15-21 71.4%
GM FG%	22-62 35.5%
3PT%	2-18 11.1%
FT%	23-32 71.9%

Dead Ball Rebounds: 5 0

Technical Fouls:Plavsic 1st:14:9

Alabama - 68		Record: 12-10 (4-5)									
NO. Name	Min	FG M-A	3P M-A	FT M-A	Rebounds OR DR TOT	Fouls PF FD	TP	AS	TO	ST	Blocks BS BA +/-
0 Javian Davis	F 14:57	4-4	0-0	0-0	1 2 3	5 0 8	0	1	1	1	0 12
3 Alex Reese	F 23:35	3-10	2-8	0-0	1 2 3	5 0 8	0	5	1	1	0 2
2 Kira Lewis Jr.	G 36:21	8-15	3-5	0-0	1 2 3	3 19	4	5	3	2	-7
5 Jaden Shackelford	G 28:57	4-8	2-3	2-4	1 3 4	1 3 12	1	3	1	0	-3
23 John Petty Jr.	G 37:05	3-8	1-4	1-2	1 10 11	3 5 8	7	3	2	0	2 1
30 Galin Smith	14:43	1-1	0-0	0-0	1 2 3	5 0 2	0	1	0	0	-4
11 James Bolden	23:14	1-8	1-5	2-2	0 0 0	3 2 5	1	0	1	0	0 1
12 Jaylen Forbes	21:08	2-3	2-2	0-0	0 3 3	3 0 6	1	2	0	0	-7
Team					3 0 3						
Totals	26:57	11:27	5:8	9 24 33	26 13 68	14 20	9 4 6	-1			

Shooting By Period	
1 st FG%	15-29 51.7%
3PT%	7-16 43.8%
FT%	3-6 50%
2 nd FG%	11-28 39.3%
3PT%	4-11 36.4%
FT%	2-2 100%
GM FG%	26-57 45.6%
3PT%	11-27 40.7%
FT%	5-8 62.5%

Dead Ball Rebounds: 2 1

Technical Fouls:Petty Jr. 2nd11:29

Period by Period Scoring				
		1st	2nd	TOT
UT	32	37	69	
UA	40	28	68	

Biggest lead	
UT	4 (2 nd 2:41)
UA	15 (1 st 3:25)

Best Scoring Run	
UT	8 (2 nd 19:09)
UA	10 (1 st 10:12)

Lead Changes	
UT	5
UA	5

Times Tied	
UT	7
UA	5

Time with Lead	
UT	04:40
UA	32:27

GAME 23



Official Basketball Box Score - Final
Alabama at Georgia
 02/08/20 Stegeman Coliseum, Athens
 2019-20 Men's Basketball

Game Time: 11:01 PM
 Game Duration: 2:20
 Attendance: 10,041

Officials: Bart Lenox, Byron Jarrett, Will Howard

Alabama - 105		Record: 13-10 (5-5)									
NO. Name	Min	FG M-A	3P M-A	FT M-A	Rebounds OR DR TOT	Fouls PF FD	TP	AS	TO	ST	Blocks BS BA +/-
0 Javian Davis	F 23:05	5-8	0-1	3-5	3 5 8	5 4 13	0	2	1	0	1 4
3 Alex Reese	F 27:04	3-9	1-6	0-0	0 5 5	2 0 7	0	3	0	0	-9
2 Kira Lewis Jr.	G 42:17	12-21	3-6	10-15	0 5 5	4 10 37	7	3	2	1	0 3
5 Jaden Shackelford	G 40:00	2-5	2-4	4-4	1 3 4	1 3 10	1	2	1	0	1 14
23 John Petty Jr.	G 39:17	8-15	1-5	4-6	3 4 7	2 4 21	4	1	0	2	0 -9
11 James Bolden	35:39	5-11	1-3	0-0	2 4 6	3 2 11	4	1	0	0	1 4
30 Galin Smith	08:00	3-3	0-0	0-0	0 0 0	2 0 6	0	0	0	0	-5
12 Jaylen Forbes	09:38	0-0	0-0	0-0	0 0 0	0 0 1	1	1	2	0	0 13
Team					1 1 2						
Totals	38:72	8:25	21:30	10 27 37	19 24 105	17 14	6 3 3 3				

Shooting By Period	
1 st FG%	20-37 54.1%
3PT%	2-11 18.2%
FT%	3-6 50%
2 nd FG%	16-30 53.3%
3PT%	6-13 46.2%
FT%	9-12 75%
OT FG%	2-5 40.0%
3PT%	0-1 0.0%
FT%	9-12 75%
GM FG%	38-72 52.8%
3PT%	8-25 32.0%
FT%	21-30 70.0%

Dead Ball Rebounds: 5 0

Technical Fouls:NONE

Georgia - 102		Record: 12-11 (2-8)									
NO. Name	Min	FG M-A	3P M-A	FT M-A	Rebounds OR DR TOT	Fouls PF FD	TP	AS	TO	ST	Blocks BS BA +/-
20 Rayshaun Hammonds	F 25:26	8-16	1-3	3-3	1 3 4	4 2 20	1	0	1	1	0 8
2 Jordan Harris	G 22:33	1-2	0-0	4-4	1 6 7	4 2 6	2	4	1	0	0 13
5 Anthony Edwards	36:12	5-17	0-6	4-4	4 8 12	4 3 14	4	2	3	0	1 0
10 Toumani Camara	22:22	6-9	0-3	0-0	3 2 5	1 1 12	0	0	1	0	0 0 4
15 Sahvir Wheeler	41:49	9-16	3-5	3-3	0 1 1	4 4 24	8	6	1	0	1 -3
4 Tyree Crump	22:38	2-6	2-6	2-4	0 1 1	3 2 8	0	1	0	0	0 -16
14 Tye Fagan	21:13	4-7	0-1	0-2	3 0 3	0 2 8	2	0	1	2	0 -4
00 Donnell Gresham Jr.	14:40	2-2	1-1	1-1	1 3 4	1 2 6	1	0	0	0	0 -8

2019-20 CUME STATS



2019-20 Alabama Men's Basketball
Combined Team Statistics
All games

Game Records

Record	Overall	Home	Away	Neutral
ALL GAMES	13-10	8-3	3-5	2-2
CONFERENCE	5-5	3-2	2-3	0-0
NON-CONFERENCE	8-5	5-1	1-2	2-2

Score by Periods

Team	1st	2nd	OT	TOT
Alabama	904	968	28	1900
Opponents	849	918	31	1798

Team Box Score

No.	Player	GP-GS		MIN	AVG	Total		3-Point		F-Throw		Rebounds				PF	DQ	A	TO	BLK	STL	PTS	AVG
						FG-FGA	FG%	3FG-FGA	3FG%	FT-FTA	FT%	OFF	DEF	TOT	AVG								
2	LEWIS JR., Kira	23-23	861:18	37.4	146-323	.452	34-105	.324	75-93	.806	22	98	120	5.2	60	0	109	90	14	42	401	17.4	
23	PETTY JR., John	23-22	791:12	34.4	115-245	.469	68-153	.444	54-78	.692	37	132	169	7.3	44	2	55	62	17	29	352	15.3	
5	SHACKELFORD, Jaden	23-11	646:33	28.1	93-235	.396	53-154	.344	65-78	.833	22	76	98	4.3	34	0	33	37	2	13	304	13.2	
1	JONES, Herbert	19-19	521:17	27.4	66-138	.478	1-14	.071	55-88	.625	36	84	120	6.3	66	5	51	44	11	20	188	9.9	
3	REESE, Alex	23-19	523:07	22.7	77-180	.428	41-124	.331	28-40	.700	21	86	107	4.7	41	2	24	31	25	12	223	9.7	
11	BOLDEN, James	19-2	403:39	21.2	49-135	.363	27-76	.355	34-41	.829	14	24	38	2.0	62	4	25	27	2	10	159	8.4	
0	DAVIS, Javian	23-12	376:38	16.4	52-83	.627	0-3	.000	45-73	.616	33	59	92	4.0	62	4	12	28	13	16	149	6.5	
30	SMITH, Galin	23-6	300:18	13.1	27-49	.551	0-0	.000	10-24	.417	25	30	55	2.4	54	3	5	21	21	2	64	2.8	
12	FORBES, Jaylen	22-1	231:35	10.5	18-55	.327	9-40	.225	12-18	.667	16	38	54	2.5	32	0	7	16	2	3	57	2.6	
21	JOHNSON, Britton	5-0	05:16	1.1	1-3	.333	1-3	.333	0-0	.000	0	0	0	0.0	1	0	0	0	0	0	3	0.6	
35	HAWKINS, Raymond	5-0	04:19	0.9	0-0	.000	0-0	.000	0-0	.000	0	0	0	0.0	2	0	0	1	0	0	0	0.0	
25	COTTRELL, Adam	4-0	02:54	0.7	0-0	.000	0-0	.000	0-0	.000	0	1	1	0.3	0	0	0	2	0	0	0	0.0	
15	BARNES, Tyler	5-0	05:44	1.1	0-0	.000	0-0	.000	0-0	.000	0	4	4	0.8	1	0	0	0	0	0	0	0.0	
34	OKAURU, Sam	2-0	01:12	0.6	0-0	.000	0-0	.000	0-0	.000	0	0	0	0.0	0	0	0	0	1	0	0	0.0	
Team											31	41	72				3						
Total		23	4675		644-1446	.445	234-672	.348	378-533	.709	257	673	930	40.4	459	20	321	362	108	147	1900	82.6	
Opponents		23	4675		629-1532	.411	153-520	.294	387-522	.741	289	622	911	39.6	462	11	265	320	93	198	1798	78.2	

Team Statistics

	BAMA	OPP
Scoring	1900	1798
Points per game	82.6	78.2
Scoring margin	+4.4	-
Field goals-att	644-1446	629-1532
Field goal pct	.445	.411
3 point fg-att	234-672	153-520
3-point FG pct	.348	.294
3-pt FG made per game	10.2	6.7
Free throws-att	378-533	387-522
Free throw pct	.709	.741
F-Throws made per game	16.4	16.8
Rebounds	930	911
Rebounds per game	40.4	39.6
Rebounding margin	+0.8	-
Assists	321	265
Assists per game	14.0	11.5
Turnovers	362	320
Turnovers per game	15.7	13.9
Turnover margin	-1.8	-
Assist/turnover ratio	0.9	0.8
Steals	147	198
Steals per game	6.4	8.6
Blocks	108	93
Blocks per game	4.7	4.0
Winning streak	1	-
Home win streak	0	-
Attendance	117906	79921
Home games-Avg/Game	11-10719	8-9990
Neutral site-Avg/Game	-	4-2394

Team Results

Date	Opponent		Score	Att.
11/05/2019	Penn	L	80-81	11223
11/11/2019	Fla. Atlantic	W	78-59	9117
11/15/2019	at Rhode Island	L	79-93	7021
11/19/2019	Furman	W	81-73	8763
11/27/2019	vs North Carolina	L	67-76	1405
11/28/2019	vs Iowa St.	L	89-104	1299
11/29/2019	vs Southern Miss.	W	83-68	1159
12/06/2019	SFA	W	78-68	9545
12/14/2019	at Penn St.	L	71-73	7736
12/18/2019	at Samford	W	105-87	5476
12/21/2019	vs Belmont	W	92-72	5712
12/29/2019	Richmond	W	90-78	9960
01/04/2020	at Florida	Lot2	98-104	9350
01/08/2020	Mississippi St.	W	90-69	9938
01/11/2020	at Kentucky	L	67-76	20407
01/15/2020	Auburn	W	83-64	14474
01/18/2020	Missouri	W	88-74	10950
01/22/2020	at Vanderbilt	W	77-62	9019
01/25/2020	Kansas St.	W	77-74	11824
01/29/2020	at LSU	L	76-90	10871
02/01/2020	Arkansas	L	78-82	12461
02/04/2020	Tennessee	L	68-69	9651
02/08/2020	at Georgia	Wot	105-102	10041

2019-20 SEC CUME STATS


**2019-20 Alabama Men's Basketball
Combined Team Statistics
In Conference games**
Page 1/1
as of Feb 09, 2020**Game Records**

Record	Overall	Home	Away	Neutral
ALL GAMES	5-5	3-2	2-3	0-0
CONFERENCE	5-5	3-2	2-3	0-0
NON-CONFERENCE	0-0	0-0	0-0	0-0

Score by Periods

Team	1st	2nd	OT	TOT
Alabama	400	402	28	830
Opponents	369	392	31	792

Team Box Score

No.	Player	Total			3-Point		F-Throw		Rebounds				Other Stats									
		GP-GS	MIN	AVG	FG-FGA	FG%	3FG-FGA	3FG%	FT-FTA	FT%	OFF	DEF	TOT	AVG	PF	DQ	A	TO	BLK	STL	PTS	AVG
2	LEWIS JR. , Kira	10-10	378:06	37.8	63-143	.441	12-41	.293	38-48	.792	9	38	47	4.7	28	0	48	39	7	19	176	17.6
23	PETTY JR. , John	10-9	367:09	36.7	49-112	.438	24-67	.358	22-32	.688	15	62	77	7.7	18	0	26	25	8	10	144	14.4
5	SHACKELFORD, Jaden	10-8	301:14	30.1	42-104	.404	24-64	.375	27-31	.871	10	36	46	4.6	15	0	13	18	0	5	135	13.5
1	JONES, Herbert	7-7	215:32	30.8	27-54	.500	0-5	.000	30-47	.638	19	39	58	8.3	28	2	21	7	3	9	84	12.0
3	REESE, Alex	10-9	246:56	24.7	36-77	.468	17-54	.315	14-20	.700	6	37	43	4.3	25	2	7	21	12	3	103	10.3
11	BOLDEN, James	8-0	181:00	22.6	20-61	.328	10-33	.303	21-25	.840	3	14	17	2.1	27	1	12	8	1	4	71	8.9
0	DAVIS, Javian	10-3	140:02	14.0	18-28	.643	0-2	.000	14-27	.519	12	24	36	3.6	31	3	3	10	10	4	50	5.0
30	SMITH, Galin	10-4	138:01	13.8	17-27	.630	0-0	.000	6-13	.462	14	11	25	2.5	25	2	2	8	5	0	40	4.0
12	FORBES, Jaylen	9-0	102:27	11.4	9-28	.321	6-22	.273	3-5	.600	7	16	23	2.6	16	0	2	6	0	3	27	3.0
35	HAWKINS, Raymond	2-0	01:29	0.7	0-0	.000	0-0	.000	0-0	.000	0	0	0	0.0	0	0	0	0	0	0	0	0.0
25	COTTRELL, Adam	1-0	00:04	0.1	0-0	.000	0-0	.000	0-0	.000	0	1	1	1.0	0	0	0	0	0	0	0	0.0
15	BARNES, Tyler	2-0	01:29	0.7	0-0	.000	0-0	.000	0-0	.000	0	0	0	0.0	0	0	0	0	0	0	0	0.0
21	JOHNSON, Britton	2-0	01:29	0.7	0-1	.000	0-1	.000	0-0	.000	0	0	0	0.0	0	0	0	0	0	0	0	0.0
34	OKAURU, Sam	1-0	00:03	0.1	0-0	.000	0-0	.000	0-0	.000	0	0	0	0.0	0	0	0	0	1	0	0	0.0
Team											17	15	32				2					
Total		10	2075		281-635	.443	93-289	.322	175-248	.706	112	293	405	40.5	213	10	134	144	47	57	830	83.0
Opponents		10	2075		269-664	.405	56-203	.276	198-257	.770	130	282	412	41.2	204	7	100	133	44	82	792	79.2

Team Statistics

	BAMA	OPP
Scoring	830	792
Points per game	83.0	79.2
Scoring margin	+3.8	-
Field goals-att	281-635	269-664
Field goal pct	.443	.405
3 point fg-att	93-289	56-203
3-point FG pct	.322	.276
3-pt FG made per game	9.3	5.6
Free throws-att	175-248	198-257
Free throw pct	.706	.770
F-Throws made per game	17.5	19.8
Rebounds	405	412
Rebounds per game	40.5	41.2
Rebounding margin	-0.7	-
Assists	134	100
Assists per game	13.4	10.0
Turnovers	144	133
Turnovers per game	14.4	13.3
Turnover margin	-1.1	-
Assist/turnover ratio	0.9	0.8
Steals	57	82
Steals per game	5.7	8.2
Blocks	47	44
Blocks per game	4.7	4.4
Winning streak	1	-
Home win streak	0	-
Attendance	57474	59688
Home games-Avg/Game	5-11495	5-11938
Neutral site-Avg/Game	-	0-0

Team Results

Date	Opponent	Score	Att.
01/04/2020	at Florida	Lot2 98-104	9350
01/08/2020	Mississippi St.	W 90-69	9938
01/11/2020	at Kentucky	L 67-76	20407
01/15/2020	Auburn	W 83-64	14474
01/18/2020	Missouri	W 88-74	10950
01/22/2020	at Vanderbilt	W 77-62	9019
01/29/2020	at LSU	L 76-90	10871
02/01/2020	Arkansas	L 78-82	12461
02/04/2020	Tennessee	L 68-69	9651
02/08/2020	at Georgia	Wot 105-102	10041

2019-20 TEAM STATS



2019-20 Alabama Men's Basketball
Overall Team Statistics
All games

Page 1/1
as of Feb 09, 2020

Team Statistics

	BAMA	OPP
Scoring	1900	1798
Points per game	82.6	78.2
Scoring margin	+4.4	-
Field goals-att	644-1446	629-1532
Field goal pct	.445	.411
3 point fg-att	234-672	153-520
3-point FG pct	.348	.294
3-pt FG made per game	10.2	6.7
Free throws-att	378-533	387-522
Free throw pct	.709	.741
F-Throws made per game	16.4	16.8
Rebounds	930	911
Rebounds per game	40.4	39.6
Rebounding margin	+0.8	-
Assists	321	265
Assists per game	14.0	11.5
Turnovers	362	320
Turnovers per game	15.7	13.9
Turnover margin	-1.8	-
Assist/turnover ratio	0.9	0.8
Steals	147	198
Steals per game	6.4	8.6
Blocks	108	93
Blocks per game	4.7	4.0
Winning streak	1	-
Home win streak	0	-
Attendance	117906	79921
Home games-Avg/Game	11-10719	8-9990
Neutral site-Avg/Game	-	4-2394

Score by Periods

Team	1st	2nd	OT	TOT
Alabama	904	968	28	1900
Opponents	849	918	31	1798



2019-20 POINTS-REBOUNDS-ASSISTS



2019-20 Alabama Men's Basketball
Points-rebounds-assists
All games

Page 1/2
as of Feb 09, 2020

Opponent	Date	Score		0	1	2	3	5	11	12	15	21	23	25
				DAVIS, JAVI	JONES, HERB	LEWIS JR.	REESE, ALEX	SHACKELFORD	BOLDEN, JAM	FORBES, JAY	BARNES, TYL	JOHNSON, BR	PETTY JR.	COTTRELL, A
Penn	11/05/2019	80-81	L	2-2-0	5-0-0	30-8-5	6-3-1	16-5-1	10-5-2	2-8-0	DNP	DNP	9-8-1	DNP
FAU	11/11/2019	78-59	W	19-9-2	DNP	16-6-8	12-8-1	17-4-2	3-0-1	0-2-0	0-4-0	0-0-0	9-8-5	0-0-0
at URI	11/15/2019	79-93	L	11-7-1	17-3-1	21-5-4	10-5-4	5-1-2	4-3-0	0-2-1	DNP	DNP	5-8-3	DNP
Furman	11/19/2019	81-73	W	10-5-0	8-6-4	19-7-3	0-3-0	25-5-1	DNP	3-4-1	DNP	DNP	16-5-2	DNP
vs UNC	11/27/2019	67-76	L	5-5-1	5-1-1	20-5-4	7-9-0	4-3-1	3-1-3	0-0-0	DNP	DNP	23-3-2	DNP
vs IowaSt	11/28/2019	89-104	L	7-5-2	9-6-3	8-4-5	5-4-1	4-2-1	10-2-0	5-4-1	0-0-0	3-0-0	34-12-0	0-0-0
vs USM	11/29/2019	83-68	W	6-4-1	7-6-3	20-2-3	5-2-0	6-4-4	23-2-2	3-1-1	0-0-0	0-0-0	10-8-2	0-0-0
SFA	12/06/2019	78-68	W	11-2-0	2-5-3	15-6-3	15-4-2	17-5-2	DNP	4-2-0	DNP	DNP	14-4-2	DNP
at PSU	12/14/2019	71-73	L	8-4-0	6-9-2	7-7-6	12-8-1	7-4-2	15-3-1	5-4-0	DNP	DNP	7-6-0	DNP
at SU	12/18/2019	105-87	W	6-5-1	9-7-7	11-5-5	16-2-2	13-2-2	9-1-1	2-1-0	DNP	DNP	39-10-2	DNP
vs BEL	12/21/2019	92-72	W	12-6-0	15-6-5	15-7-8	13-5-2	16-2-0	3-1-0	2-1-1	DNP	DNP	14-11-4	DNP
UR	12/29/2019	90-78	W	2-2-1	11-10-0	17-4-4	8-8-3	28-8-0	5-2-2	2-1-0	DNP	DNP	17-6-4	DNP
at UF	01/04/2020	98-104	Lot2	0-4-0	15-9-4	17-6-3	14-3-0	11-6-1	15-3-1	DNP	DNP	DNP	19-7-2	DNP
MSU	01/08/2020	90-69	W	4-4-1	9-5-2	17-8-4	5-5-0	10-2-1	11-2-1	5-3-0	0-0-0	0-0-0	18-6-3	DNP
at UK	01/11/2020	67-76	L	4-3-0	18-7-4	10-8-4	6-5-2	2-4-0	4-1-3	3-0-0	DNP	DNP	16-7-1	DNP
AUB	01/15/2020	83-64	W	1-3-1	14-12-1	25-3-3	13-3-1	9-6-1	11-2-0	0-1-0	0-0-0	0-0-0	7-7-2	0-1-0
Mizzou	01/18/2020	88-74	W	2-1-0	11-12-3	10-4-7	17-5-1	17-3-3	8-1-2	3-1-0	DNP	DNP	20-6-2	DNP
at Vandy	01/22/2020	77-62	W	2-7-0	10-5-5	16-7-5	2-4-0	15-7-1	6-2-0	0-3-0	DNP	DNP	23-10-1	DNP
KState	01/25/2020	77-74	W	0-0-0	10-3-1	26-7-3	11-3-0	11-7-2	3-1-1	2-1-0	DNP	DNP	11-3-2	DNP
at LSU	01/29/2020	76-90	L	5-1-0	7-8-2	13-2-8	17-3-2	21-3-1	DNP	7-3-0	DNP	DNP	4-7-1	DNP
Ark	02/01/2020	78-82	L	11-2-1	DNP	12-1-3	14-7-1	28-7-3	DNP	3-9-0	DNP	DNP	8-9-3	DNP
UT	02/04/2020	68-69	L	8-3-0	DNP	19-3-4	8-3-0	12-4-1	5-0-1	6-3-1	DNP	DNP	8-11-7	DNP
at UGa	02/08/2020	105-102	Wot	13-8-0	DNP	37-5-7	7-5-0	10-4-1	11-6-4	0-0-1	DNP	DNP	21-7-4	DNP



2019-20 Alabama Men's Basketball
Points-rebounds-assists
All games

Page 2/2
as of Feb 09, 2020

Opponent	Date	Score		30	34	35
				SMITH, GALI	OKAURU, SAM	HAWKINS, RA
Penn	11/05/2019	80-81	L	0-4-0	DNP	DNP
FAU	11/11/2019	78-59	W	2-4-2	0-0-0	0-0-0
at URI	11/15/2019	79-93	L	6-2-0	DNP	DNP
Furman	11/19/2019	81-73	W	0-1-0	DNP	DNP
vs UNC	11/27/2019	67-76	L	0-0-0	DNP	DNP
vs IowaSt	11/28/2019	89-104	L	4-5-0	DNP	0-0-0
vs USM	11/29/2019	83-68	W	3-0-0	DNP	0-0-0
SFA	12/06/2019	78-68	W	0-2-1	DNP	DNP
at PSU	12/14/2019	71-73	L	4-0-0	DNP	DNP
at SU	12/18/2019	105-87	W	0-2-0	DNP	DNP
vs BEL	12/21/2019	92-72	W	2-1-0	DNP	DNP
UR	12/29/2019	90-78	W	0-5-0	DNP	DNP
at UF	01/04/2020	98-104	Lot2	7-3-0	DNP	DNP
MSU	01/08/2020	90-69	W	11-4-2	DNP	0-0-0
at UK	01/11/2020	67-76	L	4-1-0	DNP	DNP
AUB	01/15/2020	83-64	W	3-0-0	0-0-0	0-0-0
Mizzou	01/18/2020	88-74	W	0-3-0	DNP	DNP
at Vandy	01/22/2020	77-62	W	3-4-0	DNP	DNP
KState	01/25/2020	77-74	W	3-4-0	DNP	DNP
at LSU	01/29/2020	76-90	L	2-3-0	DNP	DNP
Ark	02/01/2020	78-82	L	2-4-0	DNP	DNP
UT	02/04/2020	68-69	L	2-3-0	DNP	DNP
at UGa	02/08/2020	105-102	Wot	6-0-0	DNP	DNP

2019-20 TEAM GAME-BY-GAME



2019-20 Alabama Men's Basketball
Team Game-by-Game
All games

Opponent	Date	Score		Total		3-Pointers		Free throws		Rebounds				PF	A	TO	BLK	STL	PTS	AVG
				FG-FGA	PCT	3FG-FGA	PCT	FT-FTA	PCT	OFF	DEF	TOT	AVG							
Penn	11/05/2019	80-81	L	27-76	.355	11-38	.289	15-22	.682	19	29	48	48.0	18	10	19	5	10	80	80.0
Fla. Atlantic	11/11/2019	78-59	W	26-59	.441	9-29	.310	17-22	.773	12	33	45	46.5	18	21	19	5	5	78	79.0
at Rhode Island	11/15/2019	79-93	L	31-66	.470	5-22	.227	12-16	.750	10	30	40	44.3	22	16	22	5	4	79	79.0
Furman	11/19/2019	81-73	W	27-53	.509	7-21	.333	20-27	.741	7	36	43	44.0	19	11	22	6	7	81	79.5
vs North Carolina	11/27/2019	67-76	L	26-68	.382	11-31	.355	4-9	.444	8	23	31	41.4	23	12	14	4	6	67	77.0
vs Iowa St.	11/28/2019	89-104	L	31-74	.419	12-26	.462	15-18	.833	18	26	44	41.8	20	13	17	3	8	89	79.0
vs Southern Miss.	11/29/2019	83-68	W	28-52	.538	15-33	.455	12-22	.545	10	21	31	40.3	18	16	15	1	7	83	79.6
SFA	12/06/2019	78-68	W	21-47	.447	11-32	.344	25-35	.714	9	24	33	39.4	19	13	20	8	11	78	79.4
at Penn St.	12/14/2019	71-73	L	27-76	.355	9-33	.273	8-14	.571	14	33	47	40.2	22	12	10	2	5	71	78.4
at Samford	12/18/2019	105-87	W	33-64	.516	17-34	.500	22-26	.846	9	28	37	39.9	17	20	16	4	10	105	81.1
vs Belmont	12/21/2019	92-72	W	34-67	.507	14-32	.438	10-16	.625	9	35	44	40.3	14	20	13	4	4	92	82.1
Richmond	12/29/2019	90-78	W	31-66	.470	12-30	.400	16-21	.762	17	32	49	41.0	19	14	15	6	4	90	82.8
at Florida	01/04/2020	98-104	Lot2	31-76	.408	13-34	.382	23-34	.676	13	33	46	41.4	29	11	12	2	7	98	83.9
Mississippi St.	01/08/2020	90-69	W	28-57	.491	10-24	.417	24-34	.706	10	32	42	41.4	17	14	10	6	3	90	84.4
at Kentucky	01/11/2020	67-76	L	28-76	.368	4-21	.190	7-12	.583	16	28	44	41.6	14	14	8	6	3	67	83.2
Auburn	01/15/2020	83-64	W	24-56	.429	6-21	.286	29-37	.784	6	35	41	41.6	23	9	15	3	7	83	83.2
Missouri	01/18/2020	88-74	W	25-56	.446	13-39	.333	25-30	.833	9	30	39	41.4	21	18	14	5	7	88	83.5
at Vanderbilt	01/22/2020	77-62	W	24-52	.462	10-29	.345	19-29	.655	13	38	51	41.9	22	12	25	7	5	77	83.1
Kansas St.	01/25/2020	77-74	W	21-43	.488	8-22	.364	27-37	.730	3	30	33	41.5	17	9	16	8	9	77	82.8
at LSU	01/29/2020	76-90	L	30-73	.411	10-38	.263	6-10	.600	11	20	31	41.0	17	14	9	5	3	76	82.5
Arkansas	02/01/2020	78-82	L	27-60	.450	8-31	.258	16-24	.667	15	26	41	41.0	25	11	17	6	7	78	82.2
Tennessee	02/04/2020	68-69	L	26-57	.456	11-27	.407	5-8	.625	9	24	33	40.6	26	14	20	4	9	68	81.6
at Georgia	02/08/2020	105-102	Wot	38-72	.528	8-25	.320	21-30	.700	10	27	37	40.4	19	17	14	3	6	105	82.6
Total		1900		644-1446	.445	234-672	.348	378-533	.709	257	673	930	40.4	459	321	362	108	147	1900	82.6
Opponents		1798		629-1532	.411	153-520	.294	387-522	.741	289	622	911	39.6	462	265	320	93	198	1798	78.2

Alabama Averages

Games Played	Points/game	FG Pct	3FG Pct	FT Pct	Rebounds/game	Assists/game	Turnovers/game	Assist/Turnover ratio	Steals/game	Blocks/game
23	82.6	44.5	34.8	70.9	40.4	14.0	15.7	0.9	6.4	4.7

2019-20 OPPONENT GAME-BY-GAME



2019-20 Alabama Men's Basketball
Opponents Game-by-Game
All games

Page 1/1
as of Feb 09, 2020

Opponent	Date	Score		Total		3-Pointers		Free throws		Rebounds										
				FG-FGA	PCT	3FG-FGA	PCT	FT-FTA	PCT	OFF	DEF	TOT	AVG	PF	A	TO	BLK	STL	PTS	AVG
Penn	11/05/2019	80-81	L	29-68	.426	8-26	.308	15-20	.750	8	29	37	37.0	19	10	16	4	8	81	81.0
Fla. Atlantic	11/11/2019	78-59	W	24-69	.348	5-28	.179	6-17	.353	14	18	32	34.5	19	11	11	4	15	59	70.0
at Rhode Island	11/15/2019	79-93	L	33-63	.524	6-16	.375	21-26	.808	4	27	31	33.3	18	15	12	6	13	93	77.7
Furman	11/19/2019	81-73	W	21-68	.309	11-41	.268	20-26	.769	12	22	34	33.5	20	12	12	4	12	73	76.5
vs North Carolina	11/27/2019	67-76	L	29-71	.408	5-14	.357	13-21	.619	23	37	60	38.8	19	15	20	3	8	76	76.4
vs Iowa St.	11/28/2019	89-104	L	36-69	.522	15-29	.517	17-24	.708	9	26	35	38.2	16	16	11	8	5	104	81.0
vs Southern Miss.	11/29/2019	83-68	W	26-53	.491	3-12	.250	13-20	.650	10	21	31	37.1	19	11	16	2	10	68	79.1
SFA	12/06/2019	78-68	W	24-61	.393	4-13	.308	16-21	.762	15	23	38	37.3	27	6	19	0	12	68	77.8
at Penn St.	12/14/2019	71-73	L	23-63	.365	8-27	.296	19-26	.731	11	39	50	38.7	14	14	16	7	6	73	77.2
at Samford	12/18/2019	105-87	W	33-68	.485	9-28	.321	12-14	.857	9	24	33	38.1	20	19	19	3	6	87	78.2
vs Belmont	12/21/2019	92-72	W	29-72	.403	7-30	.233	7-9	.778	9	28	37	38.0	21	9	12	4	7	72	77.6
Richmond	12/29/2019	90-78	W	27-69	.391	6-24	.250	18-22	.818	13	23	36	37.8	18	11	10	2	9	78	77.7
at Florida	01/04/2020	98-104	Lot2	33-76	.434	8-23	.348	30-36	.833	13	39	52	38.9	19	11	13	6	7	104	79.7
Mississippi St.	01/08/2020	90-69	W	26-69	.377	4-15	.267	13-21	.619	15	23	38	38.9	25	9	11	3	5	69	78.9
at Kentucky	01/11/2020	67-76	L	28-63	.444	9-15	.600	11-17	.647	10	34	44	39.2	13	15	14	8	5	76	78.7
Auburn	01/15/2020	83-64	W	20-63	.317	7-28	.250	17-30	.567	13	30	43	39.4	31	8	21	7	6	64	77.8
Missouri	01/18/2020	88-74	W	19-61	.311	5-20	.250	31-31	1.000	12	24	36	39.2	23	6	13	1	7	74	77.6
at Vanderbilt	01/22/2020	77-62	W	20-65	.308	5-26	.192	17-20	.850	9	23	32	38.8	23	8	11	5	13	62	76.7
Kansas St.	01/25/2020	77-74	W	26-74	.351	10-29	.345	12-19	.632	22	23	45	39.2	28	16	13	2	5	74	76.6
at LSU	01/29/2020	76-90	L	34-67	.507	3-16	.188	19-20	.950	14	35	49	39.7	13	10	13	3	8	90	77.3
Arkansas	02/01/2020	78-82	L	28-59	.475	6-16	.375	20-29	.690	11	23	34	39.4	19	7	10	2	11	82	77.5
Tennessee	02/04/2020	68-69	L	22-62	.355	2-18	.111	23-32	.719	19	23	42	39.5	14	8	13	6	13	69	77.1
at Georgia	02/08/2020	105-102	Wot	39-79	.494	7-26	.269	17-21	.810	14	28	42	39.6	24	18	14	3	7	102	78.2
Total		1798		629-1532	.411	153-520	.294	387-522	.741	289	622	911	39.6	462	265	320	93	198	1798	78.2
Alabama		1900		644-1446	.445	234-672	.348	378-533	.709	257	673	930	40.4	459	321	362	108	147	1900	82.6

Opponents Averages

Games Played	Points/game	FG Pct	3FG Pct	FT Pct	Rebounds/game	Assists/game	Turnovers/game	Assist/Turnover ratio	Steals/game	Blocks/game
23	78.2	41.1	29.4	74.1	39.6	11.5	13.9	0.8	8.6	4.0

2019-20 TEAM HIGHS/LOWS



2019-20 Alabama Men's Basketball
Team High/Low Analysis
All games

Page 1/4
as of Feb 09, 2020

Alabama - Game Highs

POINTS	105		at Georgia (02/08/2020)
	105		at Samford (12/18/2019)
	98		at Florida (01/04/2020)
	92		vs Belmont (N) (12/21/2019)
	90		Mississippi St. (01/08/2020)
FIELD GOALS MADE	38		at Georgia (02/08/2020)
	34		vs Belmont (N) (12/21/2019)
FIELD GOAL ATTEMPTS	76		at Kentucky (01/11/2020)
	76		at Florida (01/04/2020)
	76		at Penn St. (12/14/2019)
	76		Penn (11/05/2019)
FIELD GOAL PERCENTAGE	.538	(28-52)	vs Southern Miss. (N) (11/29/2019)
	.528	(38-72)	at Georgia (02/08/2020)
3 PT FG MADE	17		at Samford (12/18/2019)
	15		vs Southern Miss. (N) (11/29/2019)
3 PT FG ATTEMPTS	39		Missouri (01/18/2020)
	38		at LSU (01/29/2020)
	38		Penn (11/05/2019)
3 PT FG PERCENTAGE	.500	(17-34)	at Samford (12/18/2019)
	.462	(12-26)	vs Iowa St. (N) (11/28/2019)
FREE THROWS MADE	29		Auburn (01/15/2020)
	27		Kansas St. (01/25/2020)
FREE THROW ATTEMPTS	37		Kansas St. (01/25/2020)
	37		Auburn (01/15/2020)
FREE THROW PERCENTAGE	.846	(22-26)	at Samford (12/18/2019)
	.833	(25-30)	Missouri (01/18/2020)
	.833	(15-18)	vs Iowa St. (N) (11/28/2019)
REBOUNDS	51		at Vanderbilt (01/22/2020)
	49		Richmond (12/29/2019)
ASSISTS	21		Fla. Atlantic (11/11/2019)
	20		vs Belmont (N) (12/21/2019)
	20		at Samford (12/18/2019)
STEALS	11		SFA (12/06/2019)
	10		at Samford (12/18/2019)
	10		Penn (11/05/2019)
BLOCKED SHOTS	8		Kansas St. (01/25/2020)
	8		SFA (12/06/2019)
TURNOVERS	25		at Vanderbilt (01/22/2020)
	22		Furman (11/19/2019)
	22		at Rhode Island (11/15/2019)
FOULS	29		at Florida (01/04/2020)
	26		Tennessee (02/04/2020)

2019-20 TEAM HIGHS/LOWS



2019-20 Alabama Men's Basketball
Team High/Low Analysis
All games

Opponent - Game Highs

POINTS	104		at Florida (01/04/2020)
	104		vs Iowa St. (N) (11/28/2019)
	102		at Georgia (02/08/2020)
	93		at Rhode Island (11/15/2019)
	90		at LSU (01/29/2020)
FIELD GOALS MADE	39		at Georgia (02/08/2020)
	36		vs Iowa St. (N) (11/28/2019)
FIELD GOAL ATTEMPTS	79		at Georgia (02/08/2020)
	76		at Florida (01/04/2020)
FIELD GOAL PERCENTAGE	.524	(33-63)	at Rhode Island (11/15/2019)
	.522	(36-69)	vs Iowa St. (N) (11/28/2019)
3 PT FG MADE	15		vs Iowa St. (N) (11/28/2019)
	11		Furman (11/19/2019)
3 PT FG ATTEMPTS	41		Furman (11/19/2019)
	30		vs Belmont (N) (12/21/2019)
3 PT FG PERCENTAGE	.600	(9-15)	at Kentucky (01/11/2020)
	.517	(15-29)	vs Iowa St. (N) (11/28/2019)
FREE THROWS MADE	31		Missouri (01/18/2020)
	30		at Florida (01/04/2020)
FREE THROW ATTEMPTS	36		at Florida (01/04/2020)
	32		Tennessee (02/04/2020)
FREE THROW PERCENTAGE	1.000	(31-31)	Missouri (01/18/2020)
	.950	(19-20)	at LSU (01/29/2020)
REBOUNDS	60		vs North Carolina (N) (11/27/2019)
	52		at Florida (01/04/2020)
ASSISTS	19		at Samford (12/18/2019)
	18		at Georgia (02/08/2020)
STEALS	15		Fla. Atlantic (11/11/2019)
	13		Tennessee (02/04/2020)
	13		at Vanderbilt (01/22/2020)
	13		at Rhode Island (11/15/2019)
BLOCKED SHOTS	8		at Kentucky (01/11/2020)
	8		vs Iowa St. (N) (11/28/2019)
TURNOVERS	21		Auburn (01/15/2020)
	20		vs North Carolina (N) (11/27/2019)
FOULS	31		Auburn (01/15/2020)
	28		Kansas St. (01/25/2020)

2019-20 TEAM HIGHS/LOWS



2019-20 Alabama Men's Basketball
Team High/Low Analysis
All games

Alabama - Game Lows

POINTS	67		at Kentucky (01/11/2020)
	67		vs North Carolina (N) (11/27/2019)
	68		Tennessee (02/04/2020)
	71		at Penn St. (12/14/2019)
	76		at LSU (01/29/2020)
FIELD GOALS MADE	21		Kansas St. (01/25/2020)
	21		SFA (12/06/2019)
FIELD GOAL ATTEMPTS	43		Kansas St. (01/25/2020)
	47		SFA (12/06/2019)
FIELD GOAL PERCENTAGE	.355	(27-76)	at Penn St. (12/14/2019)
	.355	(27-76)	Penn (11/05/2019)
3 PT FG MADE	4		at Kentucky (01/11/2020)
	5		at Rhode Island (11/15/2019)
3 PT FG ATTEMPTS	21		Auburn (01/15/2020)
	21		at Kentucky (01/11/2020)
	21		Furman (11/19/2019)
3 PT FG PERCENTAGE	.190	(4-21)	at Kentucky (01/11/2020)
	.227	(5-22)	at Rhode Island (11/15/2019)
FREE THROWS MADE	4		vs North Carolina (N) (11/27/2019)
	5		Tennessee (02/04/2020)
FREE THROW ATTEMPTS	8		Tennessee (02/04/2020)
	9		vs North Carolina (N) (11/27/2019)
FREE THROW PERCENTAGE	.444	(4-9)	vs North Carolina (N) (11/27/2019)
	.545	(12-22)	vs Southern Miss. (N) (11/29/2019)
REBOUNDS	31		at LSU (01/29/2020)
	31		vs Southern Miss. (N) (11/29/2019)
	31		vs North Carolina (N) (11/27/2019)
ASSISTS	9		Kansas St. (01/25/2020)
	9		Auburn (01/15/2020)
STEALS	3		at LSU (01/29/2020)
	3		at Kentucky (01/11/2020)
	3		Mississippi St. (01/08/2020)
BLOCKED SHOTS	1		vs Southern Miss. (N) (11/29/2019)
	2		at Florida (01/04/2020)
	2		at Penn St. (12/14/2019)
TURNOVERS	8		at Kentucky (01/11/2020)
	9		at LSU (01/29/2020)
FOULS	14		at Kentucky (01/11/2020)
	14		vs Belmont (N) (12/21/2019)

2019-20 TEAM HIGHS/LOWS



2019-20 Alabama Men's Basketball
Team High/Low Analysis
All games

Page 4/4
as of Feb 09, 2020

Opponent - Game Lows

POINTS	59		Fla. Atlantic (11/11/2019)
	62		at Vanderbilt (01/22/2020)
	64		Auburn (01/15/2020)
	68		SFA (12/06/2019)
	68		vs Southern Miss. (N) (11/29/2019)
FIELD GOALS MADE	19		Missouri (01/18/2020)
	20		at Vanderbilt (01/22/2020)
	20		Auburn (01/15/2020)
FIELD GOAL ATTEMPTS	53		vs Southern Miss. (N) (11/29/2019)
	59		Arkansas (02/01/2020)
FIELD GOAL PERCENTAGE	.308	(20-65)	at Vanderbilt (01/22/2020)
	.309	(21-68)	Furman (11/19/2019)
3 PT FG MADE	2		Tennessee (02/04/2020)
	3		at LSU (01/29/2020)
	3		vs Southern Miss. (N) (11/29/2019)
3 PT FG ATTEMPTS	12		vs Southern Miss. (N) (11/29/2019)
	13		SFA (12/06/2019)
3 PT FG PERCENTAGE	.111	(2-18)	Tennessee (02/04/2020)
	.179	(5-28)	Fla. Atlantic (11/11/2019)
FREE THROWS MADE	6		Fla. Atlantic (11/11/2019)
	7		vs Belmont (N) (12/21/2019)
FREE THROW ATTEMPTS	9		vs Belmont (N) (12/21/2019)
	14		at Samford (12/18/2019)
FREE THROW PERCENTAGE	.353	(6-17)	Fla. Atlantic (11/11/2019)
	.567	(17-30)	Auburn (01/15/2020)
REBOUNDS	31		vs Southern Miss. (N) (11/29/2019)
	31		at Rhode Island (11/15/2019)
ASSISTS	6		Missouri (01/18/2020)
	6		SFA (12/06/2019)
STEALS	5		Kansas St. (01/25/2020)
	5		at Kentucky (01/11/2020)
	5		Mississippi St. (01/08/2020)
	5		vs Iowa St. (N) (11/28/2019)
BLOCKED SHOTS	0		SFA (12/06/2019)
	1		Missouri (01/18/2020)
TURNOVERS	10		Arkansas (02/01/2020)
	10		Richmond (12/29/2019)
FOULS	13		at LSU (01/29/2020)
	13		at Kentucky (01/11/2020)

2019-20 PLAYER HIGHS/LOWS



2019-20 Alabama Men's Basketball
Player Highs Analysis
All games

Alabama - Individual Game Highs

POINTS	39		John Petty Jr. at Samford (12/18/2019)
	37		Kira Lewis Jr. at Georgia (02/08/2020)
	34		John Petty Jr. vs Iowa St. (N) (11/28/2019)
	30		Kira Lewis Jr. vs Penn (11/05/2019)
	28		Jaden Shackelford vs Arkansas (02/01/2020)
	28		Jaden Shackelford vs Richmond (12/29/2019)
FIELD GOALS MADE	12		Kira Lewis Jr. at Georgia (02/08/2020)
	12		John Petty Jr. at Samford (12/18/2019)
FIELD GOAL ATTEMPTS	25		Kira Lewis Jr. at Florida (01/04/2020)
	23		Kira Lewis Jr. vs North Carolina (N) (11/27/2019)
FIELD GOAL PERCENTAGE (min 5 made)	.714	(5-7)	Javian Davis vs Belmont (N) (12/21/2019)
	.667	(12-18)	John Petty Jr. at Samford (12/18/2019)
	.667	(8-12)	Kira Lewis Jr. vs Kansas St. (01/25/2020)
	.667	(6-9)	Kira Lewis Jr. vs SFA (12/06/2019)
	.667	(6-9)	James Bolden vs Southern Miss. (N) (11/29/2019)
3 PT FG MADE	10		John Petty Jr. at Samford (12/18/2019)
	7		John Petty Jr. vs North Carolina (N) (11/27/2019)
3 PT FG ATTEMPTS	14		Jaden Shackelford at LSU (01/29/2020)
	13		Jaden Shackelford vs Arkansas (02/01/2020)
	13		Jaden Shackelford vs Richmond (12/29/2019)
	13		John Petty Jr. at Samford (12/18/2019)
	13		Jaden Shackelford vs Penn (11/05/2019)
3 PT FG PERCENTAGE (min 2 made)	1.000	(2-2)	Jaylen Forbes vs Tennessee (02/04/2020)
	1.000	(2-2)	James Bolden vs Mississippi St. (01/08/2020)
FREE THROWS MADE	10		Kira Lewis Jr. at Georgia (02/08/2020)
	10		Jaden Shackelford vs SFA (12/06/2019)
FREE THROW ATTEMPTS	15		Kira Lewis Jr. at Georgia (02/08/2020)
	11		Jaden Shackelford vs SFA (12/06/2019)
FREE THROW PERCENTAGE (min 3 made)	1.000	(8-8)	Kira Lewis Jr. vs Kansas St. (01/25/2020)
	1.000	(8-8)	Jaden Shackelford at Samford (12/18/2019)
	1.000	(6-6)	James Bolden vs Auburn (01/15/2020)
	1.000	(6-6)	Kira Lewis Jr. vs Mississippi St. (01/08/2020)
	1.000	(6-6)	John Petty Jr. vs Iowa St. (N) (11/28/2019)
	1.000	(6-6)	Kira Lewis Jr. vs Furman (11/19/2019)
	1.000	(5-5)	Javian Davis at Rhode Island (11/15/2019)
	1.000	(4-4)	Jaden Shackelford at Georgia (02/08/2020)
	1.000	(4-4)	Kira Lewis Jr. vs Arkansas (02/01/2020)
	1.000	(4-4)	Kira Lewis Jr. vs Missouri (01/18/2020)
	1.000	(4-4)	Jaden Shackelford vs Missouri (01/18/2020)
	1.000	(4-4)	Kira Lewis Jr. at Rhode Island (11/15/2019)
	1.000	(4-4)	Alex Reese vs Penn (11/05/2019)
	1.000	(3-3)	James Bolden vs Kansas St. (01/25/2020)
	1.000	(3-3)	Jaden Shackelford vs Auburn (01/15/2020)
1.000	(3-3)	James Bolden at Penn St. (12/14/2019)	
REBOUNDS	12		Herbert Jones vs Missouri (01/18/2020)
	12		Herbert Jones vs Auburn (01/15/2020)
	12		John Petty Jr. vs Iowa St. (N) (11/28/2019)
ASSISTS	8		Kira Lewis Jr. at LSU (01/29/2020)
	8		Kira Lewis Jr. vs Belmont (N) (12/21/2019)
	8		Kira Lewis Jr. vs Fla. Atlantic (11/11/2019)
STEALS	4		Kira Lewis Jr. at Florida (01/04/2020)
	4		Kira Lewis Jr. vs SFA (12/06/2019)
	4		Alex Reese vs Penn (11/05/2019)




2019-20 PLAYER HIGHS/LOWS



2019-20 Alabama Men's Basketball
Player Highs Analysis
All games

Opponent - Individual Game Highs


POINTS	33		Jordan Lyons vs Furman (11/19/2019)
	30		Mason Jones vs Arkansas (02/01/2020)
	26		Jimmy Whitt Jr. vs Arkansas (02/01/2020)
	25		Andrew Nembhard at Florida (01/04/2020)
	24		Sahvir Wheeler at Georgia (02/08/2020)
	24		Kerry Blackshear at Florida (01/04/2020)
	24		Jordan Dingle vs Penn (11/05/2019)
FIELD GOALS MADE	11		Jimmy Whitt Jr. vs Arkansas (02/01/2020)
	10		Mason Jones vs Arkansas (02/01/2020)
FIELD GOAL ATTEMPTS	21		Adam Kunkel vs Belmont (N) (12/21/2019)
	21		Jordan Lyons vs Furman (11/19/2019)
FIELD GOAL PERCENTAGE (min 5 made)	1.000	(5-5)	Jake Wojcik vs Richmond (12/29/2019)
	1.000	(5-5)	George Conditt vs Iowa St. (N) (11/28/2019)
3 PT FG MADE	6		Jordan Lyons vs Furman (11/19/2019)
	5		Immanuel Quickley at Kentucky (01/11/2020)
	5		Rasir Bolton vs Iowa St. (N) (11/28/2019)
3 PT FG ATTEMPTS	16		Jordan Lyons vs Furman (11/19/2019)
	11		Mark Smith vs Missouri (01/18/2020)
3 PT FG PERCENTAGE (min 2 made)	1.000	(4-4)	Jake Wojcik vs Richmond (12/29/2019)
	.833	(5-6)	Immanuel Quickley at Kentucky (01/11/2020)
FREE THROWS MADE	13		Jordan Lyons vs Furman (11/19/2019)
	11		Saben Lee at Vanderbilt (01/22/2020)
FREE THROW ATTEMPTS	13		Mason Jones vs Arkansas (02/01/2020)
	13		Jordan Lyons vs Furman (11/19/2019)
FREE THROW PERCENTAGE (min 3 made)	1.000	(13-13)	Jordan Lyons vs Furman (11/19/2019)
	1.000	(9-9)	Xavier Pinson vs Missouri (01/18/2020)
	1.000	(8-8)	Skylar Mays at LSU (01/29/2020)
	1.000	(7-7)	Dru Smith vs Missouri (01/18/2020)
	1.000	(6-6)	Scottie Lewis at Florida (01/04/2020)
	1.000	(5-5)	Myreon Jones at Penn St. (12/14/2019)
	1.000	(5-5)	Tyrese Haliburton vs Iowa St. (N) (11/28/2019)
	1.000	(5-5)	Fatts Russell at Rhode Island (11/15/2019)
	1.000	(4-4)	Jordan Harris at Georgia (02/08/2020)
	1.000	(4-4)	Anthony Edwards at Georgia (02/08/2020)
	1.000	(4-4)	Jimmy Whitt Jr. vs Arkansas (02/01/2020)
	1.000	(4-4)	Mark Smith vs Missouri (01/18/2020)
	1.000	(4-4)	Reed Nikko vs Missouri (01/18/2020)
	1.000	(4-4)	Blake Francis vs Richmond (12/29/2019)
	1.000	(4-4)	Kevon Harris vs SFA (12/06/2019)
	1.000	(4-4)	Ryan Betley vs Penn (11/05/2019)
	1.000	(3-3)	Rayshaun Hammonds at Georgia (02/08/2020)
1.000	(3-3)	Sahvir Wheeler at Georgia (02/08/2020)	
1.000	(3-3)	Brandon Austin at Samford (12/18/2019)	
1.000	(3-3)	Curtis Jones at Penn St. (12/14/2019)	
REBOUNDS	16		Kerry Blackshear at Florida (01/04/2020)
	15		Trendon Watford at LSU (01/29/2020)
	15		Armando Bacot vs North Carolina (N) (11/27/2019)
ASSISTS	15		Josh Sharkey at Samford (12/18/2019)
	9		Ashton Hagans at Kentucky (01/11/2020)
	9		Tyrese Haliburton vs Iowa St. (N) (11/28/2019)



0
6-9 • 242 • R-Fr. Forward
JAVIAN DAVIS
Canton, Miss.
(Canton HS)



1
6-7 • 205 • Jr. Guard
HERBERT JONES
Greensboro, Ala.
(Hale County HS)



2
6-3 • 165 • So. Guard
KIRA LEWIS JR.
Meridianville, Ala.
(Hazel Green HS)



3
6-9 • 245 • Jr. Forward
ALEX REESE
Pelham, Ala.
(Pelham HS)



4
6-5 • 215 • Fr. Forward
JUWAN GARY
Columbia, S.C.
(West Charlotte HS)



5
6-3 • 195 • Fr. Guard
JADEN SHACKELFORD
Hesperia, Calif.
(Hesperia HS)




11
6-0 • 160 • Gr. Guard
BEETLE BOLDEN
Covington, Ky.
(West Virginia/Holmes HS)



12
6-4 • 186 • Fr. Guard
JAYLEN FORBES
Florence, Miss.
(Florence HS)



13
6-1 • 175 • So. Guard
JAHVON QUINERLY
Hackensack, N.J.
(Villanova/Hudson Catholic HS)



15
6-8 • 201 • Jr. Forward
TYLER BARNES
Louisville, Ky.
(St. Xavier HS)



21
6-4 • 183 • So. Guard
BRITTON JOHNSON
Mountain Brook, Ala.
(Mountain Brook HS)



23
6-5 • 184 • Jr. Guard
JOHN PETTY JR.
Huntsville, Ala.
(Mae Jemison HS)




25
6-3 • 185 • Fr. Guard
ADAM COTTRELL
Flowery Branch, Ga.
(Lakeview Academy)



30
6-9 • 240 • Jr. Forward
GALIN SMITH
Clinton, Miss.
(Clinton HS)



33
6-8 • 215 • Jr. Forward
JAMES ROJAS
Jamestown, N.Y.
(Hutchinson CC/Jamestown HS)



34
6-5 • 200 • Fr. Guard
SAM OKAURU
Raleigh, N.C.
(Tilton School)



35
6-9 • 240 • Fr. Forward/
Center
RAYMOND HAWKINS
Oakland, Calif.
(Findlay Prep [Nev.])