



# 2020 VOLLEYBALL MATCH NOTES

AUBURN ATHLETICS COMMUNICATIONS: 392 SOUTH DONAHUE DRIVE || AUBURN, AL 36830 || AUBURNTIGERS.COM || @AUBURNVB

## 2020 SCHEDULE/RESULTS

### 0-2 OVERALL | 0-2 SEC

Date	Opponent	TV	Time/Result
Oct. 21	* #4 FLORIDA	SEC Network	L, 0-3
Oct. 22	* #4 FLORIDA	ESPNU	L, 0-3
Oct. 28	* at (RV) South Carolina	SEC Network	7 p.m.
Oct. 29	* at (RV) South Carolina	SEC Network+	3:30 p.m.
Nov. 7	* at #3 Kentucky	SEC Network+	3 p.m.
Nov. 8	* at #3 Kentucky	SEC Network	3 p.m.
Nov. 18	* TENNESSEE	SEC Network	7 p.m.
Nov. 19	* TENNESSEE	TBA	5 p.m.

Due to health concerns related to COVID-19, the 2020 volleyball season will be split into both fall and spring competitions. The fall portion of the schedule has been limited to an eight-match, SEC-only format. The week of Nov. 23-27 has been designated for as a make-up week for any contests postponed due to COVID-19.

BOLD indicates home contest | All time Central and subject to change  
\* - Southeastern Conference Game

### MATCH

# 03

## (RV) SOUTH CAROLINA

Wednesday, Oct. 28 | 7 p.m. CT | SEC Network  
Columbia, S.C. | Carolina Volleyball Center



### MATCH

# 04

## (RV) SOUTH CAROLINA

Thursday, Oct. 29 | 3:30 p.m. CT | SEC Network +  
Columbia, S.C. | Carolina Volleyball Center



Site \_\_\_\_\_ Columbia, S.C.  
 Venue \_\_\_\_\_ Carolina Volleyball Center  
 Live Stats \_\_\_\_\_ Statbroadcast.com  
 Twitter \_\_\_\_\_ @AuburnVB  
 Series Record \_\_\_\_\_ South Carolina leads 26-19  
 Last Meeting \_\_\_\_\_ Nov. 24, 2019 in Auburn  
 \_\_\_\_\_ South Carolina 3; Auburn 0 (17-25, 20-25, 19-25)

AUBURN	SOUTH CAROLINA
AVCA Coaches Poll _____ N/R	AVCA Coaches Poll _____ RV
2020 Record _____ 0-2   0-2 SEC	2020 Record _____ 1-1   1-1 SEC
Head Coach _____ Brent Crouch	Head Coach _____ Tim Mendoza
Career Record (Year) _____ 95-93 (7th)	Career Record (Year) _____ 88-41 (5th)
Record at Auburn (Year) _____ 0-2 (1st)	Record at South Carolina (Year) _____ 41-23 (3rd)

## BY THE NUMBERS

**18** Middle blockers Jaeden Brown and Chesney McClellan combined for 18 kills in back-to-back matches against Florida, accounting for a third of Auburn's offense.

**3** Val Green enters the second week of play ranked third in the SEC, averaging 10.33 attacks per set. She leads Auburn's offense in total kills (13) and points (15.5).

**14** Defensively, Tatum Shipes leads the Tigers with 18 digs to average 3.00 per set, which ranks 14th in the SEC. She is six shy for the 300th dig of her career.

## AUBURN ATHLETICS COMMUNICATIONS

Office Phone \_\_\_\_\_ 334-844-9800  
 Kirk Sampson \_\_\_\_\_ Associate AD  
 \_\_\_\_\_ sampska@auburn.edu  
 Taylor Shirey \_\_\_\_\_ Volleyball Contact  
 \_\_\_\_\_ trs0010@auburn.edu  
 \_\_\_\_\_ C: 334-750-0710


## FOLLOW ALONG

Web \_\_\_\_\_ AuburnTigers.com  
 Twitter \_\_\_\_\_ @AuburnVB  
 Instagram \_\_\_\_\_ @auburnvolleyball

## QUICK HITS

- Auburn returns to action Wednesday and Thursday at South Carolina, searching for the first Auburn win for first-year head coach Brent Crouch and Auburn's first win over South Carolina since 2017.
- Senior Lauren Dorrell posted a career night off the bench versus #4 Florida, setting career highs in kills (6), attacks (15), hitting percentage (.133), digs (6), blocks (2) and points (7.0).
- Taking over at setter midway against the Gators, Bella Rosenthal set a career high with 10 assists. It was her first time playing the position since high school.
- As a squad, the Tigers averaged 13.33 digs per set to rank eighth in the Southeastern Conference.

## AUBURN'S POTENTIAL STARTING SEVEN



BELLA ROSENTHALL	CHESNEY MCCLELLAN	PAYTON WHITE	JAEDEN BROWN	MARISSA HINES	VAL GREEN	TATUM SHIPES
#6 • DS/L • JR. • 5-5	#7 • MB • SR. • 6-4	#3 • DS/L • SR. • 6-7	#8 • MB • SR. • 6-0	#12 • S • JR. • 6-0	#16 • OH • JR. • 6-2	#21 • RS • JR. • 6-4
D/S: 2.67	K/S: 1.67	D/S: 2.33	K/S: 1.33	K/S: 0.60	K/S: 2.17	K/S: 1.33
A/S: 2.17	HIT%: .364	A/S: 0.50	HIT%: .000	A/S: 5.00	HIT%: -.065	HIT%: .000
SA/S: 0.17	D/S: 0.00	SA/S: 0.00	D/S: 0.00	D/S: 2.40	D/S: 2.17	D/S: 3.00
P/S: 0.42	B/S: 0.83	P/S: 0.00	B/S: 0.83	B/S: 0.00	B/S: 0.67	B/S: .33
	P/S: 2.08		P/S: 1.75	P/S: 0.60	P/S: 2.58	SA/S: .33
				SA/S: 0.00		P/S: 1.83

K/S: kills per set • HIT%: hitting percentage • D/S: digs per set • B/S: blocks per set • A/S: assists per set • SA/S: aces per set • P/S: points per set

#WarEagle



AuburnTigers.com



@AuburnVB | @AuburnTigers  
@AuburnVBCoach



/AuburnVB  
/AuburnTigers

**TEAM SCHEDULE AND MEDIA AVAILABILITY >> WEEK OF OCTOBER 19-25**

MONDAY October 26	TUESDAY October 27	WEDNESDAY October 28	THURSDAY October 29	FRIDAY October 30	SATURDAY October 31	SUNDAY November 1
<b>PRACTICE:</b> 2-5 p.m. Auburn Arena  INTERVIEWS BY REQUEST	<b>TRAVEL DAY</b>	<b>MATCH:</b> 7 p.m. Auburn at South Carolina SEC Network  INTERVIEWS POSTGAME	<b>MATCH:</b> 3:30 p.m. Auburn at South Carolina SEC Network+  INTERVIEWS POSTGAME	<b>OFF DAY</b>	<b>PRACTICE:</b> 10-1 p.m. SAC  INTERVIEWS BY REQUEST	<b>PRACTICE:</b> 8-11 a.m. SAC  INTERVIEWS BY REQUEST

**AUBURN ATHLETICS COMMUNICATIONS**

**QUICK FACTS**

**AUBURNTIGERS.COM**

For updated game notes, statistics, safety protocols and latest information on Auburn volleyball and Auburn Athletics, visit AuburnTigers.com.

**INTERVIEW POLICY**

Coch Crouch, assistant coaches and all student-athletes are available for interviews by contacting Taylor Shirey in the communications office. All interviews during the week will be conducted via phone or ZOOM. Post-match interviews will be conducted via phone or ZOOM following a 10-minute cooling-off period.

**CREDENTIALS**

Anyone wishing to cover an Auburn volleyball match should contact Taylor Shirey in the communications office at least 24 hours in advance to make arrangements. Due to COVID-19 safety guidelines, space within Auburn Arena will be limited. All media members will be ask to submit to temperature checks before entering Auburn Arena.

**MATCH DAY SERVICES**

Due to safety concerns related to COVID-19, printed copies of notes, flip cards and statistics will NOT be available. Digital copies will be emailed out prior to the match and will be available on AuburnTigers.com. Stats will not printed between sets or after the match. Live stats will be provided during the match and final statistics will be emailed out and posted on AuburnTigers.com. Wireless internet is available in the Arena; ask Taylor Shirey for the password.

**VIDEO SERVICES**

FTP feeds of selected Auburn volleyball highlights are available for the media. A number of studio and satellite services may be arranged for electronic media by contacting Chase O'Hara in War Eagle Productions at cmo0029@auburn.edu

**PHOTO SERVICES**

For photos of Auburn volleyball or any Olympic sports, contact Shanna Lockwood at sal0002@auburn.edu,

**COMMUNICATIONS STAFF**

Taylor Shirey Volleyball Contact  
cell: 334-750-07010  
email: trs0010@auburn.edu  
Kirk Sampson Associate AD  
cell: 334-750-1385  
email: sampska@auburn.edu

**UNIVERSITY INFORMATION**

City / Zip Auburn, Ala. / 36831  
Founded Oct. 1, 1856  
Enrollment 29,776  
Nickname Tigers  
Colors Navy Blue & Burnt Orange  
Affiliation NCAA Division I  
Conference Southeastern Conference  
Home Court Auburn Arena (9,121)  
President Dr. Jay Gogue (Auburn, 1969)  
Athletic Director Allen Green (Notre Dame, 1998)  
Sport Administrator Joy Vrbka (Florida, 2003)

**TEAM INFORMATION**

Letterwinners Returning/Lost 11/4  
Starters Returning/Lost 4+libero/2  
Newcomers 3  
2019 Overall Record 7-22  
2019 Conference Record/Finish 1-17/13th

**PROGRAM HISTORY**

First Year of Volleyball 1967  
Program discontinued 1981; Reinstated 1986  
Seasons of Auburn Volleyball 48th  
All-Time Overall Record 655-669-4 (.493)  
in Auburn Arena (Since 2013) 49-47 (.510)  
Total Home Record 221-200 (.525)  
All-Time SEC Record 183-341 (.349)  
NCAA Tournament Appearances 1/2010  
SEC Championships/Last 1/Co-West Champions (1996)

**STAFF INFORMATION**

Head Coach Brent Crouch, 1st Season (Texas A&M, '98 & '00; Oregon '06)  
Career Record 95-93 (.505)/7th Season  
Record at Auburn 0-2 (.000)/1st Season  
Associate Head Coach/Recruiting Coordinator Alex Dunphy  
Assistant Coach Rick Moller  
Director of Volleyball Operations/Technical Coordinator Madi Wilkerson  
Strength & Conditioning Bethany Gainey  
Sports Dietitian Maggie Melhorn  
Athletic Trainer Marie Siler  
Equipment Manager Tra' Cee Tanner

**GAMEDAY EXPERIENCE: AUBURN ARENA**

>> Auburn Arena is in its seventh season as home of Auburn volleyball. The Tigers are 49-45 since moving to the Arena in 2013. The facility seats approximately 2,000 fans for volleyball and 9,121 for basketball.



**ATHLETIC COMMUNICATIONS**

Associate AD/Communications Kirk Sampson  
Assistant Director/Volleyball Contact Taylor Shirey  
Email trs0010@auburn.edu  
Phone 334-750-0710  
Mailing Address Auburn Athletics Complex  
392 S. Donahue Drive  
Website AuburnTigers.com

**FIRST SERVE**

» Auburn continues the 2020 fall season with the first of two road series as the Tigers trek to Columbia, S.C., to face the Gamecocks.

» The Tigers and Gators will go head-to-head on Wednesday at 7 p.m. on the SEC Network to open the series. Thursday's finale is also set for a 3:30 p.m. CT first serve on SEC Network+.

» In its 48th full season of volleyball, Auburn's all-time record stands at 655-669-4 (.493).

» Brent Crouch enters his first season as the head coach for the Tigers after a two-year stint at USC.

» Entering his seventh overall season as a head coach, Crouch holds a 95-93 career record. He is the 11th head coach in program history.

» Auburn's fall campaign features two 2019 NCAA Tournament participants: Florida and Kentucky.

» The Tiger roster is loaded with experience as the team returns 11 letterwinners from last season. The roster features four seniors, five juniors, two sophomores and three freshmen.

**UP NEXT**

» Auburn wraps up its road swing with back-to-back matches against reigning Co-SEC Champion #3 Kentucky in Lexington.

» Auburn opens the series at Kentucky on Saturday, Nov. 7 at 3 p.m. CT on the SEC Network+. The series concludes on Sunday, Nov. 8 at 3 p.m. CT on the SEC Network.

**LAST TIME OUT**

» A career night for senior Lauren Dorrell highlighted a gritty Auburn volleyball performance against No. 4 Florida inside Auburn Arena Thursday night.

» Dorrell paced the Tiger offense as Auburn fought the Gators to the wire in the final two sets. Florida held on for a 3-0 (14-25, 19-25, 21-25) victory to sweep the series.

» Dorrell hammered home six kills, five of which came in the second set alone, to lead a balanced Auburn attack. Dorrell matched her career high in blocks with two stuffs and chipped in a career-high six digs.

» Chesney McClellan was efficient with her swings, landing four kills on eight attempts. Val Green and Tatum Shiples each racked up five kills. As a team Auburn raised its hitting percentage by 62 points from Wednesday night.

» Bella Rosenthal played a major role in the offensive attack, taking over as setter midway through the match. She closed the night with a career-high 10 assists, while adding a kill and her first career block. At the service line, Shiples landed a season-high two aces.

**PLAYER TO WATCH: VAL GREEN**

» Averaging 10.33 attacks per set, junior outside hitter Val Green ranks third in the Southeastern Conference. She leads Auburn's offense in kills (13) and total points (15.5).



» Defensively, the Tigers out-blocked Florida 7.0 to 5.0. Chesney led the Tigers with four blocks while her counterpart at middle, Jaeden Brown, chipped in three.

» Rosenthal rounded out the defense with eight digs while Shiples close behind with seven.

**SEC & NCAA GUIDELINES FOR FALL/SPRING CAMPAIGNS**

» As the country continues to navigate the challenges and health and safety issues presented by COVID-19, the Southeastern Conference has implemented new guidelines for the volleyball season to ensure the safety of its member institutions.

» The fall season will span from October 16 to November 27 for a total of six weeks of competition.

» Each program will compete against four opponents, twice in the same weekend on back-to-back days for a total of eight conference-only matches.

» The schedule includes a week at the end of the season for any makeup matches for all schools. The SEC will announce any cancellation of matches due to COVID-19.

» SEC teams will participate in spring competition with final details of format still pending. The spring season will span from Jan. 22 to April 3 per the NCAA. The NCAA Tournament field will be set on April 4. The finals site of the championship is scheduled for April 23-25.

**SCOUTING SOUTH CAROLINA**

» South Carolina enters the midweek series with a 1-1 overall record after splitting back-to-back matches at Georgia to open the 2020 season.

» The Gamecocks lead the nation with a 4.00 blocks per set average as a team. Freshman Ellie Ruprich leads the nation with a 2.71 blocks per set average and ranks third overall in the SEC with 19 total blocks.

» Graduate student Kyla Manning leads the offense with 24 kills and ranks eighth in the conference with a 3.43 kills per set mark. She also ranks eighth in the SEC in aces per set (0.43).

» Graduate student Mallory Dixon paces the offense with 44 assists to guide the team to a .302 hitting percentage, third-highest in the SEC.

» Five Gamecocks already have registered double-digit digs this season, led by Dixon (16).

**A WIN OVER SOUTH CAROLINA WOULD...**

» Be Brent Crouch's first victory as head coach for the Tigers.

» Be the first for Auburn since 2017 as well as Auburn's first victory in Columbia since 2017.

**SEC STANDINGS & SCHEDULE**

	SEC RECORD			OVERALL		
	W	L	Pct.	W	L	Pct.
Texas A&M	4	0	1.000	4	0	1.000
Arkansas	2	0	1.000	2	0	1.000
Florida	2	0	1.000	2	0	1.000
Kentucky	2	0	1.000	2	0	1.000
Missouri	2	0	1.000	2	0	1.000
LSU	2	2	.500	2	2	.500
Georgia	1	1	.500	1	1	.500
South Carolina	1	1	.500	1	1	.500
Alabama	0	2	.000	0	2	.000
<b>AUBURN</b>	<b>0</b>	<b>2</b>	<b>.000</b>	<b>0</b>	<b>2</b>	<b>.000</b>
Ole Miss	0	2	.000	0	2	.000
Tennessee	0	2	.000	0	2	.000
Mississippi State	0	4	.000	0	4	.000

**THIS WEEK IN THE SEC...**

**Wednesday, October 28**

Georgia at Tennessee	6 p.m.	ESPNU
<b>Auburn at South Carolina</b>	<b>7 p.m.</b>	<b>SECN</b>
#3 Kentucky at #9 Missouri	8 p.m.	ESPNU

**Thursday, October 29**

<b>Auburn at South Carolina</b>	<b>3:30 p.m.</b>	<b>SECN+</b>
Georgia at Tennessee	6 p.m.	SECN
#3 Kentucky at #9 Missouri	8 p.m.	ESPNU

**Friday, October 30**

Alabama at #4 Florida	6 p.m.	SECN
-----------------------	--------	------

**Friday, October 30**

Alabama at #4 Florida	2 p.m.	
Ole Miss at Arkansas	2 p.m.	SECN+

**Sunday, November 1**

Ole Miss at Arkansas	2 p.m.	SECN
----------------------	--------	------

**NCAA RPI REPORT**

RK*	TEAM	RECORD	AU RESULT
9	Kentucky	2-0	
10	Florida	2-0	L   L
39	South Carolina	1-1	
77	Tennessee	0-2	
<b>223</b>	<b>AUBURN</b>	<b>0-0</b>	<b>-----</b>

*Auburn Opponents Only*

*\*2019 RPI RANKING*

AVCA DI COACHES POLL

RK	TEAM	RECORD	PREVIOUS
1.	Texas (49)	8-0	1
2.	Baylor	7-1	2
3.	<b>Kentucky</b>	<b>2-0</b>	<b>3</b>
4.	<b>Florida</b>	<b>0-0</b>	<b>4</b>
5.	Notre Dame	4-1	5
6.	Louisville	4-1	6
7.	Texas A&M	2-0	8
8.	Georgia Tech	5-1	9
9.	Missouri	0-0	7
10.	Pittsburgh	3-3	10
11.	Miami (FL)	5-2	11
12.	Syracuse	4-4	14
13.	Kansas State	3-3	13
14.	Duke	4-1	12
15.	Texas State	11-1	NR

Also receiving votes: **South Carolina**; West Virginia; Georgia; Coastal Carolina; LSU; Iowa State; Louisiana; Oklahoma; North Carolina; Texas Tech.

INSIDE THE MATCH-UP

**VS. SOUTH CAROLINA 19-26 (.422)**

8-12 H • 10-12 A • 0-1 N

SERIES HISTORY [LAST 10 MEETINGS]

YEAR	SITE	RESULT	MATCH SCORE
2014	HOME	L	2-3
2014	AWAY	W	3-2
2015	AWAY	W	3-0
2015	HOME	W	3-1
2016	HOME	W	3-0
2017	HOME	L	1-3
2017	AWAY	W	3-1
2018	AWAY	L	1-3
2019	AWAY	L	0-3
2019	HOME	L	0-3

AUBURN-SOUTH CAROLINA SERIES

» South Carolina leads the all-time series, 26-19, and has won the last three contests over Auburn. Auburn is 10-12 in games played in Columbia.

» South Carolina swept the home-away series in 2019, winning both matches in straight sets.

AUBURN FAMILY TURNS UP

» The 2020 season has brought several new changes to attendance policies across The Plains, but Auburn still sees itself as one of the top programs in the country when it comes to attendance numbers.

» Auburn has accumulated attendance stands at 1,119, which ranks 12th nationally and is the third highest among all SEC programs.

» Auburn's average attendance mark stands of 560 stands at 7th nationally.

SHAKING OFF THE RUST

» Shaking off the rust after almost 11 months since competition, junior Val Green stayed on the offensive against #4 Florida.

» Green currently ranked third in the Southeastern Conference with 10.33 attacks per set. Green leads Auburn in both points and kills as Auburn enters its second week of play.

» Lauren Dorrell put up career numbers coming off the bench to play right side against the Gators. Dorrell posted career highs in kills (6), attacks (15), hitting percentage (.133), digs (6), blocks (2) and points (7.0).

» The Tiger duo helped Auburn average 33.83 attacks per set to rank seventh in the Southeastern Conference.

CROUCH ERA BEGINS ON THE PLAINS

» Brent Crouch was named the 11th head coach in Auburn volleyball history in January of 2020. Crouch spent the last two seasons at the helm of USC.

» Crouch led the Trojans to back-to-back NCAA Tournament appearances last season. He guided three Trojans to AVCA All-America nods and helped setter Raquel Lazaro to PAC-12 Freshman of the Year.

» Crouch is just five victories away from the 100th of his coaching career. He holds a 95-93 overall career record in his seventh season as a head coach.

NEW KIDS ON THE BLOCK

» The 2020 roster features a trio of freshmen with numerous success of the prep level, including a combined six all-conference honors, multiple championships and school records to their credit, as well as one international transfer.

» Hitter Audrey Douglas joins the team after an All-

American performance at Hagerty High School in Winter Park, Fla. She is a three-time national champion on the club scene and guided Hagerty to three top-five finishes in state competition.

» Setter Jackie Barrett led Citrus Valley to the 2018 and 2019 Citrus Belt League Championships. She holds the school's record in assists (2,148), blocks (162) and service aces (187).

» Middle blocker Lily Sumner joined the program over the summer after a standout performance at Park Tudor School in Carmel, Ind., where she was named the conference's offensive player of the year three straight seasons.

» Elif Su Yavuz, a middle blocker from Ankara, Turkey, joined the Tigers in September. The junior spent the first two seasons of competition with Gazi University in Turkey.

"SET"TING THE STAGE

» Junior Marissa Hines and freshman Jackie Barrett will be looked upon to pace Auburn's offense in 2020.

» Hines split time with Morgan Kull as Auburn's starting setter last season. Hines appeared in 16 total matches with 10 starts, finishing seventh in single-season history with a 7.51 assists per set mark.

» Barrett joins the Tigers after setting Citrus Valley High School's career assists record (2,148) and was tabbed the 2019 Citrus Belt League Player of the Year.

HIT ME WITH YOUR BEST SHOT

» Auburn offensive attack continues to build experience with four returners and adds one true freshman to the mix.

» Leading the way is Tatum Shipes, the lone Tiger to record over 200 kills last season. A 6-4 junior from Buford, Ga., Shipes totaled 14 double-digit kill performances last season to total 269 kills. She also led the Tigers at the service line with 23 aces.

» Shipes is Auburn's leading returner in a number of offensive categories, including points, points per set and kills.

» Junior Val Green and sophomore Lily Thomason return to provide depth at the position after seeing significant action last season. Senior Lauren Dorrell missed most of the 2019 due to injury, but is returning to strengthen Auburn's offense.

» Auburn adds All-American Audrey Douglas to the offense after a successful prep career.

BLOCK STEADY

» A pair of seniors, Chesney McClellan and Jaeden Brown, return to bolster Auburn's middle.

» McClellan started 28 of Auburn's 29 matches

PLAYER TO WATCH: CHESNEY MCCLELLAN

» Enters the second week of play with five total blocks to pace Auburn at the net. McClellan was selective with her shots, committing just two errors during Auburn series against Florida and ranks 10th in the SEC with a .364 hitting percentage.



last season and led the Tigers in attack percentage. McClellan finished second on the squad in both kills (175) and total blocks (70).

» McClellan, along with Brown, combined for 118 blocks to fortify the middle for the Tigers. The total is 59% of Auburn's 2019 blocks.

» In her first season at Auburn, Brown led the Tigers with a 0.84 blocks per set mark and tallied three or more blocks in nine matches. She finished tied for ninth in single-season history with 15 solo stuffs.

» Junior Elif Su Yavuz transferred to The Plains from Gazi University in Ankara Turkey. The international standout will provide experience and a solid blocking front for the Auburn defense.

» Freshman Lily Sumner rounds out the blocking core after a standout career at Park Tudor School in Carmel, Ind.

### CAN YOU DIG IT?

» Auburn's back row will feature a wealth of experience as the Tigers return senior Payton White, juniors Katie Persons and Bella Rosenthal and sophomore Molly Pember.

» Rosenthal anchors the back row with 57 career starts. She saw action in every set of the 2019 season. She recorded 232 of her 307 digs in SEC play, finishing 10th in the league with a 3.93 digs per set average in league play in 2019.

» Payton White appeared in 29 matches last season and led the Tigers with 325 total digs. She chipped in five 20+ dig performances as a junior and set Auburn's single-match record with 37 digs in a 3-2 win over Butler (8/31/19).

» Katie Persons was key off the bench, seeing action in 21 matches as a sophomore. She totaled 83 digs and was a key part of Auburn's serving success with nine aces.

» Molly Pember is looking to build off a strong freshman campaign. She finished fourth on the squad last season with 135 digs.

### AUBURN PICKED 13th IN PRESEASON POLL

» Auburn was selected to finish 13th in the Southeastern Conference in the annual preseason coaches' poll. The Tigers earned 19 points from the league's coaches.

» Kentucky edged Florida as the favorite to win the SEC Championship, securing 11 first-place votes.

» Missouri was selected third, while Texas A&M and

LSU rounded out the top five.

### TIGER TRACKS

» Chesney McClellan served as the Community Engagement Chair for Auburn's Student-Athlete Advisory Committee and has led multiple community outreach projects, including The Salvation Army's Angel Tree program and more recently voting registration drives on campus. She now serves as SACC's Assistant Secretary.

» Payton White boasts a volleyball pedigree. Both her older sisters have also played collegiate volleyball - Sloan at the College of Charleston and Kendall at Penn State.

» Jaeden Brown is making a little family history of her own as the first member of her family to play a collegiate sport.

» Air Green! Val Green set Takawanda High School's high jump record. She's also a second generation collegiate volleyball athlete. Her mother, Paula, played at Miami-Ohio.

» Molly is the second Pember to wear the Orange and Blue. Her older sister, Tate, played at Auburn for three seasons.

» Lily Thomason also comes from an athletic family. Her father, Jeff, played collegiate football at Oregon and spent time in the NFL with the Bengals, Packers and Eagles.

» Lauren Dorrell grew up competing in gymnastics, equestrian and competitive cheerleading before finding her groove in volleyball. Her father, Karl, is a prominent football coach with experience with the NFL. He is the current head coach at Colorado. Her brother, Chandler, played football at Vanderbilt.

» You better WERK! Lily Sumner has experience as a model and has walked the runway during New York Fashion Week.

» Tatum Shipes holds a wealth of athletic talent in her family's history. Her mother, Laurel, played basketball at Kentucky. Her father lettered in basketball at The Master's University. Her brother, T.J., was a member of Georgia State's basketball team. Her grandfather, Don Hudgens, and great grandparents, Ira and Opal, all played collegiate basketball.

» Jackie Barrett is the daughter of Martin J. Barrett, a former football star at the University of Buffalo. Martin was a two-time AP All-American and set 14 career UB records as a quarterback. He was inducted into Buffalo's Hall of Fame in 1989.

## 2020 AUBURN VOLLEYBALL ROSTER

No.	Name	Year	Pos.	Ht.	Hometown (High School/Previous School)
2	Molly Pember	So.	DS/L	5-7	Marietta, Ga. (Walton)
3	Payton White	Sr.	DS/L	5-7	Zionsville, Ind. (Cathedral)
5	Audrey Douglas	Fr.	OH	6-4	Winter Park, Fla. (Hagerty)
6	Bella Rosenthal	Jr.	DS/L	5-5	Yorktown, Ind. (Yorktown)
7	Chesney McClellan	Sr.	MB	6-4	Knoxville, Tenn. (Nebraska)
8	Jaeden Brown	Sr.	MB	6-0	Hollywood, Fla. (South Florida)
9	Lily Thomason	So.	OH	6-1	Castle Pines, Colo. (Valor Christian)
10	Jackie Barrett	Fr.	S	6-1	Highland, Calif. (Citrus Valley)
12	Marissa Hines	Jr.	S	6-0	Olathe, Kan. (Wyoming)
13	Lily Sumner	Fr.	MB	6-0	Indianapolis, Ind. (Park Tudor)
14	Katie Persons	Jr.	DS/L	5-3	Grand Rapids, Mich. (East Grand Rapids)
16	Val Green	Jr.	OH	6-2	Oxford, Ohio (Talawanda)
19	Elif Su Yavuz	Jr.	MB	6-3	Ankara, Turkey (Gazi University)
21	Tatum Shipes	Jr.	OH	6-4	Buford, Ga. (Buford)
22	Lauren Dorrell	Sr.	OH	6-0	Brentwood, Tenn. (Colorado)

**HEAD COACH | BRENT CROUCH (FIRST SEASON)**

**ASSOCIATE HEAD COACH/RECRUITING COORDINATOR | ALEX DUNPHY (FIRST SEASON)**

**ASSISTANT COACH | RICK MOLLER (FIRST AS ASSISTANT COACH | | SECOND SEASON OVERALL)**

**VOLUNTEER ASSISTANT COACH | JUSTIN DUECK (FIRST SEASON)**

**DIRECTOR OF VOLLEYBALL OPERATIONS/TECHNICAL COORDINATOR | MADI WILKERSON (FIRST SEASON)**

## HEAD COACH BRENT CROUCH

### QUICK FACTS

College \_\_\_ Texas A&M ('98, '00)  
 \_\_\_ Oregon ('06)  
 Wife \_\_\_ Marcy  
 Sons \_\_\_ Jonathan and William

### COACHING RECORD


Head Coaching Career \_\_\_ Six Seasons  
 Career Record \_\_\_ 95-93  
 NCAA Appearances \_\_\_ 2

### COACHING CAPSULE

2020- Auburn 0-2  
 2018-19 Southern California 40-25  
 2014-17 Portland 55-66

### YEAR-BY-YEAR RESULTS

2020 Auburn 0-2  
 2019 USC 18-14  
 2018 USC 22-11  
 2017 Portland 15-15  
 2016 Portland 17-13  
 2015 Portland 16-15  
 2014 Portland 7-23



Brent Crouch was named Auburn's head coach by Director of Athletics Allen Greene on January 14, 2020.

In two seasons as head coach at USC, Crouch led the program to consecutive NCAA second round appearances, including a second-place finish in the Pac-12, and a No. 21 ranking in the season's final AVCA poll in his first season on campus in 2018. This past season, the Trojans were 18-14, while outside hitter Khaila Lanier became the fifth player in Pac-12 history to record 2,000 kills and 1,000 digs in career.

Under Crouch in 2018, the Trojans finished 22-11 overall with a 13-7 record in Pac-12 matches. USC played one of the toughest schedules in the nation and faced 18 ranked opponents in the regular season and were awarded the No. 11 overall seed in the NCAA Tournament. Setter Raquel Lázaro was named the Pac-12 Freshman of the Year and outside hitter Brooke Botkin was chosen for second-team AVCA All-America honors. Lázaro and Lanier were each tabbed for All-America honorable mention.

Under Crouch's tutelage, outside hitter Emilia Weske was tabbed to the Pac-12's All-Freshman Team while middle blocker Jasmine Gross added All-Pac 12 honors.

Prior to arriving at Troy, Crouch was the 2016 West Coast Conference Coach of the Year. He inherited a winless Portland program and within two seasons guided the Pilots to their winningest season in 25 years. Crouch first took over at Portland in 2014 after the Pilots went 0-27 the previous season. After going 7-23 in his debut season, he guided the Pilots to a 16-15 mark in 2015 (its most victories since 1991) and then improved upon that in 2016 with a 17-13 mark. His 2017 team, which was hampered by injuries, was 15-15, with five losses coming in five-set matches. His overall four-year record at Portland was 55-66.

The 48 victories in his final three years was Portland's best three-season total since 1984-86. The Pilots' 10-8 third place WCC finish in 2016 was its most league wins since 1985 and highest conference finish since 1989. He led Portland to the program's first-ever victories over Top 10, Top 15, and Top 25 opponents. Crouch coached three All-WCC first team players and a WCC All-Freshman team pick, along with three WCC All-Academic first teamers. He also helped establish beach volleyball as a varsity sport at Portland in 2016.

Crouch arrived at Portland after four seasons (2010-13) at Saint Mary's College, where he was an assistant with the indoor program and head coach of the beach team.

During his time at SMC, the Gaels' indoor team went 73-40 overall, finished in the top three in the WCC standings each season by winning 73.4 percent of its league matches (47-17) and earned a berth into the NCAA Tournament in 2012, advancing to the second round. Besides being involved in the team's offense and defense, recruiting, scouting, practice planning, statistical and video analysis and scheduling, he provided academic support, as he mentored several WCC All-Academic honorees and helped the team to the athletic department's highest grade point average, an NCAA Public Recognition Award, and an AVCA academic award.

Crouch also coached the inaugural Saint Mary's beach team in 2013, guiding the Gaels to an 8-2 record, the best mark among all Northern California teams, as well as a No. 9 national ranking and a bid to the AVCA national championship for the program's top pairs team.

Crouch also has coaching experience with the USA Volleyball program, including working with U.S. Women's Nationalist Team head coach Karch Kiraly, being an assistant with the U.S. Collegiate National Team that captured a gold medal at the 2016 U22 Global Challenge and serving as both an indoor and beach coach in the USA Volleyball High Performance program.

Crouch played for Texas A&M's club team from 1993 to 1997. He earned his bachelor's degree in history in 1998 and his master's in philosophy in 2000, both from Texas A&M, then a doctorate in philosophy from Oregon in 2006.

He competed on the beach from 2005 to 2007 in AVP and CBVA events and placed second at the 2005 California Cup state championship.

He has held various teaching positions in philosophy at Oregon, San Diego City College, and Saint Mary's College since 2000.

Crouch and his wife Marcy have two sons, Jonathan and William.

INSIDE THE NUMBERS



CATEGORY	AUBURN	SOUTH CAROLINA
Kills	54	95
Per Set	9.0	13.6
Errors	46	28
Total Attacks	203	222
Hitting Pct.	.039	.302
Assists	49	83
Per Set	8.2	11.9
Service Aces	3	6
Per Set	.5	.9
Service Errors	15	16
Reception Errors	7	13
Per Set	1.2	1.9
Digs	80	76
Per Set	13.3	10.9
Solo Blocks	1	5
Block Assists	20	46
Total Blocks	11.0	28.0
Per Set	1.8	4.0

2020 AUBURN INDIVIDUAL MATCH HIGHS (BY SET)

THREE SETS

HITTING PERCENTAGE (MIN. 12 KILLS) \_\_\_\_\_  
 KILLS \_\_\_\_\_ 8, Val Green vs. #4 Florida (10/21/20)  
 TOTAL ATTEMPTS \_\_\_\_\_ 37, Val Green vs. #4 Florida (10/21/20)  
 ASSISTS \_\_\_\_\_ 17, Marissa Hines vs. #4 Florida (10/21/20)  
 DIGS \_\_\_\_\_ 11, Tatum Shipes vs. #4 Florida (10/21/20)  
 ACES \_\_\_\_\_ 2, Tatum Shipes vs. #4 Florida (10/22/20)  
 BLOCKS \_\_\_\_\_ 4, Chesney McClellan vs. #4 Florida (10/22/20)

FOUR SETS

HITTING PERCENTAGE (MIN. 12 KILLS) \_\_\_\_\_  
 KILLS \_\_\_\_\_  
 TOTAL ATTEMPTS \_\_\_\_\_  
 ASSISTS \_\_\_\_\_  
 DIGS \_\_\_\_\_  
 ACES \_\_\_\_\_  
 BLOCKS \_\_\_\_\_

FIVE SETS

HITTING PERCENTAGE (MIN. 12 KILLS) \_\_\_\_\_  
 KILLS \_\_\_\_\_  
 TOTAL ATTEMPTS \_\_\_\_\_  
 ASSISTS \_\_\_\_\_  
 DIGS \_\_\_\_\_  
 ACES \_\_\_\_\_  
 BLOCKS \_\_\_\_\_

2020 AUBURN TEAM MATCH HIGHS (BY SET)

THREE SETS

HITTING PERCENTAGE (MIN. 12 KILLS) \_\_\_\_\_ .076, vs. #4 Florida (10/22/2020)  
 KILLS \_\_\_\_\_ 27 (2x), last vs. #4 Florida (10/22/2020)  
 TOTAL ATTEMPTS \_\_\_\_\_ 111, vs. #4 Florida (10/21/2020)  
 ASSISTS \_\_\_\_\_ 26, vs. #4 Florida (10/22/2020)  
 DIGS \_\_\_\_\_ 42, vs. #4 Florida (10/21/2020)  
 ACES \_\_\_\_\_ 2, vs. #4 Florida (10/22/2020)  
 BLOCKS \_\_\_\_\_ 7, vs. #4 Florida (10/22/20)

FOUR SETS

HITTING PERCENTAGE \_\_\_\_\_  
 KILLS \_\_\_\_\_  
 TOTAL ATTEMPTS \_\_\_\_\_  
 ASSISTS \_\_\_\_\_  
 DIGS \_\_\_\_\_  
 ACES \_\_\_\_\_  
 BLOCKS \_\_\_\_\_

FIVE SETS

HITTING PERCENTAGE \_\_\_\_\_  
 KILLS \_\_\_\_\_  
 TOTAL ATTEMPTS \_\_\_\_\_  
 ASSISTS \_\_\_\_\_  
 DIGS \_\_\_\_\_  
 ACES \_\_\_\_\_  
 BLOCKS \_\_\_\_\_

## THE LAST TIME AUBURN...

Won in three sets	Nov. 30, 2019 at Alabama (29-27, 25-13, 25-17)
Won in four sets	Sept. 14, 2019 vs. Miami (25-22, 25-23, 24-26, 25-18)
Won in five sets	Sept. 7, 2019 vs. South Florida (20-25, 28-26, 25-13, 21-25, 17-15)
<b>Lost in three sets</b>	<b>Oct. 22, 2020 vs. Florida (14-25, 19-25, 21-25)</b>
Lost in four sets	Nov. 27, 2019 at Tennessee (18-25, 18-25, 25-23, 15-25)
Lost in five sets	Sept. 15, 2019 at TCU (21-25, 25-19, 25-19, 16-25, 14-16)
Lost first set in a win	Sept. 8, 2019 vs. George Washington (21-25, 25-13, 25-22, 25-13)
Won first set in a loss	Oct. 25, 2019 at Mississippi State (25-19, 22-25, 15-25, 16-25)
Lost first two sets in a win	Sept. 11, 2018 at Kennesaw State (23-25, 20-25, 28-26, 26-24, 15-9)
Won first two sets in a loss	Sept. 26, 2018 at Mississippi State (25-21, 25-12, 22-25, 23-25, 13-15)
Beat a ranked opponent	Sept. 2, 2019 vs. #16 North Carolina (25-23, 25-22, 25-27, 25-21)
Hit .300-.399 in a match	Nov. 30, 2019 at Alabama (.365)
Hit .400-.499 in a match	Sept. 1, 2018 vs. Eastern Illinois (.485)
Hit .500 or better in a match	Oct. 18, 1998 at Ole Miss (.514)
Held opponent to a .000-.100 in a match	Sept. 21, 2019 vs. IUPUI (.089)
Held opponent to a negative hitting percentage	Sept. 20, 2014 vs. Jacksonville State (-.037)
Had 70-79 kills in a match	Oct. 26, 2018 vs. Ole Miss (77)
Had 80+ kills in a match	Sept. 17, 2006 at Georgia (84)
Had 80-99 digs in a match	Sept. 27, 2019 at Tennessee (80)
Had 100+ digs in a match	Oct. 25, 2015 at LSU (109)
Had 15+ blocks in a match	Nov. 9, 2014 vs. Tennessee (16.0)
Had 10+ service aces in a match	Sept. 15, 2019 at TCU (11)
Had a player(s) with 20-24 kills in a match	Oct. 26, 2018, Tatum Shipes vs. Ole Miss (21)
Had a player(s) with 25-29 kills in a match	Sept. 13, 2014, Macy Reece vs. USF (25)
Had a player(s) with 30+ kills in a match	Oct. 8, 2004, Ashlee Johns vs. Arkansas (30)
Had a player(s) with 10+ blocks in a match	Nov. 23, 2016, Breanna Barksdale at #9 Florida (11)
Had a player(s) with 25-29 digs in a match	Oct. 20, 2019, Bella Rosenthal vs. Georgia (26)
Had a player(s) with 30+ digs in a match	Aug. 31, 2019, Payton White vs. Butler (37)
Had a player(s) with 50+ assists in a match	Aug. 31, 2019, Marissa Hines (50)
Had a player(s) with 60+ assists in a match	Oct. 28, 2018, Mica Allison vs. Ole Miss (61)
Had a player(s) with 5+ aces in a match	Oct. 19, 2018, Brenna McIlroy at Missouri (6)

## AUBURN DOUBLE-DOUBLES IN 2020

PLAYER	OPPONENT (SETS)	DATE	STATS
--------	-----------------	------	-------

## AUBURN'S 2020 RECORD WHEN...

OVERALL	0-2
SEC	0-2
NON-CONFERENCE	0-0
RANKED OPPONENTS	0-2
HOME	0-2
AWAY	0-0
NEUTRAL	0-0

### BY SETS

THREE SETS	0-2
FOUR SETS	0-0
FIVE SETS	0-0
WON FIRST SET	0-0
LOST FIRST SET	0-2
WON SECOND SET	0-0
LOST SECOND SET	0-2
WON FIRST TWO SETS	0-0
LOST FIRST TWO SETS	0-2

### SITUATIONAL

MORE KILLS THAN OPPONENT	0-0
FEWER KILLS THAN OPPONENT	0-2
KILLS ARE TIED	0-0
MORE DIGS THAN OPPONENT	0-0
FEWER DIGS THAN OPPONENT	0-2
DIGS ARE TIED	0-0
MORE ACES THAN OPPONENT	0-0
FEWER ACES THAN OPPONENT	0-2
ACES ARE TIED	0-0
HIGHER HITTING PERCENTAGE THAN OPPONENT	0-0
LOWER HITTING PERCENTAGE THAN OPPONENT	0-2
HITTING PERCENTAGE TIED	0-0

### HITTING PERCENTAGE

.400 OR ABOVE	0-0
.300-.399	0-0
.200-.299	0-0
.100-.199	0-0
.000-.099	0-2
NEGATIVE	0-0

### OPPONENTS' HITTING PERCENTAGE

.400 OR ABOVE	0-0
.300-.399	0-0
.200-.299	0-2
.100-.199	0-0
.000-.099	0-0
NEGATIVE	0-0

### BY DAY

MONDAY	0-0
TUESDAY	0-0
WEDNESDAY	0-1
THURSDAY	0-1
FRIDAY	0-0
SATURDAY	0-0
SUNDAY	0-0

DAY MATCHES (FIRST SERVE BEFORE 6 P.M.)	0-0
NIGHT MATCHES (FIRST SERVE AFTER 6 P.M.)	0-2

### BY MONTH

OCTOBER	0-2
NOVEMBER	0-0

### JERSEY COLOR

NAVY	0-0
ORANGE	0-1
ORANGE/NAVY SLEEVE	0-1
PINK	0-0

**2020 AUBURN MATCH-BY-MATCH STARTERS**

DATE	OPPONENT	RESULT	OUTSIDE	MIDDLE	RIGHT SIDE	OUTSIDE/DS	MIDDLE	LIBERO	SETTER
10/21	FLORIDA	L, 0-3	Green	Brown	Shipes	Rosenthal (DS)	McClellan	White	Hines
10/22	FLORIDA	L, 0-3	Green	Brown	Shipes	Rosenthal (DS)	McClellan	White	Hines
10/28	at South Carolina								
10/29	at South Carolina								
11/7	at Kentucky								
11/8	at Kentucky								
11/18	TENNESSEE								
11/19	TENNESSEE								

**2020 AUBURN MATCH-BY-MATCH LEADERS**

DATE	OPPONENT	RESULT	KILLS	ASSISTS	ACES	DIGS	BLOCKS	HIT PCT. (MIN 10 ATT.)
10/21	FLORIDA	L, 0-3	Green (8)	Hines (17)	Rosenthal (1)	Shipes (11)	Brown/Green (2)	McClellan (.286)
10/22	FLORIDA	L, 0-3	Dorrell (6)	Rosenthal (10)	Shipes (2)	Rosenthal (8)	McClellan (4)	Dorrell (.133)
10/28	at South Carolina							
10/29	at South Carolina							
11/7	at Kentucky							
11/8	at Kentucky							
11/18	TENNESSEE							
11/19	TENNESSEE							



## 2020 OVERALL STATISTICS

Overall: 0-2 • SEC: 0-2 • Home: 0-2 • Away: 0-0 • Neutral: 0-0

#	PLAYER	SP	K	K/S	E	TA	Pct	A	A/S	SA	SE	SA/S	RE	DIG	DIG/S	BS	BA	BLK	BLK/S	BE	BHE	PTS	PT/S
16	Green, Val	6	13	2.17	17	62	-.065	1	0.17	0	3	0.00	2	13	2.17	1	3	4.0	.67	0	0	15.5	2.58
7	McClellan, Chesney	6	10	1.67	2	22	.364	0	0.00	0	0	0.00	0	0	0.00	0	5	5.0	.83	0	0	12.5	2.08
8	Brown, Jaeden	6	8	1.33	8	20	.000	0	0.00	0	0	0.00	0	0	0.00	0	5	5.0	.83	0	0	10.5	1.75
21	Shipes, Tatum	6	8	1.33	8	48	.000	1	0.17	2	2	0.33	1	18	3.00	0	2	2.0	.33	0	0	11.0	1.83
22	Dorrell, Lauren	3	6	2.00	5	18	.056	1	0.33	0	0	0.00	0	6	2.00	0	2	2.0	.67	0	0	7.0	2.33
5	Douglas, Audrey	5	5	1.00	5	23	.000	1	0.20	0	0	0.00	0	0	0.00	0	2	2.0	.40	0	0	6.0	1.20
12	Hines, Marissa	5	3	0.60	1	8	.250	25	5.00	0	2	0.00	0	12	2.40	0	0	0	.00	0	6	3.0	0.60
6	Rosenthal, Bella	6	1	0.17	0	2	.500	13	2.17	1	4	0.17	0	16	2.67	0	1	1.0	.17	0	1	2.5	0.42
3	White, Payton	6	0	0.00	0	0	.000	7	1.17	0	3	0.00	2	14	2.33	0	0	0.0	.00	0	0	0.0	0.00
14	Persons, Katie	6	0	0.00	0	0	.000	0	0.00	0	1	0.00	0	1	0.17	0	0	0.0	.00	0	0	0.0	0.00
TEAM		2																					
AUBURN		6	54	9.00	46	203	.039	49	8.17	3	15	0.50	7	80	13.33	1	20	11.0	1.83	0	7	68.0	11.33
OPPONENTS		6	74	12.33	27	195	.241	68	11.33	7	17	1.17	3	83	13.83	3	22	14.0	2.33	3	0	95.0	15.83

## 2020 OVERALL STATISTICS

SEC: 0-2 • Home: 0-2 • Away: 0-0

#	PLAYER	SP	K	K/S	E	TA	Pct	A	A/S	SA	SE	SA/S	RE	DIG	DIG/S	BS	BA	BLK	BLK/S	BE	BHE	PTS	PT/S
16	Green, Val	6	13	2.17	17	62	-.065	1	0.17	0	3	0.00	2	13	2.17	1	3	4.0	.67	0	0	15.5	2.58
7	McClellan, Chesney	6	10	1.67	2	22	.364	0	0.00	0	0	0.00	0	0	0.00	0	5	5.0	.83	0	0	12.5	2.08
8	Brown, Jaeden	6	8	1.33	8	20	.000	0	0.00	0	0	0.00	0	0	0.00	0	5	5.0	.83	0	0	10.5	1.75
21	Shipes, Tatum	6	8	1.33	8	48	.000	1	0.17	2	2	0.33	1	18	3.00	0	2	2.0	.33	0	0	11.0	1.83
22	Dorrell, Lauren	3	6	2.00	5	18	.056	1	0.33	0	0	0.00	0	6	2.00	0	2	2.0	.67	0	0	7.0	2.33
5	Douglas, Audrey	5	5	1.00	5	23	.000	1	0.20	0	0	0.00	0	0	0.00	0	2	2.0	.40	0	0	6.0	1.20
12	Hines, Marissa	5	3	0.60	1	8	.250	25	5.00	0	2	0.00	0	12	2.40	0	0	0	.00	0	6	3.0	0.60
6	Rosenthal, Bella	6	1	0.17	0	2	.500	13	2.17	1	4	0.17	0	16	2.67	0	1	1.0	.17	0	1	2.5	0.42
3	White, Payton	6	0	0.00	0	0	.000	7	1.17	0	3	0.00	2	14	2.33	0	0	0.0	.00	0	0	0.0	0.00
14	Persons, Katie	6	0	0.00	0	0	.000	0	0.00	0	1	0.00	0	1	0.17	0	0	0.0	.00	0	0	0.0	0.00
TEAM		2																					
AUBURN		6	54	9.00	46	203	.039	49	8.17	3	15	0.50	7	80	13.33	1	20	11.0	1.83	0	7	68.0	11.33
OPPONENTS		6	74	12.33	27	195	.241	68	11.33	7	17	1.17	3	83	13.83	3	22	14.0	2.33	3	0	95.0	15.83

## 2020 STATISTICAL LEADERS

## KILLS (PER SET)

Val Green	13 (2.17)
Chesney McClellan	10 (1.67)
Tatum Ships	8 (1.33)
Jaeden Brown	8 (1.33)
Lauren Dorrell	6 (2.00)

## TOTAL ATTACKS

Val Green	62
Tatum Ships	48
Audrey Douglas	23
Chesney McClellan	22
Jaeden Brown	20

## HITTING PERCENTAGE (MIN. 20 ATT.)

Chesney McClellan	.364
Tatum Ships	.000
Audrey Douglas	.000
Jaeden Brown	.000
Val Green	-.065

## ASSISTS (PER SET)

Marissa Hines	24 (5.00)
Bella Rosenthal	13 (2.17)

## ACES (PER SET)

Tatum Ships	2 (0.33)
Bella Rosenthal	1 (0.17)

## DIGS (PER SET)

Tatum Ships	18 (3.00)
Bella Rosenthal	16 (2.67)
Payton White	14 (2.33)
Val Green	13 (2.17)
Marissa Hines	12 (2.40)

## BLOCK | SOLOS

Val Green	1
-----------	---

## BLOCK | ASSISTS

Chesney McClellan	5
Jaeden Brown	5
Val Green	3
Tatum Ships	2
Lauren Dorrell	2
Audrey Douglas	2

## TOTAL BLOCKS (PER SET)

Chesney McClellan	5 (.83)
Jaeden Brown	5 (.83)
Val Green	4 (.67)
Tatum Ships	2 (.33)
Lauren Dorrell	2 (.67)
Audrey Douglas	2 (.40)

## AUBURN VOLLEYBALL SINGLE-SEASON INDIVIDUAL RECORDS (25-POINT RALLY SCORING ERA)

## OFFENSIVE RECORDS

## KILLS

PLAYER	YEAR	KILLS
1. Jessica Glover	2008	410
2. Sarah Bullock	2012	371
3. Sarah Bullock	2010	354
4. Brenna McIlroy	2016	351
5. Kelly Fidero	2011	341
6. Courtney Crable	2015	333
7. Brenna McIlroy	2015	333
8. Katherine Culwell	2012	330
9. Katherine Culwell	2013	326
10. Morgan Johns	2010	325

## KILLS PER SET (MIN. 100 KILLS)

PLAYER	YEAR	AVG.
1. Sarah Bullock	2012	3.50
2. Jessica Glover	2008	3.45
3. Kelly Fidero	2011	3.22
4. Brenna McIlroy	2016	3.13
5. Katherine Culwell	2013	3.13
6. Katherine Culwell	2012	3.03
7. Sarah Bullock	2010	3.03
8. Brenna McIlroy	2018	3.00
9. Brenna McIlroy	2017	2.86
10. Courtney Crable	2015	2.82
Taylor Rowland	2018	2.82

## ATTACK PERCENTAGE (MIN. 250 ATT.)

PLAYER	YEAR	PCT.
1. Shaina White	2017	.367
2. Camila Jersonsky	2012	.356
3. Camila Jersonsky	2011	.356
4. Camila Jersonsky	2010	.354
5. Camila Jersonsky	2013	.351
6. Alyssa Davis	2009	.316
7. Morgan Johns	2010	.305
8. Stephanie Campbell	2013	.281
9. Stephanie Campbell	2015	.280
10. Stephanie Campbell	2014	.279

## ATTACKS

PLAYER	YEAR	ATTACKS
1. Brenna McIlroy	2016	1,113
2. Sarah Bullock	2012	1,090
3. Courtney Crable	2014	1,062
4. Brenna McIlroy	2015	1,043
5. Katherine Culwell	2012	1,033
6. Sarah Bullock	2010	993
7. Jessica Glover	2008	988
8. Katherine Culwell	2013	981
9. Brenna McIlroy	2017	938
10. Courtney Crable	2015	935

## ASSISTS

PLAYER	YEAR	ASSISTS
1. Alexa Filley	2016	1,227
2. Alexa Filley	2015	1,226
3. Alexa Filley	2014	1,175
4. Alexa Filley	2017	1,093
5. Mica Allison	2018	1,055
6. Sara Shanks	2008	995
7. Chelsea Wintzinger	2011	791
8. Christina Solverson	2010	740
9. Chelsea Wintzinger	2012	680
10. Chelsea Wintzinger	2013	642

## ASSISTS PER SET (MIN. 200 ASSISTS)

PLAYER	YEAR	AVG.
1. Alexa Filley	2017	10.72
2. Alexa Filley	2014	10.22
3. Alexa Filley	2015	10.13
4. Mica Allison	2018	10.05
5. Alexa Filley	2016	9.98
6. Sara Shanks	2008	8.43
7. <b>Marissa Hines</b>	2019	7.51
8. Chelsea Wintzinger	2011	7.39
9. Morgan Kull	2019	6.94
10. Chelsea Wintzinger	2012	6.24

## ACES

PLAYER	YEAR	ACES
1. Brenna McIlroy	2018	48
2. Jesse Earl	2016	46
3. Jesse Earl	2017	42
4. Jesse Earl	2015	39
5. Brenna McIlroy	2016	36
6. Chelsea Wintzinger	2013	35
7. Courtney Crable	2014	33
8. Brenna McIlroy	2015	32
9. Sara Shanks	2008	30
10. Alexa Filley	2015	30

## ACES PER SET (MIN. 15 ACES)

PLAYER	YEAR	AVG.
1. Brenna McIlroy	2018	0.46
2. Jesse Earl	2017	0.41
3. Jesse Earl	2016	0.37
4. Chelsea Wintzinger	2013	0.34
5. Jesse Earl	2015	0.32
6. Brenna McIlroy	2016	0.32
7. Courtney Crable	2014	0.27
8. Brenna McIlroy	2015	0.26
9. Alexa Filley	2015	0.25
10. Sara Shanks	2008	0.25
Kelly Stewart	2016	0.25

## DEFENSIVE RECORDS

## DIGS

PLAYER	YEAR	DIGS
1. Jesse Earl	2016	612
2. Jesse Earl	2017	529
3. Jesse Earl	2015	516
4. Sarah Wroblecky	2013	481
5. Liz Crouch	2010	469
6. Liz Crouch	2009	453
7. Alyssa Ivey	2014	434
8. Sarah Wroblecky	2012	431
9. Liz Crouch	2008	389
10. Alexa Filley	2016	367

## DIGS PER SET (MIN. 100 DIGS)

PLAYER	YEAR	AVG.
1. Jesse Earl	2017	5.19
2. Jesse Earl	2016	4.98
3. Sarah Wroblecky	2013	4.62
4. Jesse Earl	2015	4.26
5. Liz Crouch	2009	4.08
6. Alyssa Ivey	2014	4.02
7. Liz Crouch	2010	4.01
8. Sarah Wroblecky	2012	3.99
9. Liz Crouch	2008	3.70
10. Sarah Bullock	2012	3.31

## BLOCKS - SOLO

PLAYER	YEAR	BLOCKS
1. Katherine Culwell	2012	25
2. Sarah Bullock	2012	18
3. Jessica Glover	2008	18
4. Anna Stevenson	2018	18
5. Kelly Fidero	2011	17
6. Sarah Bullock	2011	17
7. Katherine Culwell	2013	16
8. Camila Jersonsky	2013	16
9. Camila Jersonsky	2011	15
10. <b>Jaeden Brown</b>	2019	15

## BLOCKS - ASSISTS

PLAYER	YEAR	BLOCKS
1. Camila Jersonsky	2012	108
2. Lauren Mellor	2009	90
3. Camila Jersonsky	2013	89
4. Breanna Barksdale	2014	87
5. Courtney McDonald	2012	84
6. Breanna Barksdale	2016	83
7. Breanna Barksdale	2015	82
8. Anna Stevenson	2018	73
9. Stephanie Campbell	2014	72
10. Emily Klitzke	2014	70

## TOTAL BLOCKS

PLAYER	YEAR	BLOCKS
1. Camila Jersonsky	2012	119
2. Camila Jersonsky	2013	105
3. Breanna Barksdale	2014	101
4. Lauren Mellor	2009	97
5. Breanna Barksdale	2016	97
6. Breanna Barksdale	2015	94
7. Anna Stevenson	2018	91
8. Courtney McDonald	2012	89
9. Stephanie Campbell	2014	86
10. Emily Klitzke	2014	80

## BLOCKS PER SET (MIN. 50 BLOCKS)

PLAYER	YEAR	BLOCKS
1. Anna Stevenson	2018	1.15
2. Camila Jersonsky	2012	1.09
3. Camila Jersonsky	2013	1.01
4. Chloe Rowand	2011	0.97
5. Breanna Barksdale	2014	0.91
6. Stephanie Campbell	2015	0.90
7. Camila Jersonsky	2011	0.89
8. Lauren Mellor	2009	0.88
9. Breanna Barksdale	2016	0.84
10. Shaina White	2019	0.82
11. Courtney McDonald	2012	0.82
12. Lauren Mellor	2010	0.82

Active student-athletes are listed in **BOLD**.

## AUBURN VOLLEYBALL CAREER RECORDS (SIDEOUT + RALLY ERA)

## OFFENSIVE RECORDS

## KILLS

PLAYER	YEARS	KILLS
1. Jaunelle Hamilton	1997-00	1,848
2. Allyson Beecroft	1993-96	1,727
3. Brooke McCarley	1997-00	1,704
4. Gina Thomas	1988-92	1,467
5. Rachel Shanks	2004-07	1,319
6. Brenna McIlroy	2015-18	1,288
7. Sarah Bullock	2009-12	1,272
8. Bridgitte Sims	1989-91	1,149
9. Jessica Glover	2005-08	1,137
10. Rani Whitson	1993-96	1,102

## KILLS PER SET (MIN. 500 KILLS)

PLAYER	YEARS	AVG.
1. Brooke McCarley	1997-00	4.40
2. Jaunelle Hamilton	1997-00	4.23
3. Allyson Beecroft	1993-96	4.00
4. Ashlee Johns	2003-04	3.82
5. Terri Duckworth	1987-88	3.63
6. Jennifer Amobi	2003-05	3.57
7. Rachel Shanks	2004-07	3.43
8. Bridgette Sims	1989-91	3.40
9. Jessica Glover	2005-08	3.17
10. Sarah Bullock	2009-12	2.93
Brenna McIlroy	2015-18	2.93

## ATTACK PERCENTAGE (MIN. 1,000 ATT.)

PLAYER	YEARS	K	E	ATT. PCT.
1. Camila Jersonsky	2010-13	894	237	1,853 .355
2. Jaunelle Hamilton	1997-00	1,848	532	3,827 .344
3. Brooke McCarley	1997-00	1,704	455	3,847 .325
4. Terri Duckworth	1987-99	876	291	1,860 .315
5. Shaina White	2017-19	512	121	1,267 .309
6. Rani Whitson	1993-96	1,102	383	2,562 .281
7. Julie Bosley	2003-06	558	178	1,359 .280
8. Gina Thomas	1988-92	1,467	540	3,319 .279
9. Stephanie Campbell	2013-16	673	205	1,669 .276
10. Whitney Jacob	2004-07	1,093	428	2,522 .264

## ATTACKS

PLAYER	YEARS	ATTACKS
1. Allyson Beecroft	1993-96	4,349
2. Brenna McIlroy	2015-18	4,027
3. Brooke McCarley	1997-00	3,847
4. Jaunelle Hamilton	1997-00	3,827
5. Sarah Bullock	2009-12	3,774
6. Rachel Shanks	2004-07	3,703
7. Gina Thomas	1988-92	3,319
8. Katherine Culwell	2009-13	3,130
Jessica Glover	2005-08	3,130
10. Jenifer Kleyn	1988-91	3,107

## ASSISTS

PLAYER	YEARS	ASSISTS
1. Piper Craig	1995-98	5,053
2. Alexa Filley	2014-17	4,721
3. Janel Newkirk	1989-92	4,071
4. Mary Orndorff	1986-89	3,242
5. Chelsea Wintzinger	2010-13	2,654

6. Tama English	1991-94	2,535
7. Joanna Pappas	2005-06	2,073

## ASSISTS PER SET (MIN. 500 ASSISTS)

PLAYER	YEARS	AVG.
1. Piper Craig	1995-98	12.86
2. Traci Price	1999-00	11.77
3. Maira Magollon	2003-04	11.38
4. Chris Murphy	1993-96	11.35
5. Joanna Pappas	2005-06	11.15
6. Alexa Filley	2014-17	10.24
7. Mica Allison	2018	10.05

## ACES

PLAYER	YEARS	ACES
1. Jenifer Kleyn	1988-91	338
2. Lori Russell	1989-92	201
3. Gretchen Thompson	1986-89	164
4. Tory Gutierrez	1989-92	160
5. Terri Duckworth	1987-88	158
6. Jaunelle Hamilton	1997-00	148
7. Allyson Beecroft	1993-96	138
8. Brenna McIlroy	2015-18	137
9. Whitney Jacob	2004-07	134
10. Janel Newkirk	1989-92	129

## ACES PER SET (MIN. 40 ACES)

PLAYER	YEARS	AVG.
1. Jenifer Kleyn	1988-91	0.71
2. Terri Duckworth	1987-88	0.66
3. Lori Russell	1989-92	0.46
4. Jenny Fisler	1987-88	0.40
5. Bridgitte Sims	1989-91	0.37
Jesse Earl	2015-17	0.37
7. Gretchen Thompson	1986-89	0.36
8. Maira Magollon	2003-04	0.35
Tory Gutierrez	1989-92	0.35
10. Jaunelle Hamilton	1997-00	0.34

## DEFENSIVE RECORDS

## DIGS

PLAYER	YEARS	DIGS
1. Liz Crouch	2007-10	1,703
2. Jesse Earl	2015-17	1,657
3. Gretchen Thompson	1986-89	1,495
4. Alexa Filley	2014-17	1,315
5. Allyson Beecroft	1993-96	1,249
6. Sarah Wrablicky	2010-13	1,238
7. Sarah Bullock	2009-12	1,210
8. Rachel Shanks	2004-07	1,185
9. Brenna McIlroy	2015-18	1,078
10. Sarah Watson	1992-95	1,036

## DIGS PER SET (MIN. 500 DIGS)

PLAYER	YEARS	AVG.
1. Jesse Earl	2015-17	4.79
2. Liz Crouch	2007-10	4.00
3. Sarah Wrablicky	2010-13	3.65
4. Gretchen Thompson	1986-89	3.26
5. <b>Bella Rosenthal</b>	2018-Pr.	3.12

6. Rachel Shanks	2004-07	3.08
7. Allyson Beecroft	1993-96	2.89
8. Alexa Filley	2014-17	2.85
9. Bailey Veit	2002-05	2.80
Emily Suter	1995-98	2.80

## BLOCKS - SOLO

PLAYER	YEARS	BLOCKS
1. Gina Thomas	1988-92	159
2. Tory Gutierrez	1989-92	157
3. Jaunelle Hamilton	1997-00	106
4. Julie Bosler	2003-06	98
5. Rani Whitson	1993-96	61
6. Katherine Culwell	2009-13	59
7. Mary Olks	1986-89	58
8. Whitney Jacob	2004-07	56
9. Sarah Bullock	2009-12	54
10. Camila Jersonsky	2010-13	51

## BLOCKS - ASSISTS

PLAYER	YEARS	BLOCKS
1. Jaunelle Hamilton	1997-00	465
2. Rani Whitson	1993-96	426
3. Gina Thomas	1988-92	360
4. Whitney Jacob	2004-07	351
5. Tory Gutierrez	1989-92	318
6. Camila Jersonsky	2010-13	317
7. Julie Bosley	2003-06	265
8. La'Toi Finley	1994-97	261
Krista Singleton	1994-97	261
10. Breanna Barksdale	2014-16	252

## TOTAL BLOCKS

PLAYER	YEARS	BLOCKS
1. Jaunelle Hamilton	1997-00	571
2. Gina Thomas	1988-92	519
3. Rani Whitson	1993-96	487
4. Tory Gutierrez	1989-92	475
5. Whitney Jacob	2004-07	407
6. Camila Jersonsky	2010-13	368
7. Julie Bosler	2003-06	363
8. Breanna Barksdale	2014-16	292
9. La'Toi Finley	1994-97	289
10. Krista Singleton	1994-97	276

## BLOCKS PER SET (MIN. 100 BLOCKS)

PLAYER	YEARS	AVG.
1. Jaunelle Hamilton	1997-00	1.31
2. Rani Whitson	1993-96	1.16
3. Julie Bosler	2003-06	1.06
4. Tory Gutierrez	1989-92	1.03
5. Gina Thomas	1988-92	0.98
6. Whitney Jacob	2004-07	0.96
7. Camila Jersonsky	2009-13	0.92
8. Anna Stevenson	2017-18	0.90
Heather Franey	1995-96,98	0.90
10. La'Toi Finley	1994-97	0.88

Active student-athletes are listed in **BOLD**.



#2 MOLLY PEMBER  
So. | DS/L | 5-7



#3 PAYTON WHITE  
Sr. | DS/L | 5-7



#5 AUDREY DOUGLAS  
Fr. | OH | 6-4



#6 BELLA ROSENTHALL  
Jr. | DS/L | 5-5



#7 CHESNEY MCCLELLAN  
Sr. | MB | 6-4



#8 JAEDEN BROWN  
Sr. | MB | 6-0



#9 LILY THOMASON  
So. | OH | 6-1



#10 JACKIE BARRETT  
Fr. | S | 6-1



#12 MARISSA HINES  
Jr. | S | 6-0



#13 LILY SUMNER  
Fr. | MB | 6-0



#14 KATIE PERSONS  
Jr. | DS/L | 5-3



#16 VAL GREEN  
Jr. | OH | 6-4



#19 ELIF SU YAVUZ  
Jr. | MB | 6-3



#21 TATUM SHIPES  
Jr. | OH | 6-4



#22 LAUREN DORRELL  
Sr. | OH | 6-0



HEAD COACH  
BRENT CROUCH



ASSOCIATE HEAD COACH  
ALEX DUPHY



ASSISTANT COACH  
RICK MOLLER



VOLUNTEER ASSISTANT  
JUSTIN DUECK



**#2 MOLLY PEMBER**  
**DEFENSIVE SPECIALIST | 5-7 | SOPHOMORE**  
**MARIETTA, GA. (WALTON)**

**PEMBER'S 2020 CAREER/SEASON HIGHLIGHTS**

- Enters 2020 with two career starts.
- Has three career double-digit dig performances.

CATEGORY	CAREER HIGH	OPPONENT/DATE
Kills	1	vs. George Washington (9/8/19)
Attempts	1 (2x)	last, at Texas A&M (11/13/19)
Hitting Percentage (Min. 10 ATT.)		
Assists	4	vs. Michigan State (9/20/19)
Digs	15	vs. South Florida (9/7/19)
Blocks		
Aces	4	vs. Tennessee State (8/30/19)
Points	4.0	vs. Tennessee State (8/30/19)

CATEGORY	SEASON HIGH	OPPONENT/DATE
Kills		
Attempts		
Hitting Percentage (Min. 10 ATT.)		
Assists		
Digs		
Blocks		
Aces		
Points		

**PEMBER'S OVERALL CAREER STATISTICS**

YEAR	SETS	MP	KILLS	K/S	E	TA	PCT.	AST	A/S	SA	SA/S	SE	DIGS	D/S	RE	BS	BA	TB	B/S	PTS	PT/S
2019	78	26	1	.01	0	2	.500	18	.23	11	.14	9	135	1.73	14	0	0	0	.00	12.0	.15
<b>TOTAL</b>	<b>78</b>	<b>26</b>	<b>1</b>	<b>.01</b>	<b>0</b>	<b>2</b>	<b>.500</b>	<b>18</b>	<b>.23</b>	<b>11</b>	<b>.14</b>	<b>9</b>	<b>135</b>	<b>1.73</b>	<b>14</b>	<b>0</b>	<b>0</b>	<b>0</b>	<b>.00</b>	<b>12.0</b>	<b>.15</b>

**PEMBER'S SEC CAREER STATISTICS**

YEAR	SETS	MP	KILLS	K/S	E	TA	PCT.	AST	A/S	SA	SA/S	SE	DIGS	D/S	RE	BS	BA	TB	B/S	PTS	PT/S
2019	34	15	0	.00	0	1	.000	4	.12	1	.03	3	39	1.15	4	0	0	0	.00	1.0	.03
<b>TOTAL</b>	<b>34</b>	<b>15</b>	<b>0</b>	<b>.00</b>	<b>0</b>	<b>1</b>	<b>.000</b>	<b>4</b>	<b>.12</b>	<b>1</b>	<b>.03</b>	<b>3</b>	<b>39</b>	<b>1.15</b>	<b>4</b>	<b>0</b>	<b>0</b>	<b>0</b>	<b>.00</b>	<b>1.0</b>	<b>.03</b>



**WHITE'S 2020 CAREER/SEASON HIGHLIGHTS**

- Appeared in 85 career matches played and has tallied 672 career digs.
- Has 28 career double-digit dig performances.
- Holds Auburn's single-match record for digs with 37 against Butler (8/31/19)

CATEGORY	CAREER HIGH	OPPONENT/DATE
Kills	1 (4x)	last, at Florida (9/27/19)
Attempts	3	vs. George Washington (9/8/19)
Hitting Percentage (Min. 10 ATT.)		
Assists	7	vs. Michigan State (9/20/19)
Digs	37	vs. Butler (8/31/19)
Blocks		
Aces	3	at Kennesaw State (9/11/18)
Points	3.0 (2x)	last, vs. Tennessee State (8/30/19)

CATEGORY	SEASON HIGH	OPPONENT/DATE
Kills		
Attempts		
Hitting Percentage (Min. 10 ATT.)		
Assists	5	vs. #4 Florida (10/22/20)
Digs	7 (2x)	last, vs. #4 Florida (10/22/20)
Blocks		
Aces		
Points		

DATE	OPPONENT	SP	ATTACK				SET			SERVE				RECEPT			BLOCKING				TEAM				
			K	E	TA	PCT.	A	TA	PCT.	SA	SE	TA	PCT.	RE	TA	PCT.	DIG	BS	BA	BE	TOTAL	BHE	POINTS	HIT%	SCORE
10/21/20	FLORIDA	3	0	0	0	.000	2	13	.154	0	2	8	.750	1	15	.933	7	0	0	0	0.0	0	0.0	.009	0-3
10/22/20	FLORIDA	3	0	0	0	.000	5	16	.312	0	1	8	.875	1	13	.923	7	0	0	0	0.0	0	0.0	.076	0-3
<b>TOTALS</b>		<b>6</b>	<b>0</b>	<b>0</b>	<b>0</b>	<b>.000</b>	<b>7</b>	<b>29</b>	<b>.241</b>	<b>0</b>	<b>3</b>	<b>16</b>	<b>.812</b>	<b>2</b>	<b>28</b>	<b>.929</b>	<b>14</b>	<b>0</b>	<b>0</b>	<b>0</b>	<b>0.0</b>	<b>0</b>	<b>0.0</b>		

SETS PLAYED: 6  
ASSISTS PER SET: 1.17

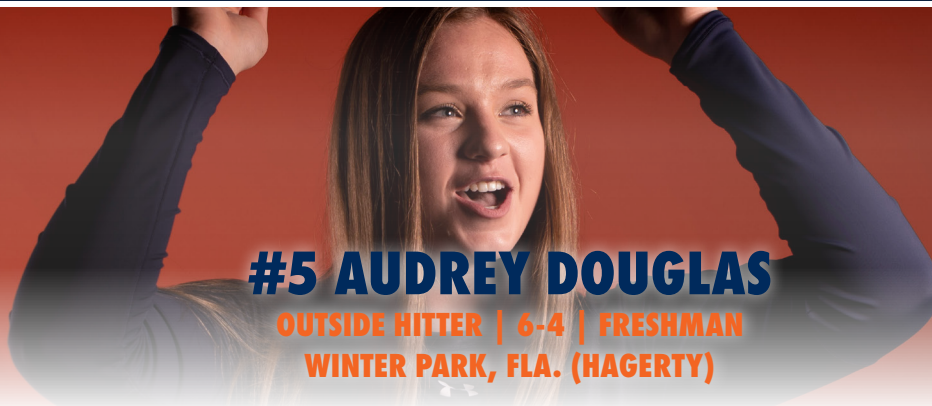
DIGS PER SET: 2.33

**WHITE'S OVERALL CAREER STATISTICS**

YEAR	SETS	MP	KILLS	K/S	E	TA	PCT.	AST	A/S	SA	SA/S	SE	DIGS	D/S	RE	BS	BA	TB	B/S	PTS	PT/S
2017	102	27	0	0.00	1	1	-1.000	34	0.33	16	.16	53	177	1.74	14	0	0	0	.00	16.0	.16
2018	102	27	0	0.00	3	6	-.500	43	0.42	16	.16	30	156	1.53	18	0	0	0	.00	16.0	.16
2019	103	29	4	0.04	2	13	.154	51	0.50	13	.13	27	325	3.16	26	0	0	0	.00	17.0	.17
2020	6	2	0	0.00	0	0	.000	7	1.17	0	.00	3	14	2.33	2	0	0	0	.00	0.0	.00
<b>TOTAL</b>	<b>313</b>	<b>85</b>	<b>4</b>	<b>0.01</b>	<b>6</b>	<b>20</b>	<b>-.100</b>	<b>135</b>	<b>.43</b>	<b>45</b>	<b>.14</b>	<b>113</b>	<b>672</b>	<b>2.15</b>	<b>60</b>	<b>0</b>	<b>0</b>	<b>0</b>	<b>.00</b>	<b>49.0</b>	<b>.16</b>

**WHITE'S SEC CAREER STATISTICS**

YEAR	SETS	MP	KILLS	K/S	E	TA	PCT.	AST	A/S	SA	SA/S	SE	DIGS	D/S	RE	BS	BA	TB	B/S	PTS	PT/S
2017	69	18	0	0.00	1	1	-1.000	24	.35	10	.14	35	115	1.67	10	0	0	0	.00	10.0	.14
2018	66	17	0	0.00	2	5	-.400	26	.39	9	.14	21	94	1.42	13	0	0	0	.00	9.0	.14
2019	59	18	1	0.02	2	5	-.200	17	.29	5	.08	16	140	2.37	15	0	0	0	.00	6.0	.10
2020	6	2	0	0.00	0	0	.000	7	1.17	0	.00	3	14	2.33	2	0	0	0	.00	0.0	.00
<b>TOTAL</b>	<b>200</b>	<b>55</b>	<b>1</b>	<b>0.00</b>	<b>5</b>	<b>11</b>	<b>-.364</b>	<b>74</b>	<b>.37</b>	<b>24</b>	<b>.12</b>	<b>75</b>	<b>363</b>	<b>1.82</b>	<b>40</b>	<b>0</b>	<b>0</b>	<b>0</b>	<b>.00</b>	<b>25.0</b>	<b>.13</b>



# #5 AUDREY DOUGLAS

OUTSIDE HITTER | 6-4 | FRESHMAN  
WINTER PARK, FLA. (HAGERTY)



## DOUGLAS'S 2020 CAREER/SEASON HIGHLIGHTS

- 2019 Prep Volleyball All-American at Hagerty High School.
- Won three national championships on the club volleyball scene.
- Made her collegiate debut against #4 Florida (10/21), recording four kills and a block.

CATEGORY	CAREER HIGH	OPPONENT/DATE
Kills	4	vs. #4 Florida (10/21/20)
Attempts	16	vs. #4 Florida (10/21/20)
Hitting Percentage (Min. 10 ATT.)	.062	vs. #4 Florida (10/21/20)
Assists	1	vs. #4 Florida (10/22/20)
Digs		
Blocks	1.0 (2x)	last, vs. #4 Florida (10/22/20)
Aces		
Points	4.5	vs. #4 Florida (10/21/20)

CATEGORY	SEASON HIGH	OPPONENT/DATE
Kills	4	vs. #4 Florida (10/21/20)
Attempts	16	vs. #4 Florida (10/21/20)
Hitting Percentage (Min. 10 ATT.)	.062	vs. #4 Florida (10/21/20)
Assists	1	vs. #4 Florida (10/22/20)
Digs		
Blocks	1.0 (2x)	last, vs. #4 Florida (10/22/20)
Aces		
Points	4.5	vs. #4 Florida (10/21/20)

DATE	OPPONENT	SP	ATTACK				SET			SERVE				RECEPT			BLOCKING				BHE	POINTS	TEAM		
			K	E	TA	PCT	A	TA	PCT.	SA	SE	TA	PCT.	RE	TA	PCT.	DIG	BS	BA	BE			TOTAL	HIT%	SCORE
10/21/20	FLORIDA	3	4	5	16	-.062	0	0	.000	0	0	0	.000	0	0	.000	0	0	1	0	1.0	0	4.5	.009	0-3
10/22/20	FLORIDA	2	1	0	7	.143	1	1	1.000	0	0	0	.000	0	0	.000	0	0	1	0	1.0	0	1.5	.076	0-3
<b>TOTALS</b>		<b>5</b>	<b>5</b>	<b>5</b>	<b>23</b>	<b>.000</b>	<b>1</b>	<b>1</b>	<b>1.000</b>	<b>0</b>	<b>0</b>	<b>0</b>	<b>.000</b>	<b>0</b>	<b>0</b>	<b>.000</b>	<b>0</b>	<b>0</b>	<b>2</b>	<b>0</b>	<b>2.0</b>	<b>0</b>	<b>6.0</b>		

SETS PLAYED: 5  
 BLOCKS PER SET: 0.40  
 KILLS PER SET: 1.00  
 ASSISTS PER SET: 0.20

## DOUGLAS' OVERALL CAREER STATISTICS

YEAR	SETS	MP	KILLS	K/S	E	TA	PCT.	AST	A/S	SA	SA/S	SE	DIGS	D/S	RE	BS	BA	TB	B/S	PTS	PT/S
2020	5	2	5	1.00	5	23	.000	1	.20	0	.00	0	0	.00	0	0	2	2	.40	6.0	1.20
<b>TOTAL</b>	<b>5</b>	<b>2</b>	<b>5</b>	<b>1.00</b>	<b>5</b>	<b>23</b>	<b>.000</b>	<b>1</b>	<b>.20</b>	<b>0</b>	<b>.00</b>	<b>0</b>	<b>0</b>	<b>.00</b>	<b>0</b>	<b>0</b>	<b>2</b>	<b>2</b>	<b>.40</b>	<b>6.0</b>	<b>1.20</b>

## DOUGLAS' SEC CAREER STATISTICS

YEAR	SETS	MP	KILLS	K/S	E	TA	PCT.	AST	A/S	SA	SA/S	SE	DIGS	D/S	RE	BS	BA	TB	B/S	PTS	PT/S
2020	5	2	5	1.00	5	23	.000	1	.20	0	.00	0	0	.00	0	0	2	2	.40	6.0	1.20
<b>TOTAL</b>	<b>5</b>	<b>2</b>	<b>5</b>	<b>1.00</b>	<b>5</b>	<b>23</b>	<b>.000</b>	<b>1</b>	<b>.20</b>	<b>0</b>	<b>.00</b>	<b>0</b>	<b>0</b>	<b>.00</b>	<b>0</b>	<b>0</b>	<b>2</b>	<b>2</b>	<b>.40</b>	<b>6.0</b>	<b>1.20</b>

# #6 BELLA ROSENTHALL

DEFENSIVE SPECIALIST/LIBERO | 5-5 | JUNIOR  
YORKTOWN, IND. (YORKTOWN)



## ROSENTHALL'S 2020 CAREER/SEASON HIGHLIGHTS

- Appeared in 59 career matches and has recorded 662 career digs.
- Led all SEC sophomores last season with a 3.93 digs per set average in SEC matches.
- Has 32 career double-digit dig performances.
- Split time at setter against #4 Florida (10/22), recording a career high 10 assists. It was her first time playing the position since high school.

CATEGORY	CAREER HIGH	OPPONENT/DATE
Kills	1 (4x)	last, vs. #4 Florida (10/22/20)
Attempts	2 (3x)	last, vs. #4 Florida (10/22/20)
Hitting Percentage (Min. 10 ATT.)		
Assists	10	vs. #4 Florida (10/22/20)
Digs	26	vs. Georgia (10/20/19)
Blocks	1.0	vs. #4 Florida (10/22/20)
Aces	3 (2x)	last, vs. Tennessee State (8/30/19)
Points	3.0 (2x)	last, vs. Tennessee State (8/30/19)

CATEGORY	SEASON HIGH	OPPONENT/DATE
Kills	1	vs. #4 Florida (10/22/20)
Attempts	2	vs. #4 Florida (10/22/20)
Hitting Percentage (Min. 10 ATT.)		
Assists	10	vs. #4 Florida (10/22/20)
Digs	8 (2x)	last, vs. #4 Florida (10/22/20)
Blocks	1.0	vs. #4 Florida (10/22/20)
Aces	1	vs. #4 Florida (10/21/20)
Points	1.5	vs. #4 Florida (10/22/20)

DATE	OPPONENT	SP	ATTACK				SET			SERVE				RECEPT			BLOCKING				TEAM				
			K	E	TA	PCT.	A	TA	PCT.	SA	SE	TA	PCT.	RE	TA	PCT.	DIG	BS	BA	BE	TOTAL	BHE	POINTS	HIT%	SCORE
10/21/20	FLORIDA	*3	0	0	0	.000	3	10	.300	1	3	11	.727	0	9	1.000	8	0	0	0	0.0	0	1.0	.009	0-3
10/22/20	FLORIDA	3	1	0	2	.500	10	36	.278	0	1	8	.875	0	3	1.000	8	0	1	0	1.0	1	1.5	.076	0-3
<b>TOTALS</b>		<b>6</b>	<b>1</b>	<b>0</b>	<b>2</b>	<b>.500</b>	<b>13</b>	<b>46</b>	<b>.283</b>	<b>1</b>	<b>4</b>	<b>19</b>	<b>.789</b>	<b>0</b>	<b>12</b>	<b>1.000</b>	<b>16</b>	<b>0</b>	<b>1</b>	<b>0</b>	<b>1.0</b>	<b>1</b>	<b>2.5</b>		

SETS PLAYED: 6  
KILLS PER SET: 0.17  
ASSISTS PER SET: 2.17

SERVICE ACES PER SET: 0.17  
DIGS PER SET: 2.67  
BLOCKS PER SET: 0.17

## ROSENTHALL'S OVERALL CAREER STATISTICS

YEAR	SETS	MP	KILLS	K/S	E	TA	PCT.	AST	A/S	SA	SA/S	SE	DIGS	D/S	RE	BS	BA	TB	B/S	PTS	PT/S
2018	103	28	1	.01	0	6	.167	65	0.63	16	.16	23	339	3.29	26	0	0	0	.00	17.0	.17
2019	103	29	2	.02	0	5	.400	38	0.37	12	.12	24	307	2.98	17	0	0	0	.00	14.0	.14
2020	6	2	1	.17	0	2	.500	13	2.17	1	.17	4	16	2.67	0	0	1	1	.17	2.5	.42
<b>TOTAL</b>	<b>212</b>	<b>59</b>	<b>4</b>	<b>.02</b>	<b>0</b>	<b>13</b>	<b>.308</b>	<b>116</b>	<b>.55</b>	<b>29</b>	<b>.14</b>	<b>51</b>	<b>662</b>	<b>3.12</b>	<b>43</b>	<b>0</b>	<b>1</b>	<b>1</b>	<b>.00</b>	<b>33.5</b>	<b>.16</b>

## ROSENTHALL'S SEC CAREER STATISTICS

YEAR	SETS	MP	KILLS	K/S	E	TA	PCT.	AST	A/S	SA	SA/S	SE	DIGS	D/S	RE	BS	BA	TB	B/S	PTS	PT/S
2018	67	18	1	.01	0	5	.200	39	.58	11	.16	12	192	2.87	19	0	0	0	.00	12.0	.18
2019	59	18	1	.02	0	4	.250	31	.53	7	.12	15	232	3.93	12	0	0	0	.00	8.0	.14
2020	6	2	1	.17	0	2	.500	13	2.17	1	.17	4	16	2.67	0	0	1	1	.17	2.5	.42
<b>TOTAL</b>	<b>132</b>	<b>38</b>	<b>3</b>	<b>.02</b>	<b>0</b>	<b>11</b>	<b>.273</b>	<b>83</b>	<b>.63</b>	<b>19</b>	<b>.14</b>	<b>31</b>	<b>440</b>	<b>3.33</b>	<b>31</b>	<b>0</b>	<b>1</b>	<b>1</b>	<b>.01</b>	<b>22.5</b>	<b>.17</b>





# #7 CHESNEY MCCLELLAN

MIDDLE BLOCKER | 6-4 | SENIOR  
KNOXVILLE, TENN. (NEBRASKA)



## MCCLELLAN'S 2020 CAREER/SEASON HIGHLIGHTS

- Appeared in 52 career matches for the Tigers
- Totaled 282 career kills and 125.0 career total blocks.
- Ranks 10th in the SEC with a .364 hitting percentage.

CATEGORY	CAREER HIGH	OPPONENT/DATE
Kills	14	vs. Tennessee State (8/30/19)
Attempts	32	at Tennessee (11/27/19)
Hitting Percentage (Min. 10 ATT.)	.476	at Western Michigan (9/20/19)
Assists	2	at Kansas (9/7/18)
Digs	2 (x9)	last, vs. Georgia (10/20/19)
Blocks	7	at Kennesaw State (9/11/18)
Aces	2 (x2)	last, vs. Missouri (10/18/19)
Points	16.5 (x2)	last, at Western Michigan (9/20/19)

CATEGORY	SEASON HIGH	OPPONENT/DATE
Kills	6	vs. #4 Florida (10/21/20)
Attempts	14	vs. #4 Florida (10/21/20)
Hitting Percentage (Min. 10 ATT.)	.286	vs. #4 Florida (10/21/20)
Assists		
Digs		
Blocks	4.0	vs. #4 Florida (10/22/20)
Aces		
Points	6.5	vs. #4 Florida (10/21/20)

DATE	OPPONENT	SP	ATTACK				SET			SERVE			RECEPT			BLOCKING				BHE	POINTS	TEAM			
			K	E	TA	PCT.	A	TA	PCT.	SA	SE	TA	PCT.	RE	TA	PCT.	DIG	BS	BA			BE	TOTAL	HIT%	SCORE
10/21/20	FLORIDA	*3	6	2	14	.286	0	0	.000	0	0	0	.000	0	0	.000	0	0	1	0	1.0	0	6.5	.009	0-3
10/22/20	FLORIDA	3	4	0	8	.500	0	1	.000	0	0	0	.000	0	0	.000	0	0	4	0	4.0	0	6.0	.076	0-3
<b>TOTALS</b>		<b>6</b>	<b>10</b>	<b>2</b>	<b>22</b>	<b>.364</b>	<b>0</b>	<b>1</b>	<b>.000</b>	<b>0</b>	<b>0</b>	<b>0</b>	<b>.000</b>	<b>0</b>	<b>0</b>	<b>.000</b>	<b>0</b>	<b>0</b>	<b>5</b>	<b>0</b>	<b>5.0</b>	<b>0</b>	<b>12.5</b>		

SETS PLAYED: 6  
KILLS PER SET: 1.67

BLOCKS PER SET: 0.83

## MCCLELLAN'S OVERALL CAREER STATISTICS

YEAR	SETS	MP	KILLS	K/S	E	TA	PCT.	AST	A/S	SA	SA/S	SE	DIGS	D/S	RE	BS	BA	TB	B/S	PTS	PT/S
2018	68	21	97	1.43	38	242	.244	3	.04	0	.00	0	12	.18	0	5	45	50	.74	124.5	1.83
2019	100	29	175	1.75	69	490	.216	4	.04	4	.04	10	17	.17	0	11	59	70	.70	219.5	2.20
2020	6	2	10	1.67	2	22	.364	0	.00	0	.00	0	0	.00	0	0	5	5	.83	12.5	2.08
<b>TOTAL</b>	<b>174</b>	<b>52</b>	<b>282</b>	<b>1.62</b>	<b>109</b>	<b>754</b>	<b>.229</b>	<b>7</b>	<b>.04</b>	<b>4</b>	<b>.02</b>	<b>10</b>	<b>29</b>	<b>.17</b>	<b>0</b>	<b>16</b>	<b>109</b>	<b>125</b>	<b>.72</b>	<b>356.5</b>	<b>2.05</b>

## MCCLELLAN'S SEC CAREER STATISTICS

YEAR	SETS	MP	KILLS	K/S	E	TA	PCT.	AST	A/S	SA	SA/S	SE	DIGS	D/S	RE	BS	BA	TB	B/S	PTS	PT/S
2018	41	13	66	1.61	26	157	.255	0	.00	0	.00	0	7	.17	0	3	24	27	.66	81.0	1.98
2019	59	18	90	1.53	45	299	.151	4	.07	4	.07	8	11	.19	0	7	38	45	.76	120.0	2.03
2020	6	2	10	1.67	2	22	.364	0	.00	0	.00	0	0	.00	0	0	5	5	.83	12.5	2.08
<b>TOTAL</b>	<b>106</b>	<b>33</b>	<b>166</b>	<b>1.57</b>	<b>73</b>	<b>478</b>	<b>.195</b>	<b>4</b>	<b>.04</b>	<b>4</b>	<b>.04</b>	<b>8</b>	<b>18</b>	<b>.17</b>	<b>0</b>	<b>10</b>	<b>67</b>	<b>77</b>	<b>.73</b>	<b>213.5</b>	<b>2.01</b>



**#8 JAEDEN BROWN**  
**MIDDLE BLOCKER | 6-0 | SENIOR**  
**HOLLYWOOD, FLA. (SOUTH FLORIDA)**

**BROWN'S 2020 CAREER/SEASON HIGHLIGHTS**

- Recorded 18 career starts as a Tiger.
- Tallied 15 solo stuffs in 2019 to rank tied for ninth in Auburn single-season history.
- Led the Tigers last season with a 0.84 blocks per set mark.
- Recorded 3+ blocks in 10 career matches.

CATEGORY	CAREER HIGH	OPPONENT/DATE
Kills	9	vs. IUPUI (9/21/19)
Attempts	22	vs. Georgia (10/20/19)
Hitting Percentage (Min. 10 ATT.)	.600	vs. South Florida (9/7/19)
Assists	---	
Digs	3	vs. Georgia (10/20/19)
Blocks	7.0	vs. Missouri (10/18/19)
Aces	---	
Points	10.5	vs. IUPUI (9/21/19)

CATEGORY	SEASON HIGH	OPPONENT/DATE
Kills	4 (2x)	last, vs. #4 Florida (10/22/20)
Attempts	10 (2x)	last, vs. #4 Florida (10/22/20)
Hitting Percentage (Min. 10 ATT.)	.100	vs. #4 Florida (10/21/20)
Assists		
Digs		
Blocks	3.0	vs. #4 Florida (10/22/20)
Aces		
Points	5.5	vs. #4 Florida (10/22/20)

DATE	OPPONENT	SP	ATTACK				SET			SERVE				RECEPT			BLOCKING				TEAM				
			K	E	TA	PCT.	A	TA	PCT.	SA	SE	TA	PCT.	RE	TA	PCT.	DIG	BS	BA	BE	TOTAL	BHE	POINTS	HIT%	SCORE
10/21/20	FLORIDA	*3	4	3	10	.100	0	0	.000	0	0	0	.000	0	0	.000	0	0	2	0	2.0	0	5.0	.009	0-3
10/22/20	FLORIDA	3	4	5	10	-.100	0	0	.000	0	0	0	.000	0	1	1.000	0	0	3	0	3.0	0	5.5	.076	0-3
<b>TOTALS</b>		<b>6</b>	<b>8</b>	<b>8</b>	<b>20</b>	<b>.000</b>	<b>0</b>	<b>0</b>	<b>.000</b>	<b>0</b>	<b>0</b>	<b>0</b>	<b>.000</b>	<b>0</b>	<b>1</b>	<b>1.000</b>	<b>0</b>	<b>0</b>	<b>5</b>	<b>0</b>	<b>5.0</b>	<b>0</b>	<b>10.5</b>		

SETS PLAYED: 6  
 KILLS PER SET: 1.33

BLOCKS PER SET: 0.83

**BROWN'S OVERALL CAREER STATISTICS**

YEAR	SETS	MP	KILLS	K/S	E	TA	PCT.	AST	A/S	SA	SA/S	SE	DIGS	D/S	RE	BS	BA	TB	B/S	PTS	PT/S
2019	57	21	77	1.35	34	199	.216	0	.00	0	.00	2	18	.32	0	15	33	48.0	.84	108.5	1.90
2020	6	2	8	1.33	8	20	.000	0	.00	0	.00	0	0	.00	0	0	5	5.0	.83	10.5	1.75
<b>TOTAL</b>	<b>63</b>	<b>23</b>	<b>85</b>	<b>1.35</b>	<b>42</b>	<b>219</b>	<b>.196</b>	<b>0</b>	<b>.00</b>	<b>0</b>	<b>.00</b>	<b>2</b>	<b>18</b>	<b>.29</b>	<b>0</b>	<b>15</b>	<b>38</b>	<b>53.0</b>	<b>.84</b>	<b>119.0</b>	<b>1.89</b>

**BROWN'S SEC CAREER STATISTICS**

YEAR	SETS	MP	KILLS	K/S	E	TA	PCT.	AST	A/S	SA	SA/S	SE	DIGS	D/S	RE	BS	BA	TB	B/S	PTS	PT/S
2019	39	14	52	1.33	26	149	.174	0	.00	0	.00	0	14	.36	0	11	23	34.0	.87	74.5	1.91
2020	6	2	8	1.33	8	20	.000	0	.00	0	.00	0	0	.00	0	0	5	5.0	.83	10.5	1.75
<b>TOTAL</b>	<b>45</b>	<b>16</b>	<b>60</b>	<b>1.33</b>	<b>34</b>	<b>169</b>	<b>.154</b>	<b>0</b>	<b>.00</b>	<b>0</b>	<b>.00</b>	<b>0</b>	<b>14</b>	<b>.31</b>	<b>0</b>	<b>11</b>	<b>28</b>	<b>39.0</b>	<b>.87</b>	<b>85.0</b>	<b>1.89</b>



# #9 LILY THOMASON

OUTSIDE HITTER | 6-1 | SOPHOMORE  
CASTLE PINES, COLO. (VALOR CHRISTIAN)

## THOMASON'S 2020 CAREER/SEASON HIGHLIGHTS

- Recorded one career start after seeing an increase in playing time in conference play as a freshman.
- Totaled five double-digit kill performance - all in conference matches.
- Will miss the fall season due to recovery from a shoulder injury.

CATEGORY	CAREER HIGH	OPPONENT/DATE
Kills	14	vs. Georgia (10/20/19)
Attempts	42	vs. Georgia (10/20/19)
Hitting Percentage (Min. 10 ATT.)	.400	vs. Tennessee (10/6/19)
Assists	1	at Mississippi State (10/25/19)
Digs	6	at Tennessee (11/27/19)
Blocks	5	vs. South Florida (9/7/19)
Aces	---	
Points	14.5	vs. Georgia (10/20/19)

CATEGORY	SEASON HIGH	OPPONENT/DATE
Kills		
Attempts		
Hitting Percentage (Min. 10 ATT.)		
Assists		
Digs		
Blocks		
Aces		
Points		

## THOMASON'S OVERALL CAREER STATISTICS

YEAR	SETS	MP	KILLS	K/S	E	TA	PCT.	AST	A/S	SA	SA/S	SE	DIGS	D/S	RE	BS	BA	TB	B/S	PTS	PT/S
2019	54	20	132	2.44	65	412	.163	1	.02	0	.00	0	40	.74	2	2	7	9	.17	137.5	2.55
<b>TOTAL</b>	<b>54</b>	<b>20</b>	<b>132</b>	<b>2.44</b>	<b>65</b>	<b>412</b>	<b>.163</b>	<b>1</b>	<b>.02</b>	<b>0</b>	<b>.00</b>	<b>0</b>	<b>40</b>	<b>.74</b>	<b>2</b>	<b>2</b>	<b>7</b>	<b>9</b>	<b>.17</b>	<b>137.5</b>	<b>2.55</b>

## THOMASON'S SEC CAREER STATISTICS

YEAR	SETS	MP	KILLS	K/S	E	TA	PCT.	AST	A/S	SA	SA/S	SE	DIGS	D/S	RE	BS	BA	TB	B/S	PTS	PT/S
2019	45	16	119	2.64	53	357	.185	1	.02	0	.00	0	35	.78	2	1	3	4	.09	121.5	2.70
<b>TOTAL</b>	<b>45</b>	<b>16</b>	<b>119</b>	<b>2.64</b>	<b>53</b>	<b>357</b>	<b>.185</b>	<b>1</b>	<b>.02</b>	<b>0</b>	<b>.00</b>	<b>0</b>	<b>35</b>	<b>.78</b>	<b>2</b>	<b>1</b>	<b>3</b>	<b>4</b>	<b>.09</b>	<b>121.5</b>	<b>2.70</b>

# #10 JACKIE BARRETT

SETTER | 6-1 | FRESHMAN  
 HIGHLAND, CALIF. (CITRUS VALLEY)



## BARRETT'S 2020 CAREER/SEASON HIGHLIGHTS

- Led Citrus Valley to the 2018 and 2019 Citrus Belt League Championship.
- Holds Citrus Valley's career records in assists (2,148), blocks (162) and service aces (187)

CATEGORY	CAREER HIGH	OPPONENT/DATE
Kills	_____	_____
Attempts	_____	_____
Hitting Percentage (Min. 10 ATT.)	_____	_____
Assists	_____	_____
Digs	_____	_____
Blocks	_____	_____
Aces	_____	_____
Points	_____	_____
CATEGORY	SEASON HIGH	OPPONENT/DATE
Kills	_____	_____
Attempts	_____	_____
Hitting Percentage (Min. 10 ATT.)	_____	_____
Assists	_____	_____
Digs	_____	_____
Blocks	_____	_____
Aces	_____	_____
Points	_____	_____



# #12 MARISSA HINES

SETTER | 6-0 | JUNIOR  
OLATHE, KAN. (WYOMING)

## HINES' 2020 CAREER/SEASON HIGHLIGHTS

- Seen action in 18 total matches and has 378 career assists to her credit.
- Led Auburn with a 7.51 assists per set mark last season, ranking seventh in single-season history.
- Currently ranks 14th in the SEC with a 5.00 assists per set average.

CATEGORY	CAREER HIGH	OPPONENT/DATE
Kills	5	at TCU (9/15/19)
Attempts	15	vs. Butler (8/31/19)
Hitting Percentage (Min. 10 ATT.)	.364	at TCU (9/15/19)
Assists	50	vs. Butler (8/31/19)
Digs	15	vs. South Florida (9/7/19)
Blocks	3 (3x)	last, at TCU (8/31/19)
Aces	2 (2x)	last, vs. Michigan State (9/20/19)
Points	7.0	at TCU (8/31/19)

CATEGORY	SEASON HIGH	OPPONENT/DATE
Kills	2	vs. #4 Florida (10/21/20)
Attempts	6	vs. #4 Florida (10/21/20)
Hitting Percentage (Min. 10 ATT.)		
Assists	17	vs. #4 Florida (10/21/20)
Digs	9	vs. #4 Florida (10/21/20)
Blocks		
Aces		
Points	2.0	vs. #4 Florida (10/21/20)

DATE	OPPONENT	SP	ATTACK				SET			SERVE				RECEPT			BLOCKING				BHE	POINTS	TEAM		
			K	E	TA	PCT	A	TA	PCT.	SA	SE	TA	PCT.	RE	TA	PCT.	DIG	BS	BA	BE			TOTAL	HIT%	SCORE
10/21/20	FLORIDA	*3	2	1	6	.167	17	80	.213	0	1	7	.857	0	0	.000	9	0	0	0	0.0	4	2.0	.009	0-3
10/22/20	FLORIDA	2	1	0	2	.500	8	35	.229	0	1	7	.857	0	0	.000	3	0	0	0	0.0	2	1.0	.076	0-3
<b>TOTALS</b>		<b>5</b>	<b>3</b>	<b>1</b>	<b>8</b>	<b>.250</b>	<b>25</b>	<b>115</b>	<b>.217</b>	<b>0</b>	<b>2</b>	<b>14</b>	<b>.857</b>	<b>0</b>	<b>0</b>	<b>.000</b>	<b>12</b>	<b>0</b>	<b>0</b>	<b>0</b>	<b>0.0</b>	<b>6</b>	<b>3.0</b>		

SETS PLAYED: 5  
KILLS PER SET: 0.60  
ASSISTS PER SET: 5.00

DIGS PER SET: 2.40  
BLOCKS PER SET: 0.00

## HINES' OVERALL CAREER STATISTICS

YEAR	SETS	MP	KILLS	K/S	E	TA	PCT.	AST	A/S	SA	SA/S	SE	DIGS	D/S	RE	BS	BA	TB	B/S	PTS	PT/S
2019	47	16	30	0.64	23	104	.067	353	7.51	7	.15	12	97	2.06	0	2	15	17	.36	46.5	.99
2020	5	2	3	0.60	1	8	.250	25	5.00	0	.00	2	12	2.40	0	0	0	0	.00	3.0	.60
<b>TOTAL</b>	<b>52</b>	<b>18</b>	<b>33</b>	<b>0.63</b>	<b>24</b>	<b>112</b>	<b>.080</b>	<b>378</b>	<b>7.27</b>	<b>7</b>	<b>.13</b>	<b>14</b>	<b>109</b>	<b>2.10</b>	<b>0</b>	<b>2</b>	<b>15</b>	<b>17</b>	<b>.33</b>	<b>49.5</b>	<b>.95</b>

## HINES' SEC CAREER STATISTICS

YEAR	SETS	MP	KILLS	K/S	E	TA	PCT.	AST	A/S	SA	SA/S	SE	DIGS	D/S	RE	BS	BA	TB	B/S	PTS	PT/S
2019	11	7	5	0.45	7	26	-.077	51	4.64	0	0.00	3	15	1.36	0	1	3	4	.36	7.5	.68
2020	5	2	3	0.60	1	8	.250	25	5.00	0	0.00	2	12	2.40	0	0	0	0	.00	3.0	.60
<b>TOTAL</b>	<b>16</b>	<b>9</b>	<b>8</b>	<b>0.50</b>	<b>8</b>	<b>34</b>	<b>.000</b>	<b>76</b>	<b>4.75</b>	<b>0</b>	<b>0.00</b>	<b>5</b>	<b>27</b>	<b>1.69</b>	<b>0</b>	<b>1</b>	<b>3</b>	<b>4</b>	<b>.25</b>	<b>10.5</b>	<b>.66</b>



**#13 LILY SUMNER**  
**MIDDLE BLOCKER | 6-0 | FRESHMAN**  
**INDIANAPOLIS, IND. (PARK TUDOR SCHOOL)**



**SUMNER'S 2020 CAREER/SEASON HIGHLIGHTS**

- Lettered at Park Tudor School, recording over 1,200 career kills during prep career.
- Selected the conference's player of the year for three straight seasons.

CATEGORY	CAREER HIGH	OPPONENT/DATE
Kills	_____	_____
Attempts	_____	_____
Hitting Percentage (Min. 10 ATT.)	_____	_____
Assists	_____	_____
Digs	_____	_____
Blocks	_____	_____
Aces	_____	_____
Points	_____	_____
CATEGORY	SEASON HIGH	OPPONENT/DATE
Kills	_____	_____
Attempts	_____	_____
Hitting Percentage (Min. 10 ATT.)	_____	_____
Assists	_____	_____
Digs	_____	_____
Blocks	_____	_____
Aces	_____	_____
Points	_____	_____



# #14 KATIE PERSONS

**DEFENSIVE SPECIALIST/LIBERO | 5-3 | JUNIOR  
GRAND RAPIDS, MICH. (EAST GRAND RAPIDS)**

## PERSONS' 2020 CAREER/SEASON HIGHLIGHTS

- Enters 2020 seeing action off the bench in 28 career matches.
- Totaled 93 career digs as a Tiger.

CATEGORY	CAREER HIGH	OPPONENT/DATE
Kills	1 (2x)	last, at Mississippi State (10/25/19)
Attempts	3	at Tennessee (11/27/19)
Hitting Percentage (Min. 10 ATT.)		
Assists	2 (5x)	last, vs. Florida (11/20/19)
Digs	11	at Mississippi State (10/25/19)
Blocks		
Aces	2 (3x)	last, at Texas A&M (11/13/19)
Points	3.0	vs. Alabama (10/2/19)

CATEGORY	SEASON HIGH	OPPONENT/DATE
Kills		
Attempts		
Hitting Percentage (Min. 10 ATT.)		
Assists		
Digs	1	vs. #4 Florida (10/22/20)
Blocks		
Aces		
Points		

DATE	OPPONENT	SP	ATTACK				SET			SERVE			RECEPT			BLOCKING				BHE	POINTS	TEAM		
			K	E	TA	PCT.	A	TA	PCT.	SA	SE	TA	PCT.	RE	TA	PCT.	DIG	BS	BA			BE	TOTAL	HIT%
10/21/20	FLORIDA	3	0	0	0	.000	0	1	.000	0	1	6	.833	0	0	.000	0	0	0	0	0.0	0.0	.009	0-3
10/22/20	FLORIDA	3	0	0	0	.000	0	1	.000	0	0	7	1.000	0	0	.000	1	0	0	0	0.0	0.0	.076	0-3
<b>TOTALS</b>		<b>6</b>	<b>0</b>	<b>0</b>	<b>0</b>	<b>.000</b>	<b>0</b>	<b>2</b>	<b>.000</b>	<b>0</b>	<b>1</b>	<b>13</b>	<b>.923</b>	<b>0</b>	<b>0</b>	<b>.000</b>	<b>1</b>	<b>0</b>	<b>0</b>	<b>0</b>	<b>0.0</b>	<b>0.0</b>		

SETS PLAYED: 6

DIGS PER SET: 0.17

## PERSONS' OVERALL CAREER STATISTICS

YEAR	SETS	MP	KILLS	K/S	E	TA	PCT.	AST	A/S	SA	SA/S	SE	DIGS	D/S	RE	BS	BA	TB	B/S	PTS	PT/S
2018	8	5	0	0.00	0	0	.000	2	.25	2	.25	2	9	1.12	2	0	0	0	.00	2.0	.25
2019	57	21	2	0.04	1	8	.125	12	.21	9	.16	13	83	1.46	4	0	0	0	.00	11.0	.19
2020	6	2	0	0.00	0	0	.000	0	.00	0	.00	1	1	0.17	0	0	0	0	.00	0.0	.00
<b>TOTAL</b>	<b>71</b>	<b>28</b>	<b>2</b>	<b>0.03</b>	<b>1</b>	<b>8</b>	<b>.125</b>	<b>14</b>	<b>.20</b>	<b>11</b>	<b>.15</b>	<b>16</b>	<b>93</b>	<b>1.31</b>	<b>6</b>	<b>0</b>	<b>0</b>	<b>0</b>	<b>.00</b>	<b>13.0</b>	<b>.18</b>

## PERSONS' SEC CAREER STATISTICS

YEAR	SETS	MP	KILLS	K/S	E	TA	PCT.	AST	A/S	SA	SA/S	SE	DIGS	D/S	RE	BS	BA	TB	B/S	PTS	PT/S
2018	7	4	0	0.00	0	0	.000	2	.29	2	.29	2	8	1.14	2	0	0	0	.00	2.0	.29
2019	52	18	2	0.04	1	8	.125	12	.23	9	.17	12	79	1.52	4	0	0	0	.00	11.0	.21
2020	6	2	0	0.00	0	0	.000	0	.00	0	.00	1	1	0.17	0	0	0	0	.00	0.0	.00
<b>TOTAL</b>	<b>65</b>	<b>24</b>	<b>2</b>	<b>0.03</b>	<b>1</b>	<b>8</b>	<b>.125</b>	<b>14</b>	<b>.22</b>	<b>11</b>	<b>.17</b>	<b>15</b>	<b>88</b>	<b>1.35</b>	<b>6</b>	<b>0</b>	<b>0</b>	<b>0</b>	<b>.00</b>	<b>13.0</b>	<b>.20</b>







**#19 ELIF SU YAVUZ**  
**MIDDLE BLOCKER | 6-3 | JUNIOR**  
**ANKARA, TURKEY (GAZI UNIVERSITY)**



**YAVUZ'S 2020 CAREER/SEASON HIGHLIGHTS**

- Transferred from Gazi University in Ankara, Turkey.
- Joined the team in September.

CATEGORY	CAREER HIGH	OPPONENT/DATE
Kills	_____	_____
Attempts	_____	_____
Hitting Percentage (Min. 10 ATT.)	_____	_____
Assists	_____	_____
Digs	_____	_____
Blocks	_____	_____
Aces	_____	_____
Points	_____	_____

CATEGORY	SEASON HIGH	OPPONENT/DATE
Kills	_____	_____
Attempts	_____	_____
Hitting Percentage (Min. 10 ATT.)	_____	_____
Assists	_____	_____
Digs	_____	_____
Blocks	_____	_____
Aces	_____	_____
Points	_____	_____



**#21 TATUM SHIPES**  
**OUTSIDE HITTER | 6-4 | JUNIOR**  
**BUFORD, GA. (BUFORD)**

**SHIPES' 2020 CAREER/SEASON HIGHLIGHTS**

- Seen action in 52 career matches and has tallied 424 kills.
- Tallied 22 double-digit kill performances.
- Recorded six career double-double performances to lead the squad.
- Leads the team with 18 digs to average 3.00 digs per set.

CATEGORY	CAREER HIGH	OPPONENT/DATE
Kills	21	vs. Ole Miss (10/26/18)
Attempts	55	vs. Ole Miss (10/26/18)
Hitting Percentage (Min. 10 ATT.)	.450	at South Carolina (11/4/18)
Assists	3 (4x)	last, at Texas A&M (11/13/19)
Digs	18 (2x)	last, at Tennessee (11/27/19)
Blocks	7.0	vs. Butler (8/31/19)
Aces	3 (2x)	last, at Western Michigan (9/20/19)
Points	24.5	vs. Ole Miss (10/26/18)

CATEGORY	SEASON HIGH	OPPONENT/DATE
Kills	5	vs. Florida (10/22/20)
Attempts	25	vs. Florida (10/21/20)
Hitting Percentage (Min. 10 ATT.)	.043	vs. Florida (10/22/20)
Assists	1	vs. Florida (10/22/20)
Digs	11	vs. Florida (10/21/20)
Blocks	1.0 (2x)	last, vs. Florida (10/22/20)
Aces	2	vs. Florida (10/22/20)
Points	7.5	vs. Florida (10/22/20)

DATE	OPPONENT	SP	ATTACK				SET			SERVE				RECEPT			BLOCKING				TEAM				
			K	E	TA	PCT.	A	TA	PCT.	SA	SE	TA	PCT.	RE	TA	PCT.	DIG	BS	BA	BE	TOTAL	BHE	POINTS	HIT%	SCORE
10/21/20	FLORIDA	*3	3	4	25	-.040	0	7	.000	0	1	9	.889	0	18	1.000	11	0	1	0	1.0	0	3.5	.009	0-3
10/22/20	FLORIDA	3	5	4	23	.043	1	2	.500	2	1	13	.923	1	26	.962	7	0	1	0	1.0	0	7.5	.076	0-3
<b>TOTALS</b>		<b>6</b>	<b>8</b>	<b>8</b>	<b>48</b>	<b>.000</b>	<b>1</b>	<b>9</b>	<b>.111</b>	<b>2</b>	<b>2</b>	<b>22</b>	<b>.909</b>	<b>1</b>	<b>44</b>	<b>.977</b>	<b>18</b>	<b>0</b>	<b>2</b>	<b>0</b>	<b>2.0</b>	<b>0</b>	<b>11.0</b>		

SETS PLAYED: 6  
 KILLS PER SET: 1.33  
 ASSISTS PER SET: 0.17

SERVICE ACES PER SET: 0.33  
 DIGS PER SET: 3.00  
 BLOCKS PER SET: 0.33

**SHIPES' OVERALL CAREER STATISTICS**

YEAR	SETS	MP	KILLS	K/S	E	TA	PCT.	AST	A/S	SA	SA/S	SE	DIGS	D/S	RE	BS	BA	TB	B/S	PTS	PT/S
2018	59	21	147	2.49	63	403	.208	1	.02	0	.00	0	30	0.51	4	6	18	24	.41	162.0	2.75
2019	103	29	269	2.61	154	899	.128	29	.28	23	.22	52	246	2.39	28	14	55	69	.67	333.5	3.24
2020	6	2	8	1.33	8	48	.000	1	.17	2	.33	2	18	3.00	1	0	2	2	.33	11.0	1.83
<b>TOTAL</b>	<b>168</b>	<b>52</b>	<b>424</b>	<b>2.52</b>	<b>226</b>	<b>1,351</b>	<b>.147</b>	<b>31</b>	<b>.18</b>	<b>25</b>	<b>.15</b>	<b>54</b>	<b>294</b>	<b>1.75</b>	<b>33</b>	<b>20</b>	<b>75</b>	<b>95</b>	<b>.57</b>	<b>506.5</b>	<b>3.01</b>

**SHIPES' SEC CAREER STATISTICS**

YEAR	SETS	MP	KILLS	K/S	E	TA	PCT.	AST	A/S	SA	SA/S	SE	DIGS	D/S	RE	BS	BA	TB	B/S	PTS	PT/S
2018	47	15	128	2.72	56	341	.211	1	.02	0	.00	0	26	.55	4	5	16	21	.45	141.0	3.00
2019	59	18	176	2.98	99	605	.127	15	.25	9	.15	28	164	2.78	18	11	26	37	.63	209.0	3.54
2020	6	2	8	1.33	8	48	.000	1	.17	2	.33	2	18	3.00	1	0	2	2	.33	11.0	1.83
<b>TOTAL</b>	<b>112</b>	<b>35</b>	<b>312</b>	<b>2.79</b>	<b>164</b>	<b>995</b>	<b>.149</b>	<b>17</b>	<b>.15</b>	<b>11</b>	<b>.10</b>	<b>30</b>	<b>208</b>	<b>1.86</b>	<b>23</b>	<b>16</b>	<b>44</b>	<b>60</b>	<b>.54</b>	<b>361.0</b>	<b>3.22</b>



# #22 LAUREN DORRELL

**OUTSIDE HITTER | 6-0 | SENIOR**  
**BRENTWOOD, TENN. (COLORADO)**

## DORRELL'S 2020 CAREER/SEASON HIGHLIGHTS

- Appeared in seven career matches with one start.
- Career performance against #4 Florida (10/22), setting highs in kills (6), attempts (15), hitting percentage (.133), blocks (2.0), digs (6) and points (7.0)

CATEGORY	CAREER HIGH	OPPONENT/DATE
Kills	6	vs. Florida (10/22/20)
Attempts	15	vs. Florida (10/22/20)
Hitting Percentage (Min. 10 ATT.)	.133	vs. Florida (10/22/20)
Assists	1	vs. Florida (10/21/20)
Digs	6	vs. Florida (10/22/20)
Blocks	2 (2x)	last, vs. Florida (10/22/20)
Aces		
Points	7.0	vs. Florida (10/22/20)

CATEGORY	SEASON HIGH	OPPONENT/DATE
Kills	6	vs. Florida (10/22/20)
Attempts	15	vs. Florida (10/22/20)
Hitting Percentage (Min. 10 ATT.)	.133	vs. Florida (10/22/20)
Assists	1	vs. Florida (10/21/20)
Digs	6	vs. Florida (10/22/20)
Blocks	2	vs. Florida (10/22/20)
Aces		
Points	7.0	vs. Florida (10/22/20)

DATE	OPPONENT	SP	ATTACK				SET			SERVE				RECEPT			BLOCKING				BHE	POINTS	TEAM		
			K	E	TA	PCT.	A	TA	PCT.	SA	SE	TA	PCT.	RE	TA	PCT.	DIG	BS	BA	BE			TOTAL	HIT%	SCORE
10/21/20	FLORIDA	2	0	1	3	-.333	0	0	.000	0	0	0	.000	0	0	.000	0	0	0	0	0.0	0	0.0	.009	0-3
10/22/20	FLORIDA	2	6	4	15	.133	1	3	.333	0	0	4	1.000	0	1	1.000	6	0	2	0	2.0	0	7.0	.076	0-3
<b>TOTALS</b>		<b>4</b>	<b>6</b>	<b>5</b>	<b>18</b>	<b>.056</b>	<b>1</b>	<b>3</b>	<b>.333</b>	<b>0</b>	<b>0</b>	<b>4</b>	<b>1.000</b>	<b>0</b>	<b>1</b>	<b>1.000</b>	<b>6</b>	<b>0</b>	<b>2</b>	<b>0</b>	<b>2.0</b>	<b>0</b>	<b>7.0</b>		

SETS PLAYED: 4  
 KILLS PER SET: 1.50  
 ASSISTS PER SET: 0.25

DIGS PER SET: 1.50  
 BLOCKS PER SET: 0.50

## DORRELL'S OVERALL CAREER STATISTICS

YEAR	SETS	MP	KILLS	K/S	E	TA	PCT.	AST	A/S	SA	SA/S	SE	DIGS	D/S	RE	BS	BA	TB	B/S	PTS	PT/S
2019	7	5	9	1.29	7	35	.057	0	.00	0	.00	0	2	.29	0	0	3	3.0	.43	10.5	1.50
2020	4	2	6	1.50	5	18	.056	1	.25	0	.00	0	6	1.50	0	0	2	2.0	.50	7.0	2.33
<b>TOTAL</b>	<b>11</b>	<b>7</b>	<b>15</b>	<b>1.36</b>	<b>12</b>	<b>53</b>	<b>.057</b>	<b>1</b>	<b>.09</b>	<b>0</b>	<b>.00</b>	<b>0</b>	<b>8</b>	<b>.73</b>	<b>0</b>	<b>0</b>	<b>5</b>	<b>5.0</b>	<b>.45</b>	<b>17.5</b>	<b>1.59</b>

## DORRELL'S SEC CAREER STATISTICS

YEAR	SETS	MP	KILLS	K/S	E	TA	PCT.	AST	A/S	SA	SA/S	SE	DIGS	D/S	RE	BS	BA	TB	B/S	PTS	PT/S
2019	7	5	9	1.29	7	35	.057	0	.00	0	.00	0	2	.29	0	0	3	3.0	.43	10.5	1.50
2020	4	2	6	1.50	5	18	.056	1	.25	0	.00	0	6	1.50	0	0	2	2.0	.50	7.0	2.33
<b>TOTAL</b>	<b>11</b>	<b>7</b>	<b>15</b>	<b>1.36</b>	<b>12</b>	<b>53</b>	<b>.057</b>	<b>1</b>	<b>.09</b>	<b>0</b>	<b>.00</b>	<b>0</b>	<b>8</b>	<b>.73</b>	<b>0</b>	<b>0</b>	<b>5</b>	<b>5.0</b>	<b>.45</b>	<b>17.5</b>	<b>1.59</b>